Figure S1

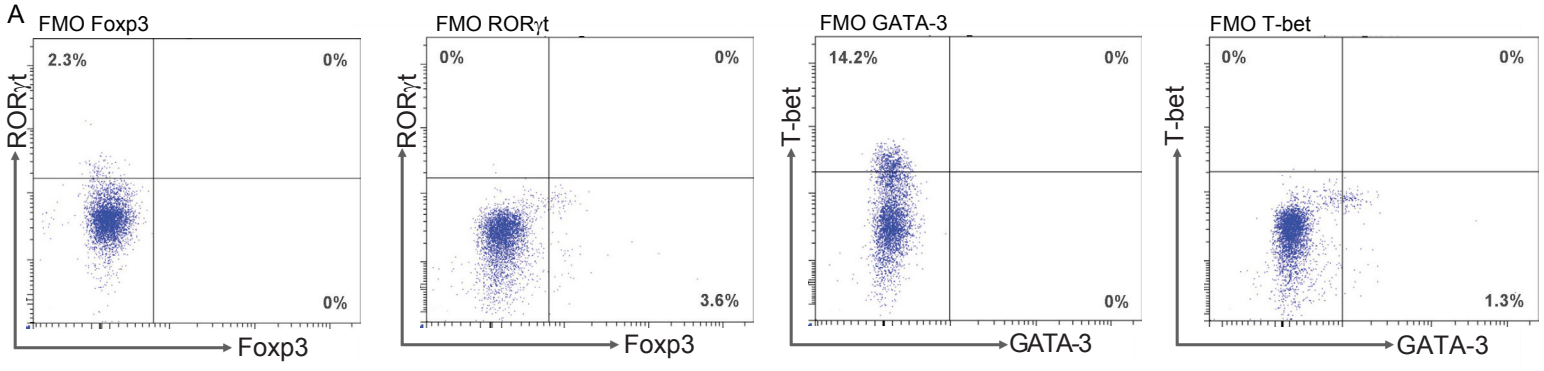
A
FMO Foxp3
2.3%
0%
0%
RORγt
Foxp3
FMO RORγt
0%
0%
3.6%
RORγt
Foxp3
FMO GATA-3
14.2%
0%
0%
T-bet
GATA-3
FMO T-bet
0%
0%
1.3%
T-bet
GATA-3

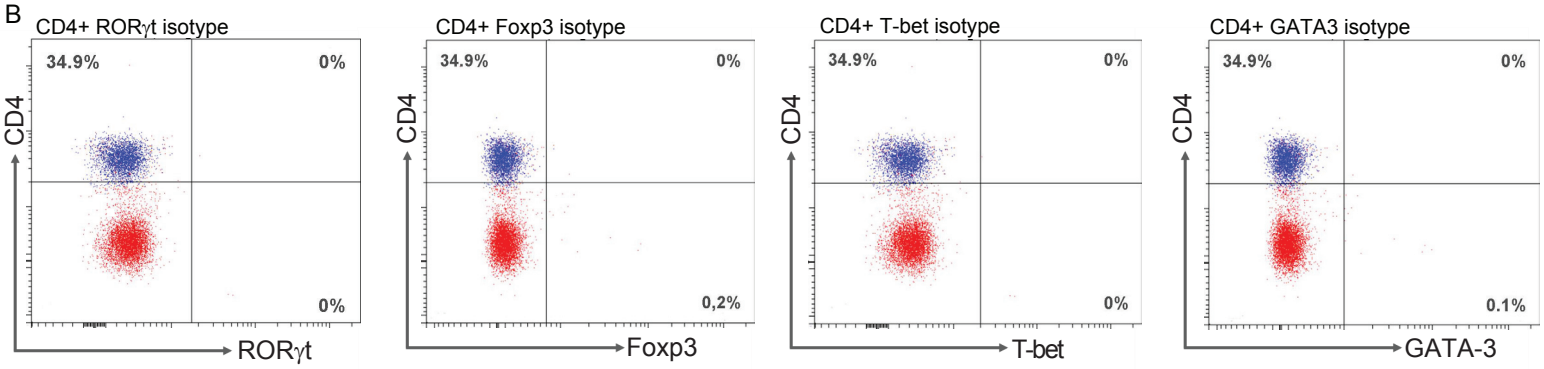
B
CD4+ RORγt isotype
34.9%
0%
0%
CD4
RORγt
CD4+ Foxp3 isotype
34.9%
0%
0,2%
CD4
Foxp3
CD4+ T-bet isotype
34.9%
0%
0%
CD4
T-bet
CD4+ GATA3 isotype
34.9%
0%
0.1%
CD4
GATA-3

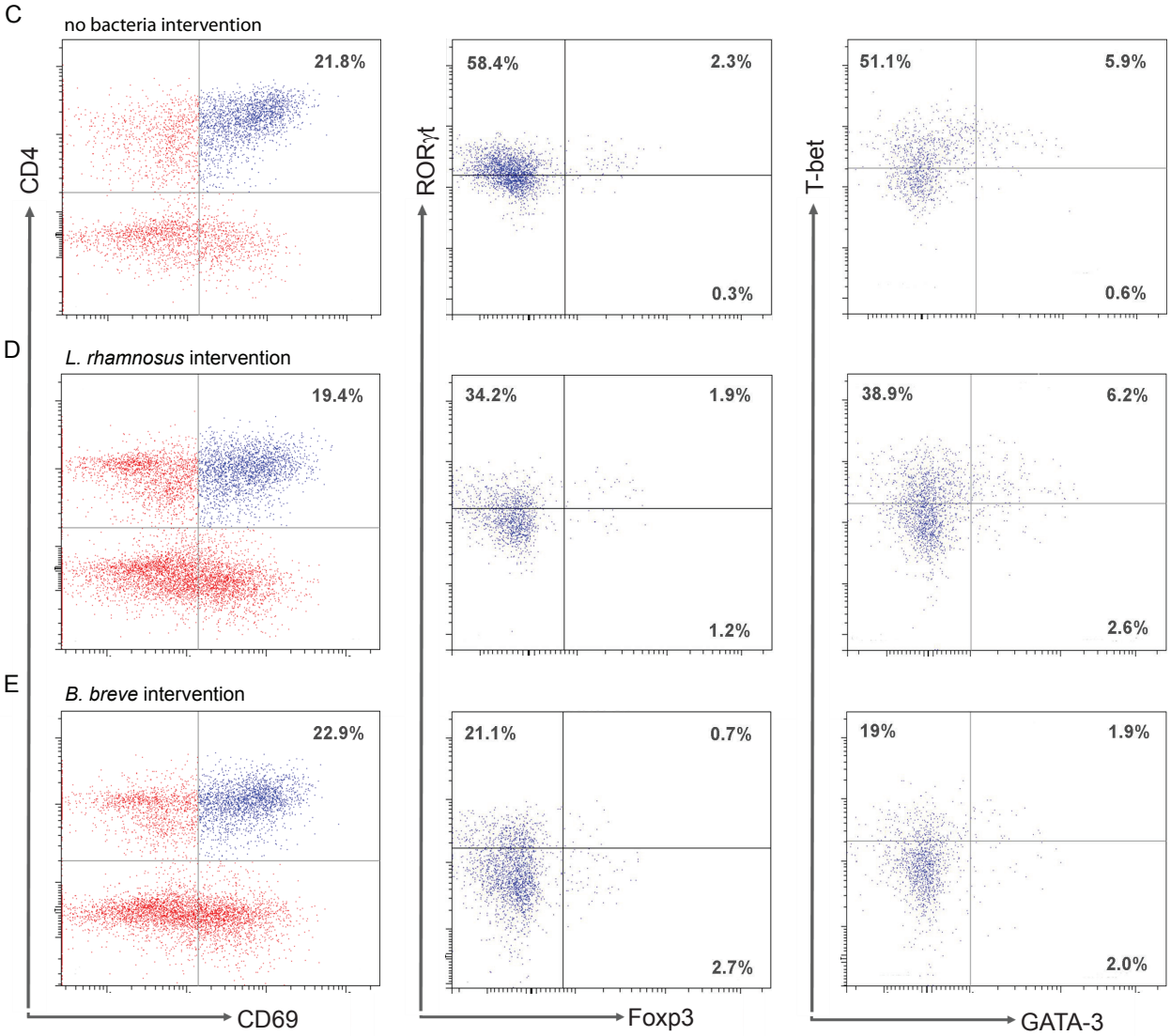
C
no bacteria intervention
21.8%
58.4%
2.3%
0.3%
51.1%
5.9%
0.6%
D
L. rhamnosus intervention
19.4%
34.2%
1.9%
1.2%
38.9%
6.2%
2.6%
E
B. breve intervention
22.9%
21.1%
0.7%
2.7%
19%
1.9%
2.0%
CD4
CD69
RORγt
Foxp3
T-bet
GATA-3