



confetti

A multi-enzyme map of the HeLa Proteome

(<https://proteomics-int.swmed.edu/confetti/>) Single-Peptide Protein Identifications

Listed below are all protein groups identified with a single unique peptide sequence. For each group all peptide-spectrum matches are given. Annotated spectra our found below the table.

q-val - PSM q-value

P - iProphet Probability

ID	Indistinguishable (Sameset) Proteins	Peptide Spectrum Matches				
		Peptide	M/z	z	q-val	P
426776	F8W9Z9; Q674X7; Q674X7-2; Q674X7-3; Q674X7-4; Q674X7-5;	Peptide	M/z	z	q-val	P
		SSEVLSATELRVQLAQK	620.345	3	0.000	1.000
427025	E7EPH0; F8W7B9; O60512;	Peptide	M/z	z	q-val	P
		DKGNEENPHRF	448.209	3	0.001	0.992
		DKGNEENPHRF	448.210	3	0.001	0.728
		DKGNEENPHRF	448.209	3	0.001	0.882
		DKGNEENPHRF	448.209	3	0.000	1.000
427072	A8MWL7; Q5THN7;	Peptide	M/z	z	q-val	P
		FMPVGLIAGASLLMAAK	861.471	2	0.000	1.000
		FMPVGLIAGASLLMAAK	574.650	3	0.000	1.000
		FMPVGLIAGASLLMAAK	861.475	2	0.000	1.000
		FMPVGLIAGASLLMAAK	861.471	2	0.001	0.958
		FMPVGLIAGASLLMAAK	574.649	3	0.001	0.931
		FMPVGLIAGASLLMAAK	574.649	3	0.000	0.985
		FMPVGLIAGASLLMAAK	861.471	2	0.000	0.997
		FMPVGLIAGASLLMAAK	861.471	2	0.001	0.722
		FMPVGLIAGASLLMAAK	574.650	3	0.000	1.000
		FMPVGLIAGASLLMAAK	861.473	2	0.006	0.041
		FMPVGLIAGASLLMAAK	574.649	3	0.000	1.000

ID	Indistinguishable (SameSet) Proteins	Peptide Spectrum Matches				
427090	B4DI02; F5H252; Q96A58;	Peptide	M/z	z	q-val	P
		ILDTAGQEDTIQRE	794.895	2	0.000	1.000
		ILDTAGQEDTIQRE	794.896	2	0.000	1.000
		ILDTAGQEDTIQRE	794.895	2	0.000	1.000
		ILDTAGQEDTIQRE	794.895	2	0.000	1.000
		ILDTAGQEDTIQRE	794.895	2	0.000	1.000
		ILDTAGQEDTIQRE	794.895	2	0.000	1.000
		ILDTAGQEDTIQRE	794.894	2	0.004	0.902
		ILDTAGQEDTIQRE	794.893	2	0.003	0.987
		ILDTAGQEDTIQRE	794.894	2	0.001	1.000
		ILDTAGQEDTIQRE	794.896	2	0.005	0.764
427273	B4DE21; O15287;	Peptide	M/z	z	q-val	P
		ASRLYQQLGDTTAELE	897.950	2	0.000	1.000
427435	Q9BSM1; Q9BSM1-3;	Peptide	M/z	z	q-val	P
		VTQPTGEEPALSNLGLPFSSFDHSK	886.778	3	0.000	1.000
		VTQPTGEEPALSNLGLPFSSFDHSK	886.773	3	0.000	1.000
		VTQPTGEEPALSNLGLPFSSFDHSK	886.774	3	0.000	0.999
		VTQPTGEEPALSNLGLPFSSFDHSK	886.775	3	0.001	0.971
		VTQPTGEEPALSNLGLPFSSFDHSK	886.774	3	0.000	1.000
		VTQPTGEEPALSNLGLPFSSFDHSK	886.770	3	0.000	1.000
		VTQPTGEEPALSNLGLPFSSFDHSK	886.775	3	0.001	0.787
		VTQPTGEEPALSNLGLPFSSFDHSK	886.772	3	0.000	1.000
		VTQPTGEEPALSNLGLPFSSFDHSK	886.772	3	0.000	1.000
		VTQPTGEEPALSNLGLPFSSFDHSK	886.771	3	0.000	1.000
427514	E5RIC9; O15488; O15488-2; O15488-3; O15488-4; O15488-5; O15488-6;	Peptide	M/z	z	q-val	P
		RPELGLTLTK	376.565	3	0.000	1.000
427799	E7EQ07; P31277;	Peptide	M/z	z	q-val	P
		GAAEGSGGDGEGPPGEAGA EK	450.945	4	0.003	0.163
		GAAEGSGGDGEGPPGEAGA EK	900.388	2	0.000	1.000
428131	A6NJU0;	Peptide	M/z	z	q-val	P
		HCDQNLVASDAPGEEGTGILK	737.683	3	0.000	1.000
428218	Q8IWE4;	Peptide	M/z	z	q-val	P
		YKDEREDAILEEGMER	666.973	3	0.000	1.000
428450	Q8WU20;	Peptide	M/z	z	q-val	P
		FVLGPTPVQK	543.321	2	0.001	0.742
		FVLGPTPVQK	543.322	2	0.000	0.900
		FVLGPTPVQK	543.321	2	0.000	1.000

ID	Indistinguishable (SameSet) Proteins	Peptide Spectrum Matches				
		Peptide	M/z	z	q-val	P
428474	E9PDW5; E9PDX5; Q8WWW0; Q8WWW0-2; Q8WWW0-3; Q8WWW0-4;	Peptide				
		DAIKEVNLAATT	623.337	2	0.002	0.435
		DAIKEVNLAATT	623.338	2	0.000	1.000
		DAIKEVNLAATT	623.338	2	0.000	0.997
428489	A6NJR4; B7ZL8; C9IZ87; P49842; P49842-2; P49842-3; P49842-4; Q5JP78;	Peptide	M/z	z	q-val	P
		GLFEDALPPIVLR	720.416	2	0.000	1.000
		GLFEDALPPIVLR	720.418	2	0.000	1.000
		GLFEDALPPIVLR	720.417	2	0.001	0.994
		GLFEDALPPIVLR	720.416	2	0.000	1.000
428672	A6NCP9; P02753; Q5VY30;	Peptide	M/z	z	q-val	P
		GLFLQDNIVAE	609.822	2	0.009	0.789
		GLFLQDNIVAE	609.822	2	0.002	0.995
		GLFLQDNIVAE	609.822	2	0.005	0.962
		GLFLQDNIVAE	609.822	2	0.003	0.990
		GLFLQDNIVAE	609.822	2	0.000	1.000
428775	D6RDM5; D6REN7; D6RIC8; Q86TN9; Q96DR4;	Peptide	M/z	z	q-val	P
		NTLIQYHSIEEDK	530.599	3	0.007	0.055
		NTLIQYHSIEEDK	795.394	2	0.000	0.996
		NTLIQYHSIEEDK	795.394	2	0.000	0.998
		NTLIQYHSIEEDK	530.599	3	0.000	1.000
428829	G8JLE4; HOY339; Q8NHY2; Q8NHY2-2; Q8NHY2-3;	Peptide	M/z	z	q-val	P
		FVSGEEIVSASTDSQLK	898.949	2	0.000	1.000
		FVSGEEIVSASTDSQLK	899.452	2	0.000	1.000
		FVSGEEIVSASTDSQLK	898.952	2	0.000	1.000
		FVSGEEIVSASTDSQLK	599.636	3	0.000	0.998
428872	Q8TF76; Q8TF76-2;	Peptide	M/z	z	q-val	P
		LVVGNGPEGPLSSTGK	784.919	2	0.000	1.000
		LVVGNGPEGPLSSTGK	784.919	2	0.000	1.000
		LVVGNGPEGPLSSTGK	784.916	2	0.000	1.000
		LVVGNGPEGPLSSTGK	784.918	2	0.000	1.000
		LVVGNGPEGPLSSTGK	784.919	2	0.000	1.000

ID	Indistinguishable (Sameset) Proteins	Peptide Spectrum Matches				
		Peptide	M/z	z	q-val	P
428884	Q96S21;	LPLPVTIK	440.797	2	0.001	0.999
		LPLPVTIK	440.797	2	0.003	0.964
		LPLPVTIK	440.798	2	0.001	0.997
		LPLPVTIK	440.797	2	0.001	0.996
		LPLPVTIK	440.799	2	0.001	0.998
		LPLPVTIK	440.797	2	0.000	0.999
		LPLPVTIK	440.797	2	0.001	0.999
		LPLPVTIK	440.797	2	0.001	0.995
		LPLPVTIK	440.798	2	0.001	0.999
		LPLPVTIK	440.797	2	0.003	0.843
		LPLPVTIK	440.797	2	0.006	0.046
		LPLPVTIK	440.797	2	0.008	0.031
		LPLPVTIK	440.797	2	0.002	0.320
		LPLPVTIK	440.799	2	0.009	0.023
		LPLPVTIK	440.797	2	0.002	0.572
		LPLPVTIK	440.797	2	0.004	0.108
		LPLPVTIK	440.796	2	0.002	0.521
		LPLPVTIK	440.797	2	0.001	0.928
		LPLPVTIK	440.797	2	0.002	0.687
		LPLPVTIK	440.797	2	0.003	0.230
		LPLPVTIK	440.797	2	0.006	0.049
		LPLPVTIK	440.797	2	0.001	0.717
		LPLPVTIK	440.797	2	0.006	0.040
		LPLPVTIK	440.797	2	0.006	0.042
		LPLPVTIK	440.797	2	0.002	0.324
		LPLPVTIK	440.797	2	0.001	0.906
		LPLPVTIK	440.797	2	0.010	0.019
		LPLPVTIK	440.797	2	0.000	0.986
		LPLPVTIK	440.797	2	0.005	0.059
		LPLPVTIK	440.797	2	0.004	0.106
		LPLPVTIK	440.797	2	0.002	0.253
		LPLPVTIK	440.798	2	0.000	0.998
		LPLPVTIK	440.797	2	0.000	1.000
		LPLPVTIK	440.797	2	0.006	0.071
		LPLPVTIK	440.797	2	0.002	0.946
		LPLPVTIK	440.797	2	0.000	0.999
		LPLPVTIK	440.797	2	0.001	0.983
		LPLPVTIK	440.797	2	0.002	0.880
		LPLPVTIK	440.797	2	0.002	0.874
		LPLPVTIK	440.796	2	0.001	0.997

ID	Indistinguishable (SameSet) Proteins	Peptide Spectrum Matches				
		Peptide	M/z	z	q-val	P
		LPLPVTIK	440.797	2	0.001	0.986
		LPLPVTIK	440.797	2	0.001	0.996
		LPLPVTIK	440.797	2	0.001	0.997
		LPLPVTIK	440.797	2	0.001	0.994
		LPLPVTIK	440.797	2	0.003	0.477
		LPLPVTIK	440.798	2	0.001	0.988
		LPLPVTIK	440.797	2	0.001	0.987
		LPLPVTIK	440.797	2	0.001	0.976
		LPLPVTIK	440.797	2	0.006	0.147
		LPLPVTIK	440.797	2	0.002	0.969
		LPLPVTIK	440.797	2	0.002	0.969
		LPLPVTIK	440.797	2	0.001	0.972
428924	C9JKC7; Q9BWK5; Q9BWK5-2; Q9BWK5-3;	Peptide	M/z	z	q-val	P
		SPEEEEEEDVLK	716.822	2	0.000	1.000
		SPEEEEEEDVLK	716.819	2	0.002	0.232
429138	Q2M2I3;	Peptide	M/z	z	q-val	P
		LAQQLGVNPWNTENVDVRVVRGCSFQSRWRRQVSGTVRE	656.059	7	0.001	1.000
		LAQQLGVNPWNTENVDVRVVRGCSFQSRWRRQVSGTVRE	656.060	7	0.001	1.000
		LAQQLGVNPWNTENVDVRVVRGCSFQSRWRRQVSGTVRE	656.059	7	0.003	0.975
		LAQQLGVNPWNTENVDVRVVRGCSFQSRWRRQVSGTVRE	656.060	7	0.001	0.998
		LAQQLGVNPWNTENVDVRVVRGCSFQSRWRRQVSGTVRE	656.059	7	0.001	1.000
		LAQQLGVNPWNTENVDVRVVRGCSFQSRWRRQVSGTVRE	656.059	7	0.001	1.000
		LAQQLGVNPWNTENVDVRVVRGCSFQSRWRRQVSGTVRE	656.059	7	0.001	1.000
		LAQQLGVNPWNTENVDVRVVRGCSFQSRWRRQVSGTVRE	656.060	7	0.001	1.000

ID	Indistinguishable (Sameset) Proteins	Peptide Spectrum Matches				
		Peptide	M/z	z	q-val	P
429217	A8MVU6; P04003;	VYKLSLE	426.247	2	0.002	0.997
		VYKLSLE	426.247	2	0.001	0.999
		VYKLSLE	426.248	2	0.001	0.999
		VYKLSLE	426.247	2	0.001	0.997
		VYKLSLE	426.247	2	0.002	0.993
		VYKLSLE	426.247	2	0.002	0.995
		VYKLSLE	426.248	2	0.008	0.860
		VYKLSLE	426.248	2	0.001	0.999
		VYKLSLE	426.247	2	0.002	0.996
		VYKLSLE	426.247	2	0.001	0.998
		VYKLSLE	426.247	2	0.001	0.998
		VYKLSLE	426.247	2	0.005	0.962
		VYKLSLE	426.247	2	0.001	0.998
		VYKLSLE	426.247	2	0.001	0.999
		VYKLSLE	426.247	2	0.001	0.999
		VYKLSLE	426.247	2	0.001	0.998
		VYKLSLE	426.247	2	0.001	0.997
		VYKLSLE	426.247	2	0.001	0.999
		VYKLSLE	426.247	2	0.001	0.998
		VYKLSLE	426.247	2	0.001	0.999
		VYKLSLE	426.247	2	0.001	0.999
		VYKLSLE	426.247	2	0.001	0.999
		VYKLSLE	426.247	2	0.002	0.994
		VYKLSLE	426.247	2	0.000	1.000
		VYKLSLE	426.247	2	0.000	1.000
		VYKLSLE	426.247	2	0.001	0.999
		VYKLSLE	426.247	2	0.003	0.990
		VYKLSLE	426.247	2	0.001	0.998
		VYKLSLE	426.247	2	0.001	0.999
		VYKLSLE	426.247	2	0.001	0.998
		VYKLSLE	426.247	2	0.000	1.000
		VYKLSLE	426.247	2	0.001	0.997
		VYKLSLE	426.247	2	0.001	0.999
		VYKLSLE	426.247	2	0.004	0.974
		VYKLSLE	426.247	2	0.005	0.959
		VYKLSLE	426.247	2	0.001	0.999
VYKLSLE	426.247	2	0.007	0.489		
VYKLSLE	426.247	2	0.004	0.947		
VYKLSLE	426.247	2	0.006	0.661		
VYKLSLE	426.247	2	0.005	0.790		

ID	Indistinguishable (SameSet) Proteins	Peptide Spectrum Matches				
		Peptide	M/z	z	q-val	P
		VYKLSLE	426.247	2	0.008	0.372
429325	Q9H579-2;	Peptide	M/z	z	q-val	P
		LTSAGSFVELLR	431.578	3	0.007	0.910
		LTSAGSFVELLR	431.579	3	0.006	0.539
		LTSAGSFVELLR	431.579	3	0.007	0.137
		LTSAGSFVELLR	431.578	3	0.001	0.998
		LTSAGSFVELLR	431.579	3	0.000	1.000
		LTSAGSFVELLR	431.579	3	0.001	0.861
		LTSAGSFVELLR	431.579	3	0.000	1.000
		LTSAGSFVELLR	431.578	3	0.008	0.079
429332	A6NGC4;	Peptide	M/z	z	q-val	P
		DNGPVTSNSSTLSLKD	817.896	2	0.007	0.133
		DNGPVTSNSSTLSLKD	817.896	2	0.001	0.904
		DNGPVTSNSSTLSLKD	817.898	2	0.000	1.000
		DNGPVTSNSSTLSLKD	817.896	2	0.000	1.000
		DNGPVTSNSSTLSLKD	817.897	2	0.000	1.000
429333	F8VVN7; F8VWX5; F8W098; F8W120; H0YIA4; Q9BVX2; Q9BVX2-2;	Peptide	M/z	z	q-val	P
		DDRDGLLAEREQEEAIAQFPYVEFTGR	789.383	4	0.000	1.000
		DDRDGLLAEREQEEAIAQFPYVEFTGR	789.381	4	0.000	1.000
429558	O14944;	Peptide	M/z	z	q-val	P
		YERVTSGDPELPQV	795.395	2	0.004	0.966
		YERVTSGDPELPQV	795.394	2	0.003	0.981
		YERVTSGDPELPQV	795.395	2	0.008	0.879
		YERVTSGDPELPQV	795.394	2	0.008	0.869
		YERVTSGDPELPQV	795.395	2	0.007	0.910
		YERVTSGDPELPQV	795.394	2	0.000	1.000
429646	C9JFW7; E5RFB9; Q2NL68; Q2NL68-2; Q2NL68-3; Q2NL68-4;	Peptide	M/z	z	q-val	P
		SLPVFSIQDSPFGDAPLGR	1002.020	2	0.001	0.674
		SLPVFSIQDSPFGDAPLGR	1002.020	2	0.000	1.000
		SLPVFSIQDSPFGDAPLGR	1002.020	2	0.000	1.000
429662	Q8N414;	Peptide	M/z	z	q-val	P
		ELLGLEDASPTH	641.320	2	0.000	1.000
		ELLGLEDASPTH	641.320	2	0.000	0.998
		ELLGLEDASPTH	641.319	2	0.000	0.998
		ELLGLEDASPTH	641.821	2	0.001	0.887
		ELLGLEDASPTH	641.317	2	0.000	0.996

ID	Indistinguishable (Sameset) Proteins	Peptide Spectrum Matches				
429691	O95848;	Peptide	M/z	z	q-val	P
		VTDAQRSGPGGGLVEE	786.387	2	0.000	1.000
		VTDAQRSGPGGGLVEE	786.386	2	0.006	0.937
		VTDAQRSGPGGGLVEE	786.388	2	0.000	1.000
		VTDAQRSGPGGGLVEE	786.386	2	0.000	1.000
		VTDAQRSGPGGGLVEE	786.388	2	0.000	1.000
		VTDAQRSGPGGGLVEE	786.387	2	0.000	1.000
		VTDAQRSGPGGGLVEE	786.387	2	0.000	1.000
		VTDAQRSGPGGGLVEE	786.387	2	0.000	1.000
		VTDAQRSGPGGGLVEE	786.387	2	0.000	1.000
		VTDAQRSGPGGGLVEE	786.386	2	0.003	0.986
		VTDAQRSGPGGGLVEE	786.384	2	0.005	0.826
		VTDAQRSGPGGGLVEE	786.386	2	0.001	1.000
429808	B7Z5Q9; F8VR46; F8VSF9; F8VVS4; F8VVT5; F8VVX4; F8VXF3; F8VXV6; F8W052; F8W130; F8W1E3; Q12815; Q6PJU7;	Peptide	M/z	z	q-val	P
		DPLLRGVSPTPSK	684.390	2	0.003	0.205
		DPLLRGVSPTPSK	456.262	3	0.000	1.000
		DPLLRGVSPTPSK	683.887	2	0.001	0.625
		DPLLRGVSPTPSK	456.260	3	0.000	0.981
		DPLLRGVSPTPSK	456.261	3	0.000	0.982
429928	A8MYP9; Q96CP7;	Peptide	M/z	z	q-val	P
		LAPQAYLTHFFLR	526.292	3	0.000	1.000
		LAPQAYLTHFFLR	526.293	3	0.000	1.000
430171	F5H3J3; O43529;	Peptide	M/z	z	q-val	P
		GIQFEDFVR	555.784	2	0.000	1.000
		GIQFEDFVR	555.783	2	0.001	0.957
		GIQFEDFVR	555.783	2	0.002	0.435
430174	Q9NQG7; Q9NQG7-3; Q9NQG7-4;	Peptide	M/z	z	q-val	P
		SSGFNPQDGAFSLSGK	848.403	2	0.000	1.000
		SSGFNPQDGAFSLSGK	848.401	2	0.000	0.992
		SSGFNPQDGAFSLSGK	848.400	2	0.000	1.000
430328	A8MPW8; Q96IC2; Q96IC2-2;	Peptide	M/z	z	q-val	P
		DVVGLQTEQRAG	636.831	2	0.000	1.000
		DVVGLQTEQRAG	636.831	2	0.000	1.000
		DVVGLQTEQRAG	636.830	2	0.000	1.000

ID	Indistinguishable (SameSet) Proteins	Peptide Spectrum Matches				
430339	C9J3I4; F5H7U7; O60507;	Peptide	M/z	z	q-val	P
		DMPLIFIGGVPR	657.867	2	0.000	1.000
		DMPLIFIGGVPR	657.866	2	0.000	1.000
		DMPLIFIGGVPR	657.865	2	0.000	1.000
		DMPLIFIGGVPR	657.862	2	0.000	1.000
		DMPLIFIGGVPR	657.866	2	0.000	0.998
		DMPLIFIGGVPR	657.866	2	0.000	0.999
		DMPLIFIGGVPR	657.863	2	0.004	0.936
		DMPLIFIGGVPR	657.866	2	0.000	1.000
		DMPLIFIGGVPR	657.862	2	0.000	0.999
		DMPLIFIGGVPR	665.863	2	0.001	0.991
		DMPLIFIGGVPR	666.865	2	0.001	0.859
		DMPLIFIGGVPR	665.863	2	0.000	1.000
		DMPLIFIGGVPR	665.839	2	0.002	0.546
		DMPLIFIGGVPR	665.841	2	0.002	0.619
430395	Q92982;	Peptide	M/z	z	q-val	P
		SAAESMLDIALLMANASQLK	693.362	3	0.000	1.000
430404	E9PHK0; P05452;	Peptide	M/z	z	q-val	P
		GGTLGTPQTGSENDALYEYLR	1121.530	2	0.000	1.000
430420	B4DGR4; B7ZLJ1; C9IZX4; C9JN62; Q5T4Y7; Q6P9H4; Q8WXI2; Q8WXI2-2;	Peptide	M/z	z	q-val	P
		STYDGLHVITGTTENSPADR	712.006	3	0.000	1.000
		STYDGLHVITGTTENSPADR	712.008	3	0.000	1.000
		STYDGLHVITGTTENSPADR	712.006	3	0.000	1.000
430664	Q86VE0;	Peptide	M/z	z	q-val	P
		VEITPEPVSVAADVVDGAVVAAR	750.092	3	0.002	0.672
		VEITPEPVSVAADVVDGAVVAAR	750.424	3	0.001	0.999
		VEITPEPVSVAADVVDGAVVAAR	750.425	3	0.000	1.000
		VEITPEPVSVAADVVDGAVVAAR	750.090	3	0.000	1.000
		VEITPEPVSVAADVVDGAVVAAR	750.090	3	0.001	0.999
		VEITPEPVSVAADVVDGAVVAAR	750.090	3	0.000	1.000
		VEITPEPVSVAADVVDGAVVAAR	750.090	3	0.000	1.000
430792	F8WCX1;	Peptide	M/z	z	q-val	P
		YAAALEEVADGAR	668.332	2	0.000	1.000
		YAAALEEVADGAR	668.331	2	0.000	1.000
		YAAALEEVADGAR	668.330	2	0.000	0.996
431112	Q9C0D4;	Peptide	M/z	z	q-val	P
		LVGIDSFQPSVQK	709.889	2	0.000	1.000
431154	Q9H3S5;	Peptide	M/z	z	q-val	P
		YTDIDYQVFTDAAR	839.392	2	0.000	1.000

ID	Indistinguishable (Sameset) Proteins	Peptide Spectrum Matches				
		Peptide	M/z	z	q-val	P
431205	Q15848;	DSTFTGFLLYH	650.814	2	0.000	0.996
		DSTFTGFLLYH	650.814	2	0.002	0.449
		DSTFTGFLLYH	650.815	2	0.000	1.000
		DSTFTGFLLYH	650.815	2	0.000	1.000
431254	Q6N018; Q9P2G9;	LLSSSDLNIENEK	487.916	3	0.007	0.136
		LLSSSDLNIENEK	731.878	2	0.000	1.000
		LLSSSDLNIENEK	731.376	2	0.000	1.000
		LLSSSDLNIENEK	731.375	2	0.000	1.000
		LLSSSDLNIENEK	731.375	2	0.000	1.000
		LLSSSDLNIENEK	731.375	2	0.000	1.000
431282	Q9P2F8;	DLNSKENLDADEGDGKSN	640.952	3	0.000	1.000
		DLNSKENLDADEGDGKSN	640.952	3	0.000	1.000
431479	Q9NQZ7;	FDHEESDAEATQELAAGR	697.635	3	0.000	1.000
		FDHEESDAEATQELAAGR	697.637	3	0.000	1.000
		FDHEESDAEATQELAAGR	697.300	3	0.000	1.000
		FDHEESDAEATQELAAGR	697.300	3	0.000	1.000
431583	A8MX15; B8ZZ95; Q96G27;	DSGIELCPCPASGEGEPVKEVRVSATLP	739.361	4	0.003	0.397
		DSGIELCPCPASGEGEPVKEVRVSATLP	739.362	4	0.000	1.000
		DSGIELCPCPASGEGEPVKEVRVSATLP	739.362	4	0.004	0.276
		DSGIELCPCPASGEGEPVKEVRVSATLP	591.691	5	0.004	0.259
		DSGIELCPCPASGEGEPVKEVRVSATLP	739.363	4	0.005	0.206
		DSGIELCPCPASGEGEPVKEVRVSATLP	739.363	4	0.004	0.267
		DSGIELCPCPASGEGEPVKEVRVSATLP	739.363	4	0.009	0.100
		DSGIELCPCPASGEGEPVKEVRVSATLP	739.363	4	0.009	0.100
431606	Q99675;	VGLSESEVEPSEENSK	860.401	2	0.000	1.000
		VGLSESEVEPSEENSK	860.401	2	0.000	1.000
431617	P0DI83;	AEGSRPGGAAPVPEEGGR	565.278	3	0.000	1.000
		AEGSRPGGAAPVPEEGGR	565.278	3	0.000	1.000
431623	O43653;	AVGLLTVISK	500.824	2	0.000	1.000
		AVGLLTVISK	500.824	2	0.000	1.000
		AVGLLTVISK	500.824	2	0.000	1.000
		AVGLLTVISK	500.824	2	0.000	1.000
431631	Q9UPG8;	YQLGSTSYLPDK	686.345	2	0.000	1.000
		YQLGSTSYLPDK	686.342	2	0.000	0.996
		YQLGSTSYLPDK	686.342	2	0.000	0.996

ID	Indistinguishable (SameSet) Proteins	Peptide Spectrum Matches				
431788	B4DVF5; B4E023; Q96KP6;	Peptide	M/z	z	q-val	P
		REEKEKER	552.294	2	0.010	0.561
		REEKEKER	552.294	2	0.006	0.882
		REEKEKER	368.532	3	0.005	0.825
		REEKEKER	552.294	2	0.000	1.000
		REEKEKER	368.532	3	0.002	0.975
		REEKEKER	552.294	2	0.000	1.000
		REEKEKER	368.532	3	0.003	0.950
		REEKEKER	552.294	2	0.000	1.000
		REEKEKER	552.294	2	0.000	1.000
		REEKEKER	368.532	3	0.004	0.870
		REEKEKER	552.294	2	0.005	0.833
		REEKEKER	552.294	2	0.003	0.941
		REEKEKER	368.531	3	0.008	0.695
		REEKEKER	368.532	3	0.002	0.970
		REEKEKER	552.294	2	0.000	1.000
		REEKEKER	552.294	2	0.005	0.753
		REEKEKER	552.294	2	0.004	0.812
		431888	Q06520;	Peptide	M/z	z
NHFTVAQAEDFDK	507.904			3	0.000	1.000
432036	F5H4T9; F8W7K0; Q5JW02; Q9NQQ7; Q9NQQ7-2;	Peptide	M/z	z	q-val	P
		SSQREEGDNEEEYFVAQGQQ	820.347	3	0.000	1.000
		SSQREEGDNEEEYFVAQGQQ	820.347	3	0.000	1.000
		SSQREEGDNEEEYFVAQGQQ	820.347	3	0.000	1.000
		SSQREEGDNEEEYFVAQGQQ	820.348	3	0.002	0.225
		SSQREEGDNEEEYFVAQGQQ	1230.010	2	0.002	0.231
		SSQREEGDNEEEYFVAQGQQ	820.344	3	0.004	0.187
432130	E5RG64; E5RHG5; E5RI40;	Peptide	M/z	z	q-val	P
		LRNEDYHDYSSTDVSPPEESPSEGLNNLSSPGSYQR	983.190	4	0.000	1.000
		LRNEDYHDYSSTDVSPPEESPSEGLNNLSSPGSYQR	983.438	4	0.000	1.000

ID	Indistinguishable (SameSet) Proteins	Peptide Spectrum Matches				
		Peptide	M/z	z	q-val	P
432391	E9PC53; Q8TBK2; Q8TBK2-2;	Peptide	M/z	z	q-val	P
		ESVQAGELLFVVPR	772.930	2	0.001	0.897
		ESVQAGELLFVVPR	772.429	2	0.000	1.000
		ESVQAGELLFVVPR	772.429	2	0.000	1.000
		ESVQAGELLFVVPR	772.930	2	0.001	0.810
		ESVQAGELLFVVPR	515.287	3	0.003	0.214
		ESVQAGELLFVVPR	772.930	2	0.001	0.906
		ESVQAGELLFVVPR	515.286	3	0.002	0.543
		ESVQAGELLFVVPR	772.429	2	0.000	1.000
		ESVQAGELLFVVPR	772.428	2	0.000	1.000
		ESVQAGELLFVVPR	772.429	2	0.001	0.958
		ESVQAGELLFVVPR	772.928	2	0.001	0.935
		ESVQAGELLFVVPR	772.427	2	0.002	0.619
		ESVQAGELLFVVPR	772.427	2	0.000	0.992
		ESVQAGELLFVVPR	772.427	2	0.009	0.021
		ESVQAGELLFVVPR	772.429	2	0.003	0.215
		ESVQAGELLFVVPR	772.430	2	0.002	0.426
		432408	C9JL32; C9JMF3; E1P5H9; Q96BD0; Q96BD0-2; Q96BD0-3; Q96BD0-4;	Peptide	M/z	z
DKPLTFPSPNSAMENGL	917.440			2	0.010	0.107
DKPLTFPSPNSAMENGL	917.440			2	0.000	1.000
DKPLTFPSPNSAMENGL	917.440			2	0.000	1.000
DKPLTFPSPNSAMENGL	917.440			2	0.000	1.000
432420	Q7Z4H4;	Peptide	M/z	z	q-val	P
		MARIPTAALGCISLLCLQLPGSLSRSLGG	1010.880	3	0.001	0.790
		MARIPTAALGCISLLCLQLPGSLSRSLGG	1010.880	3	0.001	0.972
		MARIPTAALGCISLLCLQLPGSLSRSLGG	1010.880	3	0.001	0.938
		MARIPTAALGCISLLCLQLPGSLSRSLGG	1010.880	3	0.000	1.000

ID	Indistinguishable (SameSet) Proteins	Peptide Spectrum Matches				
432427	B0YJ81;	Peptide	M/z	z	q-val	P
		HGEVIVEKDD	570.778	2	0.002	0.994
		HGEVIVEKDD	570.779	2	0.000	1.000
		HGEVIVEKDD	570.780	2	0.000	0.999
		HGEVIVEKDD	570.779	2	0.003	0.987
		HGEVIVEKDD	570.781	2	0.003	0.977
		HGEVIVEKDD	570.780	2	0.000	0.996
		HGEVIVEKDD	570.781	2	0.000	1.000
		HGEVIVEKDD	570.781	2	0.000	0.999
		HGEVIVEKDD	570.781	2	0.000	1.000
		HGEVIVEKDD	570.780	2	0.002	0.561
		HGEVIVEKDD	570.781	2	0.000	1.000
		HGEVIVEKDD	570.781	2	0.000	1.000
		HGEVIVEKDD	570.781	2	0.001	0.958
432435	Q9UEE5;	Peptide	M/z	z	q-val	P
		DLKPQNILLTSESPLG	862.974	2	0.004	0.289
		DLKPQNILLTSESPLG	862.975	2	0.002	0.565
		DLKPQNILLTSESPLG	862.975	2	0.004	0.258
		DLKPQNILLTSESPLG	862.977	2	0.000	0.989
		DLKPQNILLTSESPLG	862.976	2	0.000	0.991
		DLKPQNILLTSESPLG	862.975	2	0.001	0.929
		DLKPQNILLTSESPLG	862.974	2	0.001	0.842
		DLKPQNILLTSESPLG	862.975	2	0.000	0.984
		DLKPQNILLTSESPLG	862.976	2	0.000	1.000
		DLKPQNILLTSESPLG	863.478	2	0.000	0.998
		DLKPQNILLTSESPLG	862.977	2	0.000	1.000
		DLKPQNILLTSESPLG	862.976	2	0.000	1.000
		DLKPQNILLTSESPLG	862.976	2	0.000	0.999
		DLKPQNILLTSESPLG	862.975	2	0.000	1.000
		DLKPQNILLTSESPLG	862.975	2	0.000	1.000
		DLKPQNILLTSESPLG	862.976	2	0.000	1.000
		DLKPQNILLTSESPLG	862.975	2	0.001	0.913
		DLKPQNILLTSESPLG	862.477	2	0.001	0.958
		DLKPQNILLTSESPLG	862.478	2	0.004	0.324
		DLKPQNILLTSESPLG	862.479	2	0.002	0.709
		DLKPQNILLTSESPLG	862.479	2	0.001	0.933
		DLKPQNILLTSESPLG	862.479	2	0.003	0.486
432527	O95150; O95150-2; O95150-3;	Peptide	M/z	z	q-val	P
		DKTFFGAFLL	580.314	2	0.000	1.000

ID	Indistinguishable (Sameset) Proteins	Peptide Spectrum Matches				
		Peptide	M/z	z	q-val	P
432583	Q92535;	Peptide	M/z	z	q-val	P
		DEAEIKEDLSRFLS	551.278	3	0.000	0.986
		DEAEIKEDLSRFLS	551.278	3	0.000	1.000
432634	B4DJI0; Q96SQ9; Q96SQ9-2;	Peptide	M/z	z	q-val	P
		LLALVPMGIPR	598.366	2	0.000	1.000
432730	C9JG30; P11926;	Peptide	M/z	z	q-val	P
		DAFYVADLGDILKK	784.426	2	0.000	1.000
		DAFYVADLGDILKK	523.284	3	0.001	0.857
432788	B1AKT1; Q9H040;	Peptide	M/z	z	q-val	P
		GYVLGETSNLPSGK	759.893	2	0.001	0.881
		GYVLGETSNLPSGK	759.893	2	0.000	0.999
		GYVLGETSNLPSGK	759.895	2	0.000	1.000
		GYVLGETSNLPSGK	759.893	2	0.000	1.000
		GYVLGETSNLPSGK	759.893	2	0.002	0.450
		GYVLGETSNLPSGK	759.893	2	0.000	1.000
432965	C9J8H5; Q9HA38; Q9HA38-2;	Peptide	M/z	z	q-val	P
		LCNVTLNSAQQQAQAHYQGK	711.016	3	0.000	1.000
		LCNVTLNSAQQQAQAHYQGK	711.347	3	0.005	0.114

ID	Indistinguishable (Sameset) Proteins	Peptide Spectrum Matches				
432972	A8MXQ0; O95399; O95399-2; Q5H8X8;	Peptide	M/z	z	q-val	P
		LTPEELER	493.758	2	0.000	1.000
		LTPEELER	493.759	2	0.000	1.000
		LTPEELER	493.759	2	0.000	1.000
		LTPEELER	493.760	2	0.000	0.999
		LTPEELER	493.762	2	0.000	1.000
		LTPEELER	493.762	2	0.002	0.589
		LTPEELER	493.762	2	0.000	1.000
		LTPEELER	493.763	2	0.000	1.000
		LTPEELER	493.763	2	0.000	1.000
		LTPEELER	493.761	2	0.000	1.000
		LTPEELER	493.760	2	0.001	0.999
		LTPEELER	493.761	2	0.001	0.998
		LTPEELER	493.762	2	0.000	0.999
		LTPEELER	493.760	2	0.001	0.997
		LTPEELER	493.761	2	0.000	0.999
		LTPEELER	493.761	2	0.001	0.996
		LTPEELER	493.762	2	0.001	0.995
		LTPEELER	493.760	2	0.001	0.988
		LTPEELER	493.762	2	0.002	0.954
		LTPEELER	493.762	2	0.001	0.991
		LTPEELER	493.760	2	0.003	0.916
		LTPEELER	493.761	2	0.003	0.890
		LTPEELER	493.760	2	0.003	0.918
		LTPEELER	493.762	2	0.001	0.983
		LTPEELER	493.760	2	0.002	0.955
		LTPEELER	493.760	2	0.001	0.984
		LTPEELER	493.760	2	0.002	0.954
		LTPEELER	493.761	2	0.001	0.963
		LTPEELER	493.761	2	0.001	0.998
		LTPEELER	493.762	2	0.003	0.952
		LTPEELER	493.762	2	0.003	0.870
		LTPEELER	493.762	2	0.003	0.914
		LTPEELER	493.761	2	0.007	0.708
		LTPEELER	493.762	2	0.000	0.996
		LTPEELER	493.763	2	0.008	0.121
		LTPEELER	493.762	2	0.003	0.543
		LTPEELER	493.762	2	0.003	0.436
		LTPEELER	493.762	2	0.005	0.253
		LTPEELER	493.761	2	0.002	0.991
		LTPEELER	493.761	2	0.002	0.984

ID	Indistinguishable (Sameset) Proteins	Peptide Spectrum Matches				
		Peptide	Score	Count	Probability	
		LTPEELER	493.761	2	0.005	0.905
		LTPEELER	493.761	2	0.002	0.981
		LTPEELER	493.761	2	0.001	0.988
		LTPEELER	493.762	2	0.001	0.995
		LTPEELER	493.762	2	0.002	0.986
		LTPEELER	493.761	2	0.001	0.995
		LTPEELER	493.761	2	0.000	0.999
		LTPEELER	493.761	2	0.000	1.000
		LTPEELER	493.761	2	0.001	0.998
		LTPEELER	493.761	2	0.000	0.999
		LTPEELER	493.762	2	0.001	0.985
		LTPEELER	493.761	2	0.001	0.996
		LTPEELER	493.762	2	0.001	0.989
		LTPEELER	493.762	2	0.004	0.859
		LTPEELER	493.762	2	0.008	0.124
		LTPEELER	493.762	2	0.005	0.256
		LTPEELER	493.761	2	0.001	0.997
		LTPEELER	493.761	2	0.001	0.999
		LTPEELER	493.761	2	0.001	0.998
		LTPEELER	493.762	2	0.000	0.999
		LTPEELER	493.761	2	0.000	1.000
		LTPEELER	493.762	2	0.002	0.965
		LTPEELER	493.761	2	0.001	0.994
		LTPEELER	493.761	2	0.001	0.993
		LTPEELER	493.761	2	0.002	0.979
		LTPEELER	493.762	2	0.002	0.981
		LTPEELER	493.761	2	0.001	0.970
		LTPEELER	493.760	2	0.009	0.469
		LTPEELER	493.762	2	0.002	0.950
		LTPEELER	493.761	2	0.002	0.969
		LTPEELER	493.761	2	0.001	0.982
		LTPEELER	493.762	2	0.003	0.945
		LTPEELER	493.762	2	0.002	0.974
		LTPEELER	493.762	2	0.001	0.994
		LTPEELER	493.762	2	0.002	0.985
		LTPEELER	493.762	2	0.009	0.023
		LTPEELER	493.761	2	0.003	0.148
		LTPEELER	493.761	2	0.001	0.903
		LTPEELER	493.761	2	0.010	0.020
		LTPEELER	493.760	2	0.001	0.809
		LTPEELER	493.761	2	0.003	0.188

ID	Indistinguishable (Sameset) Proteins	Peptide Spectrum Matches				
		Peptide	Score	Count	Probability	
		LTPEELER	493.761	2	0.003	0.197
		LTPEELER	493.761	2	0.003	0.253
		LTPEELER	493.761	2	0.001	0.938
		LTPEELER	493.762	2	0.001	0.935
		LTPEELER	493.761	2	0.001	0.957
		LTPEELER	493.762	2	0.001	0.931
		LTPEELER	493.762	2	0.001	0.975
		LTPEELER	493.761	2	0.000	1.000
		LTPEELER	493.761	2	0.000	1.000
		LTPEELER	493.761	2	0.000	0.998
		LTPEELER	493.761	2	0.000	1.000
		LTPEELER	493.762	2	0.000	1.000
		LTPEELER	493.762	2	0.000	1.000
		LTPEELER	493.763	2	0.000	0.998
		LTPEELER	493.761	2	0.000	1.000
		LTPEELER	493.761	2	0.000	1.000
		LTPEELER	493.761	2	0.000	0.999
		LTPEELER	493.761	2	0.000	1.000
		LTPEELER	493.761	2	0.000	1.000
		LTPEELER	493.761	2	0.000	0.999
		LTPEELER	493.761	2	0.000	1.000
		LTPEELER	493.761	2	0.000	1.000
		LTPEELER	493.761	2	0.000	1.000
		LTPEELER	493.761	2	0.000	1.000
		LTPEELER	493.761	2	0.000	1.000
		LTPEELER	493.761	2	0.000	1.000
		LTPEELER	493.761	2	0.000	1.000
		LTPEELER	493.762	2	0.000	1.000
		LTPEELER	493.762	2	0.000	1.000
		LTPEELER	493.762	2	0.000	1.000
		LTPEELER	493.761	2	0.000	1.000
		LTPEELER	493.762	2	0.000	1.000
		LTPEELER	493.761	2	0.000	1.000
		LTPEELER	493.761	2	0.000	1.000
		LTPEELER	493.762	2	0.000	1.000
		LTPEELER	493.761	2	0.000	1.000
		LTPEELER	493.761	2	0.000	1.000
		LTPEELER	493.762	2	0.000	1.000
		LTPEELER	493.761	2	0.000	1.000
		LTPEELER	493.761	2	0.000	1.000
		LTPEELER	494.265	2	0.002	0.936
		LTPEELER	493.761	2	0.000	1.000
		LTPEELER	493.761	2	0.000	1.000
		LTPEELER	493.761	2	0.000	1.000
		LTPEELER	493.761	2	0.000	1.000
		LTPEELER	493.762	2	0.000	1.000
		LTPEELER	493.761	2	0.000	1.000
		LTPEELER	494.268	2	0.002	0.972
		LTPEELER	493.761	2	0.000	1.000
		LTPEELER	493.761	2	0.000	1.000
		LTPEELER	493.761	2	0.000	1.000

ID	Indistinguishable (Sameset) Proteins	Peptide Spectrum Matches				
		Peptide	M/z	z	q-val	P
		LTPEELER	493.762	2	0.002	0.532
		LTPEELER	493.761	2	0.006	0.134
		LTPEELER	493.762	2	0.002	0.579
		LTPEELER	493.762	2	0.002	0.436
432975	F5GXX6; F5H271; Q9NQ89;	Peptide	M/z	z	q-val	P
		SLTDQDVNSLAAQHFESQQDLENK	906.426	3	0.000	1.000
433049	C9IYC4; C9JNP0; Q9UK00;	Peptide	M/z	z	q-val	P
		DELEQELLEHGR	489.908	3	0.000	0.998
		DELEQELLEHGR	489.909	3	0.000	1.000
433093	A8MQ03;	Peptide	M/z	z	q-val	P
		MDPQEMVVKNPYAHISIPR	767.044	3	0.000	1.000
433166	Q9BSG0;	Peptide	M/z	z	q-val	P
		TADIPALFLLGR	643.877	2	0.000	1.000
		TADIPALFLLGR	643.877	2	0.000	1.000
		TADIPALFLLGR	643.877	2	0.007	0.038
		TADIPALFLLGR	643.878	2	0.000	0.998
		TADIPALFLLGR	643.877	2	0.001	0.876
		TADIPALFLLGR	643.876	2	0.001	0.870
		TADIPALFLLGR	643.879	2	0.002	0.371
		TADIPALFLLGR	643.877	2	0.001	0.835
		TADIPALFLLGR	643.878	2	0.000	0.998
		TADIPALFLLGR	643.876	2	0.002	0.427
433261	Q6NVU6;	Peptide	M/z	z	q-val	P
		LYSHFAGGGPVMVGGDADAR	683.987	3	0.000	1.000
		LYSHFAGGGPVMVGGDADAR	683.987	3	0.000	0.983
433303	Q8IX33; Q8WUU4;	Peptide	M/z	z	q-val	P
		HFTNSSNLTVHR	471.572	3	0.000	1.000
		HFTNSSNLTVHR	471.572	3	0.000	1.000
433492	E9PIB2; E9PNZ0; E9PQ48; E9PQR9; G3V1A6; P57764;	Peptide	M/z	z	q-val	P
		DILEPDAAEPDVQRGRSFHFY	616.299	4	0.000	1.000
		DILEPDAAEPDVQRGRSFHFY	616.300	4	0.000	1.000
		DILEPDAAEPDVQRGRSFHFY	821.395	3	0.003	0.357
433661	Q9H6R6; Q9H6R6-2;	Peptide	M/z	z	q-val	P
		ILDDSFIEGVSR	675.845	2	0.001	0.994
		ILDDSFIEGVSR	675.851	2	0.000	1.000
		ILDDSFIEGVSR	675.849	2	0.000	1.000
433669	A6NK88; P49918; P49918-2;	Peptide	M/z	z	q-val	P
		SLFGPVDHEELSR	495.917	3	0.006	0.574
		SLFGPVDHEELSR	495.916	3	0.000	1.000

ID	Indistinguishable (SameSet) Proteins	Peptide Spectrum Matches				
433674	Q86XE5;	Peptide	M/z	z	q-val	P
		DLSPIPVVLYSVPANTGL	928.017	2	0.000	0.998
		DLSPIPVVLYSVPANTGL	928.016	2	0.000	1.000
		DLSPIPVVLYSVPANTGL	928.016	2	0.003	0.466
433794	E9PAY8; O43688; O43688-2;	Peptide	M/z	z	q-val	P
		DHNHYGYPHSSS	467.526	3	0.001	1.000
		DHNHYGYPHSSS	467.525	3	0.001	1.000
		DHNHYGYPHSSS	467.525	3	0.000	0.989
		DHNHYGYPHSSS	467.526	3	0.000	1.000
		DHNHYGYPHSSS	467.526	3	0.000	1.000
		DHNHYGYPHSSS	700.784	2	0.000	0.981
		DHNHYGYPHSSS	467.526	3	0.000	1.000
		DHNHYGYPHSSS	700.784	2	0.000	1.000
		DHNHYGYPHSSS	467.525	3	0.000	1.000
		DHNHYGYPHSSS	700.782	2	0.000	0.991
		DHNHYGYPHSSS	467.526	3	0.000	1.000
		DHNHYGYPHSSS	700.785	2	0.002	0.621
		DHNHYGYPHSSS	467.525	3	0.000	1.000
		DHNHYGYPHSSS	700.784	2	0.000	0.991
		DHNHYGYPHSSS	467.525	3	0.006	0.198
		DHNHYGYPHSSS	700.785	2	0.000	0.981
		DHNHYGYPHSSS	467.525	3	0.000	0.990
		DHNHYGYPHSSS	700.784	2	0.000	1.000
		DHNHYGYPHSSS	700.783	2	0.005	0.268
		DHNHYGYPHSSS	700.785	2	0.000	1.000
		DHNHYGYPHSSS	467.525	3	0.000	1.000
DHNHYGYPHSSS	700.785	2	0.000	1.000		
433828	P08913;	Peptide	M/z	z	q-val	P
		GPGATGIGTPAAGPGEER	797.895	2	0.000	1.000
433829	Q8IVE3; Q8IVE3-3;	Peptide	M/z	z	q-val	P
		IPNVFSISVALAKR	505.641	3	0.005	0.858
		IPNVFSISVALAKR	505.641	3	0.000	1.000
		IPNVFSISVALAKR	505.641	3	0.001	0.992
		IPNVFSISVALAKR	505.640	3	0.000	1.000
433886	Q9BU64;	Peptide	M/z	z	q-val	P
		MEQANPLRPDGESK	815.381	2	0.000	1.000

ID	Indistinguishable (SameSet) Proteins	Peptide Spectrum Matches				
		Peptide	M/z	z	q-val	P
433976	Q86VI4; Q86VI4-2; Q86VI4-3;	Peptide	M/z	z	q-val	P
		DDATVNGAAKEPPPPYVSA	949.961	2	0.001	1.000
		DDATVNGAAKEPPPPYVSA	949.960	2	0.001	1.000
		DDATVNGAAKEPPPPYVSA	949.961	2	0.000	1.000
		DDATVNGAAKEPPPPYVSA	949.963	2	0.006	0.896
		DDATVNGAAKEPPPPYVSA	949.959	2	0.000	0.986
		DDATVNGAAKEPPPPYVSA	949.959	2	0.000	0.992
		DDATVNGAAKEPPPPYVSA	949.958	2	0.000	0.990
		DDATVNGAAKEPPPPYVSA	949.962	2	0.001	0.895
		DDATVNGAAKEPPPPYVSA	949.959	2	0.000	1.000
		DDATVNGAAKEPPPPYVSA	949.959	2	0.000	0.999
		DDATVNGAAKEPPPPYVSA	949.961	2	0.001	0.927
		DDATVNGAAKEPPPPYVSA	949.961	2	0.000	1.000
		434150	Q9UGQ3; Q9UGQ3-2;	Peptide	M/z	z
SLEQIESFFR	628.319			2	0.001	0.997
SLEQIESFFR	628.318			2	0.000	1.000
SLEQIESFFR	628.321			2	0.003	0.496
434156	HOYFM8; Q86SQ4; Q86SQ4-2; Q86SQ4-3; Q86SQ4-4;	Peptide	M/z	z	q-val	P
		DLLESSEALKTI	703.375	2	0.002	0.569
		DLLESSEALKTI	703.375	2	0.000	1.000
434352	Q8N0Y2; Q8N0Y2-2;	Peptide	M/z	z	q-val	P
		KQEPSSPPLAPGLPAFL	874.984	2	0.000	1.000
		KQEPSSPPLAPGLPAFL	874.985	2	0.000	1.000
		KQEPSSPPLAPGLPAFL	874.986	2	0.002	0.439
		KQEPSSPPLAPGLPAFL	875.485	2	0.004	0.209
		KQEPSSPPLAPGLPAFL	874.982	2	0.001	0.906

ID	Indistinguishable (Sameset) Proteins	Peptide Spectrum Matches				
		Peptide	M/z	z	q-val	P
434384	Q2M385;	Peptide	M/z	z	q-val	P
		LSGGAAAGVTVGVTTILAVITLA	539.575	4	0.001	0.995
		LSGGAAAGVTVGVTTILAVITLA	431.862	5	0.000	0.997
		LSGGAAAGVTVGVTTILAVITLA	539.576	4	0.003	0.962
		LSGGAAAGVTVGVTTILAVITLA	719.098	3	0.002	0.987
		LSGGAAAGVTVGVTTILAVITLA	539.576	4	0.001	0.996
		LSGGAAAGVTVGVTTILAVITLA	431.862	5	0.003	0.976
		LSGGAAAGVTVGVTTILAVITLA	539.575	4	0.002	0.988
		LSGGAAAGVTVGVTTILAVITLA	539.575	4	0.000	0.997
		LSGGAAAGVTVGVTTILAVITLA	431.862	5	0.000	1.000
		LSGGAAAGVTVGVTTILAVITLA	719.097	3	0.002	0.973
		LSGGAAAGVTVGVTTILAVITLA	539.576	4	0.003	0.934
		LSGGAAAGVTVGVTTILAVITLA	431.862	5	0.002	0.978
		LSGGAAAGVTVGVTTILAVITLA	539.576	4	0.001	0.994
		LSGGAAAGVTVGVTTILAVITLA	719.098	3	0.004	0.903
		LSGGAAAGVTVGVTTILAVITLA	431.862	5	0.000	1.000
		LSGGAAAGVTVGVTTILAVITLA	539.576	4	0.001	0.981
		LSGGAAAGVTVGVTTILAVITLA	539.575	4	0.001	0.988
		LSGGAAAGVTVGVTTILAVITLA	539.576	4	0.002	0.962
		LSGGAAAGVTVGVTTILAVITLA	539.577	4	0.004	0.916
434450	O76095; O76095-2;	Peptide	M/z	z	q-val	P
		TTPECGPTGYVEK	719.830	2	0.001	0.892
		TTPECGPTGYVEK	719.829	2	0.000	0.999
		TTPECGPTGYVEK	719.830	2	0.000	0.997
		TTPECGPTGYVEK	719.829	2	0.000	0.999
		TTPECGPTGYVEK	719.830	2	0.000	1.000
		TTPECGPTGYVEK	719.813	2	0.009	0.043
		TTPECGPTGYVEK	719.812	2	0.009	0.041
		TTPECGPTGYVEK	719.812	2	0.008	0.044
		TTPECGPTGYVEK	719.812	2	0.008	0.049
434456	Q96EF9; Q96K31;	Peptide	M/z	z	q-val	P
		ALQEYSSISEK	627.814	2	0.001	0.983
		ALQEYSSISEK	627.817	2	0.000	1.000
		ALQEYSSISEK	628.314	2	0.000	1.000
		ALQEYSSISEK	627.815	2	0.000	0.994
		ALQEYSSISEK	627.815	2	0.001	0.673
		ALQEYSSISEK	627.814	2	0.008	0.027
		ALQEYSSISEK	627.814	2	0.001	0.887
ALQEYSSISEK	627.814	2	0.000	0.990		

ID	Indistinguishable (Sameset) Proteins	Peptide Spectrum Matches				
		Peptide	M/z	z	q-val	P
434537	Q5T2W9; Q96HA4; Q96HA4-4; Q96HA4-5;	Peptide	M/z	z	q-val	P
		DRATDPAAFPGEARISNV	629.651	3	0.000	1.000
		DRATDPAAFPGEARISNV	629.651	3	0.000	1.000
		DRATDPAAFPGEARISNV	629.650	3	0.000	1.000
		DRATDPAAFPGEARISNV	629.651	3	0.000	1.000
434590	A8K327; B4E0V4; Q9UQ49;	Peptide	M/z	z	q-val	P
		AEALSTDHGEQFQR	506.571	3	0.000	1.000
434912	E9PJ29; Q86UD1;	Peptide	M/z	z	q-val	P
		SYSFDFYVPQR	704.831	2	0.000	1.000
		SYSFDFYVPQR	704.830	2	0.000	1.000
434930	Q08629;	Peptide	M/z	z	q-val	P
		SLLGAFIPR	487.295	2	0.003	0.562
		SLLGAFIPR	487.295	2	0.000	1.000
		SLLGAFIPR	487.294	2	0.002	0.955
		SLLGAFIPR	487.296	2	0.005	0.245
434937	C9JI05; Q9BRQ8; Q9BRQ8-2;	Peptide	M/z	z	q-val	P
		LAGLHANIAPANIVNSVKQRPL	575.339	4	0.010	0.742
		LAGLHANIAPANIVNSVKQRPL	575.591	4	0.006	0.926
		LAGLHANIAPANIVNSVKQRPL	575.341	4	0.000	1.000
435090	Q9UBY8;	Peptide	M/z	z	q-val	P
		TQQLLNPVDWNFAQPEAK	1050.530	2	0.002	0.403
		TQQLLNPVDWNFAQPEAK	1050.030	2	0.001	0.715
		TQQLLNPVDWNFAQPEAK	1050.030	2	0.000	1.000
		TQQLLNPVDWNFAQPEAK	700.357	3	0.001	0.868
435161	B3KR14; P51178;	Peptide	M/z	z	q-val	P
		VTVEIHGVSER	548.809	2	0.003	0.146
		VTVEIHGVSER	366.209	3	0.001	0.690
		VTVEIHGVSER	366.209	3	0.000	1.000
		VTVEIHGVSER	366.208	3	0.002	0.842
		VTVEIHGVSER	548.808	2	0.004	0.402

ID	Indistinguishable (Sameset) Proteins	Peptide Spectrum Matches				
435606	B4DEM1; P78382; Q5W1L8;	Peptide	M/z	z	q-val	P
		DTTSIQQGETASKERVIGV	673.682	3	0.004	0.265
		DTTSIQQGETASKERVIGV	673.683	3	0.001	0.655
		DTTSIQQGETASKERVIGV	673.684	3	0.000	1.000
		DTTSIQQGETASKERVIGV	673.683	3	0.000	1.000
		DTTSIQQGETASKERVIGV	673.683	3	0.000	1.000
		DTTSIQQGETASKERVIGV	673.683	3	0.000	1.000
		DTTSIQQGETASKERVIGV	673.683	3	0.000	1.000
		DTTSIQQGETASKERVIGV	673.684	3	0.000	0.996
		DTTSIQQGETASKERVIGV	673.684	3	0.000	0.992
		DTTSIQQGETASKERVIGV	673.683	3	0.000	1.000
		DTTSIQQGETASKERVIGV	673.684	3	0.002	0.725
		DTTSIQQGETASKERVIGV	673.684	3	0.001	0.854
		DTTSIQQGETASKERVIGV	1009.520	2	0.001	0.916
		DTTSIQQGETASKERVIGV	1010.020	2	0.000	1.000
		DTTSIQQGETASKERVIGV	674.019	3	0.001	0.943
435695	F8VRX7; F8VUX5; F8VX10; F8VXI8; G3V1X4; H0YID1; H0YIQ8; Q9H9L4; Q9H9L4-4;	Peptide	M/z	z	q-val	P
		NALALHAQMK	556.798	2	0.001	0.982
		NALALHAQMK	556.798	2	0.001	0.934
		NALALHAQMK	556.798	2	0.000	1.000
		NALALHAQMK	556.799	2	0.007	0.035
435737	Q9H9D4;	Peptide	M/z	z	q-val	P
		SYSSEESFK	532.233	2	0.010	0.027
		SYSSEESFK	532.233	2	0.001	0.962
		SYSSEESFK	532.232	2	0.001	0.929
		SYSSEESFK	532.232	2	0.000	0.996
		SYSSEESFK	532.234	2	0.000	1.000
435760	A8MW34; C9J1H4; C9J1H5; E9PJ71; E9PN24; E9PNE4; F8VX18; F8VZS6; Q2MV58; Q2MV58-2; Q2MV58-3; Q2MV58-4; Q2MV58-5; Q2MV58-6;	Peptide	M/z	z	q-val	P
		DIPTAAKYEYGVPLQTS	926.972	2	0.000	1.000
435804	P80075;	Peptide	M/z	z	q-val	P
		DQIFQNLKP	551.799	2	0.001	0.891
		DQIFQNLKP	551.798	2	0.001	0.936
		DQIFQNLKP	551.798	2	0.007	0.152
		DQIFQNLKP	551.799	2	0.004	0.303
		DQIFQNLKP	551.798	2	0.000	0.977
		DQIFQNLKP	551.799	2	0.000	1.000
		DQIFQNLKP	551.798	2	0.000	1.000
		DQIFQNLKP	551.798	2	0.000	1.000
		DQIFQNLKP	551.798	2	0.000	1.000

ID	Indistinguishable (Sameset) Proteins	Peptide Spectrum Matches				
		Peptide	M/z	z	q-val	P
435987	E7EV90; E9PBU9; Q5BKX6; Q5BKX6-2; Q5BKX6-3;	Peptide	M/z	z	q-val	P
		EAAKEDETLLDNHLNEAK	681.002	3	0.000	1.000
436073	Q9NWD8;	Peptide	M/z	z	q-val	P
		DANTKYAQ	455.717	2	0.008	0.368
		DANTKYAQ	455.718	2	0.000	0.987
		DANTKYAQ	455.717	2	0.000	1.000
		DANTKYAQ	455.717	2	0.000	0.991
		DANTKYAQ	455.224	2	0.006	0.199
436095	Q13103;	Peptide	M/z	z	q-val	P
		VNSQSLSPYLFR	705.871	2	0.000	0.999
		VNSQSLSPYLFR	705.873	2	0.001	0.980
		VNSQSLSPYLFR	705.873	2	0.001	0.997
		VNSQSLSPYLFR	705.873	2	0.001	0.990
		VNSQSLSPYLFR	705.872	2	0.000	1.000
		VNSQSLSPYLFR	705.872	2	0.000	1.000
		VNSQSLSPYLFR	705.872	2	0.000	1.000
		VNSQSLSPYLFR	705.872	2	0.000	1.000
		VNSQSLSPYLFR	705.872	2	0.000	1.000
		VNSQSLSPYLFR	705.874	2	0.000	1.000
		VNSQSLSPYLFR	705.872	2	0.000	1.000
		VNSQSLSPYLFR	705.872	2	0.000	1.000
		VNSQSLSPYLFR	705.872	2	0.000	0.998
436106	Q5JZH3; Q5JZH4; Q5JZH5; Q5JZH7; Q969T3;	Peptide	M/z	z	q-val	P
		HALAGDGPGEAAASPEAEQFPESSELEDDDAEGLSSR	1247.880	3	0.000	0.992
		HALAGDGPGEAAASPEAEQFPESSELEDDDAEGLSSR	1247.880	3	0.000	1.000
		HALAGDGPGEAAASPEAEQFPESSELEDDDAEGLSSR	1247.880	3	0.000	1.000
436156	E9PH34; Q13761; Q13761-2;	Peptide	M/z	z	q-val	P
		SMVDVLADHAGELVR	537.945	3	0.000	1.000

ID	Indistinguishable (SameSet) Proteins	Peptide Spectrum Matches				
436402	B4DLC3; O95832;	Peptide	M/z	z	q-val	P
		FYDPMTPVNARYE	809.867	2	0.000	1.000
		FYDPMTPVNARYE	809.865	2	0.000	1.000
		FYDPMTPVNARYE	809.863	2	0.000	1.000
		FYDPMTPVNARYE	809.864	2	0.001	0.999
		FYDPMTPVNARYE	809.864	2	0.000	1.000
		FYDPMTPVNARYE	809.865	2	0.000	1.000
		FYDPMTPVNARYE	809.865	2	0.000	1.000
		FYDPMTPVNARYE	809.865	2	0.000	1.000
		FYDPMTPVNARYE	809.865	2	0.000	1.000
		FYDPMTPVNARYE	809.864	2	0.000	1.000
		FYDPMTPVNARYE	809.865	2	0.000	1.000
		FYDPMTPVNARYE	809.866	2	0.000	1.000
		FYDPMTPVNARYE	809.865	2	0.000	1.000
		FYDPMTPVNARYE	809.865	2	0.000	1.000
		FYDPMTPVNARYE	809.865	2	0.000	1.000
		FYDPMTPVNARYE	809.865	2	0.000	1.000
		FYDPMTPVNARYE	809.865	2	0.000	1.000
		FYDPMTPVNARYE	809.865	2	0.000	1.000
		FYDPMTPVNARYE	809.864	2	0.000	1.000
		FYDPMTPVNARYE	809.865	2	0.000	1.000
		FYDPMTPVNARYE	809.865	2	0.000	1.000
		FYDPMTPVNARYE	809.863	2	0.001	0.999
		FYDPMTPVNARYE	809.863	2	0.001	0.998
		FYDPMTPVNARYE	809.862	2	0.002	0.994
		FYDPMTPVNARYE	809.863	2	0.001	1.000
		FYDPMTPVNARYE	809.863	2	0.007	0.559
		FYDPMTPVNARYE	809.864	2	0.002	0.993
		FYDPMTPVNARYE	809.863	2	0.004	0.887
		FYDPMTPVNARYE	809.863	2	0.002	0.993
		FYDPMTPVNARYE	809.863	2	0.001	1.000
		FYDPMTPVNARYE	809.865	2	0.001	1.000
		FYDPMTPVNARYE	809.863	2	0.001	1.000
		FYDPMTPVNARYE	809.863	2	0.001	1.000
		FYDPMTPVNARYE	809.864	2	0.001	1.000
436420	Q96KR6;	Peptide	M/z	z	q-val	P
		ISITLVSVPLIVR	705.457	2	0.000	1.000
		ISITLVSVPLIVR	705.458	2	0.001	0.978

ID	Indistinguishable (SameSet) Proteins	Peptide Spectrum Matches				
436505	P18847; P18847-2; Q5VTZ2; Q5VTZ4; Q7Z566; Q8WYM6;	Peptide	M/z	z	q-val	P
		AEVAPEEDER	572.762	2	0.000	1.000
		AEVAPEEDER	572.759	2	0.001	0.851
		AEVAPEEDER	572.759	2	0.001	0.735
		AEVAPEEDER	572.761	2	0.000	0.992
		AEVAPEEDER	572.761	2	0.002	0.319
		AEVAPEEDER	572.760	2	0.000	1.000
		AEVAPEEDER	572.759	2	0.001	0.701
436566	Q9H0Q3;	Peptide	M/z	z	q-val	P
		APGDEEAQVENLITANATEPQKAEN	1320.120	2	0.000	1.000
		APGDEEAQVENLITANATEPQKAEN	880.418	3	0.000	1.000
		APGDEEAQVENLITANATEPQKAEN	880.419	3	0.000	1.000
		APGDEEAQVENLITANATEPQKAEN	880.419	3	0.000	1.000
436591	Q7Z5S9;	Peptide	M/z	z	q-val	P
		DTTPLITEHVINTTQ	841.933	2	0.000	1.000
		DTTPLITEHVINTTQ	841.934	2	0.000	1.000
436633	Q9H2X8;	Peptide	M/z	z	q-val	P
		DEARENVPQGEPKPKPLKSEKHEE	548.876	5	0.000	1.000
		DEARENVPQGEPKPKPLKSEKHEE	548.878	5	0.000	1.000
		DEARENVPQGEPKPKPLKSEKHEE	457.565	6	0.007	0.148
		DEARENVPQGEPKPKPLKSEKHEE	685.844	4	0.000	1.000
		DEARENVPQGEPKPKPLKSEKHEE	685.845	4	0.000	1.000
		DEARENVPQGEPKPKPLKSEKHEE	685.843	4	0.000	1.000
436692	POC6T2;	Peptide	M/z	z	q-val	P
		MITDVQLAIFANMLGVSLFLLVVLYHYVAVNNPKKQE	1049.080	4	0.005	0.523
		MITDVQLAIFANMLGVSLFLLVVLYHYVAVNNPKKQE	1048.580	4	0.000	1.000
		MITDVQLAIFANMLGVSLFLLVVLYHYVAVNNPKKQE	1048.830	4	0.000	1.000
		MITDVQLAIFANMLGVSLFLLVVLYHYVAVNNPKKQE	1056.820	4	0.000	1.000
		MITDVQLAIFANMLGVSLFLLVVLYHYVAVNNPKKQE	1056.570	4	0.000	1.000
		MITDVQLAIFANMLGVSLFLLVVLYHYVAVNNPKKQE	1056.820	4	0.000	1.000
		MITDVQLAIFANMLGVSLFLLVVLYHYVAVNNPKKQE	1057.080	4	0.000	1.000
		MITDVQLAIFANMLGVSLFLLVVLYHYVAVNNPKKQE	1056.570	4	0.004	0.925
436703	B4DJ67; E7EPY8; G3V175; H0YEG4; O15374; Q8WU09;	Peptide	M/z	z	q-val	P
		AIFAGGYLALILPVLVLCRNS	792.440	3	0.003	0.941
		AIFAGGYLALILPVLVLCRNS	792.440	3	0.002	0.966
		AIFAGGYLALILPVLVLCRNS	792.440	3	0.006	0.675
		AIFAGGYLALILPVLVLCRNS	792.441	3	0.001	0.997
		AIFAGGYLALILPVLVLCRNS	792.441	3	0.006	0.156
		AIFAGGYLALILPVLVLCRNS	792.441	3	0.000	1.000

ID	Indistinguishable (SameSet) Proteins	Peptide Spectrum Matches				
		Peptide	M/z	z	q-val	P
436707	Q5T686;	Peptide	M/z	z	q-val	P
		ILEPHSALANPQSATETASSEQYLHSR	735.114	4	0.000	1.000
436744	Q8TC26;	Peptide	M/z	z	q-val	P
		ISESGQFSDGLEDR	770.850	2	0.000	1.000
436754	Q9UK33;	Peptide	M/z	z	q-val	P
		DAAELAQHVMLH	453.908	3	0.000	0.998
		DAAELAQHVMLH	453.909	3	0.001	0.965
		DAAELAQHVMLH	453.909	3	0.000	1.000
		DAAELAQHVMLH	453.909	3	0.000	1.000
		DAAELAQHVMLH	453.909	3	0.000	1.000

ID	Indistinguishable (SameSet) Proteins	Peptide Spectrum Matches				
436903	G3V1C1; Q96JD6; Q96JD6-4;	Peptide	M/z	z	q-val	P
		SPAQILIR	449.276	2	0.000	0.999
		SPAQILIR	449.280	2	0.000	1.000
		SPAQILIR	449.279	2	0.000	1.000
		SPAQILIR	449.279	2	0.000	1.000
		SPAQILIR	449.280	2	0.000	1.000
		SPAQILIR	449.280	2	0.000	1.000
		SPAQILIR	449.279	2	0.001	0.998
		SPAQILIR	449.279	2	0.001	0.993
		SPAQILIR	449.280	2	0.001	0.997
		SPAQILIR	449.279	2	0.000	0.999
		SPAQILIR	449.279	2	0.003	0.972
		SPAQILIR	449.280	2	0.000	1.000
		SPAQILIR	449.279	2	0.001	0.999
		SPAQILIR	449.280	2	0.000	1.000
		SPAQILIR	449.280	2	0.000	0.999
		SPAQILIR	449.279	2	0.000	1.000
		SPAQILIR	449.280	2	0.000	1.000
		SPAQILIR	449.279	2	0.001	0.999
		SPAQILIR	449.279	2	0.000	1.000
		SPAQILIR	449.279	2	0.000	1.000
		SPAQILIR	449.280	2	0.001	0.996
		SPAQILIR	449.279	2	0.000	0.999
		SPAQILIR	449.278	2	0.002	0.959
		SPAQILIR	449.279	2	0.003	0.895
		SPAQILIR	449.280	2	0.008	0.484
		SPAQILIR	449.279	2	0.000	1.000
		SPAQILIR	449.280	2	0.000	0.997
		SPAQILIR	449.279	2	0.000	1.000
		SPAQILIR	449.280	2	0.000	1.000
		SPAQILIR	449.280	2	0.001	0.998
		SPAQILIR	449.280	2	0.000	1.000
		SPAQILIR	449.280	2	0.000	1.000
		SPAQILIR	449.280	2	0.000	1.000
		SPAQILIR	449.280	2	0.000	1.000
		SPAQILIR	450.288	2	0.000	0.998
		SPAQILIR	449.280	2	0.000	0.999
		SPAQILIR	449.281	2	0.000	1.000
		SPAQILIR	449.281	2	0.000	0.999
		SPAQILIR	449.279	2	0.000	1.000
		SPAQILIR	449.279	2	0.000	0.999

ID	Indistinguishable (SameSet) Proteins	Peptide Spectrum Matches				
		Peptide	M/z	z	q-val	P
		SPAQILIR	449.279	2	0.000	1.000
		SPAQILIR	449.279	2	0.000	1.000
		SPAQILIR	449.279	2	0.000	1.000
		SPAQILIR	449.279	2	0.000	1.000
		SPAQILIR	449.279	2	0.000	1.000
		SPAQILIR	449.279	2	0.000	1.000
		SPAQILIR	449.279	2	0.000	1.000
		SPAQILIR	449.279	2	0.000	1.000
		SPAQILIR	449.279	2	0.000	1.000
		SPAQILIR	449.279	2	0.000	0.999
		SPAQILIR	450.282	2	0.002	0.768
		SPAQILIR	449.279	2	0.000	1.000
		SPAQILIR	449.279	2	0.000	1.000
		SPAQILIR	449.279	2	0.001	0.978
		SPAQILIR	449.280	2	0.000	1.000
		SPAQILIR	449.280	2	0.000	1.000
		SPAQILIR	449.280	2	0.001	0.970
		SPAQILIR	449.279	2	0.000	0.998
		SPAQILIR	449.279	2	0.000	0.999
437073	Q68CL5; Q68CL5-3;	Peptide	M/z	z	q-val	P
		DLEDDTHEAS	566.225	2	0.000	1.000
437125	Q9BVM4;	Peptide	M/z	z	q-val	P
		LVEGEVYAVDER	689.847	2	0.000	1.000
		LVEGEVYAVDER	689.846	2	0.000	1.000
		LVEGEVYAVDER	689.847	2	0.000	1.000
		LVEGEVYAVDER	689.848	2	0.001	0.975
		LVEGEVYAVDER	689.846	2	0.001	0.541
		LVEGEVYAVDER	689.847	2	0.000	1.000
		LVEGEVYAVDER	689.846	2	0.000	1.000
437274	Q14201; Q14201-2;	Peptide	M/z	z	q-val	P
		FQRVDPDVLK	405.881	3	0.006	0.053
		FQRVDPDVLK	406.241	3	0.003	0.227
		FQRVDPDVLK	406.241	3	0.004	0.110
		FQRVDPDVLK	406.228	3	0.001	0.731
		FQRVDPDVLK	406.228	3	0.000	1.000
		FQRVDPDVLK	406.227	3	0.001	0.517
		FQRVDPDVLK	406.227	3	0.005	0.099

ID	Indistinguishable (Sameset) Proteins	Peptide Spectrum Matches				
437311	F5H1X7; Q96A37; Q96A37-2;	Peptide	M/z	z	q-val	P
		FVPVVPTSQPIPSNIPNR	654.698	3	0.001	0.804
		FVPVVPTSQPIPSNIPNR	654.698	3	0.000	1.000
		FVPVVPTSQPIPSNIPNR	654.699	3	0.001	0.797
		FVPVVPTSQPIPSNIPNR	654.698	3	0.001	0.978
		FVPVVPTSQPIPSNIPNR	654.699	3	0.001	0.986
		FVPVVPTSQPIPSNIPNR	981.545	2	0.000	1.000
		FVPVVPTSQPIPSNIPNR	981.545	2	0.002	0.324
437610	Q9Y225; Q9Y225-2;	Peptide	M/z	z	q-val	P
		DRGPPQGPLPGAENIV	539.617	3	0.001	0.942
		DRGPPQGPLPGAENIV	539.619	3	0.000	1.000
		DRGPPQGPLPGAENIV	808.924	2	0.000	0.981
		DRGPPQGPLPGAENIV	808.922	2	0.000	0.998
		DRGPPQGPLPGAENIV	808.921	2	0.000	0.996
		DRGPPQGPLPGAENIV	539.618	3	0.000	0.996
		DRGPPQGPLPGAENIV	808.924	2	0.000	1.000
		DRGPPQGPLPGAENIV	808.923	2	0.003	0.325
		DRGPPQGPLPGAENIV	808.923	2	0.000	1.000
		DRGPPQGPLPGAENIV	539.618	3	0.001	0.925
		DRGPPQGPLPGAENIV	808.924	2	0.000	1.000
		DRGPPQGPLPGAENIV	808.924	2	0.000	1.000
		DRGPPQGPLPGAENIV	808.924	2	0.000	1.000
437634	G3V225; G3V2B4;	Peptide	M/z	z	q-val	P
		DLEDFFSAVGK	614.302	2	0.004	0.844
		DLEDFFSAVGK	614.299	2	0.000	1.000
		DLEDFFSAVGK	614.297	2	0.000	1.000
		DLEDFFSAVGK	614.296	2	0.000	1.000
		DLEDFFSAVGK	614.299	2	0.000	1.000
		DLEDFFSAVGK	614.300	2	0.001	0.979
437719	Q8IYN2;	Peptide	M/z	z	q-val	P
		AEEDRPLEDVPQEAEGNPQPSEEGVSQEAEGNPR	923.166	4	0.000	1.000
		AEEDRPLEDVPQEAEGNPQPSEEGVSQEAEGNPR	922.916	4	0.003	0.251
		AEEDRPLEDVPQEAEGNPQPSEEGVSQEAEGNPR	1230.560	3	0.000	1.000
		AEEDRPLEDVPQEAEGNPQPSEEGVSQEAEGNPR	923.166	4	0.000	1.000
		AEEDRPLEDVPQEAEGNPQPSEEGVSQEAEGNPR	923.166	4	0.000	1.000
		AEEDRPLEDVPQEAEGNPQPSEEGVSQEAEGNPR	923.417	4	0.000	1.000
437751	Q9UJG1; Q9UJG1-2; Q9UJG1-3;	Peptide	M/z	z	q-val	P
		EVVATLLPSAK	564.338	2	0.000	0.999
		EVVATLLPSAK	564.337	2	0.000	1.000

ID	Indistinguishable (Sameset) Proteins	Peptide Spectrum Matches				
		Peptide	M/z	z	q-val	P
438126	E7EMF7; E9PFZ8; Q66K89;	ISHASDLVGGGHIKEVIVAAE	421.632	5	0.001	1.000
438342	A6NEP9; Q8NG11; Q8NG11-2;	SYRDDIDLQNLIDSLQK	679.347	3	0.000	1.000
		SYRDDIDLQNLIDSLQK	679.350	3	0.000	0.995
438451	B4DF08; B4DZ66; B7WPA5; B8ZZN1; Q96CS7; Q96CS7-2; Q96CS7-3;	DDQTRQNIE	559.759	2	0.002	0.989
		DDQTRQNIE	559.758	2	0.000	1.000
		DDQTRQNIE	559.757	2	0.007	0.149
438550	Q96IK5;	AEQDSEVGPQEINKEELEGNSMR	869.062	3	0.000	1.000
438573	Q6NUP7;	NIPISVPGPSSVTPSTSK	884.980	2	0.000	1.000
438729	Q9UHF1;	VAPNPTGVDSAMKEEVQR	648.654	3	0.000	1.000
		VAPNPTGVDSAMKEEVQR	648.654	3	0.001	0.919
438755	Q719H9;	DKSLIEEVFPEIG	738.385	2	0.000	1.000
		DKSLIEEVFPEIG	738.386	2	0.000	1.000
		DKSLIEEVFPEIG	738.385	2	0.000	1.000
		DKSLIEEVFPEIG	738.385	2	0.000	0.995
		DKSLIEEVFPEIG	738.886	2	0.004	0.354
438820	B7Z969; Q9UGQ2; Q9UGQ2-2;	DEEKLAETLEGEL	737.863	2	0.001	0.947
		DEEKLAETLEGEL	738.359	2	0.000	1.000
438840	Q7Z2X4; Q7Z2X4-2; Q7Z2X4-3; Q7Z2X4-4;	DGRIHSNNSSEEVSQELESDDG	793.004	3	0.006	0.181
		DGRIHSNNSSEEVSQELESDDG	793.007	3	0.000	1.000
		DGRIHSNNSSEEVSQELESDDG	793.006	3	0.000	1.000
		DGRIHSNNSSEEVSQELESDDG	793.004	3	0.000	1.000
		DGRIHSNNSSEEVSQELESDDG	793.007	3	0.000	1.000
		DGRIHSNNSSEEVSQELESDDG	793.007	3	0.000	1.000
		DGRIHSNNSSEEVSQELESDDG	793.006	3	0.000	1.000
		DGRIHSNNSSEEVSQELESDDG	793.006	3	0.000	1.000
		DGRIHSNNSSEEVSQELESDDG	793.338	3	0.005	0.235

ID	Indistinguishable (SameSet) Proteins	Peptide Spectrum Matches				
438886	H0Y175; Q6J4K2; Q6J4K2-2;	Peptide	M/z	z	q-val	P
		DSEEDRVSSNTNSY	801.829	2	0.000	0.986
		DSEEDRVSSNTNSY	801.829	2	0.000	0.999
		DSEEDRVSSNTNSY	801.829	2	0.000	0.999
		DSEEDRVSSNTNSY	801.829	2	0.002	0.766
		DSEEDRVSSNTNSY	801.829	2	0.000	1.000
		DSEEDRVSSNTNSY	801.830	2	0.000	1.000
		DSEEDRVSSNTNSY	802.332	2	0.003	0.544
		DSEEDRVSSNTNSY	801.831	2	0.000	0.995
		DSEEDRVSSNTNSY	801.829	2	0.002	0.815
438930	Q8IZM8;	Peptide	M/z	z	q-val	P
		DIYATDQEGNFK	700.821	2	0.004	0.114
		DIYATDQEGNFK	700.823	2	0.001	0.946
		DIYATDQEGNFK	700.820	2	0.000	1.000
		DIYATDQEGNFK	700.822	2	0.000	1.000
		DIYATDQEGNFK	700.821	2	0.000	1.000
		DIYATDQEGNFK	700.819	2	0.004	0.104
		DIYATDQEGNFK	700.819	2	0.000	1.000
		DIYATDQEGNFK	700.820	2	0.000	0.996
		DIYATDQEGNFK	700.820	2	0.000	0.994
		DIYATDQEGNFK	700.821	2	0.000	0.990
		DIYATDQEGNFK	700.819	2	0.001	0.761
438949	P0C2W7; Q5JQC4;	Peptide	M/z	z	q-val	P
		DRHPTQGDQEAPVVSQEGAQAEAAAGAGNQEGGDSGPDSS	927.647	4	0.000	1.000
		DRHPTQGDQEAPVVSQEGAQAEAAAGAGNQEGGDSGPDSS	1236.530	3	0.001	0.901
439171	F5H2N6; Q9HC16; Q9HC16-2;	Peptide	M/z	z	q-val	P
		VFNTVYSLVK	585.332	2	0.000	1.000
		VFNTVYSLVK	585.333	2	0.001	0.989
439477	B4DYL6; Q96S53; Q96S53-2; Q96S53-3;	Peptide	M/z	z	q-val	P
		LEEFEGGGGGEGNVSQVGR	626.625	3	0.000	1.000
		LEEFEGGGGGEGNVSQVGR	939.435	2	0.004	0.120
		LEEFEGGGGGEGNVSQVGR	939.435	2	0.000	1.000
		LEEFEGGGGGEGNVSQVGR	939.437	2	0.000	1.000

ID	Indistinguishable (Sameset) Proteins	Peptide Spectrum Matches				
		Peptide	M/z	z	q-val	P
439516	P50150;	EDPLIIPVPASENPFRR	888.471	2	0.008	0.027
		EDPLIIPVPASENPFRR	897.477	2	0.002	0.469
		EDPLIIPVPASENPFRR	598.653	3	0.000	0.999
		EDPLIIPVPASENPFRR	598.653	3	0.000	0.987
		EDPLIIPVPASENPFRR	897.475	2	0.000	1.000
		EDPLIIPVPASENPFRR	897.478	2	0.001	0.931
		EDPLIIPVPASENPFRR	897.475	2	0.001	0.961
		439547	O15217; Q6P4G1;	KKPPPDEIYVRTVYNIFRP	583.827	4
KKPPPDEIYVRTVYNIFRP	584.076			4	0.002	0.576
KKPPPDEIYVRTVYNIFRP	583.558			4	0.004	0.116
Peptide	M/z			z	q-val	P
439682	C9JKQ0; Q9NQR1; Q9NQR1-2;	GPLVFPFNQK	548.812	2	0.000	0.985
		GPLVFPFNQK	548.812	2	0.000	1.000
		GPLVFPFNQK	548.812	2	0.000	0.992
		Peptide	M/z	z	q-val	P
439875	P06702;	VIEHIMEDLDTNADK	586.946	3	0.001	0.987
		VIEHIMEDLDTNADK	586.946	3	0.000	1.000
		VIEHIMEDLDTNADK	879.915	2	0.000	1.000
		VIEHIMEDLDTNADK	581.610	3	0.000	1.000
		VIEHIMEDLDTNADK	586.946	3	0.000	0.979
		VIEHIMEDLDTNADK	586.946	3	0.000	1.000
		VIEHIMEDLDTNADK	879.914	2	0.001	0.820
		Peptide	M/z	z	q-val	P
440171	C9J5G6; C9JBA3; C9JCH3; C9JZW5;	DNPAALQTQVKR	447.581	3	0.000	0.980
		DNPAALQTQVKR	447.581	3	0.000	1.000
		DNPAALQTQVKR	447.580	3	0.000	0.998
		DNPAALQTQVKR	670.867	2	0.000	1.000
		DNPAALQTQVKR	670.867	2	0.000	1.000
		DNPAALQTQVKR	670.867	2	0.000	1.000
		DNPAALQTQVKR	670.869	2	0.000	1.000
		Peptide	M/z	z	q-val	P
440237	Q68D20;	APETDDSFSDVDCHSNQEDTGCK	871.999	3	0.000	1.000
		APETDDSFSDVDCHSNQEDTGCK	872.000	3	0.000	1.000
		Peptide	M/z	z	q-val	P

ID	Indistinguishable (SameSet) Proteins	Peptide Spectrum Matches				
		Peptide	M/z	z	q-val	P
440364	Q5T586; Q5T593; Q8IW50; Q8IW50-2; Q8IW50-3; Q8IW50-4; Q8IW50-5; Q8IW50-6;	DLNIQLLK	478.792	2	0.000	0.994
		DLNIQLLK	478.792	2	0.002	0.536
		DLNIQLLK	478.792	2	0.000	0.984
		DLNIQLLK	478.792	2	0.001	0.797
		DLNIQLLK	478.792	2	0.000	1.000
		DLNIQLLK	478.792	2	0.000	0.977
		DLNIQLLK	478.792	2	0.000	1.000
		DLNIQLLK	478.792	2	0.000	0.993
		DLNIQLLK	478.792	2	0.000	0.981
		DLNIQLLK	478.792	2	0.000	0.996
		DLNIQLLK	478.792	2	0.001	0.713
		DLNIQLLK	478.792	2	0.003	0.320
		DLNIQLLK	478.792	2	0.000	0.999
		DLNIQLLK	478.793	2	0.000	0.998
		DLNIQLLK	478.792	2	0.000	0.997
		DLNIQLLK	478.792	2	0.000	0.998
		DLNIQLLK	478.793	2	0.000	1.000
		DLNIQLLK	478.792	2	0.000	1.000
		DLNIQLLK	478.792	2	0.000	1.000
		DLNIQLLK	478.792	2	0.000	1.000
		DLNIQLLK	478.792	2	0.000	0.984
		DLNIQLLK	478.793	2	0.000	0.997
		DLNIQLLK	478.792	2	0.000	1.000
		DLNIQLLK	478.792	2	0.000	1.000
		DLNIQLLK	478.793	2	0.000	1.000
		DLNIQLLK	478.792	2	0.000	1.000

ID	Indistinguishable (SameSet) Proteins	Peptide Spectrum Matches				
440398	Q9NQG1;	Peptide	M/z	z	q-val	P
		SHEAEAEPSEPR	670.302	2	0.000	1.000
		SHEAEAEPSEPR	670.304	2	0.000	1.000
		SHEAEAEPSEPR	669.801	2	0.000	1.000
		SHEAEAEPSEPR	446.869	3	0.005	0.057
		SHEAEAEPSEPR	669.800	2	0.000	1.000
		SHEAEAEPSEPR	670.302	2	0.000	1.000
		SHEAEAEPSEPR	669.799	2	0.000	1.000
		SHEAEAEPSEPR	446.869	3	0.001	0.833
		SHEAEAEPSEPR	446.869	3	0.000	1.000
		SHEAEAEPSEPR	669.800	2	0.000	1.000
		SHEAEAEPSEPR	669.302	2	0.004	0.082
		SHEAEAEPSEPR	669.800	2	0.000	1.000
		SHEAEAEPSEPR	669.800	2	0.000	1.000
		SHEAEAEPSEPR	669.800	2	0.000	1.000
440452	Q9NY74;	Peptide	M/z	z	q-val	P
		APVNTDLFGSANLGSK	795.909	2	0.000	1.000
440639	C9JEA7; C9JI17; C9JRJ2; Q9BRC7; Q9BRC7-2;	Peptide	M/z	z	q-val	P
		DGQKLTLLEFL	638.862	2	0.000	0.982
		DGQKLTLLEFL	638.864	2	0.000	1.000
		DGQKLTLLEFL	638.861	2	0.000	1.000
		DGQKLTLLEFL	638.842	2	0.009	0.120
440672	H0Y3I5; Q6PJF5; Q6PJF5-2;	Peptide	M/z	z	q-val	P
		DGQIEQLVLR	585.828	2	0.001	0.970
		DGQIEQLVLR	585.827	2	0.001	0.717
		DGQIEQLVLR	585.827	2	0.000	1.000
440700	Q7RTP0;	Peptide	M/z	z	q-val	P
		GTAAAAAAAAAAAAAAGEGAR	806.904	2	0.000	1.000
		GTAAAAAAAAAAAAAAGEGAR	806.906	2	0.000	1.000
		GTAAAAAAAAAAAAAAGEGAR	538.282	3	0.009	0.024
		GTAAAAAAAAAAAAAAGEGAR	538.270	3	0.008	0.028
		GTAAAAAAAAAAAAAAGEGAR	806.907	2	0.000	0.997
		GTAAAAAAAAAAAAAAGEGAR	806.904	2	0.000	1.000
		GTAAAAAAAAAAAAAAGEGAR	806.904	2	0.000	0.980
		GTAAAAAAAAAAAAAAGEGAR	806.905	2	0.000	0.996
		GTAAAAAAAAAAAAAAGEGAR	806.905	2	0.001	0.782
		GTAAAAAAAAAAAAAAGEGAR	806.904	2	0.001	0.522

ID	Indistinguishable (SameSet) Proteins	Peptide Spectrum Matches				
440801	O60779;	Peptide	M/z	z	q-val	P
		VQNGGIVTDTPASNHLPGWEDIESK	888.771	3	0.000	1.000
		VQNGGIVTDTPASNHLPGWEDIESK	888.771	3	0.001	0.964
		VQNGGIVTDTPASNHLPGWEDIESK	888.765	3	0.000	1.000
		VQNGGIVTDTPASNHLPGWEDIESK	888.767	3	0.000	1.000
		VQNGGIVTDTPASNHLPGWEDIESK	888.768	3	0.000	1.000
		VQNGGIVTDTPASNHLPGWEDIESK	888.767	3	0.000	0.995
440880	Q969U6; Q969U6-2;	Peptide	M/z	z	q-val	P
		IFDLGSDNEEVVAGPAPAHAK	713.023	3	0.000	1.000
		IFDLGSDNEEVVAGPAPAHAK	713.022	3	0.000	1.000
440977	Q5VZS4; Q9NP31; Q9NP31-2; Q9NP31-3;	Peptide	M/z	z	q-val	P
		DRGQAWLPLGPPQ	717.874	2	0.003	0.369
		DRGQAWLPLGPPQ	717.878	2	0.000	0.995
		DRGQAWLPLGPPQ	717.878	2	0.000	1.000
		DRGQAWLPLGPPQ	717.878	2	0.000	0.980
		DRGQAWLPLGPPQ	717.877	2	0.000	1.000
		DRGQAWLPLGPPQ	717.879	2	0.001	0.774
		DRGQAWLPLGPPQ	717.877	2	0.000	0.990
		DRGQAWLPLGPPQ	717.878	2	0.000	0.988
		DRGQAWLPLGPPQ	717.878	2	0.000	1.000
		DRGQAWLPLGPPQ	717.878	2	0.001	0.838
440996	E9PB10; E9PQW8; F2Z346; Q15777;	Peptide	M/z	z	q-val	P
		VTITVDEYSSNPTQAFTHYNINQSR	962.461	3	0.000	1.000
441034	A6NER3; A6NGK3; B5MC01; O76087; POCL80; POCL80-2; POCL81; POCL82; Q13065; Q13066; Q13067; Q13068; Q13069; Q13070; Q4V326; Q6NT46; Q9UEU5;	Peptide	M/z	z	q-val	P
		DEVEPATPEEGEPATQRQ	661.636	3	0.000	0.988
		DEVEPATPEEGEPATQRQ	991.950	2	0.000	1.000
		DEVEPATPEEGEPATQRQ	661.636	3	0.000	1.000
		DEVEPATPEEGEPATQRQ	991.950	2	0.000	1.000
		DEVEPATPEEGEPATQRQ	991.949	2	0.000	1.000
		DEVEPATPEEGEPATQRQ	661.635	3	0.009	0.105
		DEVEPATPEEGEPATQRQ	661.637	3	0.001	0.965
		DEVEPATPEEGEPATQRQ	991.953	2	0.000	1.000
DEVEPATPEEGEPATQRQ	991.951	2	0.000	1.000		

ID	Indistinguishable (SameSet) Proteins	Peptide Spectrum Matches				
		Peptide	M/z	z	q-val	P
441220	P02749;	Peptide	M/z	z	q-val	P
		EHSSLAFWK	368.854	3	0.001	0.851
		EHSSLAFWK	368.854	3	0.000	0.972
		EHSSLAFWK	552.778	2	0.001	0.706
		EHSSLAFWK	368.854	3	0.000	0.998
		EHSSLAFWK	552.777	2	0.000	0.999
		EHSSLAFWK	368.854	3	0.002	0.969
		EHSSLAFWK	368.854	3	0.001	0.994
		EHSSLAFWK	368.854	3	0.001	0.987
		EHSSLAFWK	368.854	3	0.000	0.999
		EHSSLAFWK	368.854	3	0.002	0.833
		EHSSLAFWK	552.777	2	0.001	0.976
		EHSSLAFWK	552.775	2	0.001	0.982
		EHSSLAFWK	552.777	2	0.000	1.000
		441255	Q14CZ0;	Peptide	M/z	z
ATSTETSSSVETDLQPFR	978.461			2	0.000	1.000
441378	Q8IZC4;	Peptide	M/z	z	q-val	P
		VLYPASEPLHDEK	499.926	3	0.000	0.988
		VLYPASEPLHDEK	499.926	3	0.000	1.000
441412	D3DPY5; E9PMR1; E9PNL3; E9PNU0; Q99437;	Peptide	M/z	z	q-val	P
		SATDPKAIGHRNY	715.363	2	0.000	0.998
		SATDPKAIGHRNY	477.245	3	0.000	1.000
		SATDPKAIGHRNY	477.245	3	0.000	1.000
		SATDPKAIGHRNY	477.244	3	0.000	1.000
		SATDPKAIGHRNY	477.245	3	0.002	0.996
		SATDPKAIGHRNY	477.243	3	0.000	1.000
441746	F8WBY3; Q96HD1; Q96HD1-2;	Peptide	M/z	z	q-val	P
		DNFGGGNTAWEEENLSK	934.403	2	0.000	1.000
		DNFGGGNTAWEEENLSK	934.411	2	0.000	1.000

ID	Indistinguishable (Sameset) Proteins	Peptide Spectrum Matches				
441799	Q6ZVZ8; Q6ZVZ8-2;	Peptide	M/z	z	q-val	P
		RPDEHGR	433.715	2	0.001	0.951
		RPDEHGR	433.715	2	0.001	0.934
		RPDEHGR	433.715	2	0.001	0.929
		RPDEHGR	433.715	2	0.000	1.000
		RPDEHGR	433.715	2	0.002	0.850
		RPDEHGR	433.715	2	0.000	1.000
		RPDEHGR	433.715	2	0.004	0.251
		RPDEHGR	433.715	2	0.003	0.458
		RPDEHGR	433.715	2	0.002	0.784
		RPDEHGR	433.715	2	0.010	0.542
		RPDEHGR	433.715	2	0.009	0.633
		RPDEHGR	433.715	2	0.002	0.993
		RPDEHGR	433.715	2	0.010	0.574
		RPDEHGR	433.715	2	0.000	0.999
		RPDEHGR	433.715	2	0.000	0.999
		RPDEHGR	433.715	2	0.003	0.988
		RPDEHGR	433.715	2	0.006	0.716
		RPDEHGR	433.715	2	0.002	0.979
		RPDEHGR	433.715	2	0.000	0.999
		RPDEHGR	433.715	2	0.001	0.996
		RPDEHGR	433.715	2	0.000	1.000
		RPDEHGR	433.715	2	0.002	0.961
		RPDEHGR	433.715	2	0.003	0.934
		RPDEHGR	433.715	2	0.001	0.919
		RPDEHGR	433.715	2	0.000	0.999
		RPDEHGR	433.715	2	0.001	0.953
		RPDEHGR	433.715	2	0.001	0.989
		RPDEHGR	433.715	2	0.001	0.980
		RPDEHGR	433.715	2	0.001	0.997
		RPDEHGR	433.715	2	0.000	1.000
		RPDEHGR	433.715	2	0.000	1.000
		RPDEHGR	433.715	2	0.000	0.999
		RPDEHGR	433.715	2	0.000	0.999
		RPDEHGR	433.715	2	0.000	1.000
		RPDEHGR	433.715	2	0.008	0.702
		RPDEHGR	433.715	2	0.008	0.520
		RPDEHGR	433.715	2	0.004	0.811
		RPDEHGR	433.728	2	0.006	0.044
		RPDEHGR	433.728	2	0.008	0.026

ID	Indistinguishable (SameSet) Proteins	Peptide Spectrum Matches				
		Peptide	M/z	z	q-val	P
		RPDEHGR	433.715	2	0.000	1.000
		RPDEHGR	433.715	2	0.000	0.998
441811	Q8IZJ1; Q8IZJ1-2;	Peptide	M/z	z	q-val	P
		IPMTNSPLLDPLPSLK	876.988	2	0.000	1.000
		IPMTNSPLLDPLPSLK	876.486	2	0.000	1.000
		IPMTNSPLLDPLPSLK	876.987	2	0.001	0.779
441812	B4DND0; C9J486; C9JIP2; C9K0J2; F8WD51; Q16831;	Peptide	M/z	z	q-val	P
		AATGANA EKAESHN	706.823	2	0.000	1.000
		AATGANA EKAESHN	706.824	2	0.000	1.000
		AATGANA EKAESHN	706.823	2	0.000	1.000
		AATGANA EKAESHN	706.824	2	0.000	0.997
441842	Q9BSU1;	Peptide	M/z	z	q-val	P
		MLDLEVVPER	608.817	2	0.001	0.969
		MLDLEVVPER	608.816	2	0.000	0.989
		MLDLEVVPER	600.818	2	0.001	0.949
		MLDLEVVPER	608.815	2	0.000	1.000
		MLDLEVVPER	608.816	2	0.000	1.000
		MLDLEVVPER	608.815	2	0.001	0.938
		MLDLEVVPER	608.816	2	0.003	0.396
		MLDLEVVPER	608.818	2	0.006	0.125
		MLDLEVVPER	608.817	2	0.001	0.755
		MLDLEVVPER	608.817	2	0.002	0.455
		MLDLEVVPER	608.820	2	0.002	0.486
		MLDLEVVPER	608.820	2	0.003	0.304
		MLDLEVVPER	608.817	2	0.004	0.266
		MLDLEVVPER	608.323	2	0.004	0.203
		MLDLEVVPER	608.814	2	0.002	0.621
		MLDLEVVPER	609.320	2	0.006	0.133
		441914	E7EU29; G3V1T8; Q6ZVD8; Q6ZVD8-2; Q6ZVD8-3;	Peptide	M/z	z
VFSLEQDP EEAQR	774.371			2	0.000	1.000

ID	Indistinguishable (SameSet) Proteins	Peptide Spectrum Matches				
		Peptide	M/z	z	q-val	P
441922	A2Q0V1; O76082; O76082-2;	Peptide	M/z	z	q-val	P
		DGQERPTILKSTAF	521.610	3	0.000	0.999
		DGQERPTILKSTAF	521.611	3	0.000	0.996
		DGQERPTILKSTAF	521.611	3	0.000	0.991
		DGQERPTILKSTAF	521.611	3	0.000	1.000
		DGQERPTILKSTAF	521.611	3	0.000	0.988
		DGQERPTILKSTAF	521.611	3	0.001	0.780
		DGQERPTILKSTAF	521.611	3	0.000	0.999
		DGQERPTILKSTAF	521.611	3	0.002	0.454
		DGQERPTILKSTAF	781.914	2	0.006	0.187
		DGQERPTILKSTAF	781.912	2	0.004	0.309
		DGQERPTILKSTAF	521.611	3	0.000	1.000
		DGQERPTILKSTAF	781.911	2	0.003	0.405
		DGQERPTILKSTAF	781.912	2	0.000	0.991
		DGQERPTILKSTAF	781.913	2	0.000	0.983
		DGQERPTILKSTAF	521.611	3	0.000	1.000
		DGQERPTILKSTAF	521.610	3	0.000	1.000
		DGQERPTILKSTAF	521.611	3	0.000	1.000
		DGQERPTILKSTAF	521.611	3	0.000	1.000
		DGQERPTILKSTAF	781.913	2	0.000	0.983
DGQERPTILKSTAF	521.611	3	0.000	1.000		
DGQERPTILKSTAF	521.609	3	0.000	1.000		
441947	Q02742;	Peptide	M/z	z	q-val	P
		WQYFEGDVSK	629.790	2	0.000	1.000

ID	Indistinguishable (Sameset) Proteins	Peptide Spectrum Matches				
442032	A6NEW6; A6NJQ4; D6RGX4; Q658T7; Q658T7-2;	Peptide	M/z	z	q-val	P
		QTGAAADIPQPAVR	465.587	3	0.005	0.770
		QTGAAADIPQPAVR	697.878	2	0.005	0.810
		QTGAAADIPQPAVR	697.877	2	0.004	0.889
		QTGAAADIPQPAVR	465.587	3	0.004	0.929
		QTGAAADIPQPAVR	697.878	2	0.003	0.976
		QTGAAADIPQPAVR	465.590	3	0.008	0.324
		QTGAAADIPQPAVR	465.589	3	0.008	0.341
		QTGAAADIPQPAVR	465.585	3	0.003	0.875
		QTGAAADIPQPAVR	465.587	3	0.000	1.000
		QTGAAADIPQPAVR	465.587	3	0.001	0.993
		QTGAAADIPQPAVR	465.586	3	0.000	1.000
		QTGAAADIPQPAVR	465.586	3	0.000	1.000
		QTGAAADIPQPAVR	465.587	3	0.000	0.999
		QTGAAADIPQPAVR	697.875	2	0.003	0.867
		QTGAAADIPQPAVR	465.587	3	0.000	1.000
		QTGAAADIPQPAVR	465.587	3	0.000	1.000
		QTGAAADIPQPAVR	465.587	3	0.006	0.614
		QTGAAADIPQPAVR	465.586	3	0.000	1.000
		QTGAAADIPQPAVR	465.587	3	0.000	0.999
		QTGAAADIPQPAVR	465.588	3	0.002	0.937
		QTGAAADIPQPAVR	697.876	2	0.008	0.326
		QTGAAADIPQPAVR	465.587	3	0.000	0.999
		QTGAAADIPQPAVR	697.876	2	0.007	0.410
		QTGAAADIPQPAVR	465.588	3	0.002	0.974
		QTGAAADIPQPAVR	465.586	3	0.000	1.000
		QTGAAADIPQPAVR	465.586	3	0.000	1.000
		QTGAAADIPQPAVR	465.586	3	0.000	0.999
		QTGAAADIPQPAVR	465.586	3	0.000	1.000
		QTGAAADIPQPAVR	697.876	2	0.006	0.486
		QTGAAADIPQPAVR	465.586	3	0.000	1.000
		QTGAAADIPQPAVR	465.586	3	0.000	1.000
		QTGAAADIPQPAVR	465.587	3	0.001	0.995
		QTGAAADIPQPAVR	697.876	2	0.006	0.596
		QTGAAADIPQPAVR	465.587	3	0.001	0.992
		QTGAAADIPQPAVR	697.876	2	0.003	0.836
		QTGAAADIPQPAVR	465.587	3	0.003	0.904
		QTGAAADIPQPAVR	465.587	3	0.002	0.983
		QTGAAADIPQPAVR	465.587	3	0.001	0.991
		QTGAAADIPQPAVR	465.587	3	0.002	0.972
		QTGAAADIPQPAVR	465.587	3	0.001	0.993

ID	Indistinguishable (SameSet) Proteins	Peptide Spectrum Matches				
		Peptide	M/z	z	q-val	P
		QTGAAADIPQPAVR	465.587	3	0.001	0.993
		QTGAAADIPQPAVR	465.586	3	0.001	0.998
		QTGAAADIPQPAVR	697.876	2	0.003	0.921
		QTGAAADIPQPAVR	697.875	2	0.009	0.272
		QTGAAADIPQPAVR	465.587	3	0.001	0.991
442074	Q4TT61; Q9BV90;	Peptide	M/z	z	q-val	P
		DEVSFIKLRQK	497.628	3	0.000	1.000
442280	Q5JSC9; Q96LT4; Q96LT4-2;	Peptide	M/z	z	q-val	P
		DSPMGSMTPFISALQST	901.905	2	0.003	0.442
		DSPMGSMTPFISALQST	901.404	2	0.000	1.000
		DSPMGSMTPFISALQST	901.403	2	0.000	0.981
		DSPMGSMTPFISALQST	901.403	2	0.002	0.814
		DSPMGSMTPFISALQST	901.906	2	0.001	0.908
		DSPMGSMTPFISALQST	901.404	2	0.000	0.987
442352	Q96EQ8;	Peptide	M/z	z	q-val	P
		IIEEALIR	478.793	2	0.002	0.965
		IIEEALIR	478.793	2	0.000	1.000
		IIEEALIR	478.792	2	0.000	1.000
		IIEEALIR	478.792	2	0.000	1.000
		IIEEALIR	478.792	2	0.000	1.000
		IIEEALIR	478.792	2	0.000	1.000
		IIEEALIR	478.793	2	0.000	1.000
		IIEEALIR	478.793	2	0.000	0.983
		IIEEALIR	478.793	2	0.000	0.995
		IIEEALIR	478.792	2	0.000	0.999
442382	Q8WW35;	Peptide	M/z	z	q-val	P
		DADTDNYTH	526.202	2	0.000	1.000
		DADTDNYTH	526.200	2	0.001	0.791
		DADTDNYTH	526.201	2	0.002	0.809
		DADTDNYTH	526.201	2	0.003	0.433
		DADTDNYTH	526.202	2	0.000	0.985
442910	E9PCC0; Q9NY57; Q9NY57-2;	Peptide	M/z	z	q-val	P
		DIKPDNILL	520.803	2	0.001	0.949
		DIKPDNILL	520.803	2	0.001	0.973
		DIKPDNILL	520.803	2	0.001	0.970
		DIKPDNILL	520.803	2	0.000	1.000
		DIKPDNILL	520.803	2	0.000	0.991
		DIKPDNILL	520.803	2	0.001	0.936
		DIKPDNILL	520.803	2	0.000	1.000

ID	Indistinguishable (SameSet) Proteins	Peptide Spectrum Matches				
444737	Q9H5J8;	Peptide	M/z	z	q-val	P
		LAGDSFIVSSEFPVR	812.422	2	0.000	1.000
		LAGDSFIVSSEFPVR	812.425	2	0.000	1.000
		LAGDSFIVSSEFPVR	812.423	2	0.001	0.902
		LAGDSFIVSSEFPVR	812.421	2	0.001	0.632
444831	Q92686;	Peptide	M/z	z	q-val	P
		GPGPGGGPGGAGVARGGAGGGPSGD	909.924	2	0.000	1.000
		GPGPGGGPGGAGVARGGAGGGPSGD	909.922	2	0.000	1.000
		GPGPGGGPGGAGVARGGAGGGPSGD	909.928	2	0.000	1.000
444994	Q16650;	Peptide	M/z	z	q-val	P
		LSPVLDGVSELR	642.861	2	0.000	1.000
		LSPVLDGVSELR	642.862	2	0.002	0.995
		LSPVLDGVSELR	642.862	2	0.000	0.999
		LSPVLDGVSELR	642.862	2	0.000	1.000
		LSPVLDGVSELR	642.862	2	0.001	0.999
		LSPVLDGVSELR	642.862	2	0.002	0.974
		LSPVLDGVSELR	642.860	2	0.001	0.991
		LSPVLDGVSELR	642.860	2	0.001	0.995
		LSPVLDGVSELR	642.862	2	0.001	0.991
		LSPVLDGVSELR	642.862	2	0.000	1.000
		LSPVLDGVSELR	642.862	2	0.000	1.000
		LSPVLDGVSELR	642.862	2	0.000	1.000
		LSPVLDGVSELR	642.863	2	0.001	0.998
		LSPVLDGVSELR	642.861	2	0.006	0.580
		LSPVLDGVSELR	642.862	2	0.000	1.000
		LSPVLDGVSELR	642.861	2	0.001	0.999
		LSPVLDGVSELR	642.862	2	0.000	1.000
		LSPVLDGVSELR	642.862	2	0.000	1.000
		LSPVLDGVSELR	642.861	2	0.003	0.160
		LSPVLDGVSELR	642.862	2	0.000	1.000
		LSPVLDGVSELR	642.862	2	0.000	1.000
		LSPVLDGVSELR	642.862	2	0.004	0.101
LSPVLDGVSELR	642.862	2	0.000	0.999		
LSPVLDGVSELR	643.364	2	0.006	0.047		
445040	Q6ZS86; Q6ZS86-3;	Peptide	M/z	z	q-val	P
		DVKLTMGTGTFI	649.837	2	0.000	0.994
		DVKLTMGTGTFI	649.837	2	0.000	1.000
		DVKLTMGTGTFI	649.837	2	0.000	1.000
		DVKLTMGTGTFI	649.838	2	0.001	0.889

ID	Indistinguishable (SameSet) Proteins	Peptide Spectrum Matches				
		Peptide	M/z	z	q-val	P
445214	Q6PJ61;	Peptide	M/z	z	q-val	P
		DLYQLISPSR	596.323	2	0.001	0.925
		DLYQLISPSR	596.323	2	0.001	0.823
		DLYQLISPSR	596.323	2	0.000	1.000
		DLYQLISPSR	596.322	2	0.000	1.000
		DLYQLISPSR	596.322	2	0.001	0.885
445310	F5H1P7; O00463;	Peptide	M/z	z	q-val	P
		DQRLAVLEEETNKH	421.218	4	0.000	1.000
		DQRLAVLEEETNKH	421.218	4	0.000	1.000
		DQRLAVLEEETNKH	421.218	4	0.000	1.000
445320	B8ZZ93; B8ZZH7; C9JKY0; F8WCL7; Q9C086;	Peptide	M/z	z	q-val	P
		DALEKGELDDNG	638.290	2	0.003	0.364
		DALEKGELDDNG	638.288	2	0.001	0.793
		DALEKGELDDNG	638.288	2	0.000	1.000
445415	E9PAU7; E9PAY2; Q9HAJ7;	Peptide	M/z	z	q-val	P
		DQKSEGGKQLE	609.802	2	0.000	0.982
		DQKSEGGKQLE	609.801	2	0.000	1.000

ID	Indistinguishable (Sameset) Proteins	Peptide Spectrum Matches				
		Peptide	M/z	z	q-val	P
445767	O00585; Q5VZ73;	AILFLPR	415.267	2	0.001	0.919
		AILFLPR	415.269	2	0.001	0.937
		AILFLPR	415.269	2	0.001	0.876
		AILFLPR	415.269	2	0.000	0.998
		AILFLPR	415.269	2	0.007	0.797
		AILFLPR	415.268	2	0.001	0.996
		AILFLPR	415.270	2	0.009	0.663
		AILFLPR	415.269	2	0.007	0.656
		AILFLPR	415.269	2	0.007	0.632
		AILFLPR	415.268	2	0.007	0.713
		AILFLPR	415.269	2	0.001	0.999
		AILFLPR	415.268	2	0.005	0.807
		AILFLPR	415.269	2	0.001	0.997
		AILFLPR	415.269	2	0.001	0.999
		AILFLPR	415.269	2	0.006	0.750
		AILFLPR	415.269	2	0.009	0.781
		AILFLPR	415.269	2	0.007	0.872
		AILFLPR	415.268	2	0.008	0.677
		AILFLPR	415.269	2	0.006	0.862
		AILFLPR	415.268	2	0.009	0.658
		AILFLPR	415.268	2	0.000	0.998
		AILFLPR	415.269	2	0.007	0.801
		AILFLPR	415.269	2	0.006	0.850
		AILFLPR	415.269	2	0.001	0.999
		AILFLPR	415.269	2	0.001	0.999
		AILFLPR	415.269	2	0.009	0.678
		AILFLPR	415.269	2	0.006	0.854
		AILFLPR	415.268	2	0.009	0.789
		AILFLPR	415.269	2	0.009	0.708
		AILFLPR	415.269	2	0.006	0.909
		AILFLPR	415.269	2	0.008	0.786
		AILFLPR	415.269	2	0.007	0.773
		AILFLPR	415.269	2	0.001	0.996
		AILFLPR	415.269	2	0.001	0.998
		AILFLPR	415.269	2	0.009	0.664
		AILFLPR	415.269	2	0.000	0.999
AILFLPR	415.269	2	0.001	0.998		
AILFLPR	415.269	2	0.002	0.959		
AILFLPR	415.268	2	0.001	0.977		
AILFLPR	415.269	2	0.006	0.839		

ID	Indistinguishable (Sameset) Proteins	Peptide Spectrum Matches				
		Peptide	Score	Count	Probability	
		AILFLPR	415.268	2	0.001	0.998
		AILFLPR	415.269	2	0.001	0.998
		AILFLPR	415.269	2	0.001	0.999
		AILFLPR	415.268	2	0.007	0.760
		AILFLPR	415.269	2	0.008	0.123
		AILFLPR	415.268	2	0.001	0.649
		AILFLPR	415.269	2	0.007	0.151
		AILFLPR	415.268	2	0.002	0.584
		AILFLPR	415.269	2	0.010	0.064
		AILFLPR	415.269	2	0.010	0.111
		AILFLPR	415.269	2	0.007	0.766
		AILFLPR	415.269	2	0.008	0.731
		AILFLPR	415.269	2	0.007	0.759
		AILFLPR	415.268	2	0.007	0.770
		AILFLPR	415.269	2	0.009	0.747
		AILFLPR	415.269	2	0.006	0.763
		AILFLPR	415.269	2	0.000	0.998
		AILFLPR	415.269	2	0.000	0.998
		AILFLPR	415.269	2	0.004	0.866
		AILFLPR	415.269	2	0.000	0.999
		AILFLPR	415.268	2	0.001	0.985
		AILFLPR	415.269	2	0.002	0.981
		AILFLPR	415.269	2	0.006	0.214
		AILFLPR	415.269	2	0.005	0.234
		AILFLPR	415.269	2	0.005	0.830
		AILFLPR	415.269	2	0.005	0.843
		AILFLPR	415.268	2	0.002	0.981
		AILFLPR	415.269	2	0.009	0.559
		AILFLPR	415.268	2	0.010	0.432
		AILFLPR	415.269	2	0.000	0.998
		AILFLPR	415.269	2	0.004	0.848
		AILFLPR	415.269	2	0.005	0.787
		AILFLPR	415.268	2	0.000	0.998
		AILFLPR	415.268	2	0.000	0.999
		AILFLPR	415.269	2	0.001	0.989
		AILFLPR	415.269	2	0.001	0.983
		AILFLPR	415.269	2	0.001	0.998
		AILFLPR	415.268	2	0.000	0.999
		AILFLPR	415.268	2	0.000	0.997
		AILFLPR	415.268	2	0.000	0.999
		AILFLPR	415.268	2	0.000	0.999

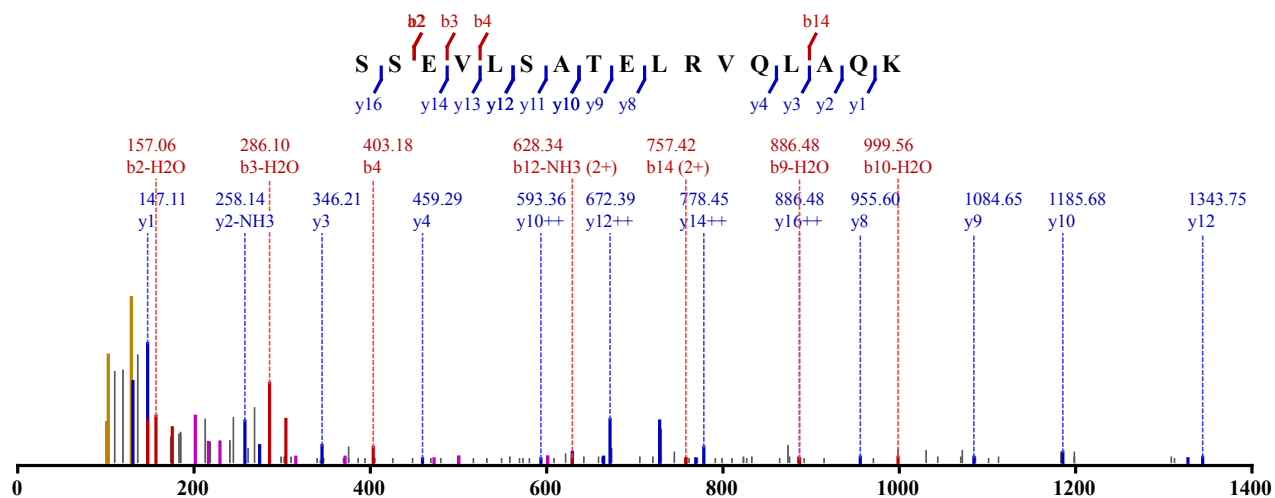
ID	Indistinguishable (SameSet) Proteins	Peptide Spectrum Matches				
		Peptide	Count	Score	Probability	
		AILFLPR	415.268	2	0.000	1.000
		AILFLPR	415.268	2	0.000	0.998
		AILFLPR	415.268	2	0.000	0.996
		AILFLPR	415.268	2	0.001	0.978
		AILFLPR	415.268	2	0.000	0.998
		AILFLPR	415.268	2	0.000	1.000
		AILFLPR	415.268	2	0.000	0.998
		AILFLPR	415.268	2	0.001	0.700
		AILFLPR	415.268	2	0.000	0.999
		AILFLPR	415.268	2	0.000	1.000
		AILFLPR	415.269	2	0.000	1.000
		AILFLPR	415.268	2	0.000	0.999
		AILFLPR	415.268	2	0.000	0.999
		AILFLPR	415.268	2	0.000	1.000
		AILFLPR	415.268	2	0.000	1.000
		AILFLPR	415.268	2	0.000	0.998
		AILFLPR	415.268	2	0.000	0.999
		AILFLPR	415.268	2	0.000	0.998
		AILFLPR	415.268	2	0.000	0.994
		AILFLPR	415.268	2	0.001	0.976
		AILFLPR	415.268	2	0.000	1.000
		AILFLPR	415.268	2	0.000	1.000
		AILFLPR	415.268	2	0.000	1.000
		AILFLPR	415.268	2	0.000	1.000
		AILFLPR	415.268	2	0.000	1.000
		AILFLPR	415.268	2	0.000	1.000
		AILFLPR	415.268	2	0.000	0.999
		AILFLPR	415.268	2	0.001	0.978
		AILFLPR	415.268	2	0.001	0.917
		AILFLPR	415.268	2	0.001	0.843
		AILFLPR	415.268	2	0.001	0.907
		AILFLPR	415.268	2	0.001	0.802
		AILFLPR	415.268	2	0.001	0.910
		AILFLPR	415.268	2	0.001	0.954
		AILFLPR	415.268	2	0.001	0.861
		AILFLPR	415.268	2	0.001	0.934
		AILFLPR	415.268	2	0.001	0.809
		AILFLPR	415.268	2	0.001	0.941
		AILFLPR	415.268	2	0.001	0.843
		AILFLPR	415.268	2	0.001	0.943
		AILFLPR	415.268	2	0.001	0.927

ID	Indistinguishable (SameSet) Proteins	Peptide Spectrum Matches				
		Peptide	M/z	z	q-val	P
		AILFLPR	415.268	2	0.000	0.992
		AILFLPR	415.268	2	0.001	0.935
		AILFLPR	415.268	2	0.001	0.784
		AILFLPR	415.268	2	0.001	0.959
		AILFLPR	415.268	2	0.000	0.986
		AILFLPR	415.268	2	0.000	0.986
		AILFLPR	415.268	2	0.001	0.873
		AILFLPR	415.268	2	0.001	0.943
446179	C9JHN9; O00182; O00182-2; Q3B8N2; Q3B8N2-2; Q6DKI2; Q8WYQ7;	Peptide	M/z	z	q-val	P
		DIQLTHVQT	527.780	2	0.001	0.888
		DIQLTHVQT	527.780	2	0.001	0.779
		DIQLTHVQT	527.779	2	0.000	1.000
446187	Q9HB65;	Peptide	M/z	z	q-val	P
		AIHSAEQQHAYEQDFETDYAEYR	701.560	4	0.002	0.337
		AIHSAEQQHAYEQDFETDYAEYR	701.057	4	0.000	1.000
446254	E9PIE2;	Peptide	M/z	z	q-val	P
		NFVATLANGMSLQPPLLEE	965.982	2	0.007	0.922
		NFVATLANGMSLQPPLLEE	966.487	2	0.003	0.991
		NFVATLANGMSLQPPLLEE	965.982	2	0.000	1.000
		NFVATLANGMSLQPPLLEE	965.984	2	0.000	1.000
		NFVATLANGMSLQPPLLEE	965.983	2	0.000	1.000
		NFVATLANGMSLQPPLLEE	965.983	2	0.002	0.998
		NFVATLANGMSLQPPLLEE	965.982	2	0.002	0.996
		NFVATLANGMSLQPPLLEE	965.985	2	0.002	0.984
		NFVATLANGMSLQPPLLEE	965.979	2	0.005	0.859
		NFVATLANGMSLQPPLLEE	965.983	2	0.000	1.000
		NFVATLANGMSLQPPLLEE	965.985	2	0.005	0.995
		NFVATLANGMSLQPPLLEE	965.984	2	0.000	1.000
		NFVATLANGMSLQPPLLEE	965.983	2	0.000	1.000
		NFVATLANGMSLQPPLLEE	965.985	2	0.000	1.000
		NFVATLANGMSLQPPLLEE	965.982	2	0.006	0.911
		NFVATLANGMSLQPPLLEE	973.981	2	0.006	0.934
		NFVATLANGMSLQPPLLEE	973.982	2	0.007	0.913
		NFVATLANGMSLQPPLLEE	973.981	2	0.005	0.964
		NFVATLANGMSLQPPLLEE	973.980	2	0.006	0.931
NFVATLANGMSLQPPLLEE	973.981	2	0.010	0.758		
446404	Q8WYZ0; Q9NRY6;	Peptide	M/z	z	q-val	P
		FLVQIDQILIHQKAERVE	545.561	4	0.000	1.000

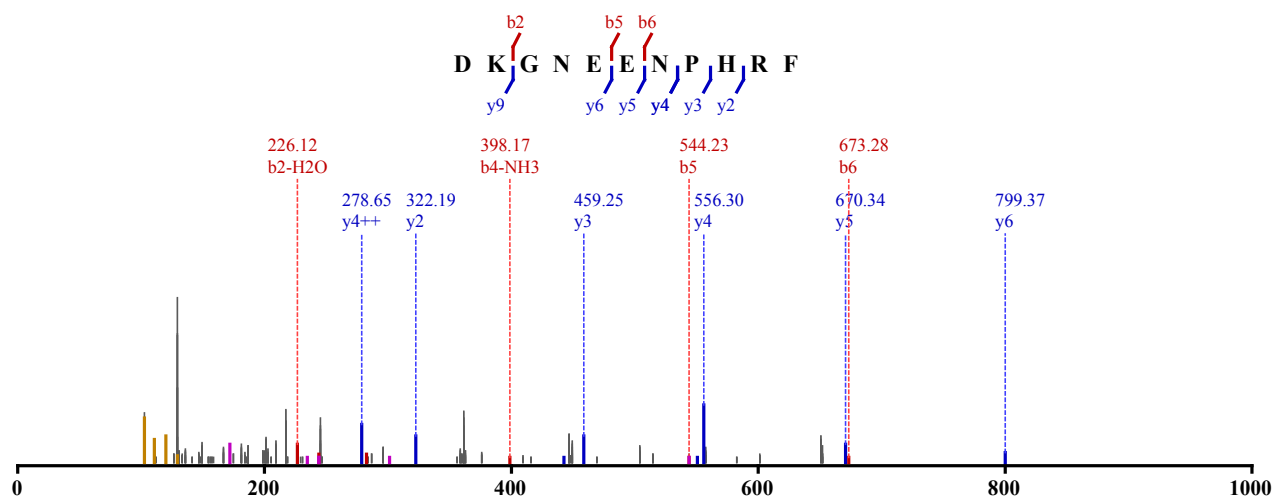
ID	Indistinguishable (SameSet) Proteins	Peptide Spectrum Matches				
446414	Q5QPG6; Q9BUV8; Q9BUV8-2; Q9BUV8-3; Q9BUV8-4;	Peptide	M/z	z	q-val	P
		RKEEPPQPQLANGALK	592.999	3	0.007	0.688
		RKEEPPQPQLANGALK	592.665	3	0.002	0.988
		RKEEPPQPQLANGALK	592.665	3	0.005	0.888
		RKEEPPQPQLANGALK	592.664	3	0.001	0.996
		RKEEPPQPQLANGALK	592.664	3	0.006	0.042
		RKEEPPQPQLANGALK	592.663	3	0.000	1.000
		RKEEPPQPQLANGALK	592.664	3	0.000	1.000
446443	O14668;	Peptide	M/z	z	q-val	P
		DSSGLSPGFLGYVVGRS	849.430	2	0.000	0.998
		DSSGLSPGFLGYVVGRS	849.427	2	0.000	0.997
		DSSGLSPGFLGYVVGRS	849.430	2	0.010	0.089
		DSSGLSPGFLGYVVGRS	849.427	2	0.000	0.995
		DSSGLSPGFLGYVVGRS	849.427	2	0.000	0.981
		DSSGLSPGFLGYVVGRS	849.428	2	0.000	1.000
		DSSGLSPGFLGYVVGRS	849.427	2	0.000	1.000
		DSSGLSPGFLGYVVGRS	849.427	2	0.001	0.752
		DSSGLSPGFLGYVVGRS	849.428	2	0.000	1.000
		DSSGLSPGFLGYVVGRS	849.431	2	0.000	1.000
		DSSGLSPGFLGYVVGRS	849.429	2	0.001	0.856
		DSSGLSPGFLGYVVGRS	849.430	2	0.000	1.000
		DSSGLSPGFLGYVVGRS	849.430	2	0.000	0.978
		DSSGLSPGFLGYVVGRS	849.429	2	0.000	1.000
		DSSGLSPGFLGYVVGRS	850.430	2	0.005	0.237
		DSSGLSPGFLGYVVGRS	849.932	2	0.009	0.127
446565	O95631;	Peptide	M/z	z	q-val	P
		LHTFGDENEDDSELAR	616.606	3	0.000	1.000
		LHTFGDENEDDSELAR	616.607	3	0.000	1.000
		LHTFGDENEDDSELAR	616.607	3	0.000	1.000
446588	B1AHJ6; B1AHJ7; O60704;	Peptide	M/z	z	q-val	P
		AMPLIFVGGVPR	636.860	2	0.001	0.754
		AMPLIFVGGVPR	636.860	2	0.000	1.000
		AMPLIFVGGVPR	636.860	2	0.000	0.998
		AMPLIFVGGVPR	636.860	2	0.000	0.993
		AMPLIFVGGVPR	636.860	2	0.003	0.202
		AMPLIFVGGVPR	636.860	2	0.000	0.997
		AMPLIFVGGVPR	636.861	2	0.000	1.000
		AMPLIFVGGVPR	636.861	2	0.001	0.571
AMPLIFVGGVPR	636.859	2	0.004	0.119		

ID	Indistinguishable (Sameset) Proteins	Peptide Spectrum Matches				
		Peptide	M/z	z	q-val	P
446604	G3V1K2; Q9Y2B1;	Peptide	M/z	z	q-val	P
		SMGAPFIFIK	563.802	2	0.001	0.847
		SMGAPFIFIK	563.802	2	0.000	1.000
		SMGAPFIFIK	563.802	2	0.000	0.999
		SMGAPFIFIK	563.802	2	0.001	0.938
		SMGAPFIFIK	564.304	2	0.001	0.946
		SMGAPFIFIK	563.802	2	0.000	0.991
		SMGAPFIFIK	563.802	2	0.000	1.000
		SMGAPFIFIK	563.802	2	0.001	0.982
		SMGAPFIFIK	564.303	2	0.001	0.959
		SMGAPFIFIK	563.802	2	0.001	0.731
		SMGAPFIFIK	563.803	2	0.001	0.966
		SMGAPFIFIK	563.802	2	0.000	0.992
		SMGAPFIFIK	563.802	2	0.001	0.925
		SMGAPFIFIK	563.802	2	0.001	0.990
		SMGAPFIFIK	563.302	2	0.006	0.064
		SMGAPFIFIK	563.801	2	0.000	0.967
		SMGAPFIFIK	563.803	2	0.001	0.568
		SMGAPFIFIK	563.801	2	0.006	0.069
		SMGAPFIFIK	563.802	2	0.002	0.424
SMGAPFIFIK	563.802	2	0.001	0.764		
446610	Q9P2J9;	Peptide	M/z	z	q-val	P
		HAIGNNEYGEMEAER	579.585	3	0.000	1.000
		HAIGNNEYGEMEAER	579.251	3	0.000	1.000
		HAIGNNEYGEMEAER	579.254	3	0.001	0.841
		HAIGNNEYGEMEAER	579.250	3	0.000	0.998
		HAIGNNEYGEMEAER	579.251	3	0.001	0.923
		HAIGNNEYGEMEAER	579.250	3	0.000	1.000
446613	B7WNH4; E9PLH2; E9PNA8; E9PP42; Q9BQ49;	Peptide	M/z	z	q-val	P
		DTQGFGEESREPSTG	798.842	2	0.005	0.230
		DTQGFGEESREPSTG	798.841	2	0.001	0.963
		DTQGFGEESREPSTG	798.842	2	0.001	0.923
		DTQGFGEESREPSTG	798.843	2	0.000	1.000
		DTQGFGEESREPSTG	798.843	2	0.000	1.000
		DTQGFGEESREPSTG	798.843	2	0.000	1.000
		DTQGFGEESREPSTG	798.842	2	0.000	1.000
		DTQGFGEESREPSTG	798.843	2	0.000	1.000
		DTQGFGEESREPSTG	799.344	2	0.001	0.929
DTQGFGEESREPSTG	798.842	2	0.000	1.000		

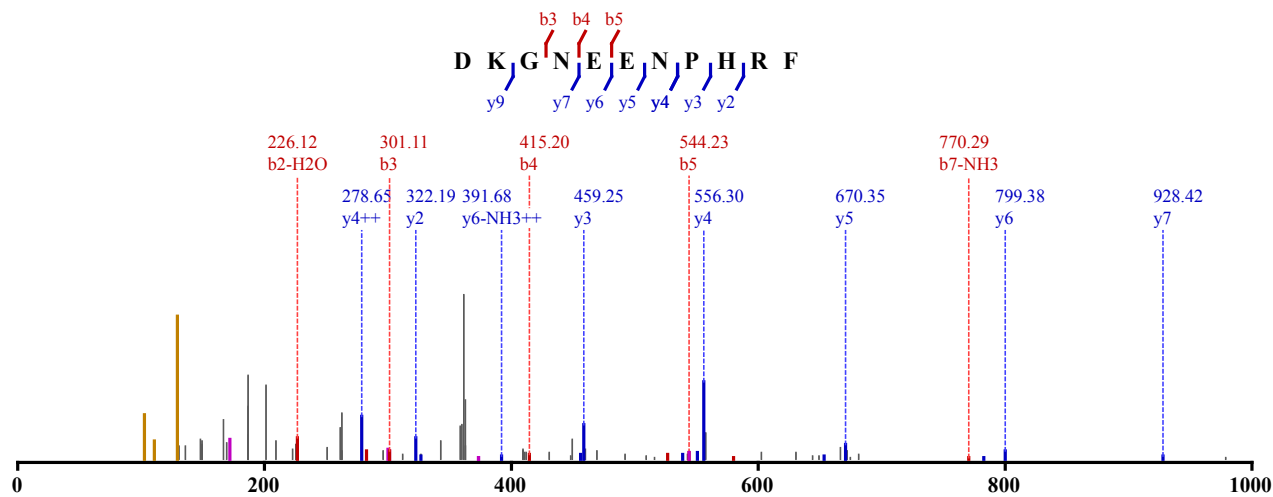
Not Modified
 Identified in MSS485 with qvalue 0.00
 Charge: 3, Exp. m/z: 620.345, Calc. m/z: 620.347
 Data File: HeLa_LysC_80pcACN_HCD_3, Scans: 36026 - 36026



Not Modified
 Identified in MSS128 with qvalue 0.00
 Charge: 3, Exp. m/z: 448.209, Calc. m/z: 448.211
 Data File: HeLa_AspN_HCD_1, Scans: 7654 - 7654



Not Modified
 Identified in MSS479 with qvalue 0.00
 Charge: 3, Exp. m/z: 448.210, Calc. m/z: 448.211
 Data File: HeLa_AspN_pH11_HCD_1, Scans: 7301 - 7301

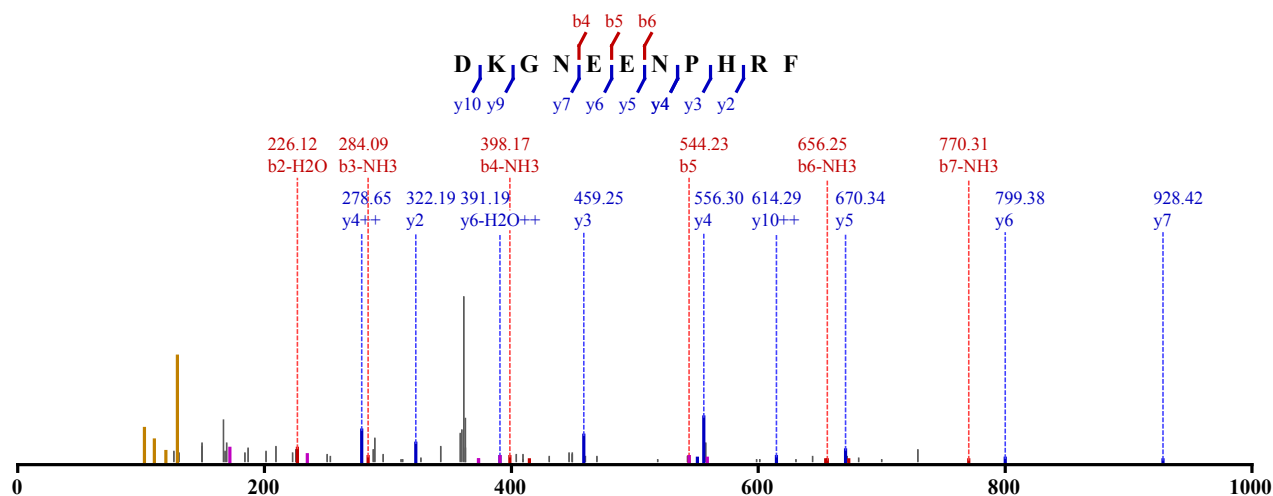


Not Modified

Identified in MSS479 with qvalue 0.00

Charge: 3, Exp. m/z: 448.209, Calc. m/z: 448.211

Data File: HeLa_AspN_pH11_HCD_3, Scans: 6028 - 6028

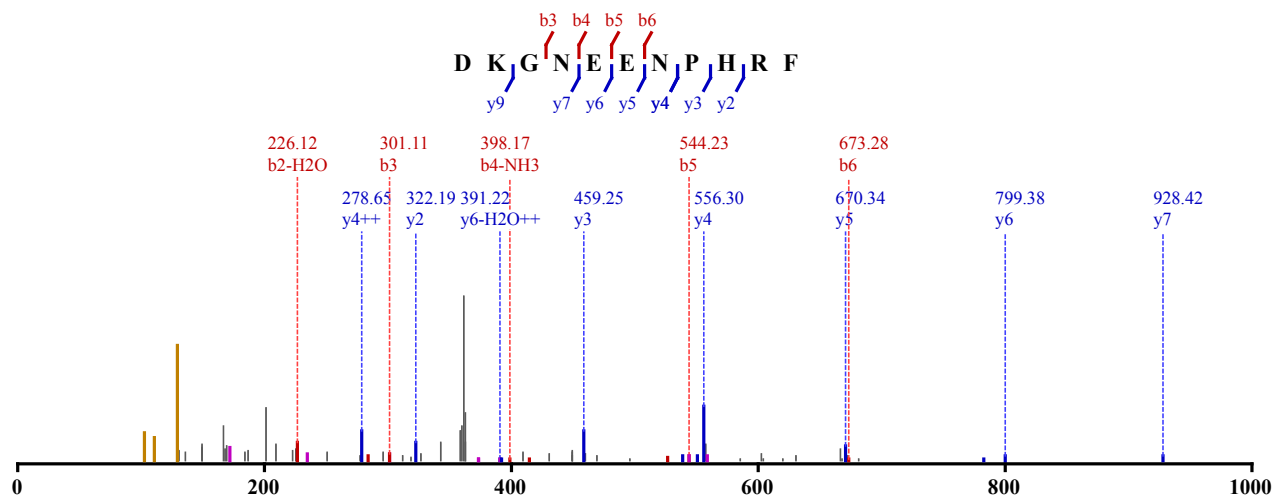


Not Modified

Identified in MSS479 with qvalue 0.00

Charge: 3, Exp. m/z: 448.209, Calc. m/z: 448.211

Data File: HeLa_AspN_pH11_HCD_2, Scans: 6104 - 6104

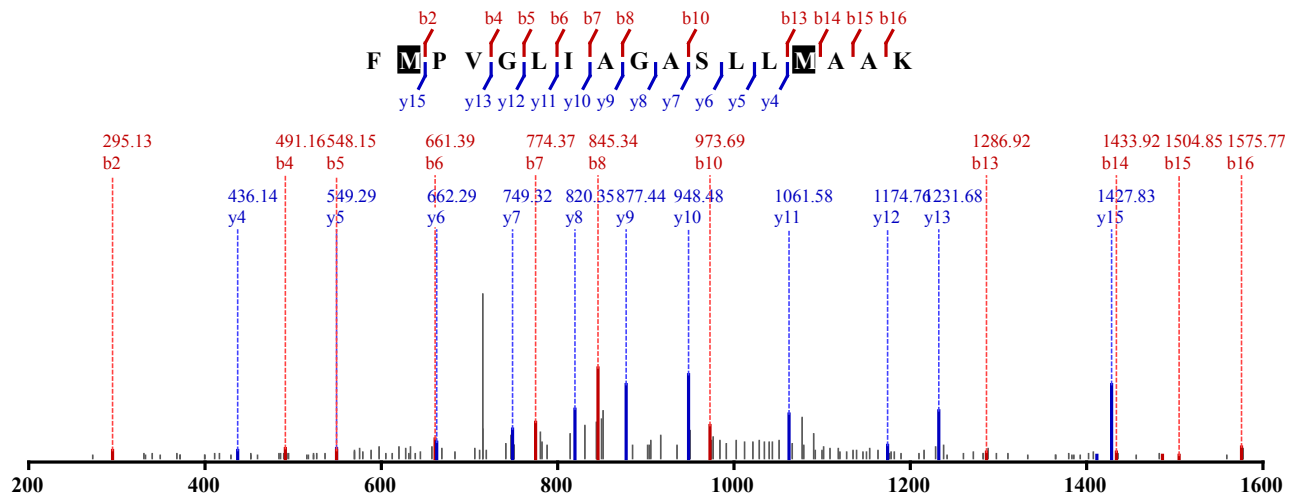


2 x Oxidation (M)

Identified in MSS480 with qvalue 0.00

Charge: 2, Exp. m/z: 861.471, Calc. m/z: 861.467

Data File: HeLa_try_80pcACN_CID_3xload_2, Scans: 45371 - 45371

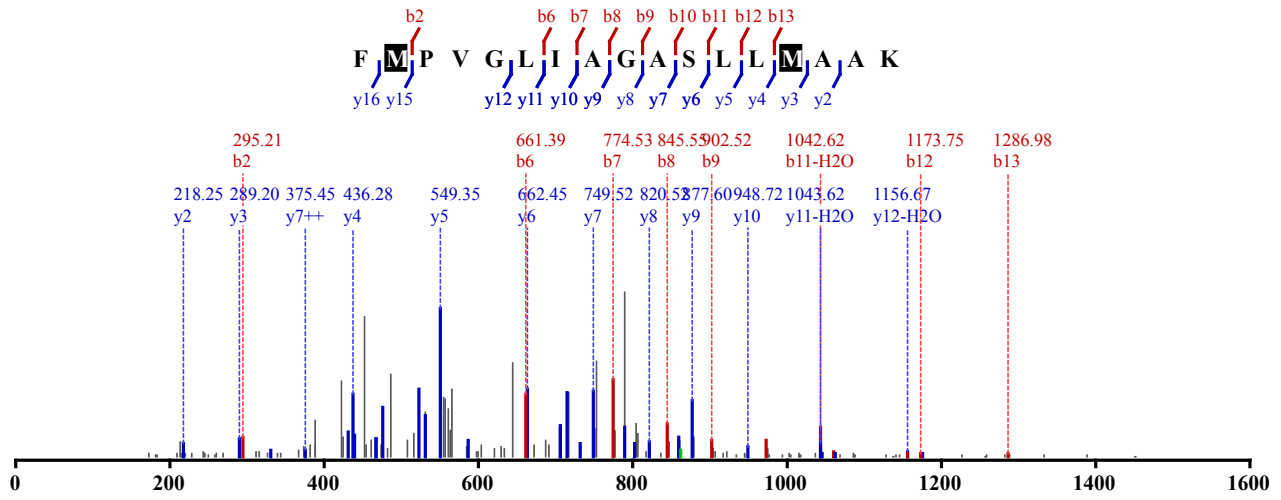


2 x Oxidation (M)

Identified in MSS480 with qvalue 0.00

Charge: 3, Exp. m/z: 574.650, Calc. m/z: 574.651

Data File: HeLa_try_80pcACN_CID_3xload, Scans: 49427 - 49427

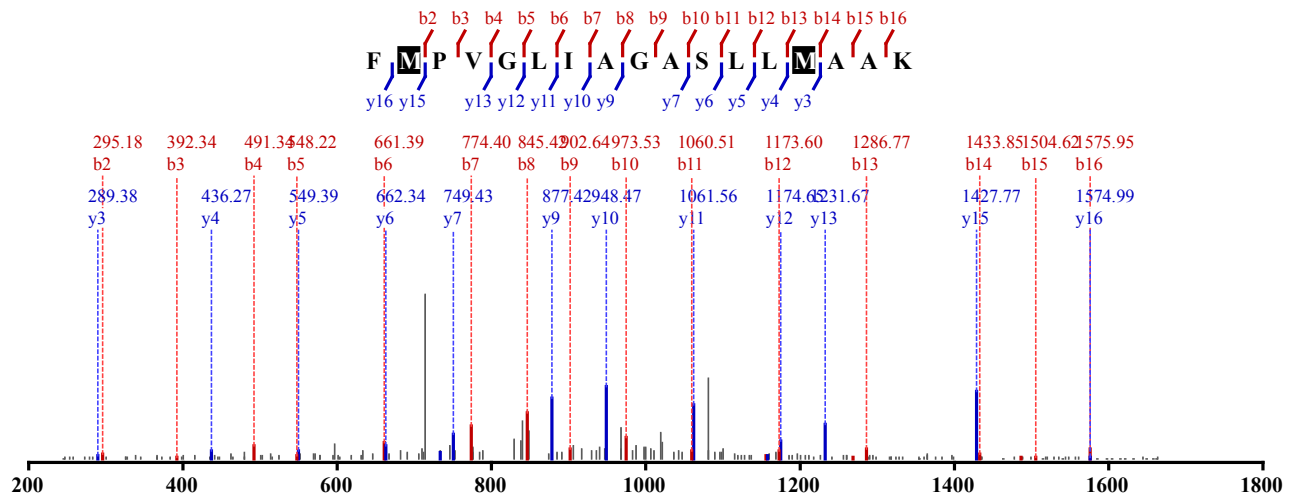


2 x Oxidation (M)

Identified in MSS480 with qvalue 0.00

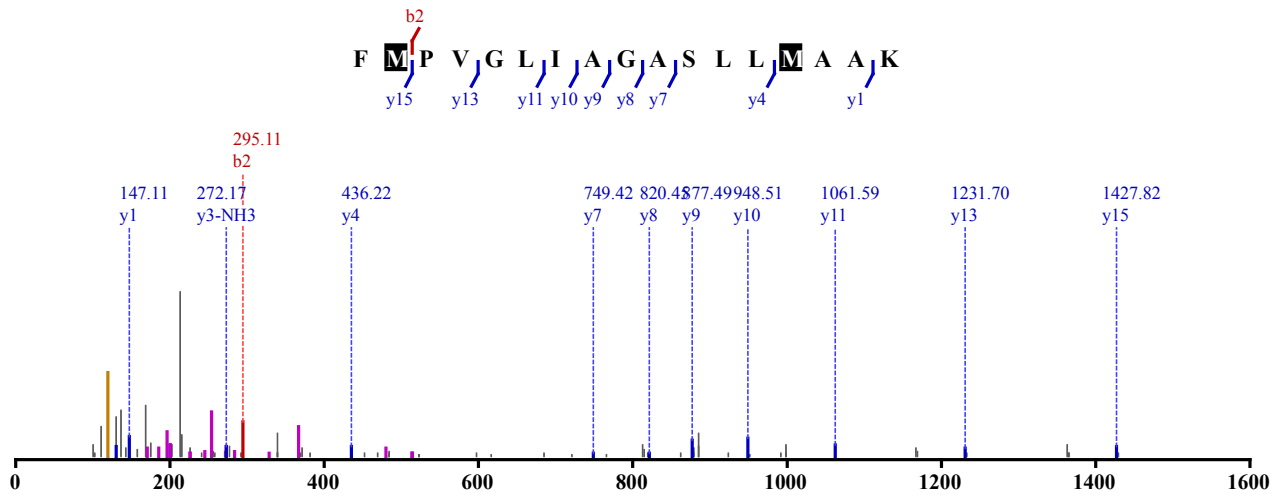
Charge: 2, Exp. m/z: 861.475, Calc. m/z: 861.472

Data File: HeLa_try_80pcACN_CID_3xload, Scans: 49447 - 49447

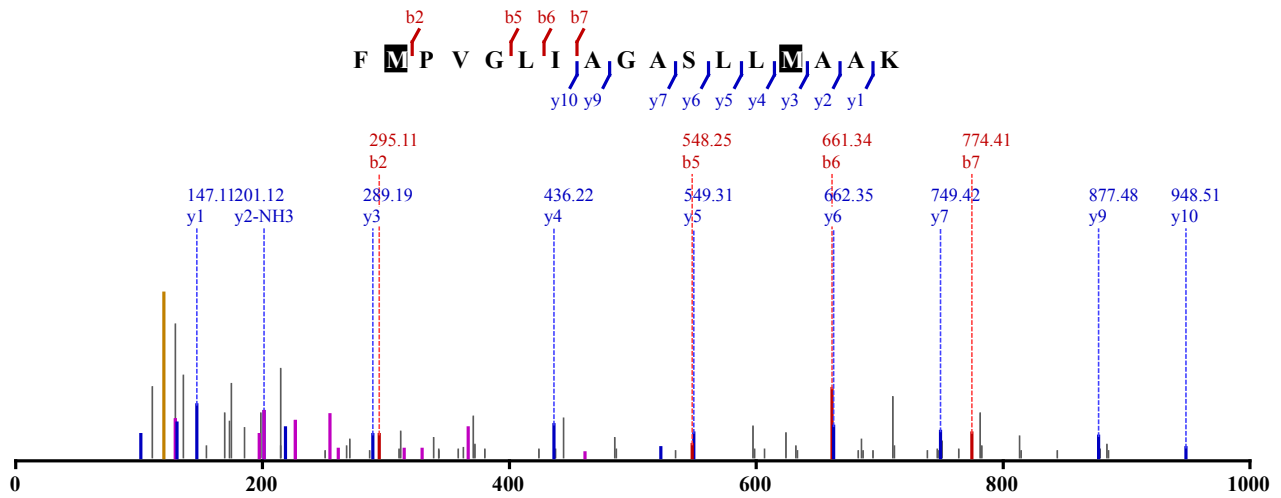


2 x Oxidation (M)

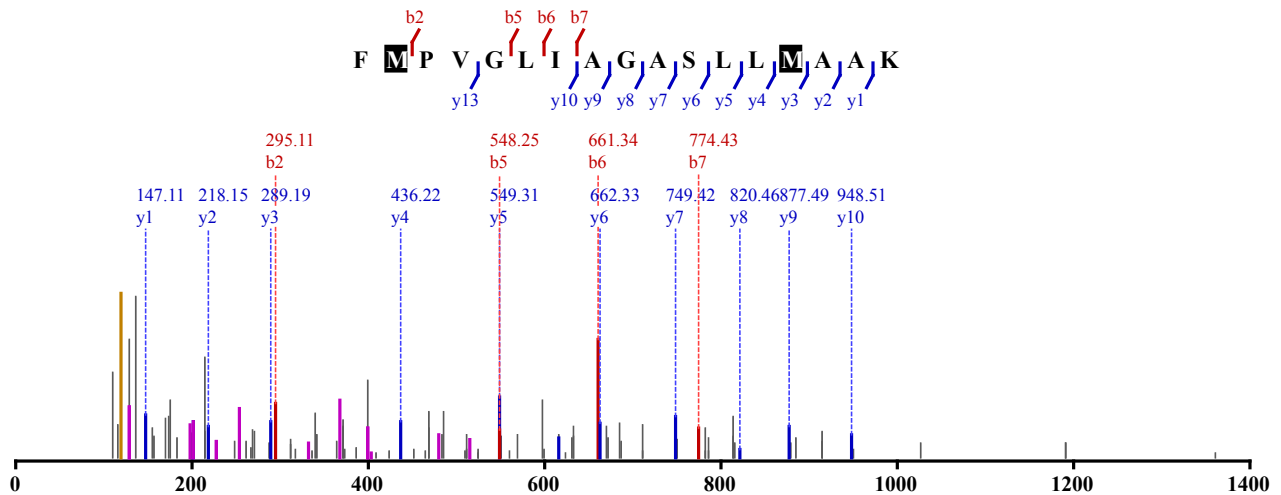
Identified in MSS484 with qvalue 0.00
 Charge: 2, Exp. m/z: 861.471, Calc. m/z: 861.472
 Data File: HeLa_Try_80pcACN_HCD_1, Scans: 56805 - 56805



2 x Oxidation (M)
 Identified in MSS484 with qvalue 0.00
 Charge: 3, Exp. m/z: 574.649, Calc. m/z: 574.651
 Data File: HeLa_Try_80pcACN_HCD_1, Scans: 56736 - 56736



2 x Oxidation (M)
 Identified in MSS484 with qvalue 0.00
 Charge: 3, Exp. m/z: 574.649, Calc. m/z: 574.651
 Data File: HeLa_Try_80pcACN_HCD_2, Scans: 56438 - 56438

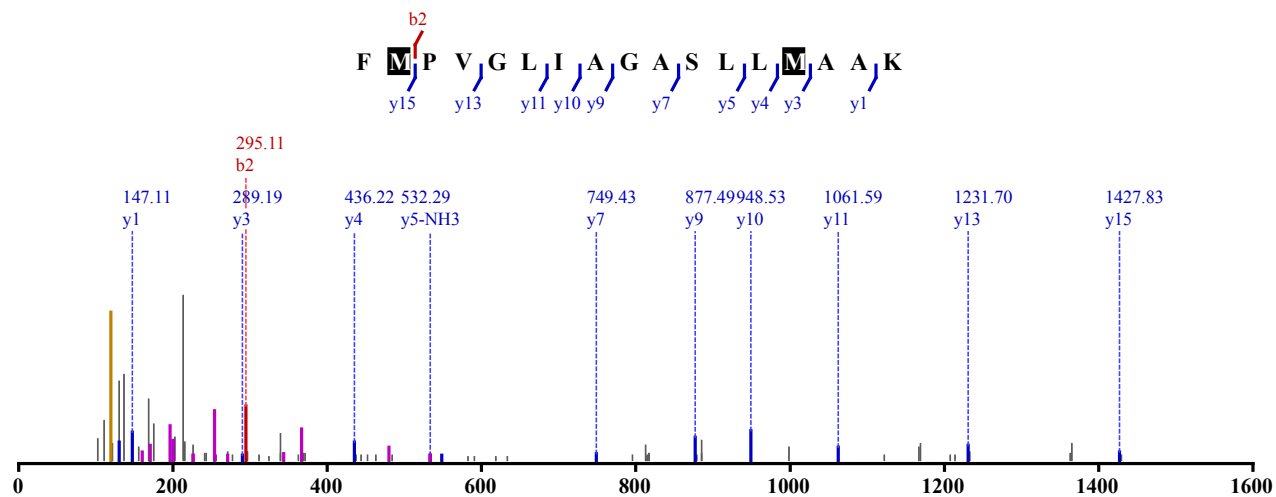


2 x Oxidation (M)

Identified in MSS484 with qvalue 0.00

Charge: 2, Exp. m/z: 861.471, Calc. m/z: 861.472

Data File: HeLa_Try_80pcACN_HCD_3, Scans: 54759 - 54759

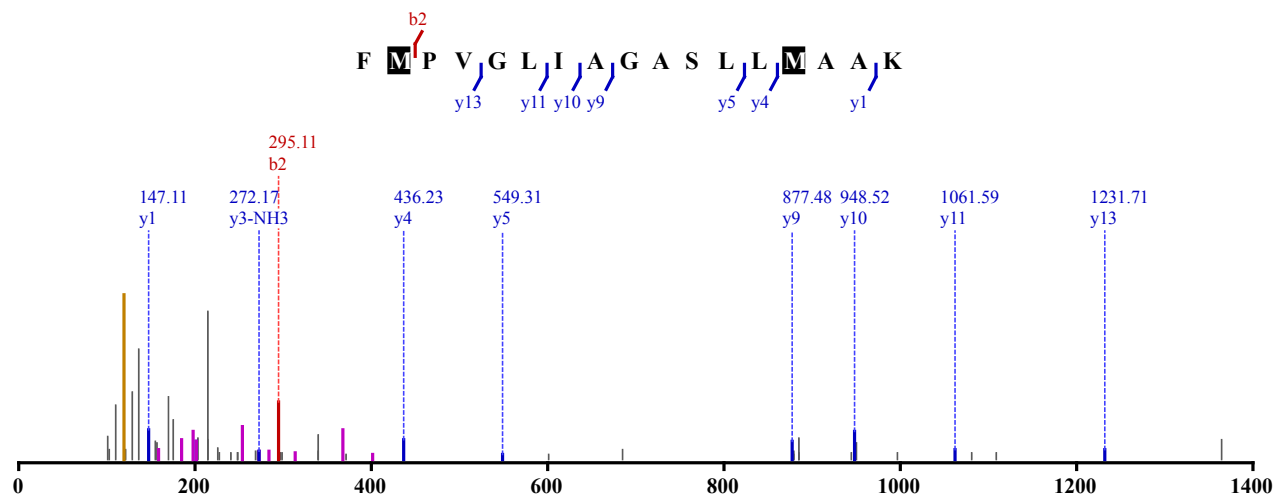


2 x Oxidation (M)

Identified in MSS484 with qvalue 0.00

Charge: 2, Exp. m/z: 861.471, Calc. m/z: 861.467

Data File: HeLa_Try_80pcACN_HCD_1, Scans: 56734 - 56734

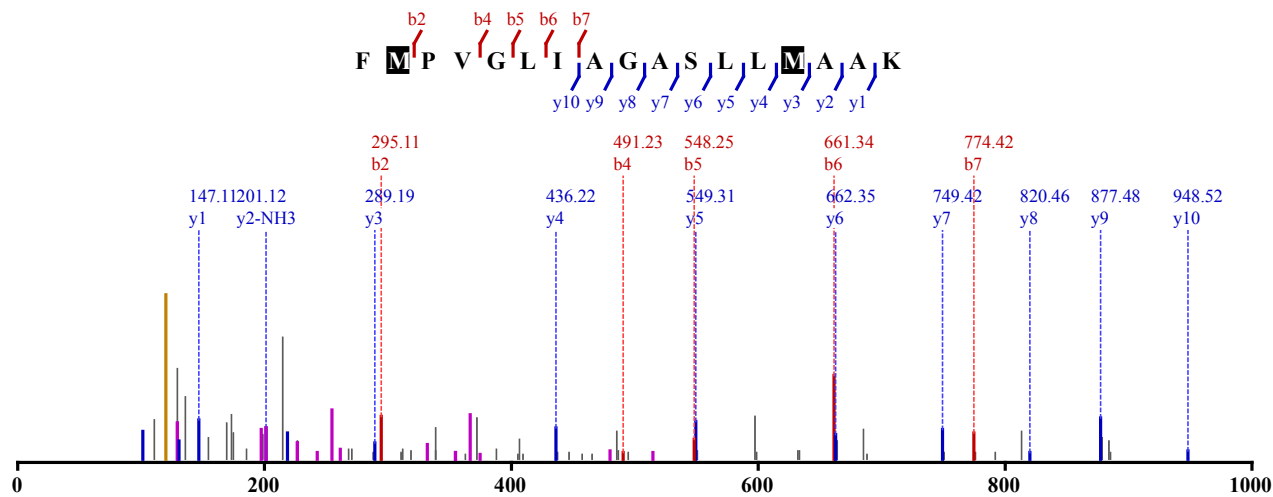


2 x Oxidation (M)

Identified in MSS484 with qvalue 0.00

Charge: 3, Exp. m/z: 574.650, Calc. m/z: 574.647

Data File: HeLa_Try_80pcACN_HCD_1, Scans: 56818 - 56818

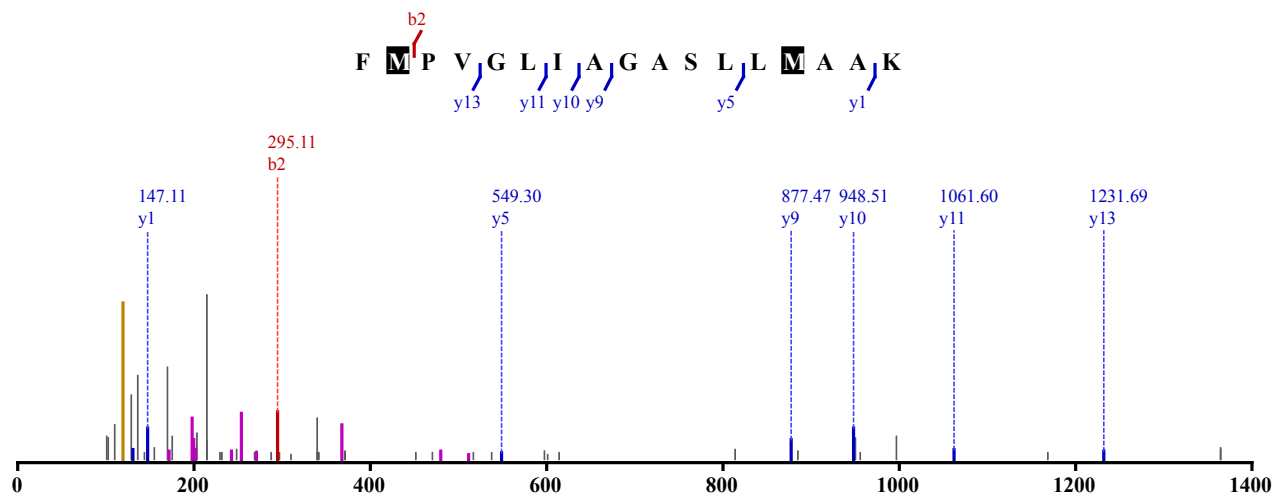


2 x Oxidation (M)

Identified in MSS484 with qvalue 0.01

Charge: 2, Exp. m/z: 861.473, Calc. m/z: 861.467

Data File: HeLa_Try_80pcACN_HCD_2, Scans: 56428 - 56428

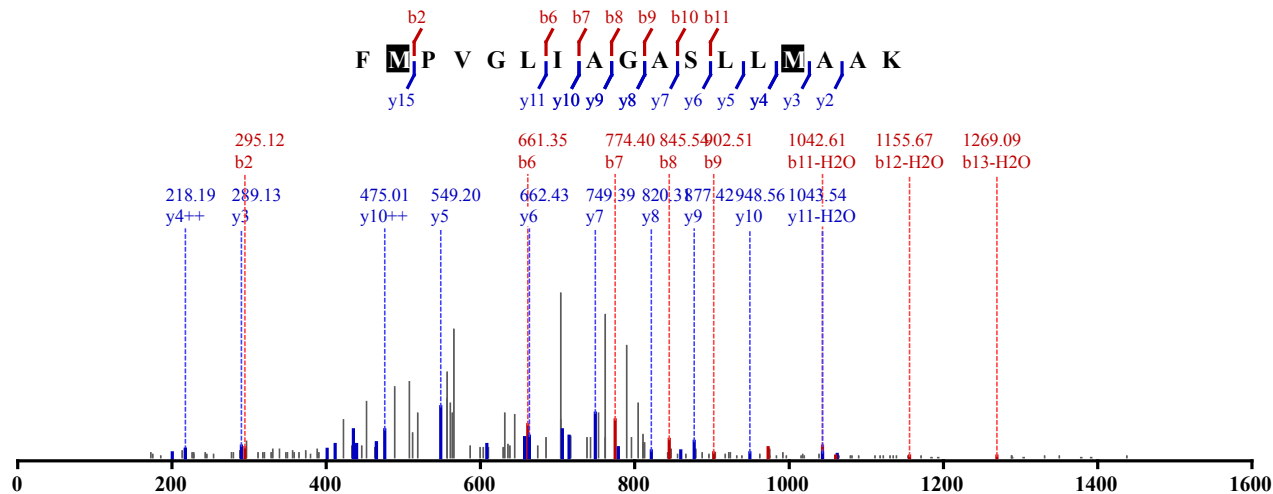


2 x Oxidation (M)

Identified in MSS488 with qvalue 0.00

Charge: 3, Exp. m/z: 574.649, Calc. m/z: 574.647

Data File: HeLa_chy-try_80pcACN_CID_3xload, Scans: 63829 - 63829

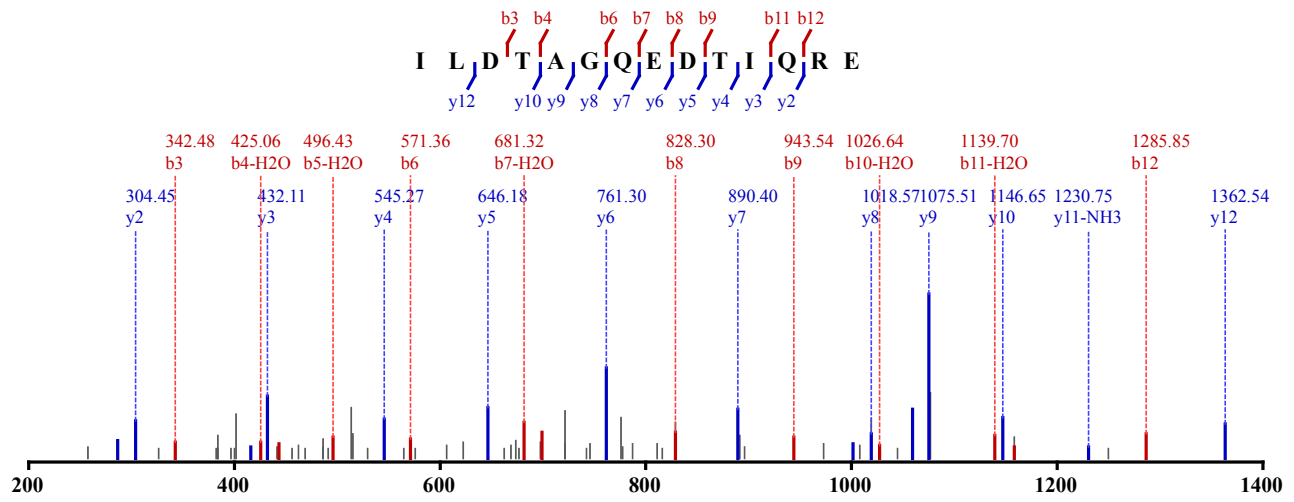


Not Modified

Identified in MSS482 with qvalue 0.00

Charge: 2, Exp. m/z: 794.895, Calc. m/z: 794.897

Data File: HeLa_GluC_pH4_CID_3xload_2, Scans: 12325 - 12325

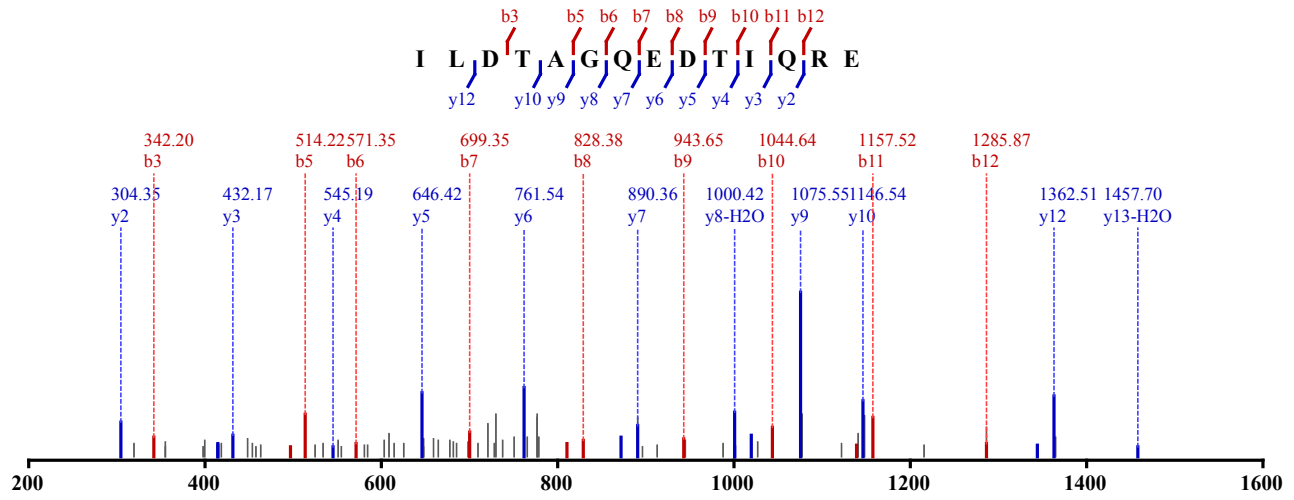


Not Modified

Identified in MSS482 with qvalue 0.00

Charge: 2, Exp. m/z: 794.896, Calc. m/z: 794.897

Data File: HeLa_GluC_pH4_CID_3xload_3, Scans: 12175 - 12175

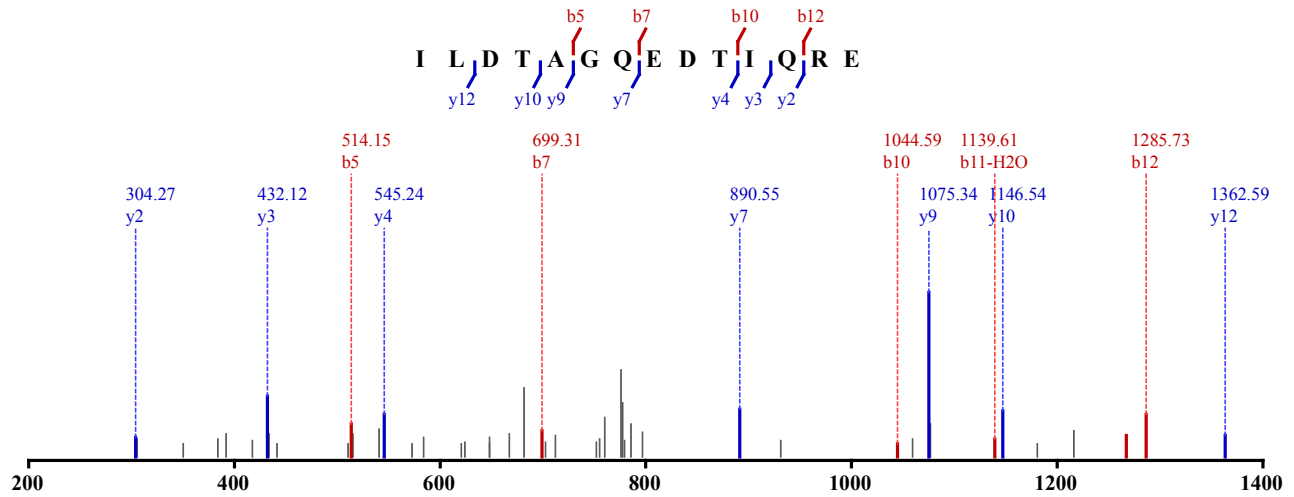


Not Modified

Identified in MSS482 with qvalue 0.00

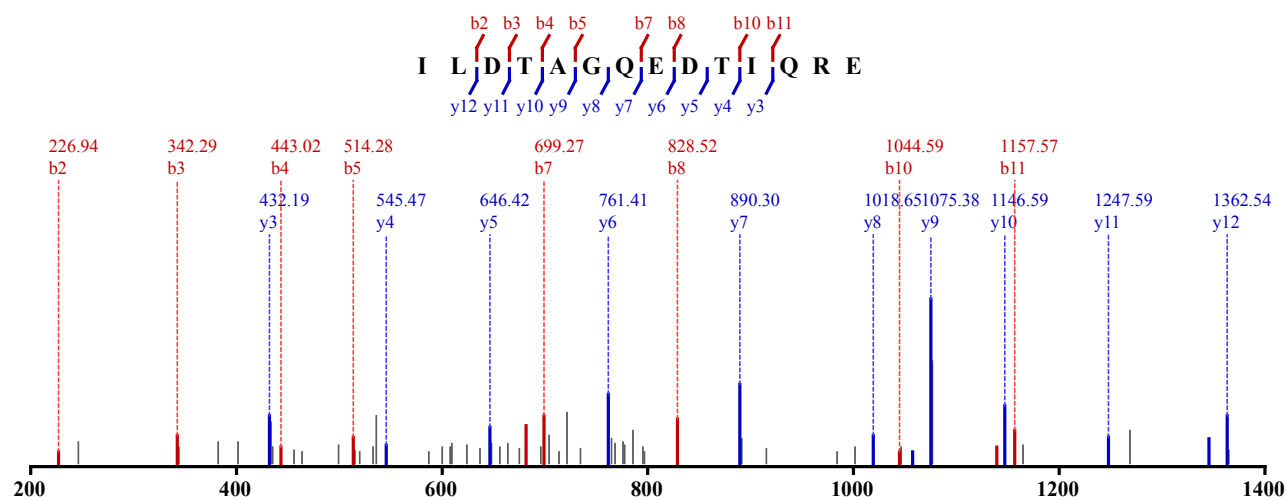
Charge: 2, Exp. m/z: 794.895, Calc. m/z: 794.897

Data File: HeLa_GluC_pH4_CID_3xload_3, Scans: 12239 - 12239

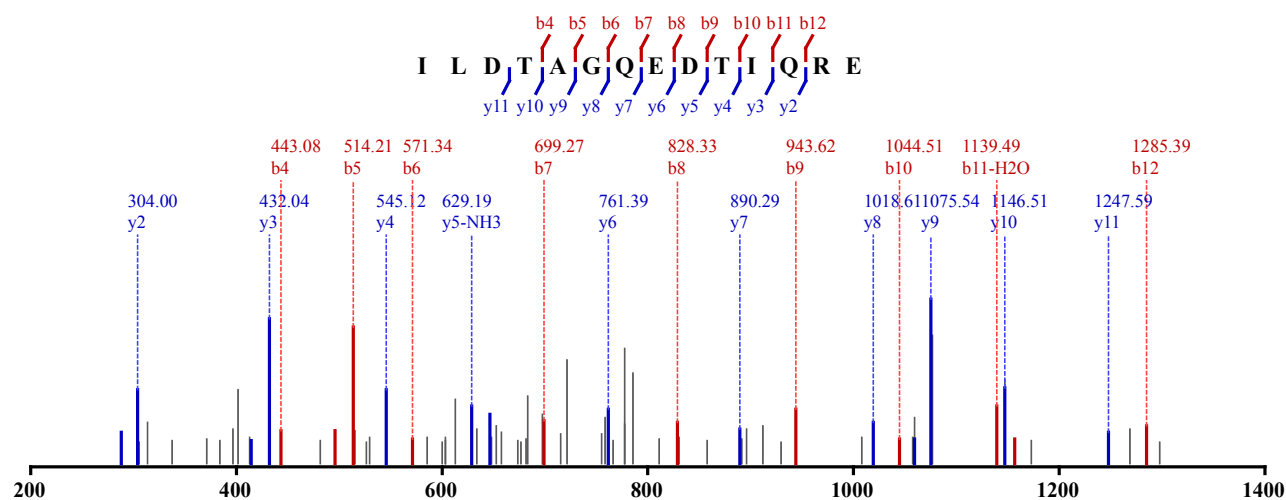


Not Modified

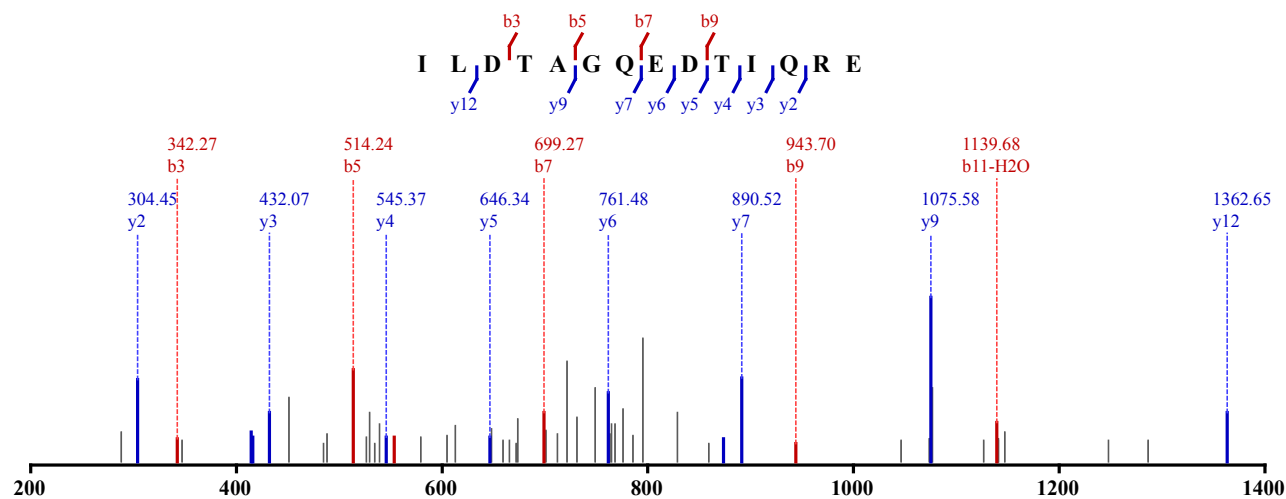
Identified in MSS482 with qvalue 0.00
 Charge: 2, Exp. m/z: 794.895, Calc. m/z: 794.897
 Data File: HeLa_GluC_pH4_CID_3xload, Scans: 11952 - 11952



Not Modified
 Identified in MSS482 with qvalue 0.00
 Charge: 2, Exp. m/z: 794.895, Calc. m/z: 794.897
 Data File: HeLa_GluC_pH5_CID_3xload_2, Scans: 12430 - 12430



Not Modified
 Identified in MSS482 with qvalue 0.00
 Charge: 2, Exp. m/z: 794.895, Calc. m/z: 794.897
 Data File: HeLa_GluC_pH5_CID_3xload, Scans: 12095 - 12095

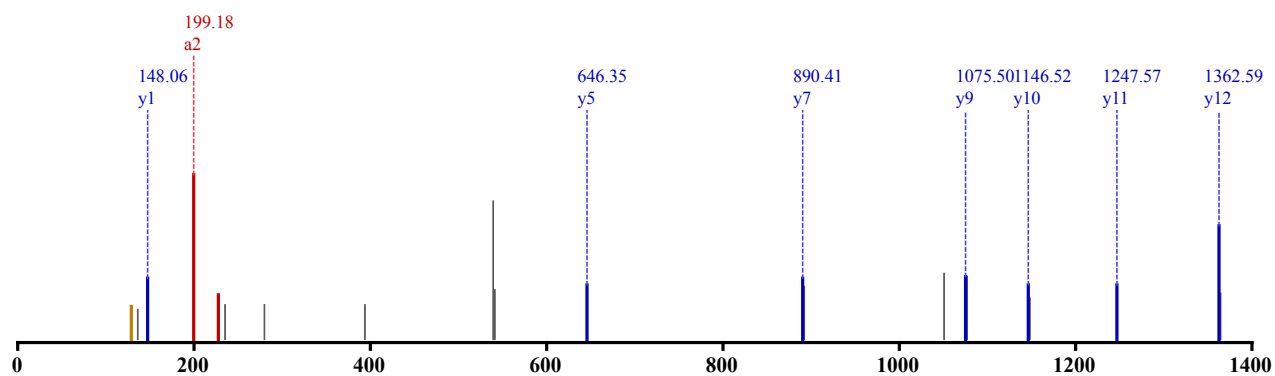
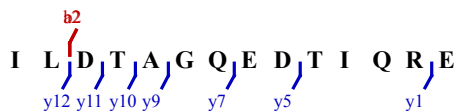


Not Modified

Identified in MSS486 with qvalue 0.00

Charge: 2, Exp. m/z: 794.894, Calc. m/z: 794.892

Data File: HeLa_GluC_pH4_HCD_1, Scans: 19474 - 19474

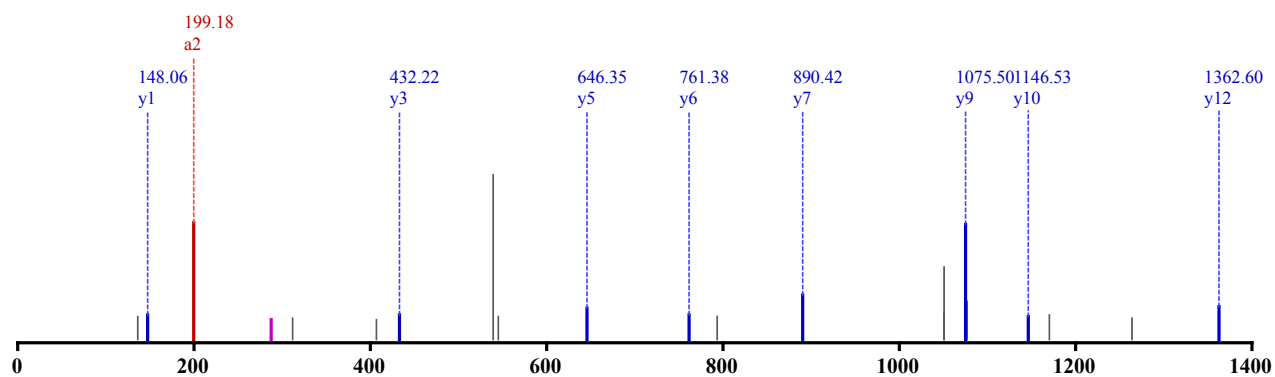
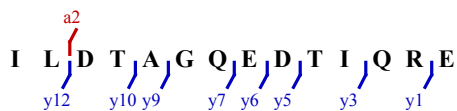


Not Modified

Identified in MSS486 with qvalue 0.00

Charge: 2, Exp. m/z: 794.893, Calc. m/z: 794.892

Data File: HeLa_GluC_pH4_HCD_3, Scans: 19170 - 19170

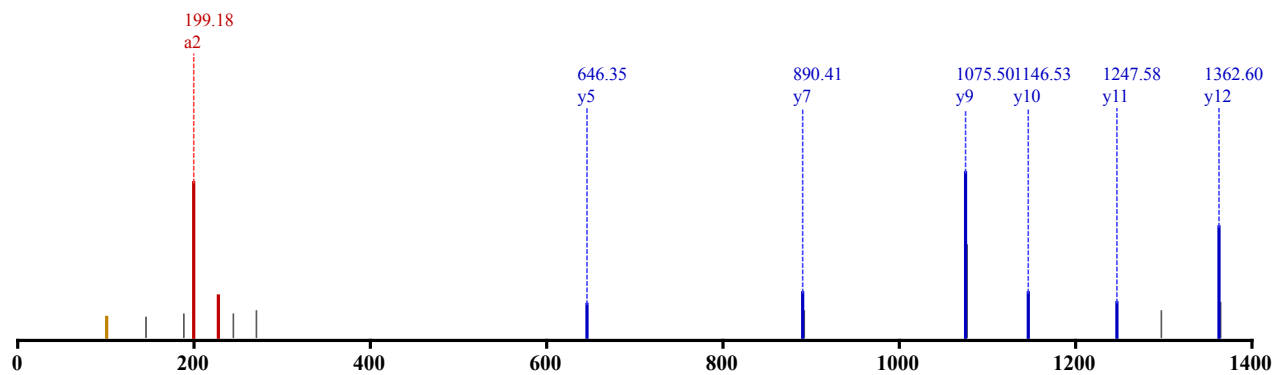
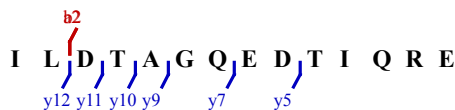


Not Modified

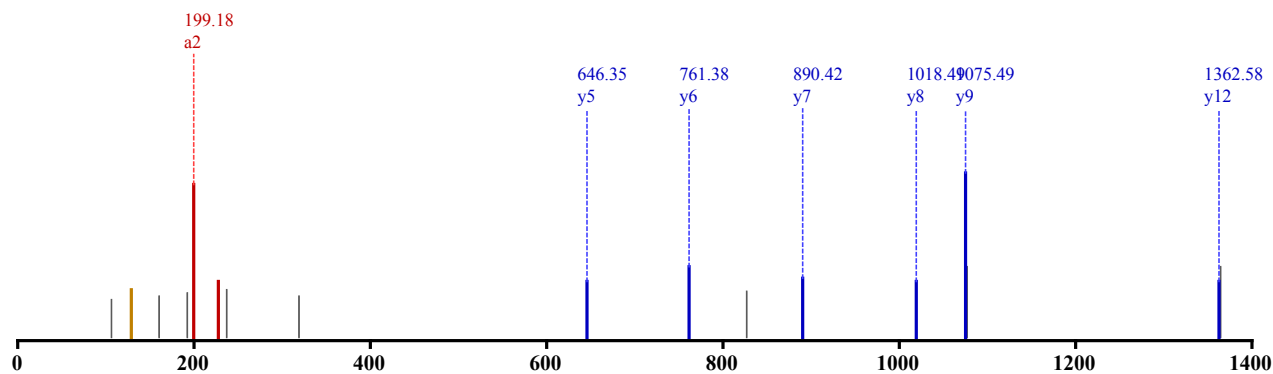
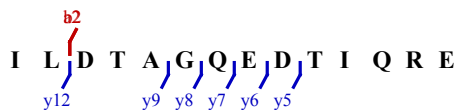
Identified in MSS486 with qvalue 0.00

Charge: 2, Exp. m/z: 794.894, Calc. m/z: 794.897

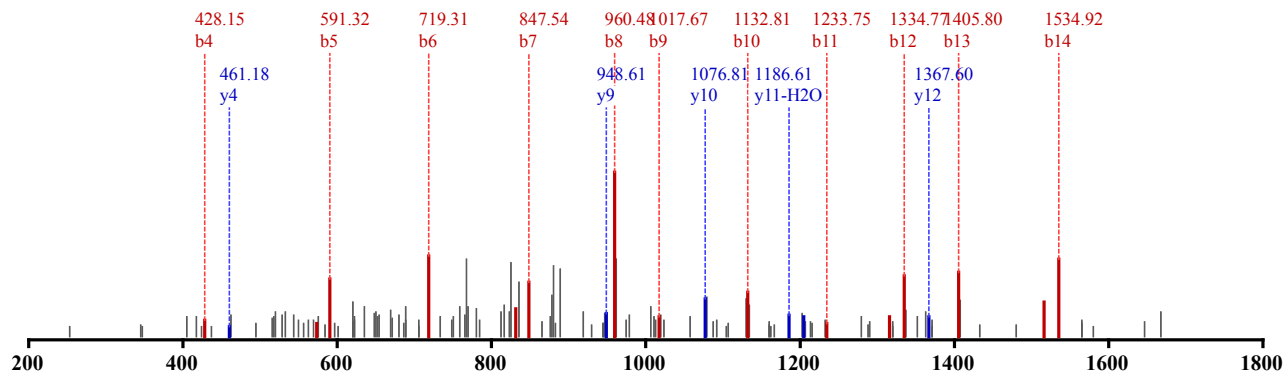
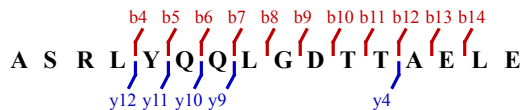
Data File: HeLa_GluC_pH4_HCD_2, Scans: 19392 - 19392



Not Modified
 Identified in MSS486 with qvalue 0.01
 Charge: 2, Exp. m/z: 794.896, Calc. m/z: 794.897
 Data File: HeLa_GluC_pH5_HCD_3, Scans: 19705 - 19705

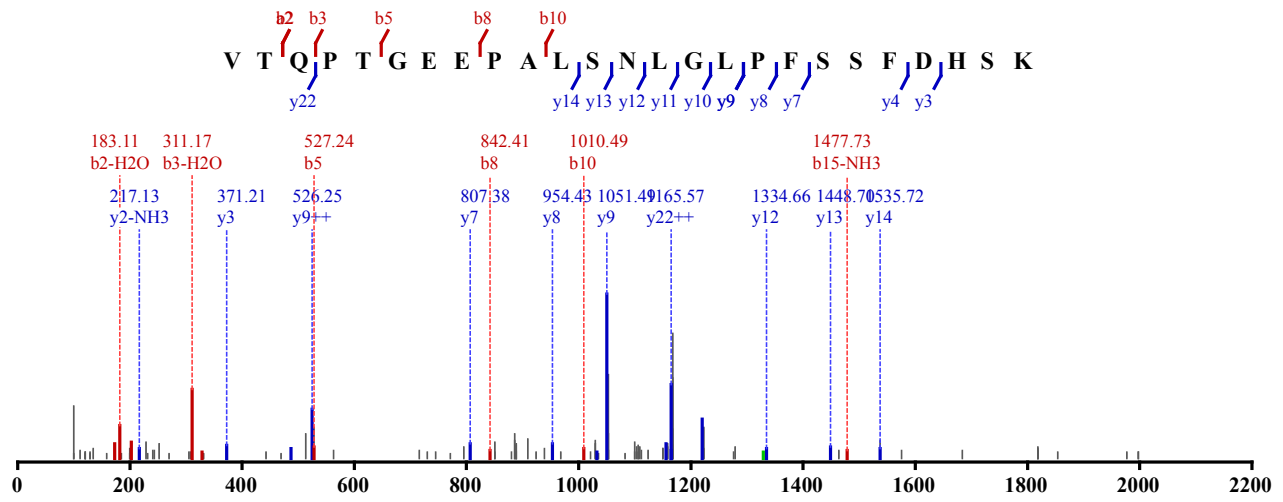


Not Modified
 Identified in MSS482 with qvalue 0.00
 Charge: 2, Exp. m/z: 897.950, Calc. m/z: 897.947
 Data File: HeLa_GluC_pH3_CID_3xload_2, Scans: 20566 - 20566



Not Modified
 Identified in MSS30 with qvalue 0.00
 Charge: 3, Exp. m/z: 886.778, Calc. m/z: 886.774

Data File: 20101224_Velos1_TaGe_SA_HeLa_04, Scans: 27372 - 27372

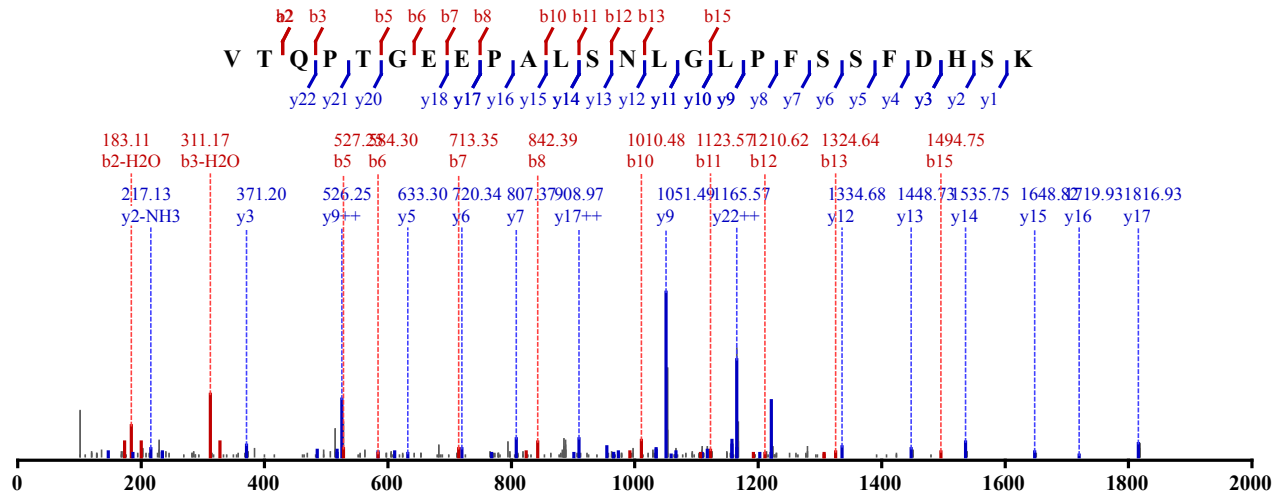


Not Modified

Identified in MSS30 with qvalue 0.00

Charge: 3, Exp. m/z: 886.773, Calc. m/z: 886.774

Data File: 20101224_Velos1_TaGe_SA_HeLa_02, Scans: 31476 - 31476

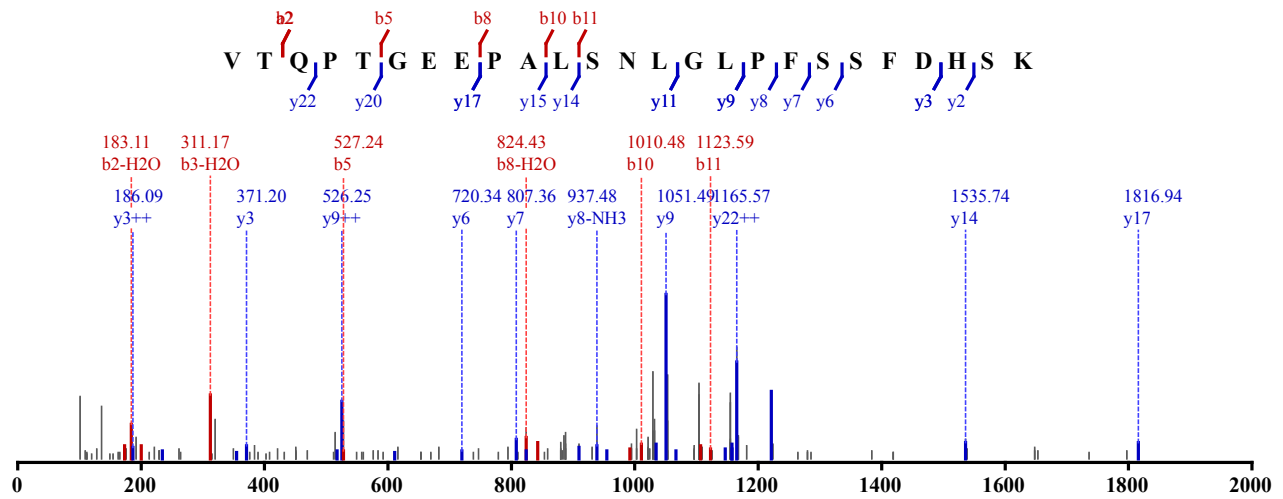


Not Modified

Identified in MSS30 with qvalue 0.00

Charge: 3, Exp. m/z: 886.774, Calc. m/z: 886.774

Data File: 20101224_Velos1_TaGe_SA_HeLa_03, Scans: 27930 - 27930

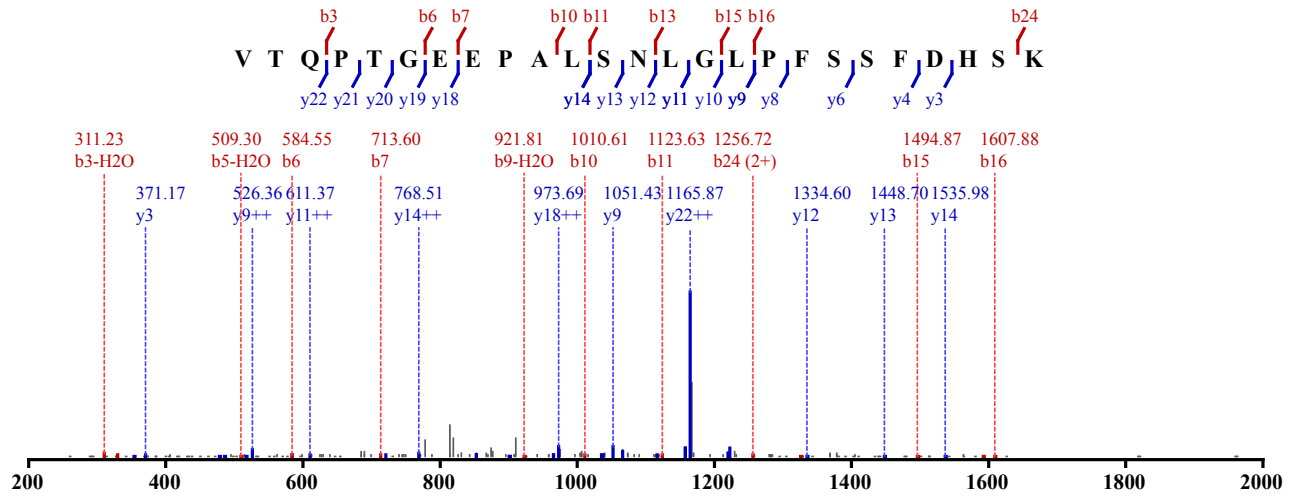


Not Modified

Identified in MSS480 with qvalue 0.00

Charge: 3, Exp. m/z: 886.775, Calc. m/z: 886.774

Data File: HeLa_try_pH3_CID_3xload_3, Scans: 47671 - 47671

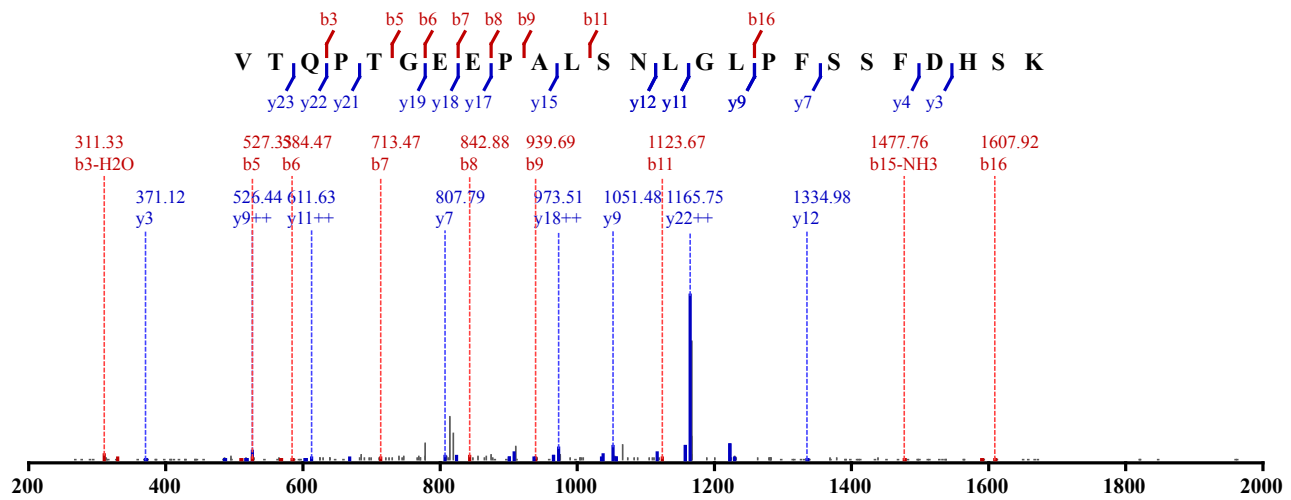


Not Modified

Identified in MSS480 with qvalue 0.00

Charge: 3, Exp. m/z: 886.774, Calc. m/z: 886.774

Data File: HeLa_try_pH3_CID_3xload_3, Scans: 47732 - 47732

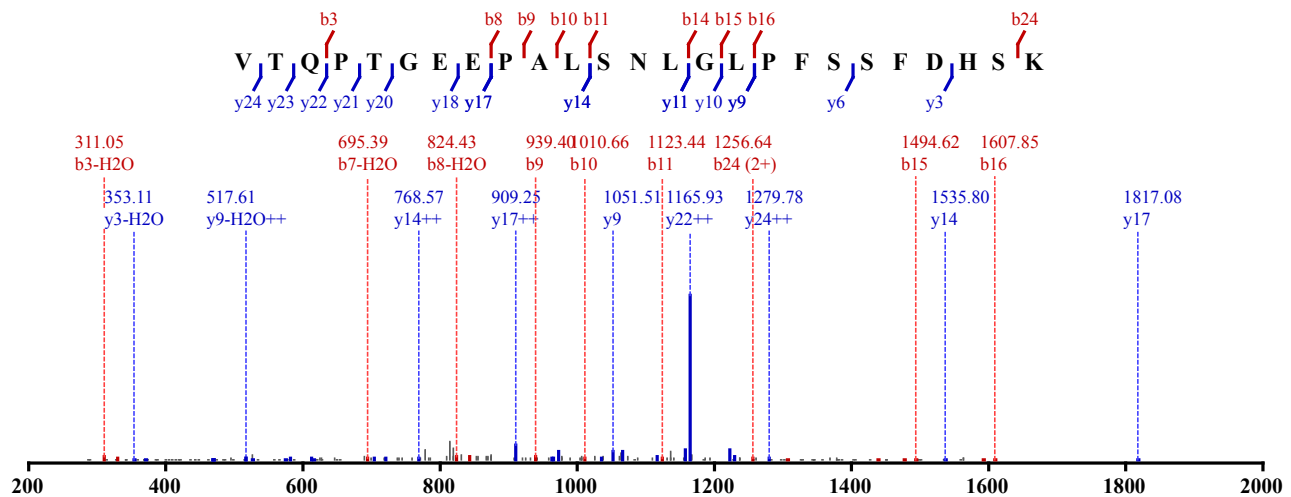


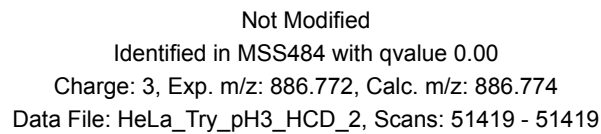
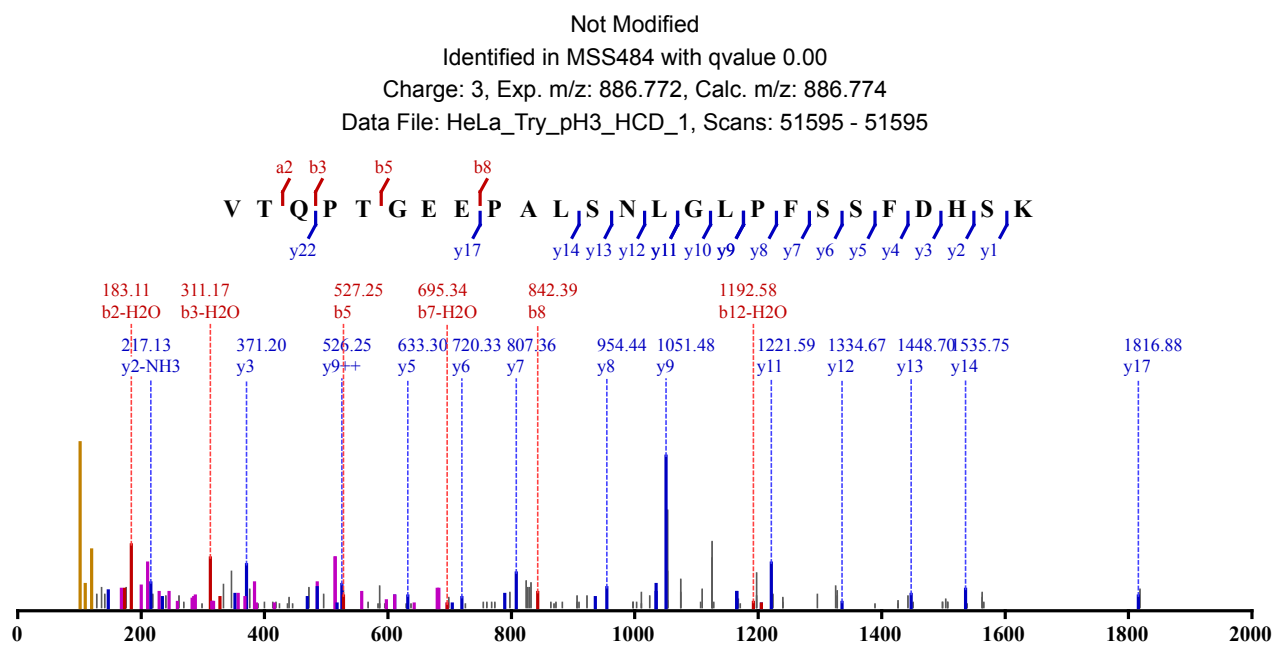
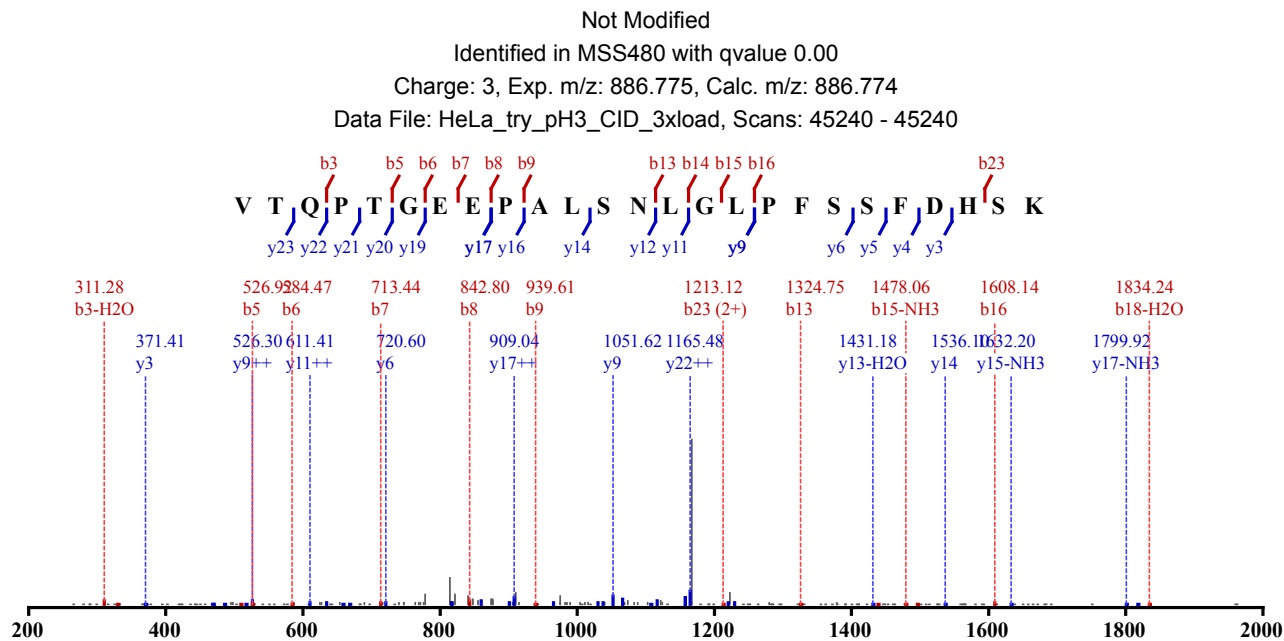
Not Modified

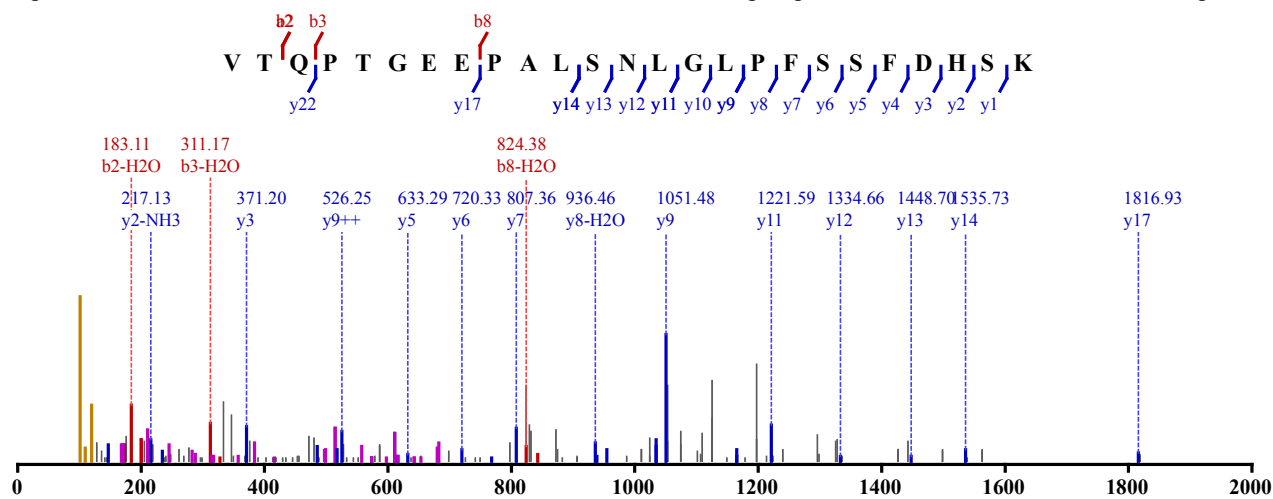
Identified in MSS480 with qvalue 0.00

Charge: 3, Exp. m/z: 886.770, Calc. m/z: 886.774

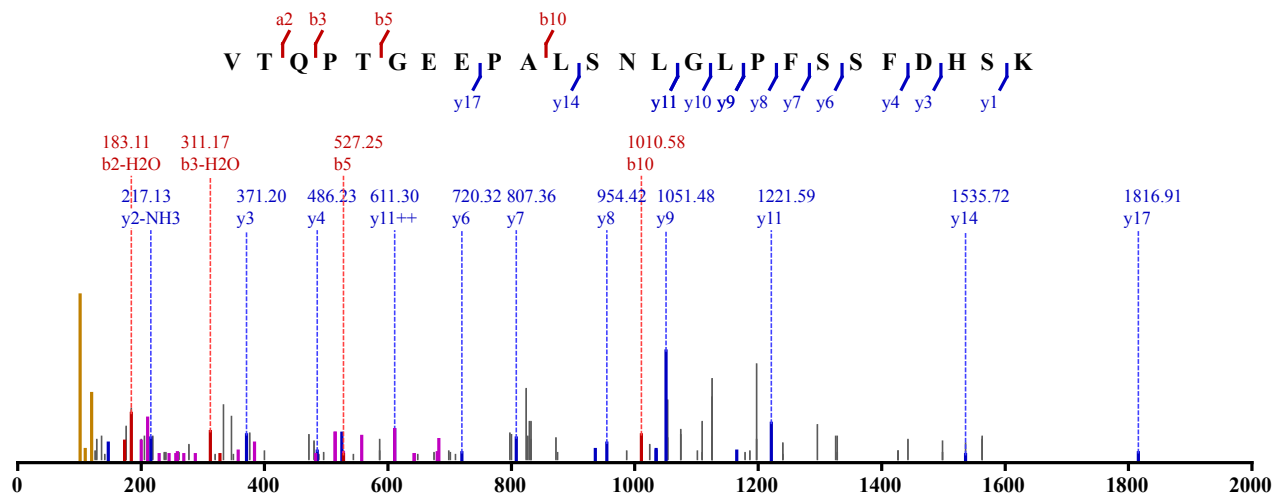
Data File: HeLa_try_pH3_CID_3xload_3, Scans: 47764 - 47764



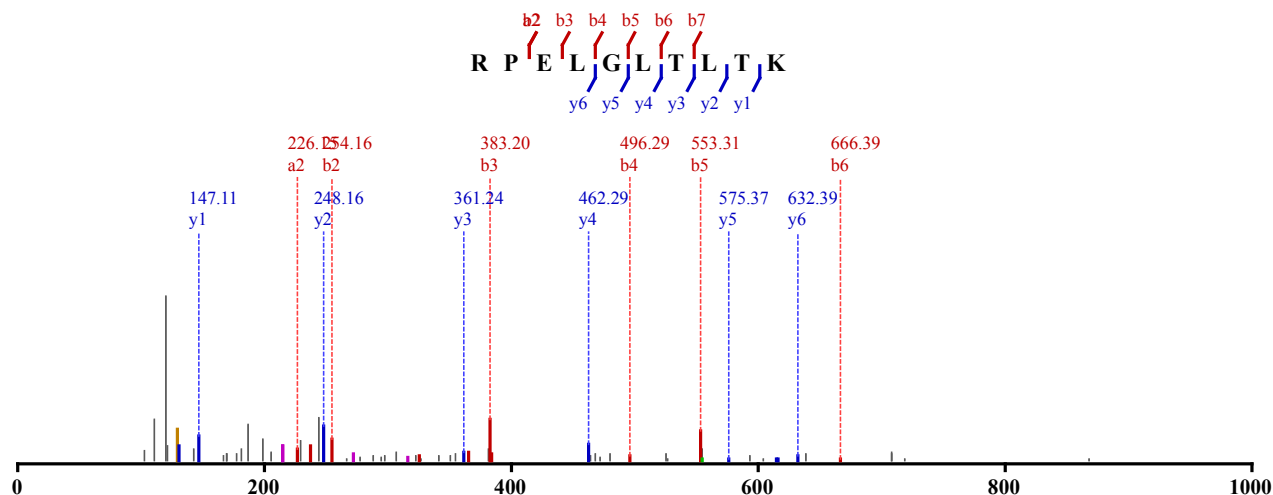




Not Modified
 Identified in MSS484 with qvalue 0.00
 Charge: 3, Exp. m/z: 886.771, Calc. m/z: 886.774
 Data File: HeLa_Try_pH3_HCD_3, Scans: 49835 - 49835

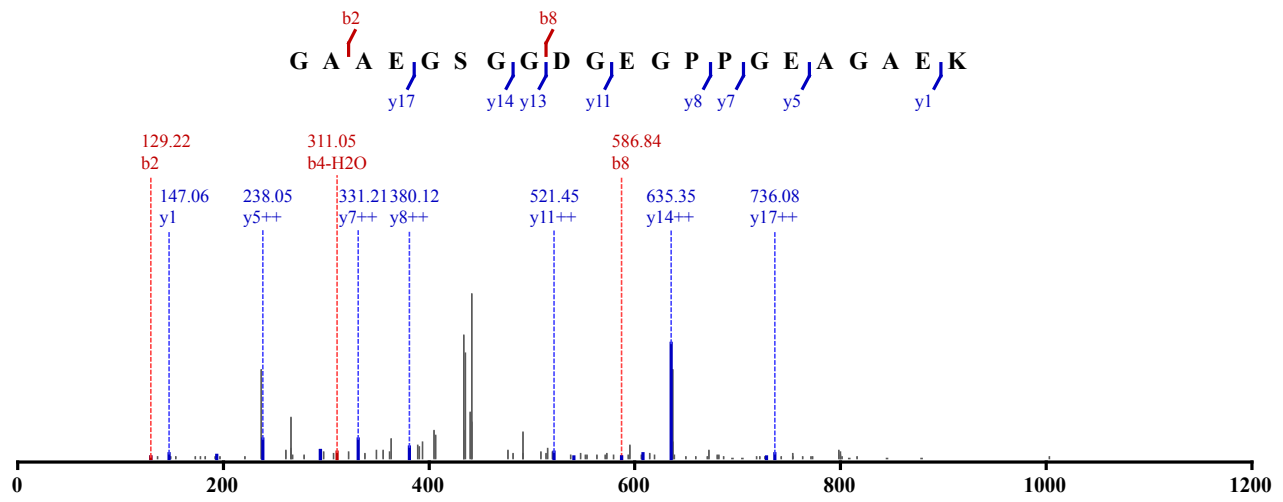


Not Modified
 Identified in MSS485 with qvalue 0.00
 Charge: 3, Exp. m/z: 376.565, Calc. m/z: 376.564
 Data File: HeLa_LysC_80pcACN_HCD_2, Scans: 24258 - 24258



Not Modified
 Identified in MSS481 with qvalue 0.00
 Charge: 4, Exp. m/z: 450.945, Calc. m/z: 450.697

Data File: HeLa_LysC_pH6_CID_3load_3, Scans: 27045 - 27045

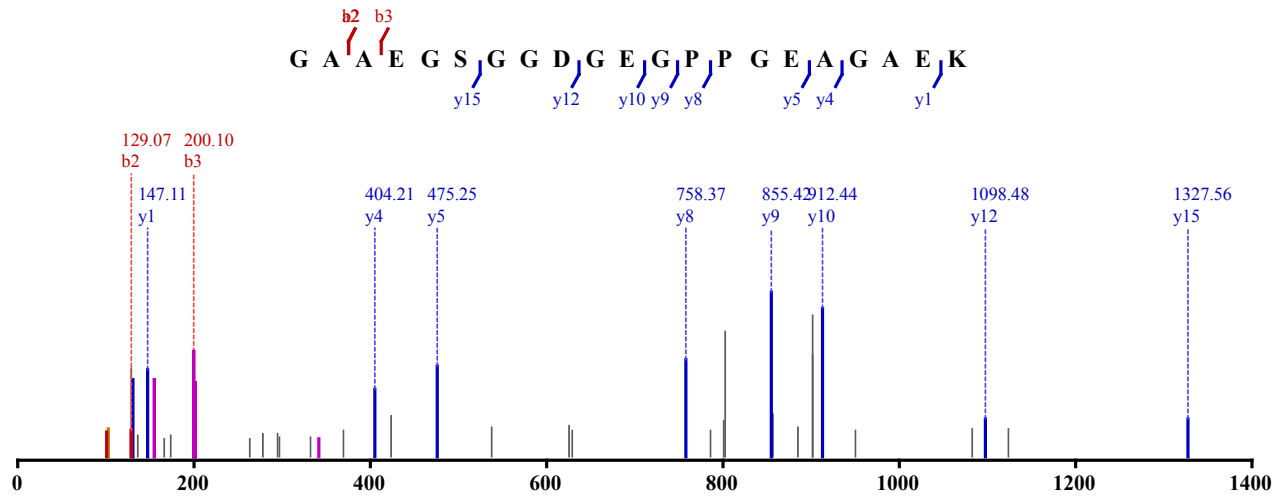


Not Modified

Identified in MSS485 with qvalue 0.00

Charge: 2, Exp. m/z: 900.388, Calc. m/z: 900.387

Data File: HeLa_LysC_pH8_HCD_2, Scans: 15428 - 15428

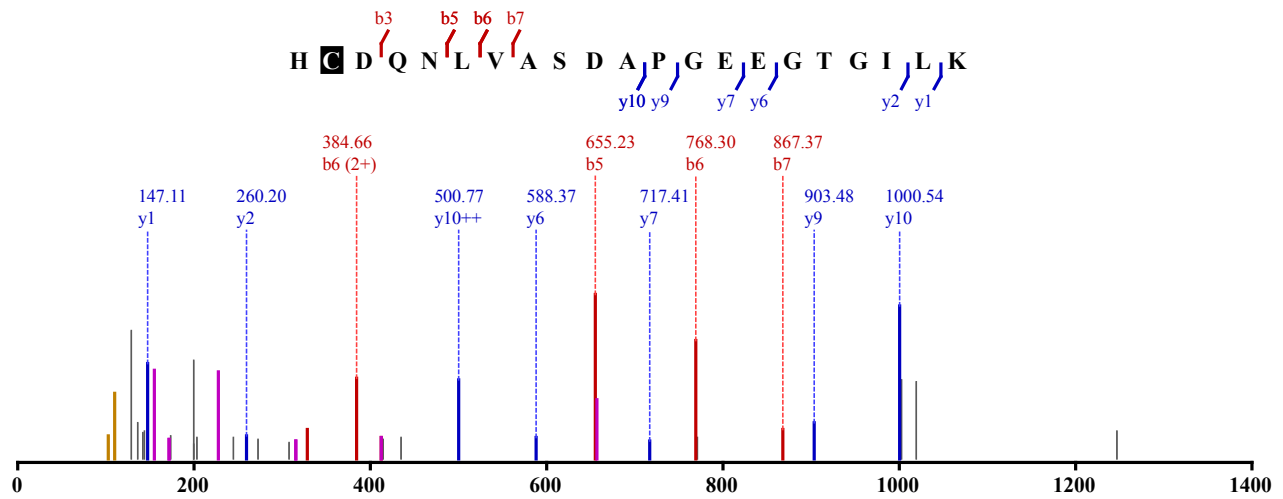


1 x Carbamidomethyl (C)

Identified in MSS485 with qvalue 0.00

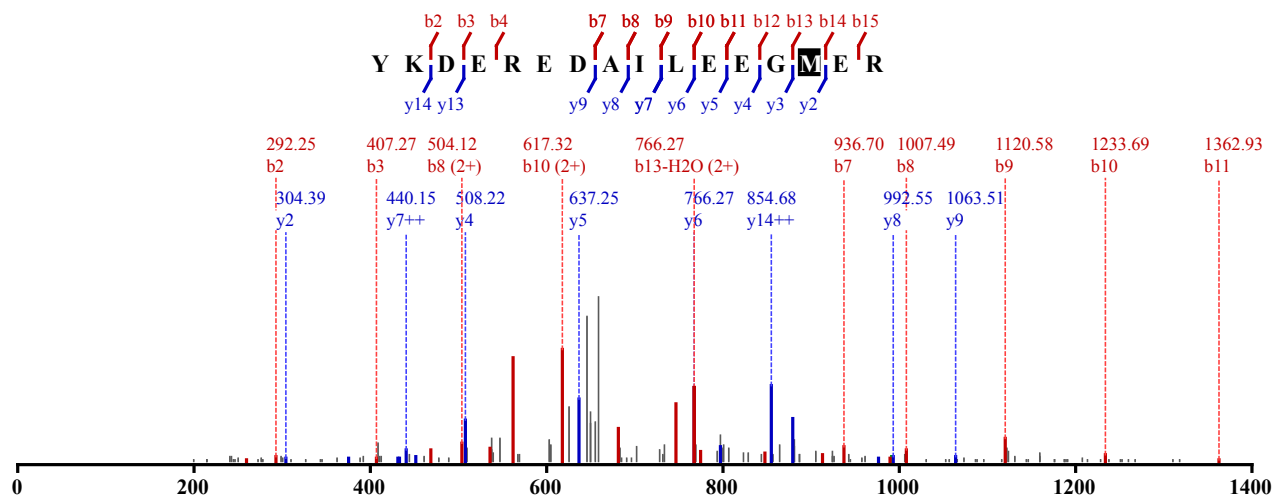
Charge: 3, Exp. m/z: 737.683, Calc. m/z: 737.684

Data File: HeLa_LysC_pH4_HCD_2, Scans: 29583 - 29583

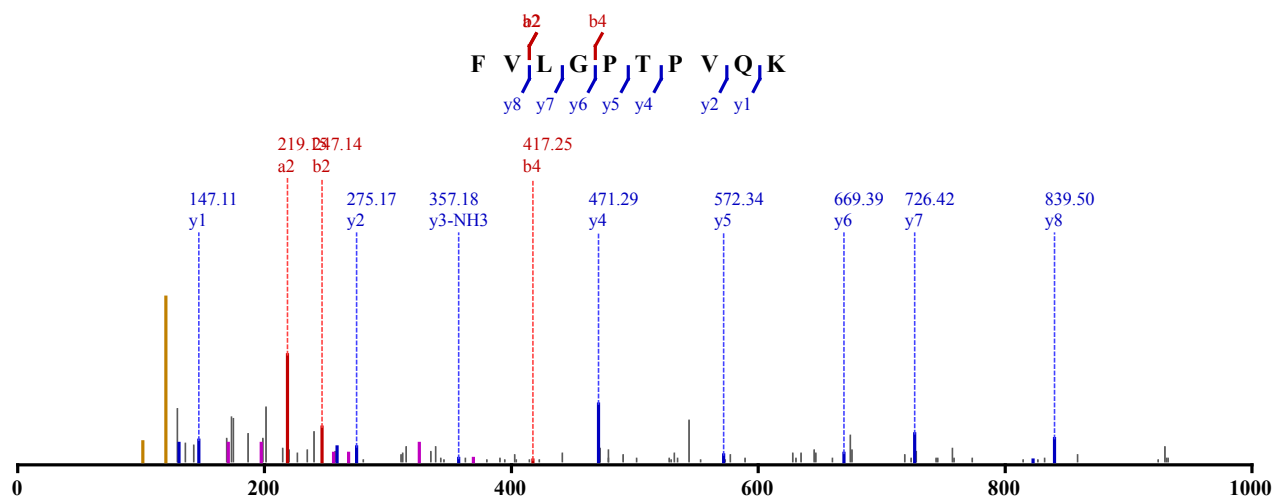


1 x Oxidation (M)

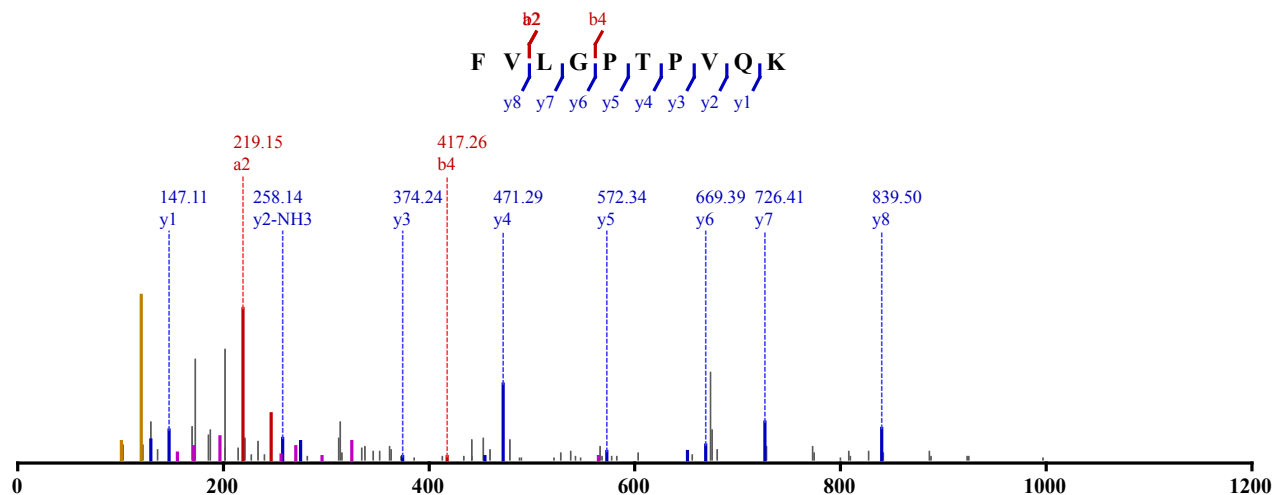
Identified in MSS480 with qvalue 0.00
 Charge: 3, Exp. m/z: 666.973, Calc. m/z: 666.974
 Data File: HeLa_try_pH3_CID_3xload, Scans: 11593 - 11593



Not Modified
 Identified in MSS484 with qvalue 0.00
 Charge: 2, Exp. m/z: 543.321, Calc. m/z: 543.322
 Data File: HeLa_Try_pH11_HCD_1, Scans: 42446 - 42446



Not Modified
 Identified in MSS485 with qvalue 0.00
 Charge: 2, Exp. m/z: 543.322, Calc. m/z: 543.322
 Data File: HeLa_LysC_pH11_HCD_2, Scans: 39741 - 39741

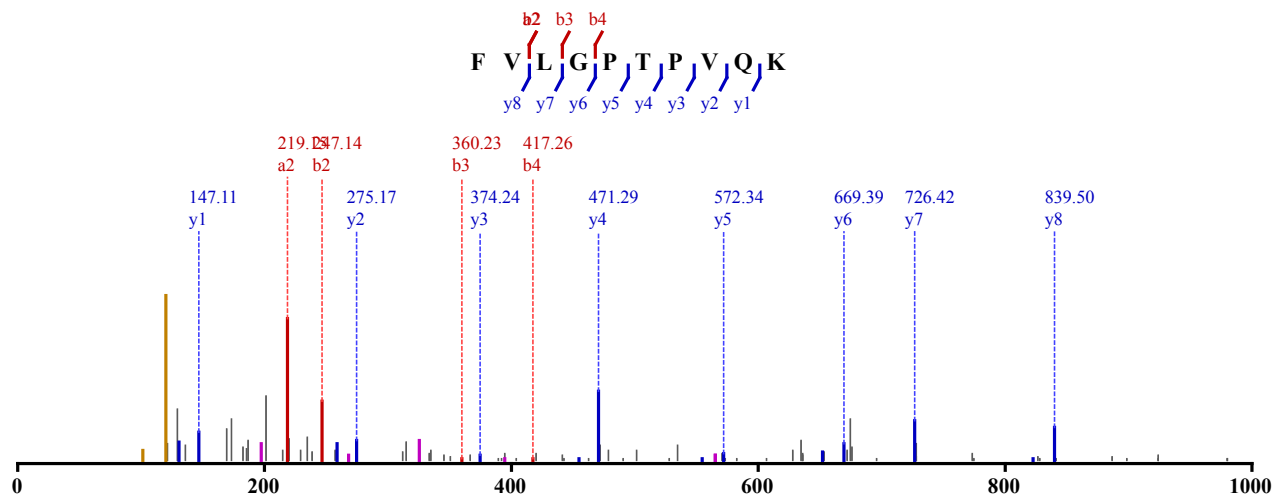


Not Modified

Identified in MSS485 with qvalue 0.00

Charge: 2, Exp. m/z: 543.321, Calc. m/z: 543.322

Data File: HeLa_LysC_pH11_HCD_3, Scans: 38753 - 38753

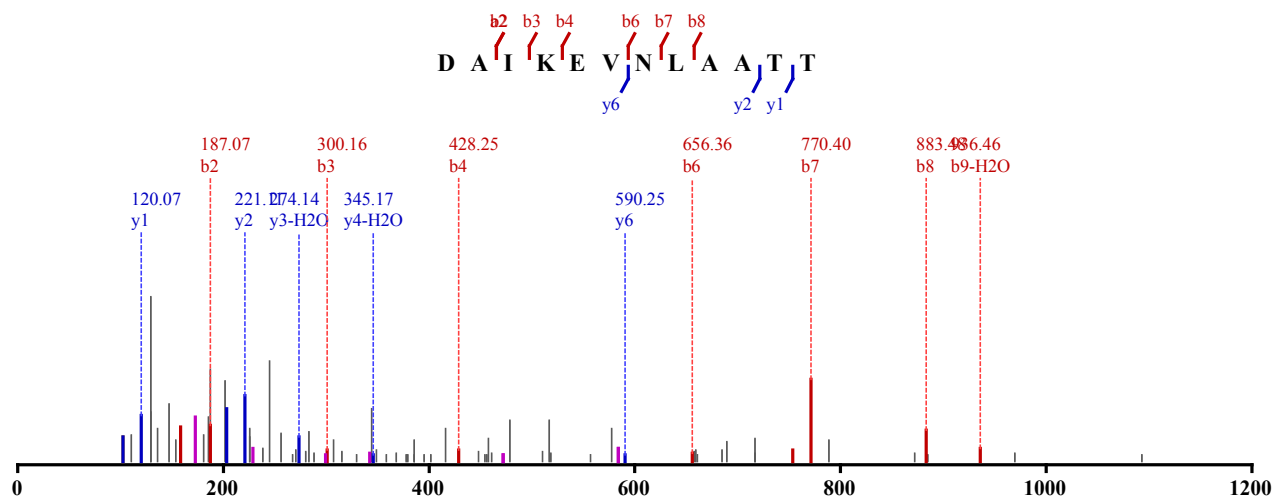


Not Modified

Identified in MSS479 with qvalue 0.00

Charge: 2, Exp. m/z: 623.337, Calc. m/z: 623.337

Data File: HeLa_AspN_pH11_HCD_1, Scans: 32835 - 32835

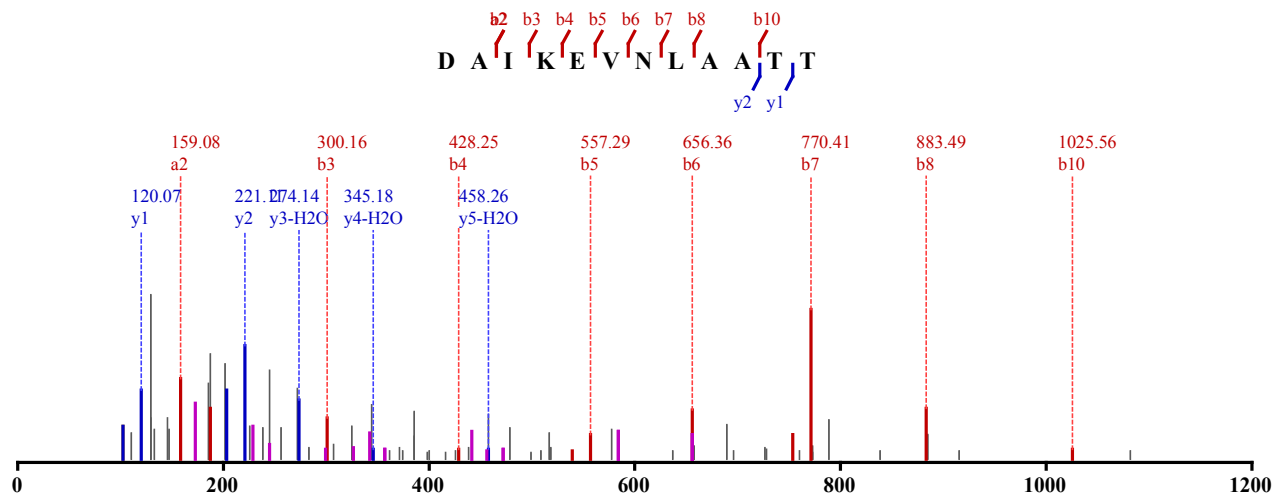


Not Modified

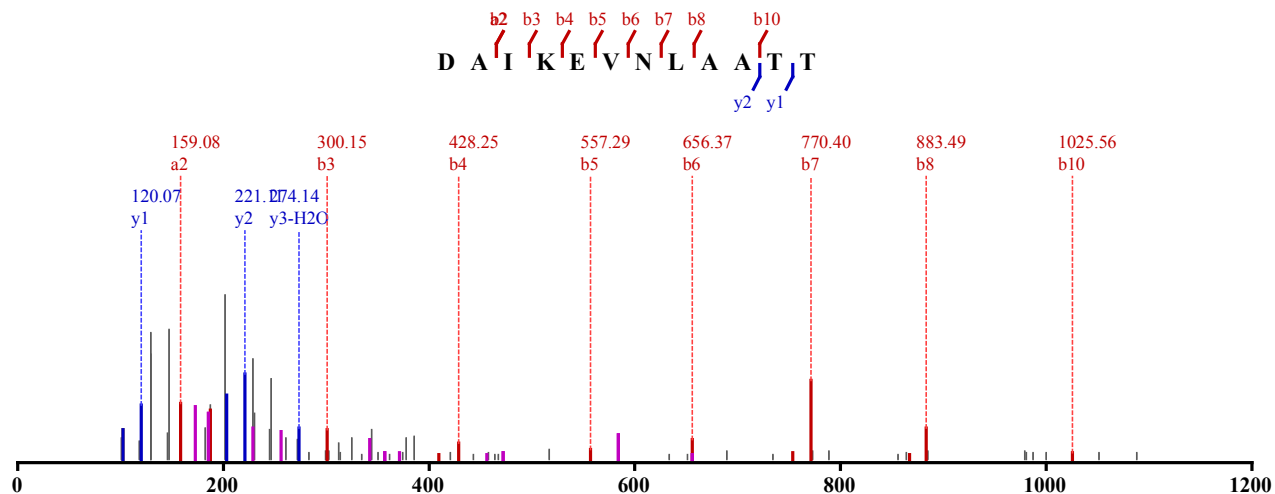
Identified in MSS479 with qvalue 0.00

Charge: 2, Exp. m/z: 623.338, Calc. m/z: 623.337

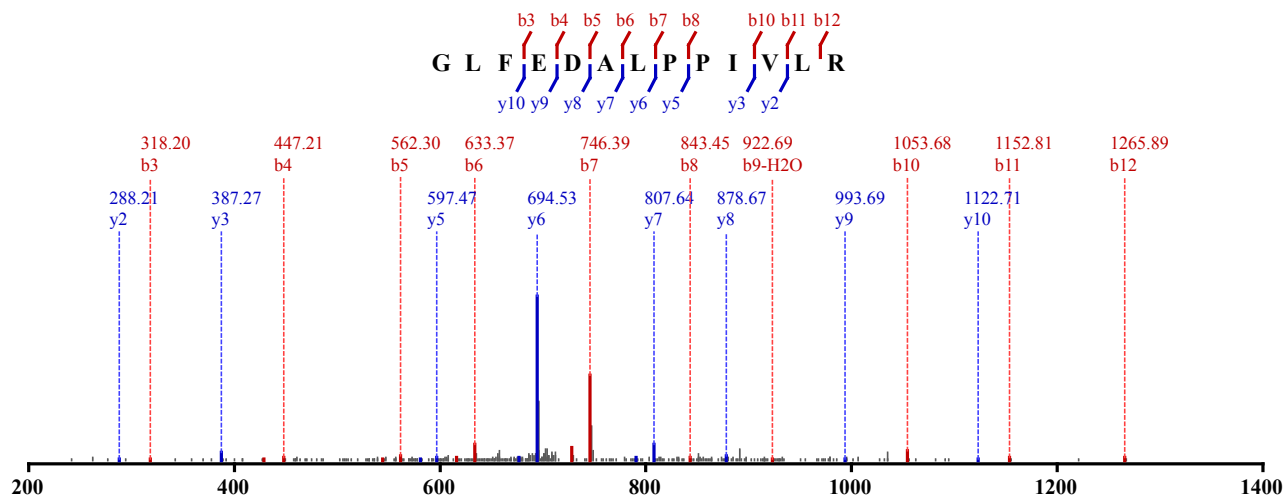
Data File: HeLa_AspN_pH11_HCD_2, Scans: 31617 - 31617



Not Modified
 Identified in MSS479 with qvalue 0.00
 Charge: 2, Exp. m/z: 623.338, Calc. m/z: 623.337
 Data File: HeLa_AspN_pH11_HCD_3, Scans: 30967 - 30967

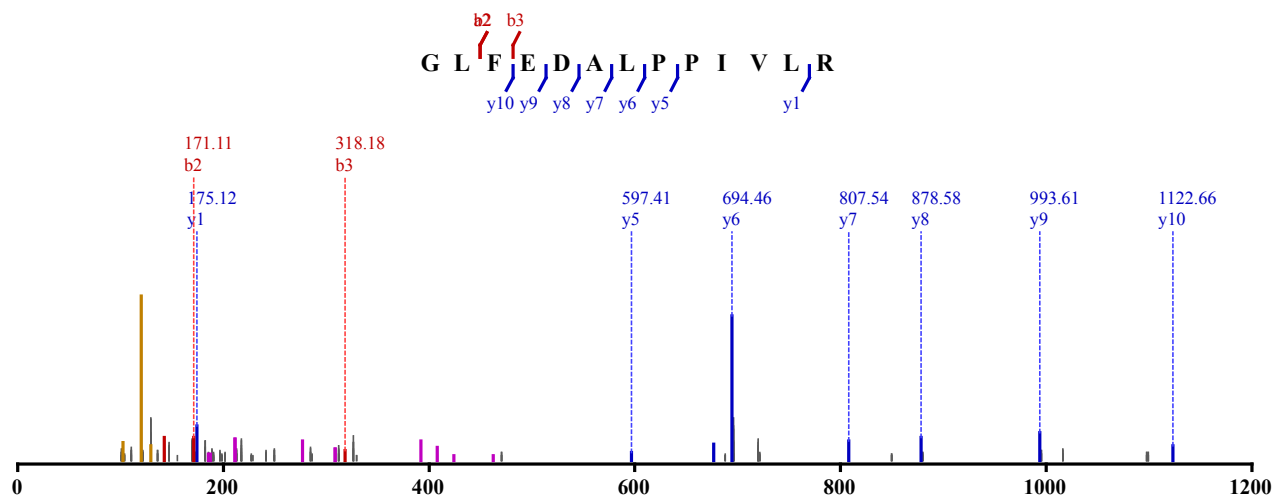


Not Modified
 Identified in MSS113 with qvalue 0.00
 Charge: 2, Exp. m/z: 720.416, Calc. m/z: 720.417
 Data File: HeLa_try_CID_1, Scans: 48536 - 48536

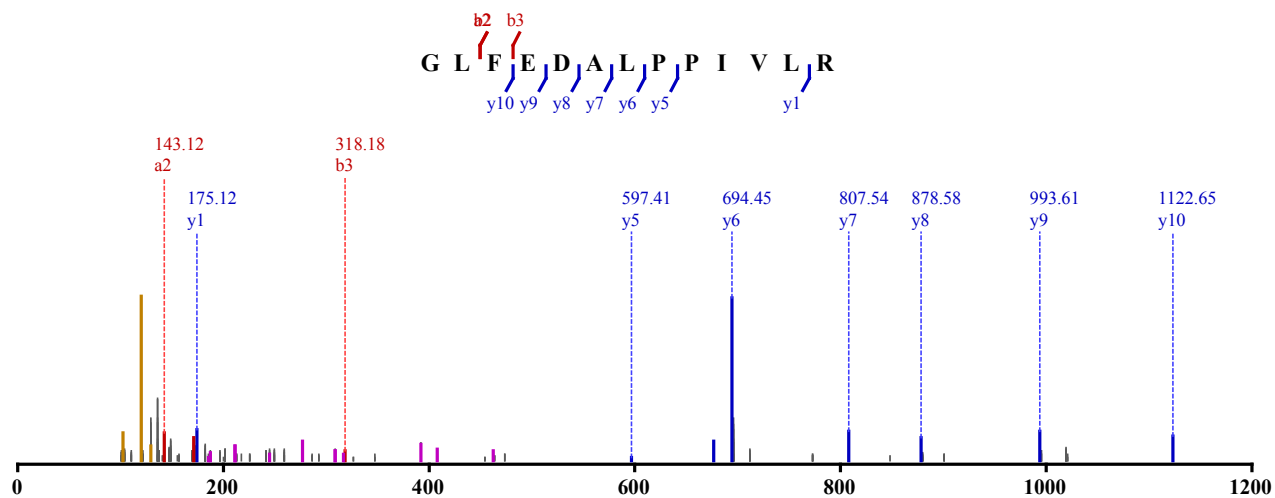


Not Modified
 Identified in MSS122 with qvalue 0.00
 Charge: 2, Exp. m/z: 720.418, Calc. m/z: 720.417

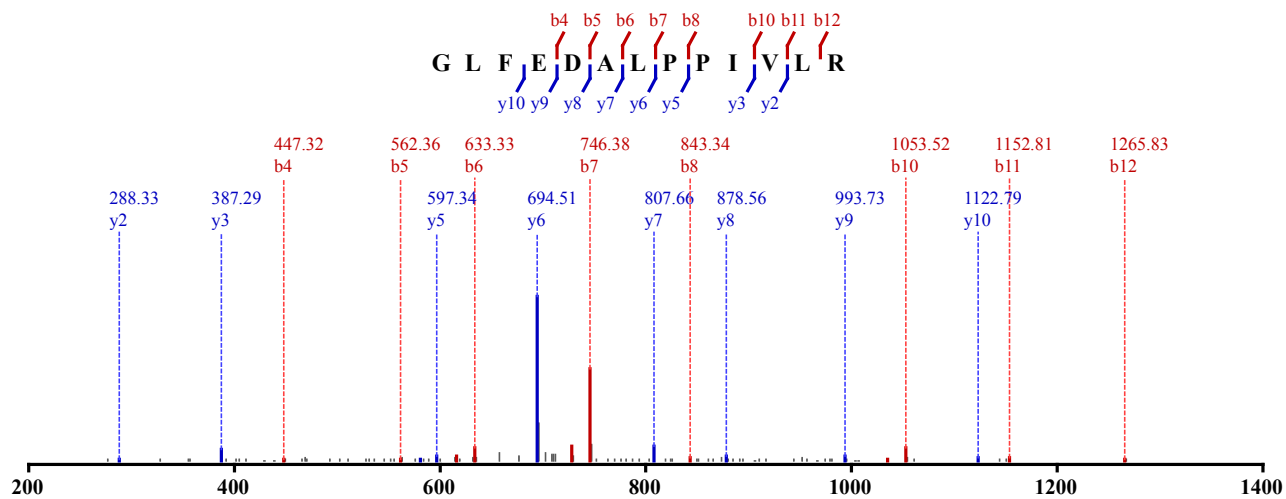
Data File: HeLa_try_HCD_1, Scans: 50228 - 50228



Not Modified
 Identified in MSS134 with qvalue 0.00
 Charge: 2, Exp. m/z: 720.417, Calc. m/z: 720.417
 Data File: HeLa_GluC-try_HCD_1, Scans: 39155 - 39155

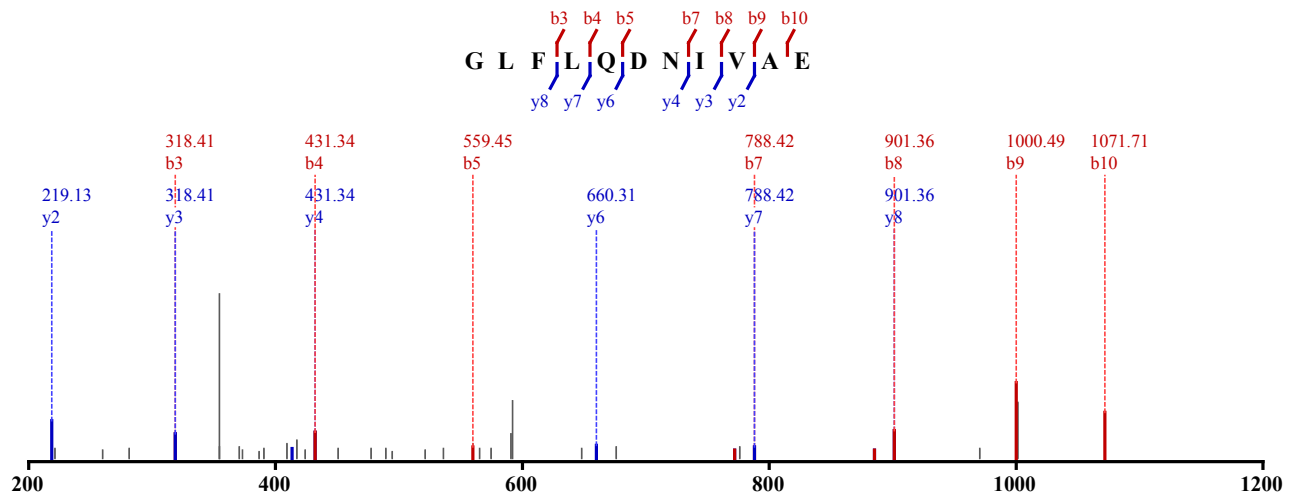


Not Modified
 Identified in MSS480 with qvalue 0.00
 Charge: 2, Exp. m/z: 720.416, Calc. m/z: 720.417
 Data File: HeLa_try_pH3_CID_3xload, Scans: 52451 - 52451

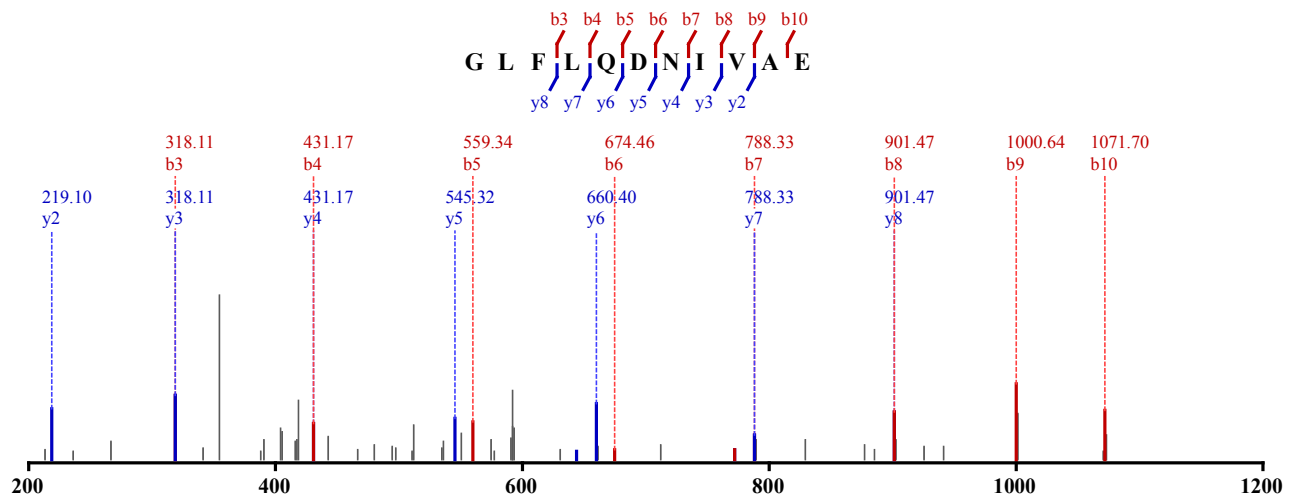


Not Modified

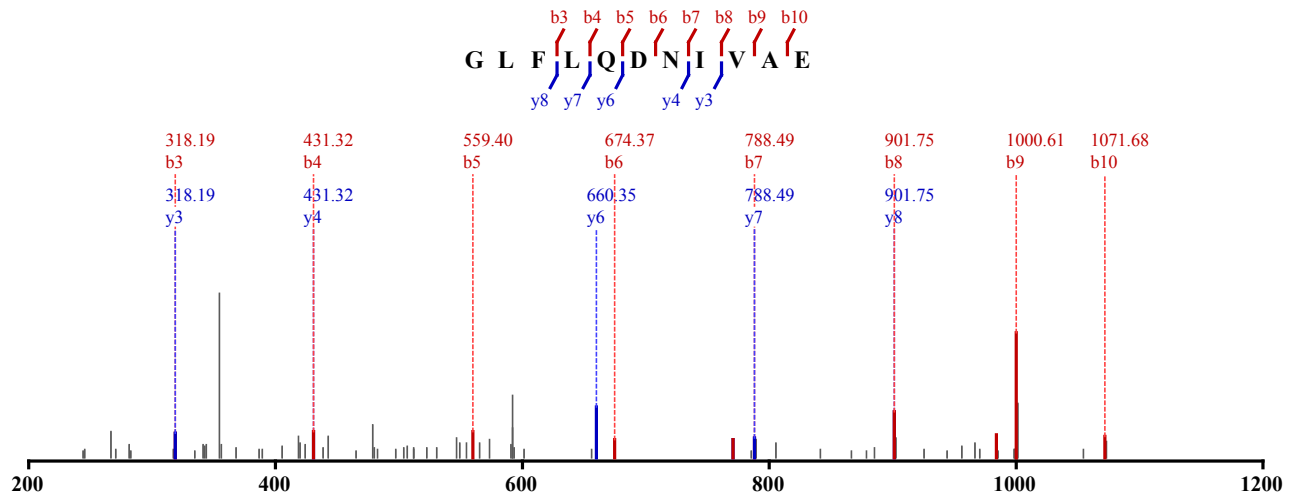
Identified in MSS482 with qvalue 0.01
 Charge: 2, Exp. m/z: 609.822, Calc. m/z: 609.822
 Data File: HeLa_GluC_pH3_CID_3xload_3, Scans: 29640 - 29640



Not Modified
 Identified in MSS482 with qvalue 0.00
 Charge: 2, Exp. m/z: 609.822, Calc. m/z: 609.822
 Data File: HeLa_GluC_pH3_CID_3xload_3, Scans: 29696 - 29696



Not Modified
 Identified in MSS482 with qvalue 0.00
 Charge: 2, Exp. m/z: 609.822, Calc. m/z: 609.822
 Data File: HeLa_GluC_pH3_CID_3xload_2, Scans: 31125 - 31125

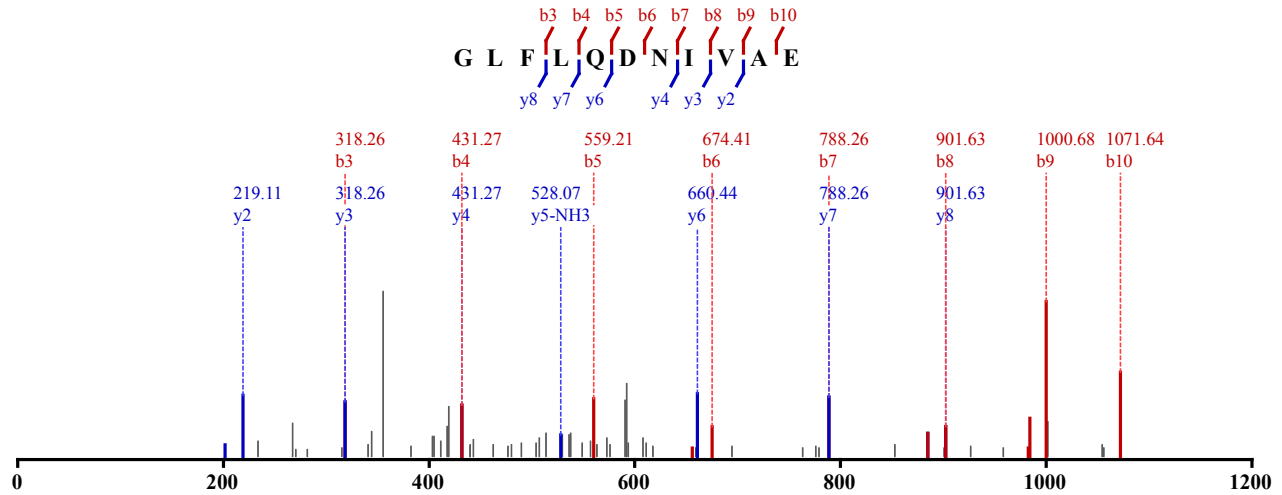


Not Modified

Identified in MSS482 with qvalue 0.00

Charge: 2, Exp. m/z: 609.822, Calc. m/z: 609.822

Data File: HeLa_GluC_pH3_CID_3xload_2, Scans: 31179 - 31179

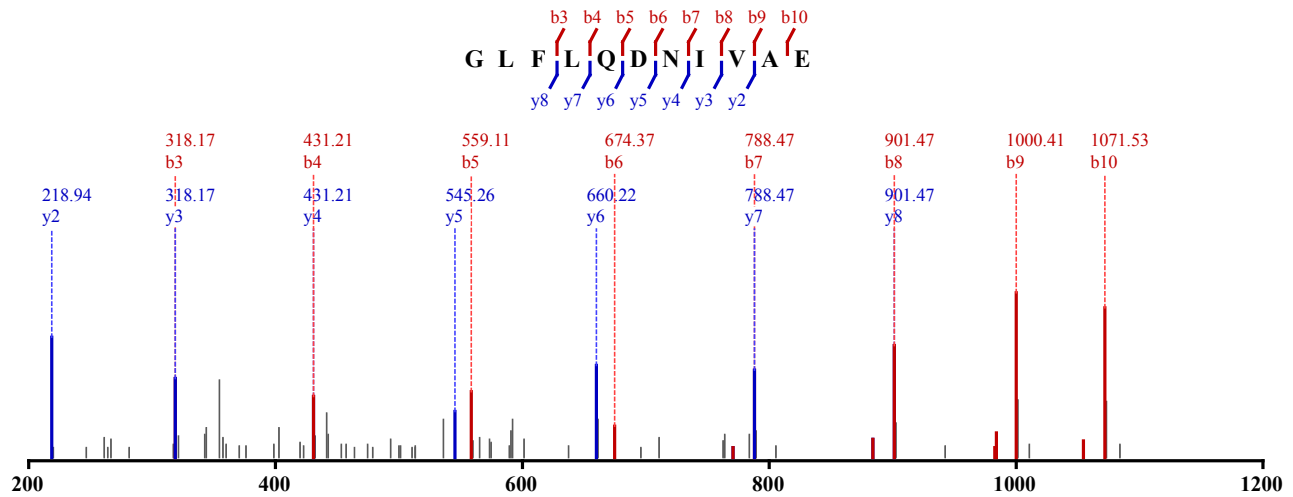


Not Modified

Identified in MSS482 with qvalue 0.00

Charge: 2, Exp. m/z: 609.822, Calc. m/z: 609.822

Data File: HeLa_GluC_pH3_CID_3xload, Scans: 29922 - 29922

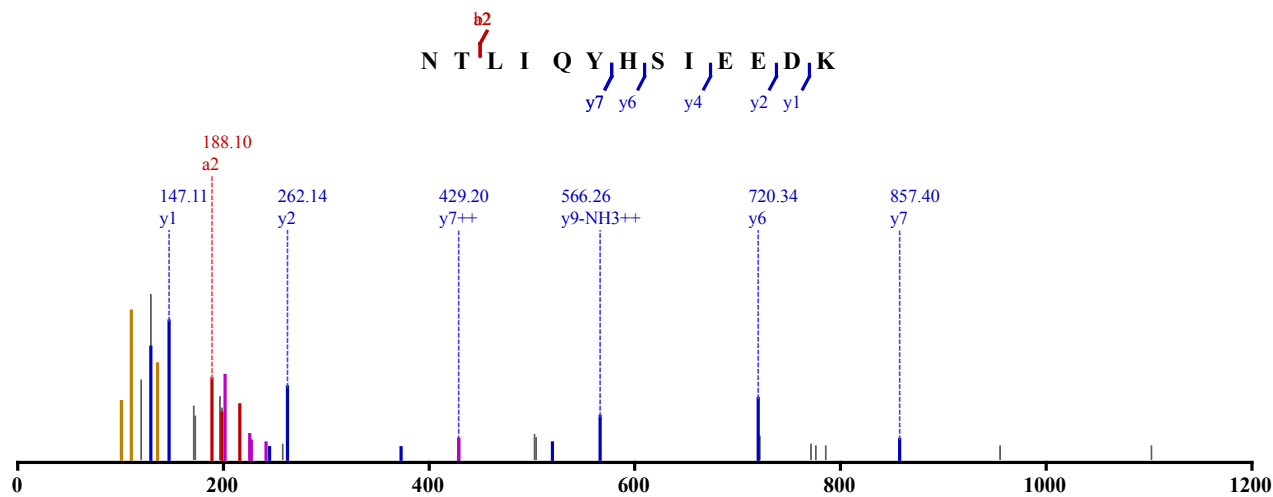


Not Modified

Identified in MSS485 with qvalue 0.01

Charge: 3, Exp. m/z: 530.599, Calc. m/z: 530.597

Data File: HeLa_LysC_pH5_HCD_1, Scans: 29926 - 29926

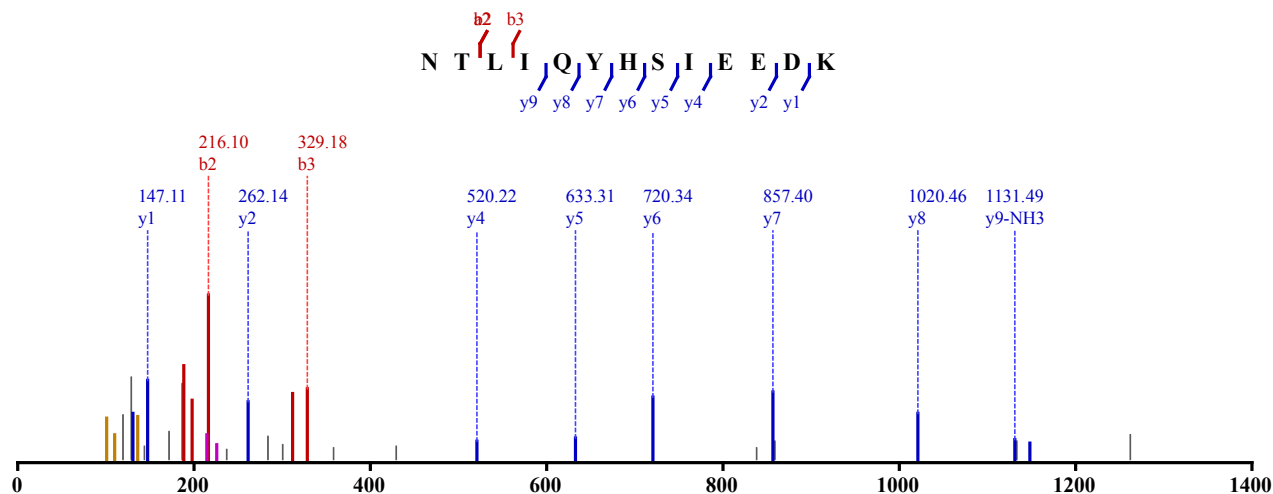


Not Modified

Identified in MSS485 with qvalue 0.00

Charge: 2, Exp. m/z: 795.394, Calc. m/z: 795.392

Data File: HeLa_LysC_pH5_HCD_2, Scans: 24723 - 24723

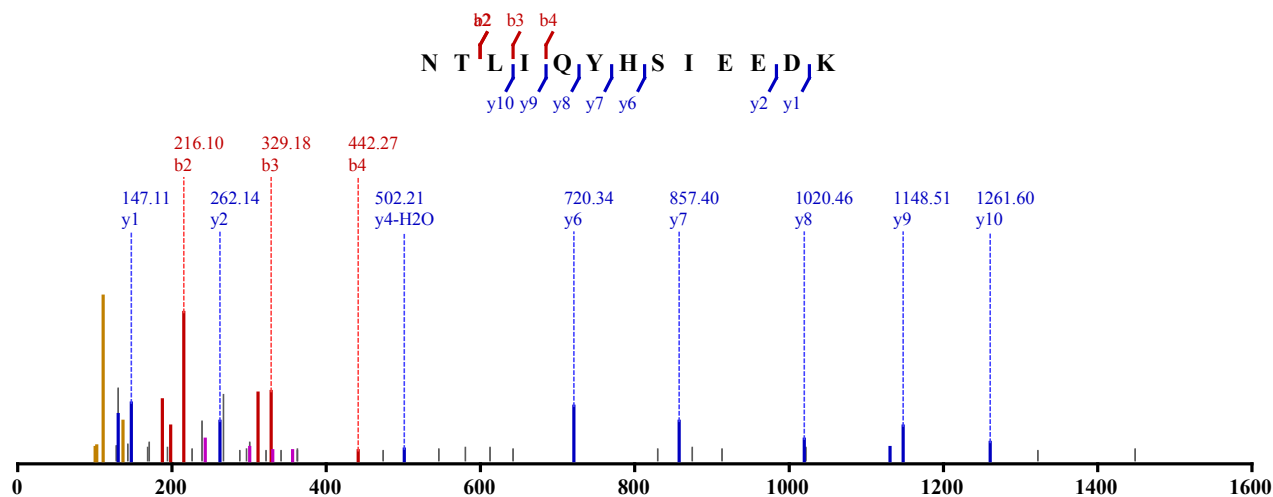


Not Modified

Identified in MSS485 with qvalue 0.00

Charge: 2, Exp. m/z: 795.394, Calc. m/z: 795.392

Data File: HeLa_LysC_pH5_HCD_3, Scans: 27003 - 27003

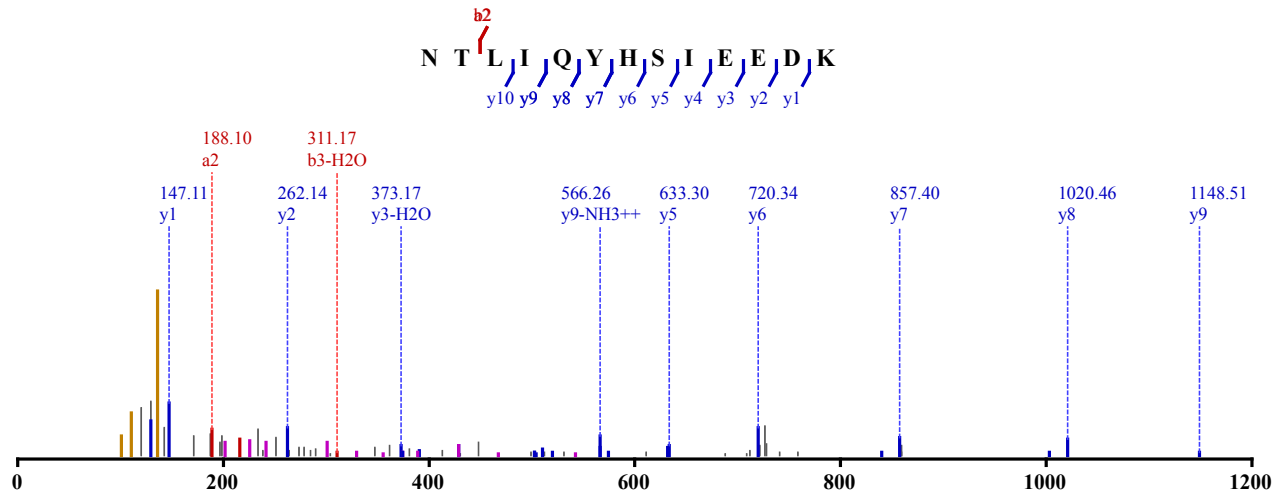


Not Modified

Identified in MSS485 with qvalue 0.00

Charge: 3, Exp. m/z: 530.599, Calc. m/z: 530.597

Data File: HeLa_LysC_pH5_HCD_2, Scans: 24703 - 24703

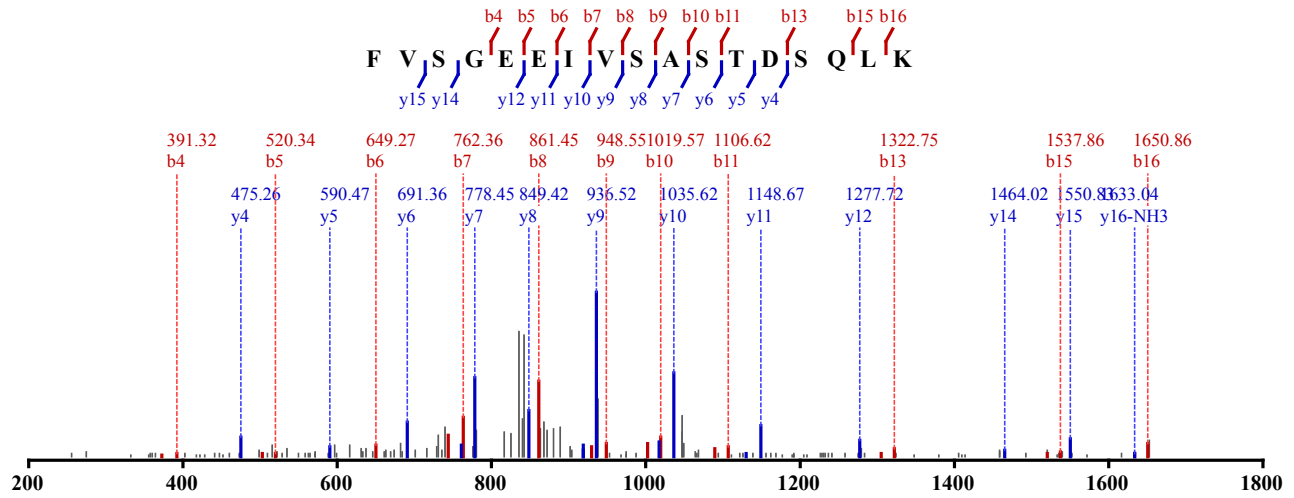


Not Modified

Identified in MSS481 with qvalue 0.00

Charge: 2, Exp. m/z: 898.949, Calc. m/z: 898.947

Data File: HeLa_LysC_pH4_CID_3xload_2, Scans: 21264 - 21264

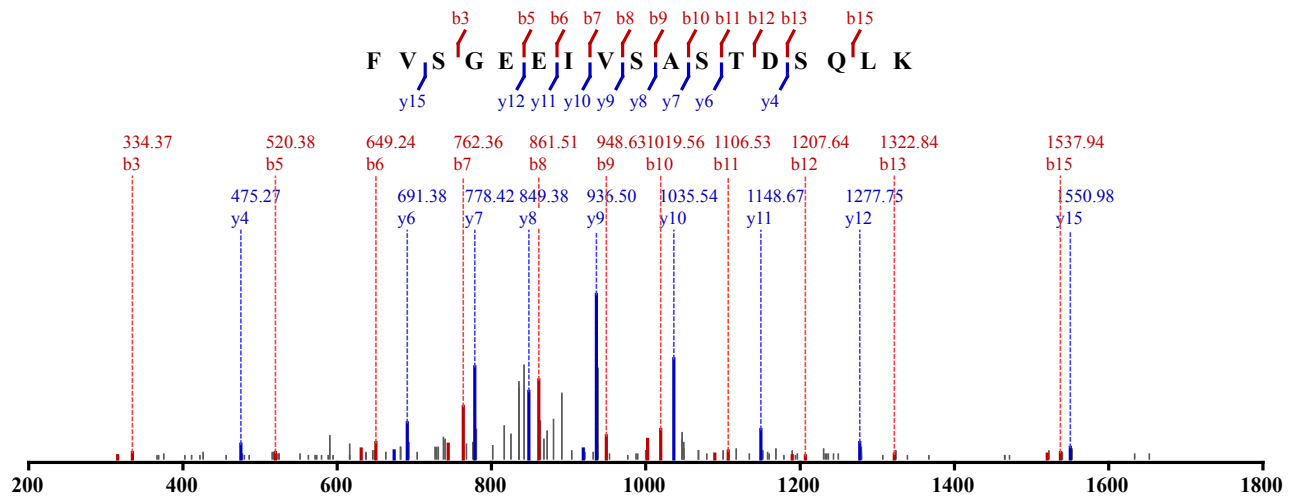


Not Modified

Identified in MSS481 with qvalue 0.00

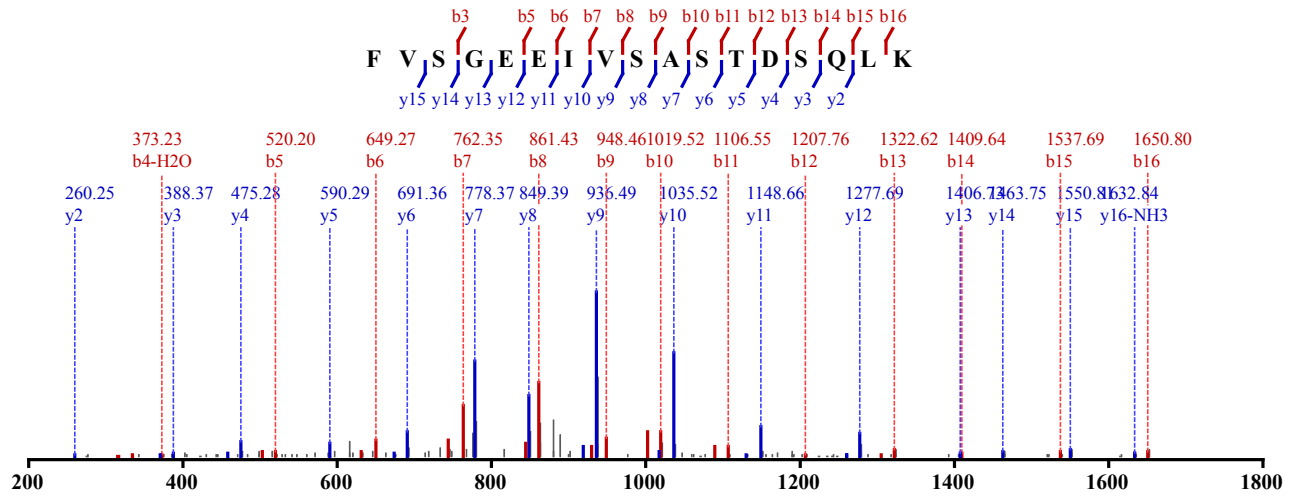
Charge: 2, Exp. m/z: 899.452, Calc. m/z: 898.947

Data File: HeLa_LysC_pH4_CID_3xload_2, Scans: 21305 - 21305

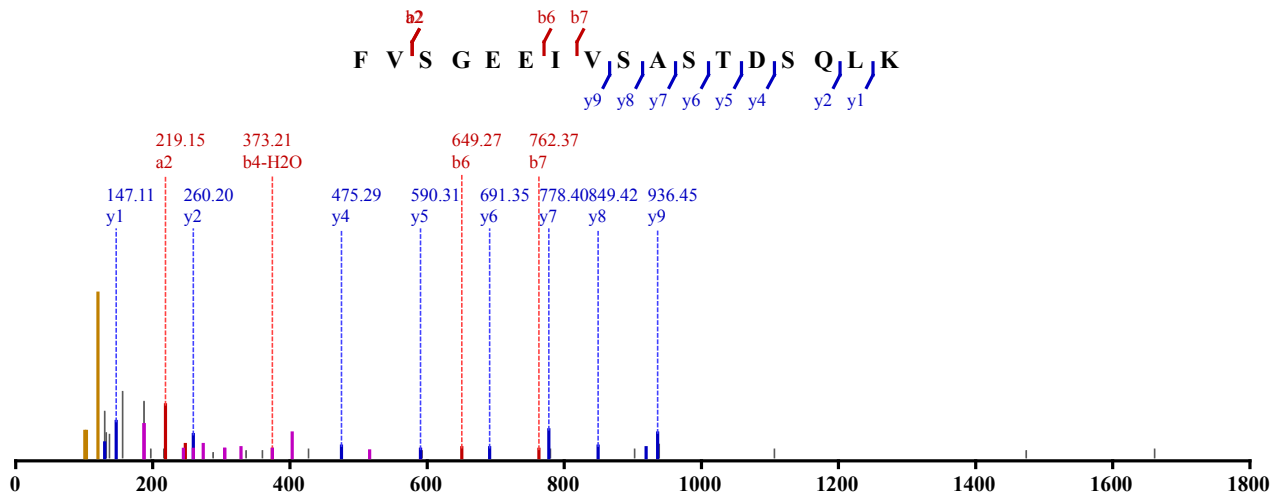


Not Modified

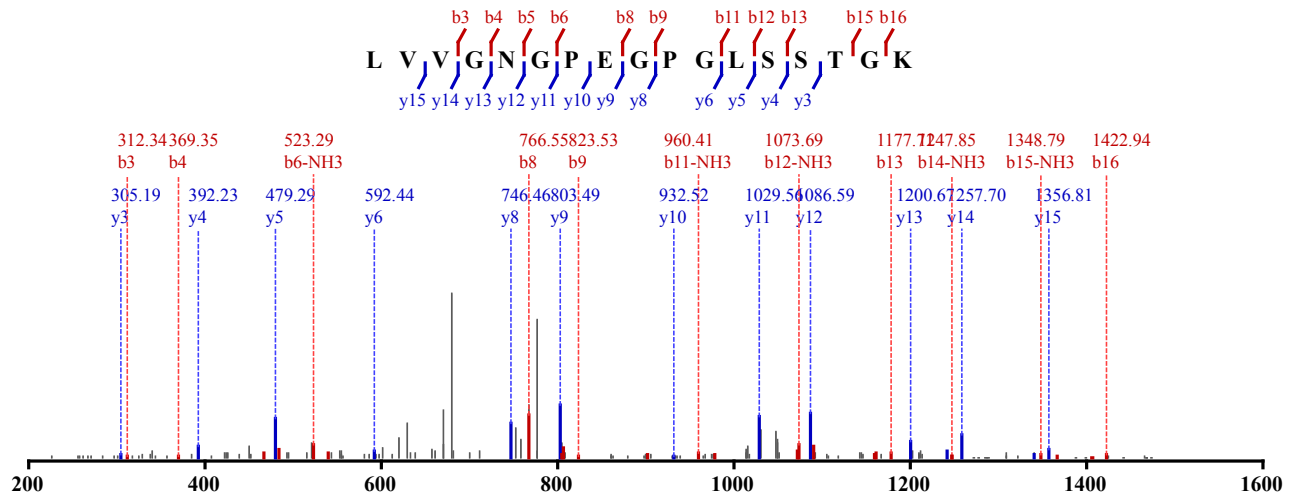
Identified in MSS481 with qvalue 0.00
 Charge: 2, Exp. m/z: 898.952, Calc. m/z: 898.947
 Data File: HeLa_LysC_pH4_CID_3xload_3, Scans: 23371 - 23371

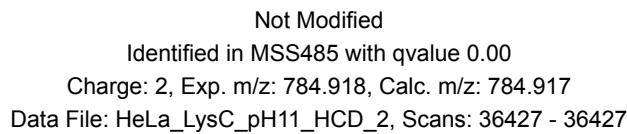
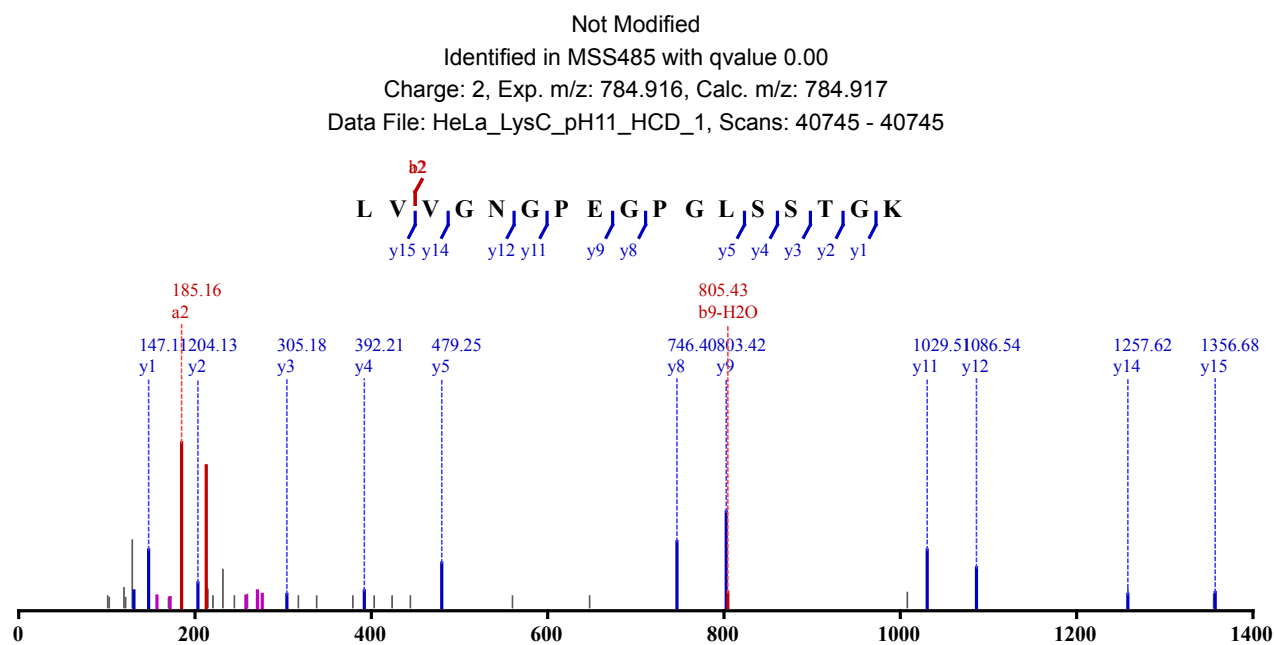
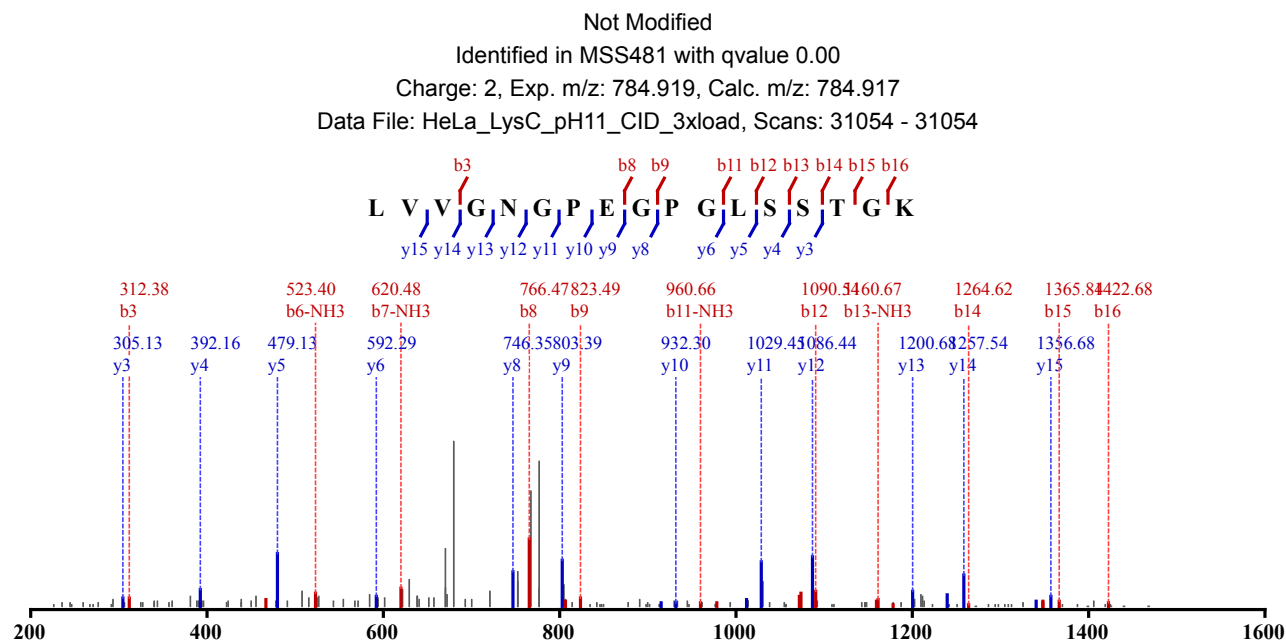


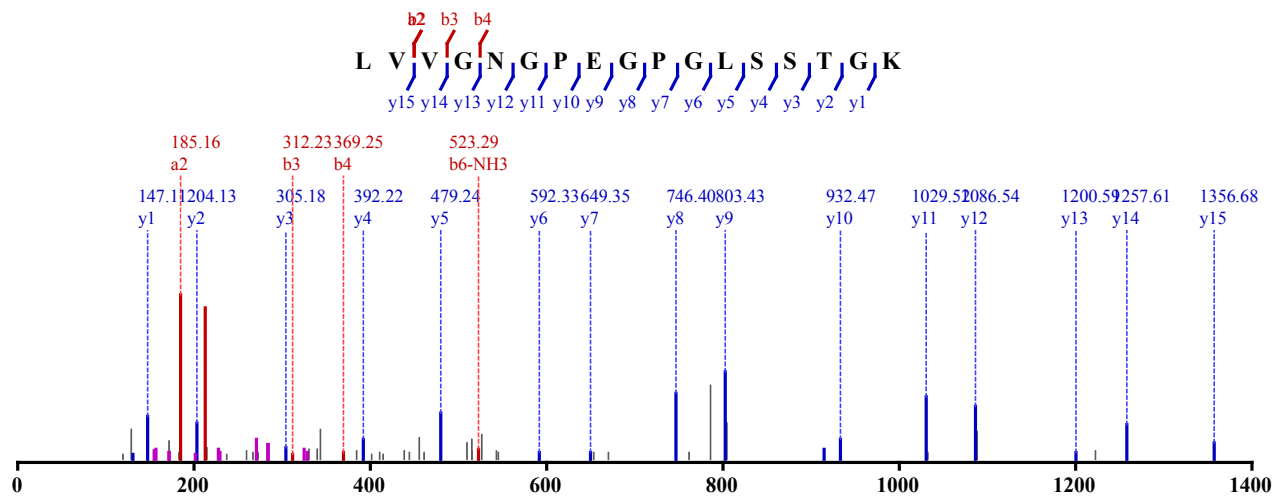
Not Modified
 Identified in MSS485 with qvalue 0.00
 Charge: 3, Exp. m/z: 599.636, Calc. m/z: 599.634
 Data File: HeLa_LysC_pH4_HCD_2, Scans: 35042 - 35042



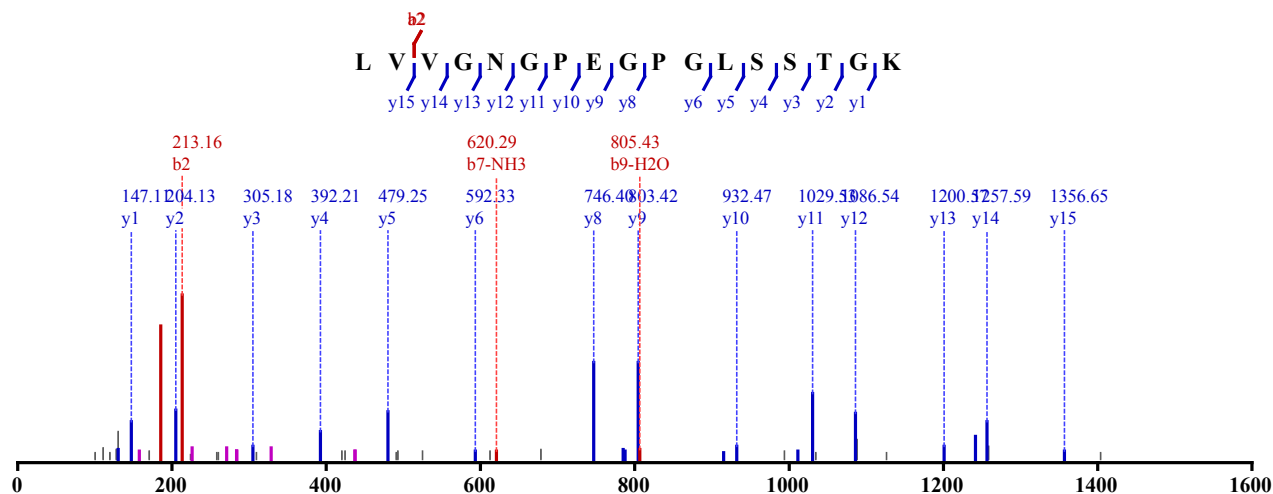
Not Modified
 Identified in MSS481 with qvalue 0.00
 Charge: 2, Exp. m/z: 784.919, Calc. m/z: 784.917
 Data File: HeLa_LysC_pH11_CID_3xload_2, Scans: 30845 - 30845



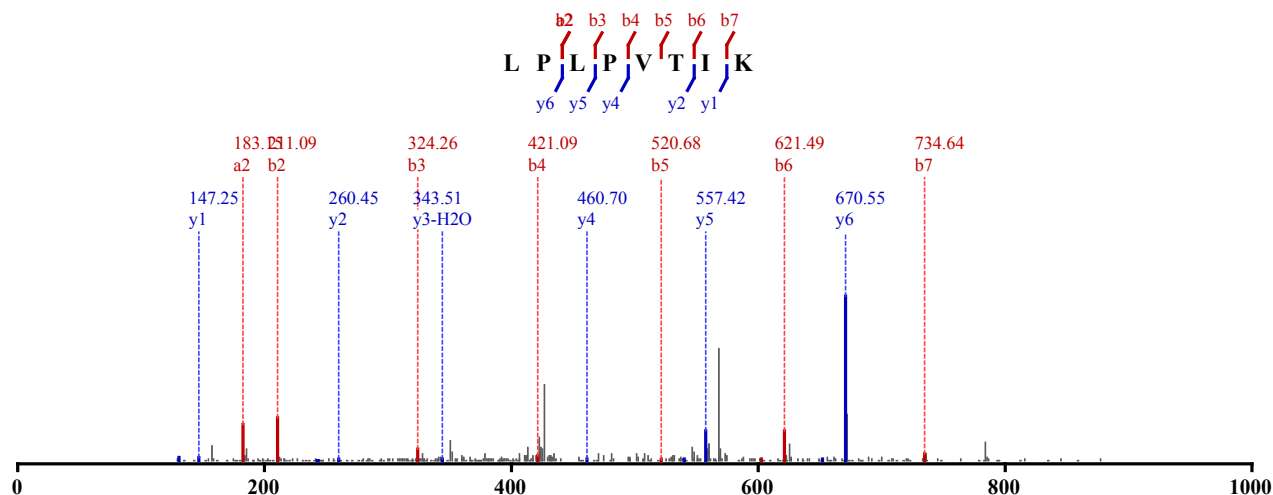




Not Modified
 Identified in MSS485 with qvalue 0.00
 Charge: 2, Exp. m/z: 784.919, Calc. m/z: 784.917
 Data File: HeLa_LysC_pH11_HCD_3, Scans: 35585 - 35585

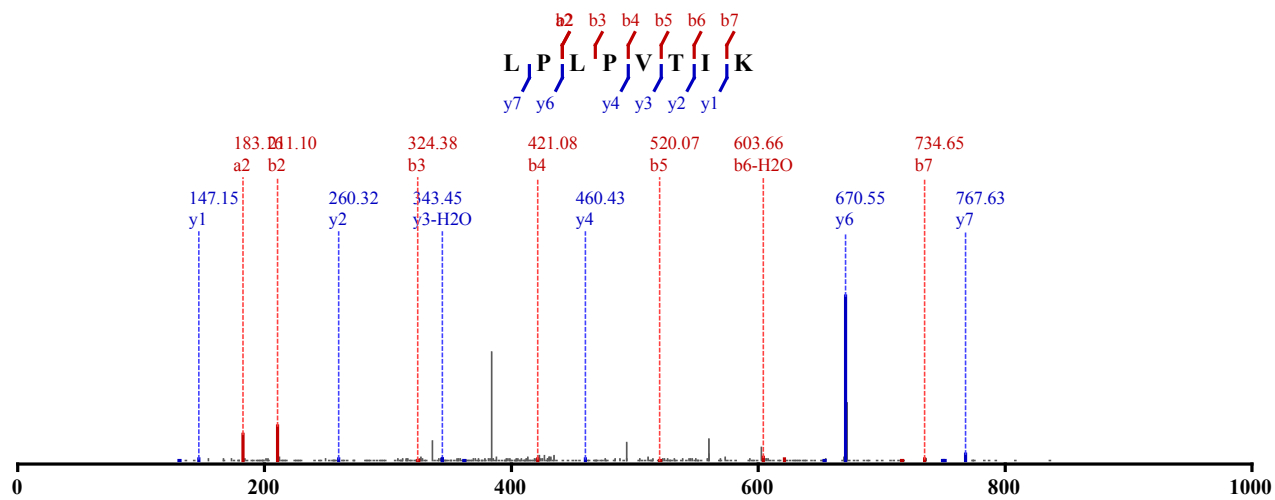


Not Modified
 Identified in MSS110 with qvalue 0.00
 Charge: 2, Exp. m/z: 440.797, Calc. m/z: 440.797
 Data File: HeLa_LysC-try_CID_1, Scans: 34770 - 34770



Not Modified
 Identified in MSS113 with qvalue 0.00
 Charge: 2, Exp. m/z: 440.797, Calc. m/z: 440.797

Data File: HeLa_try_CID_1, Scans: 36867 - 36867

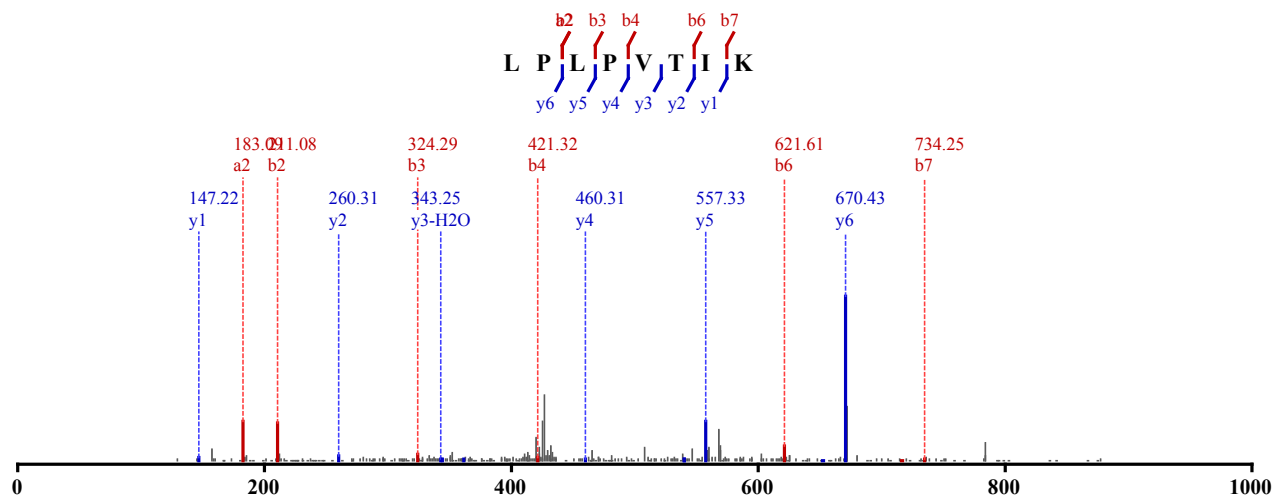


Not Modified

Identified in MSS113 with qvalue 0.00

Charge: 2, Exp. m/z: 440.798, Calc. m/z: 440.797

Data File: HeLa_try_CID_3, Scans: 36371 - 36371

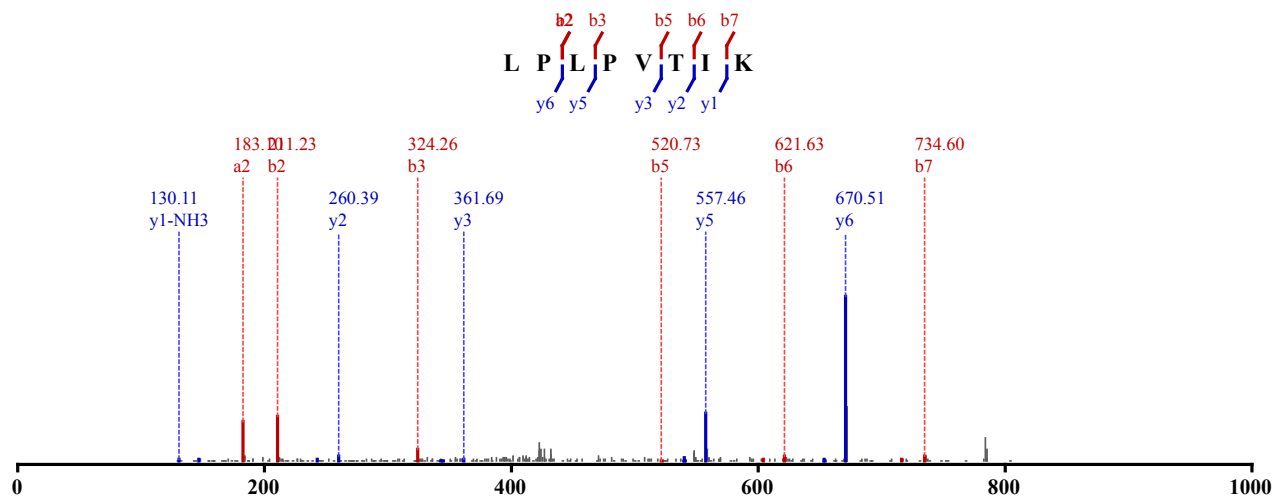


Not Modified

Identified in MSS113 with qvalue 0.00

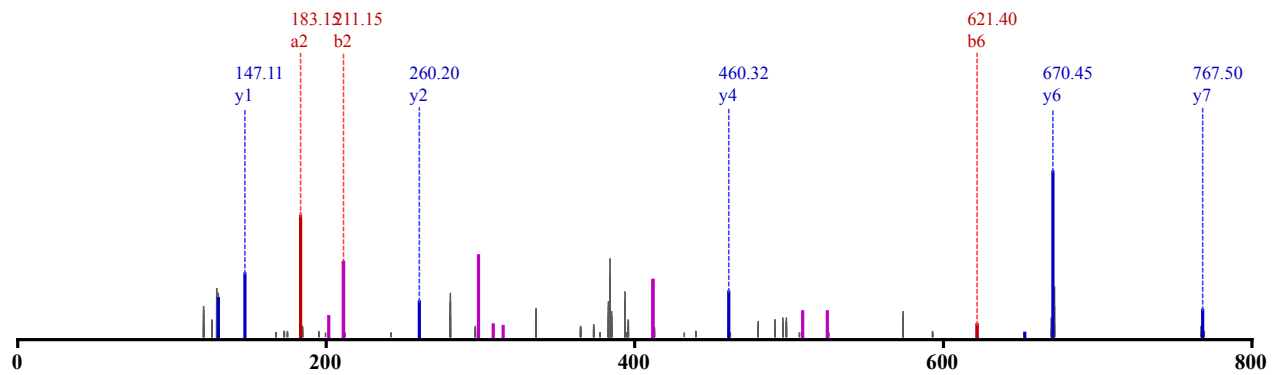
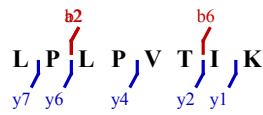
Charge: 2, Exp. m/z: 440.797, Calc. m/z: 440.797

Data File: HeLa_try_CID_1, Scans: 34596 - 34596

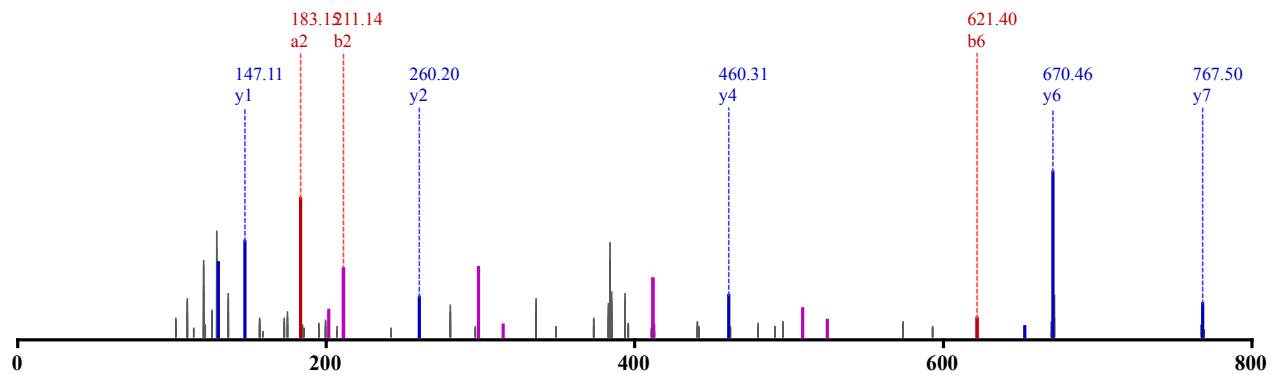
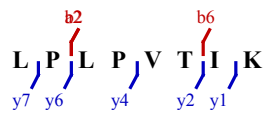


Not Modified

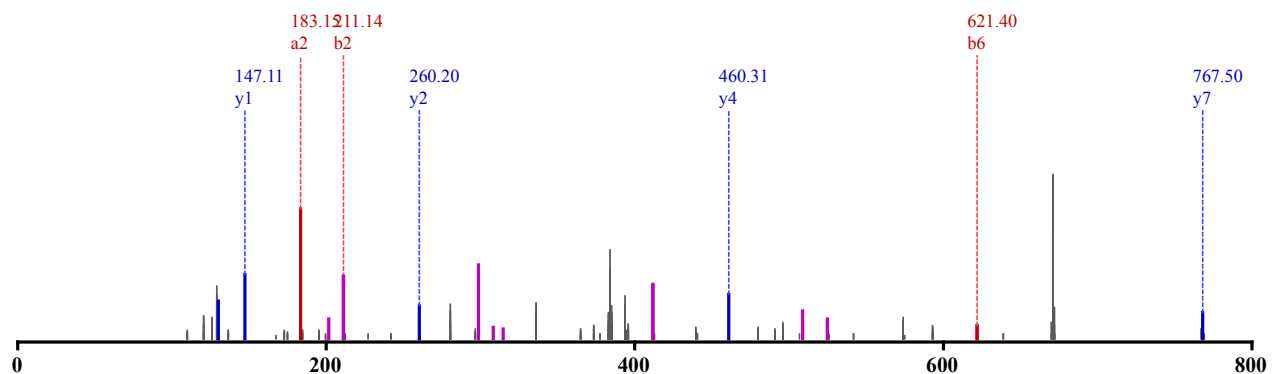
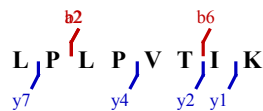
Identified in MSS122 with qvalue 0.00
 Charge: 2, Exp. m/z: 440.799, Calc. m/z: 440.797
 Data File: HeLa_try_HCD_1, Scans: 37421 - 37421



Not Modified
 Identified in MSS130 with qvalue 0.00
 Charge: 2, Exp. m/z: 440.797, Calc. m/z: 440.797
 Data File: HeLa_LysC-try_HCD_2, Scans: 40151 - 40151



Not Modified
 Identified in MSS130 with qvalue 0.00
 Charge: 2, Exp. m/z: 440.797, Calc. m/z: 440.797
 Data File: HeLa_LysC-try_HCD_1, Scans: 33319 - 33319

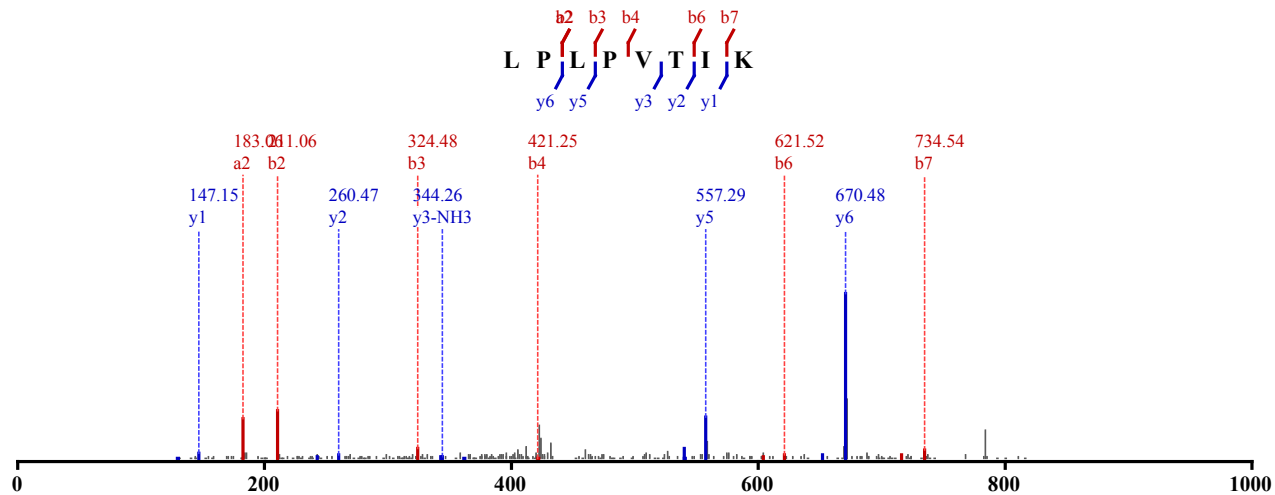


Not Modified

Identified in MSS241 with qvalue 0.00

Charge: 2, Exp. m/z: 440.797, Calc. m/z: 440.797

Data File: HeLa_try_CID-ETD_1, Scans: 24520 - 24520

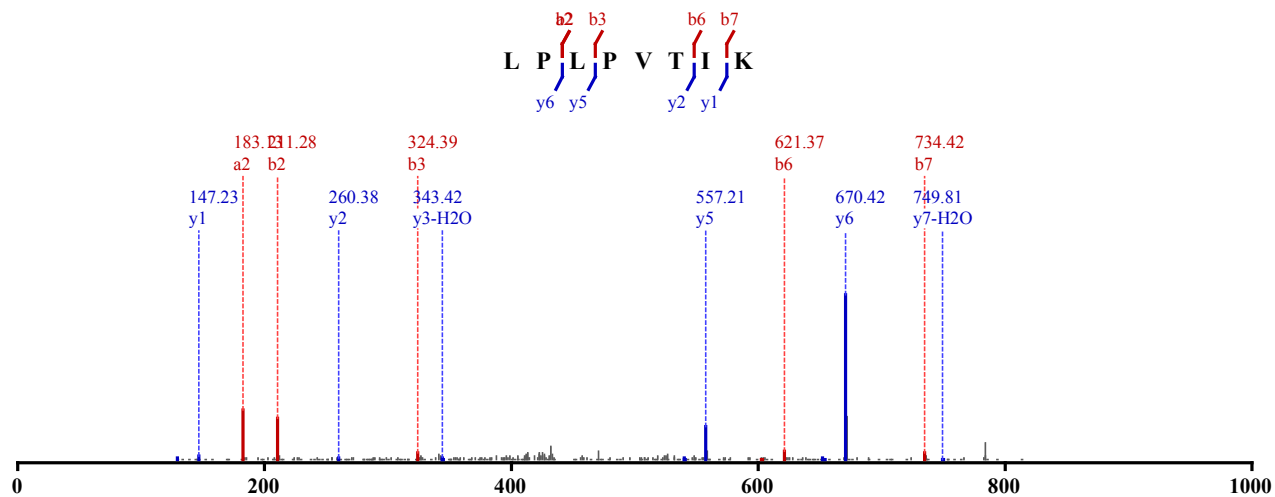


Not Modified

Identified in MSS241 with qvalue 0.00

Charge: 2, Exp. m/z: 440.798, Calc. m/z: 440.797

Data File: HeLa_try_CID-ETD_2, Scans: 22250 - 22250

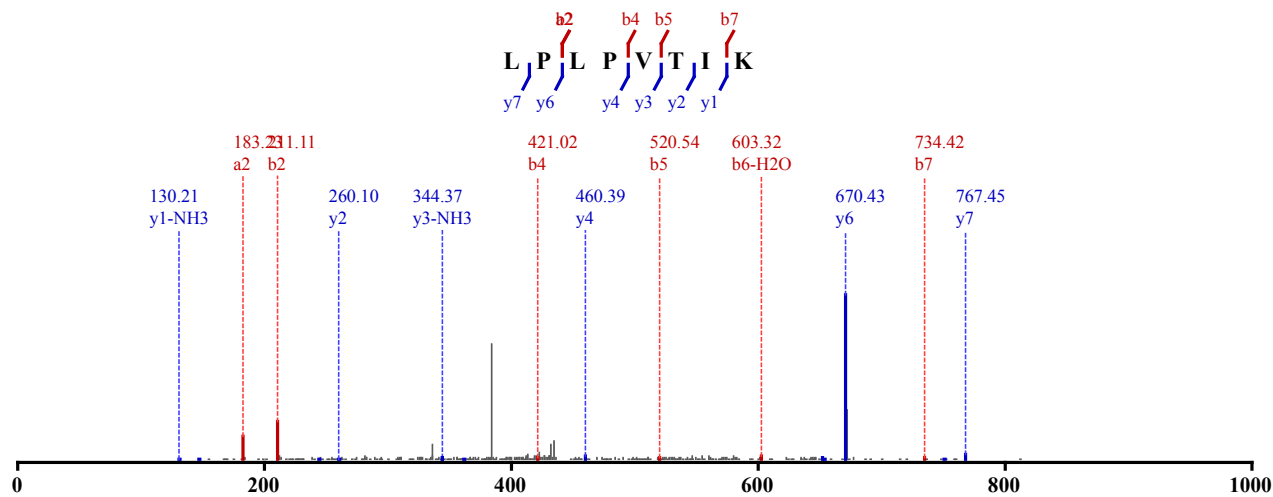


Not Modified

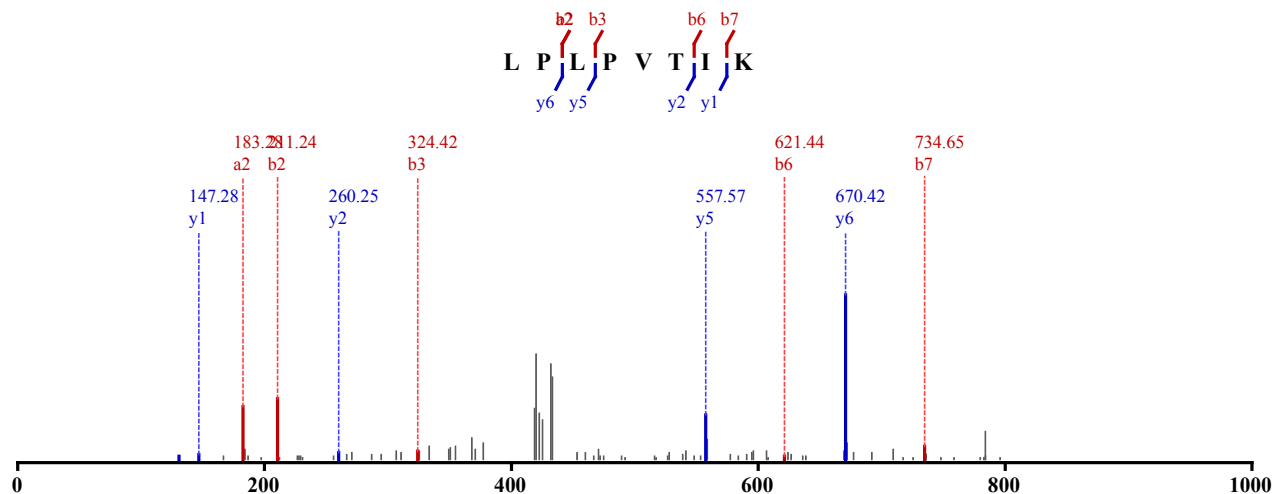
Identified in MSS241 with qvalue 0.00

Charge: 2, Exp. m/z: 440.797, Calc. m/z: 440.797

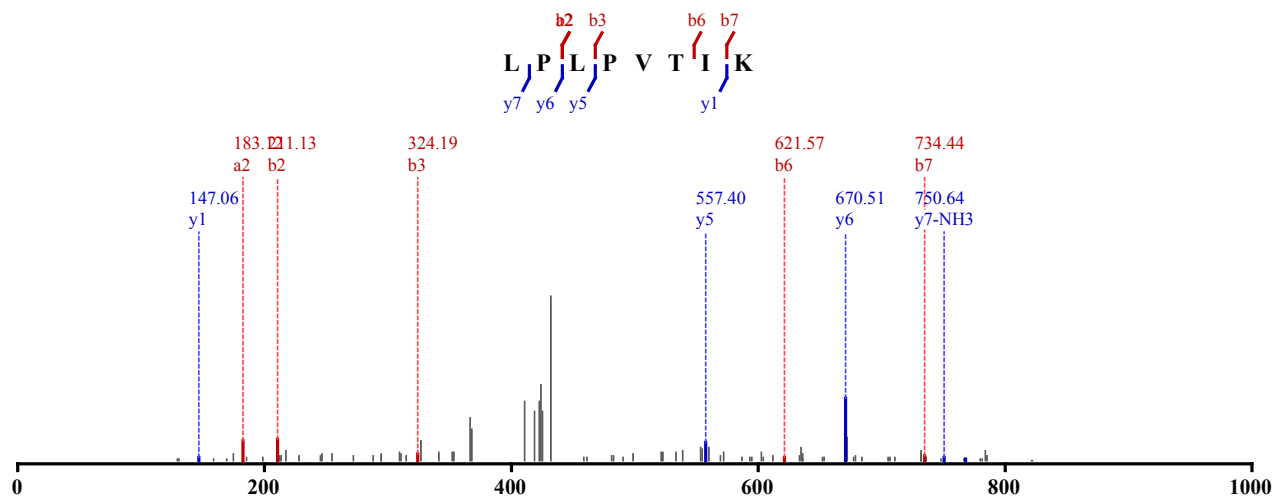
Data File: HeLa_try_CID-ETD_2, Scans: 23472 - 23472



Not Modified
 Identified in MSS480 with qvalue 0.01
 Charge: 2, Exp. m/z: 440.797, Calc. m/z: 440.797
 Data File: HeLa_try_pH11_CID_3xload_2, Scans: 50026 - 50026

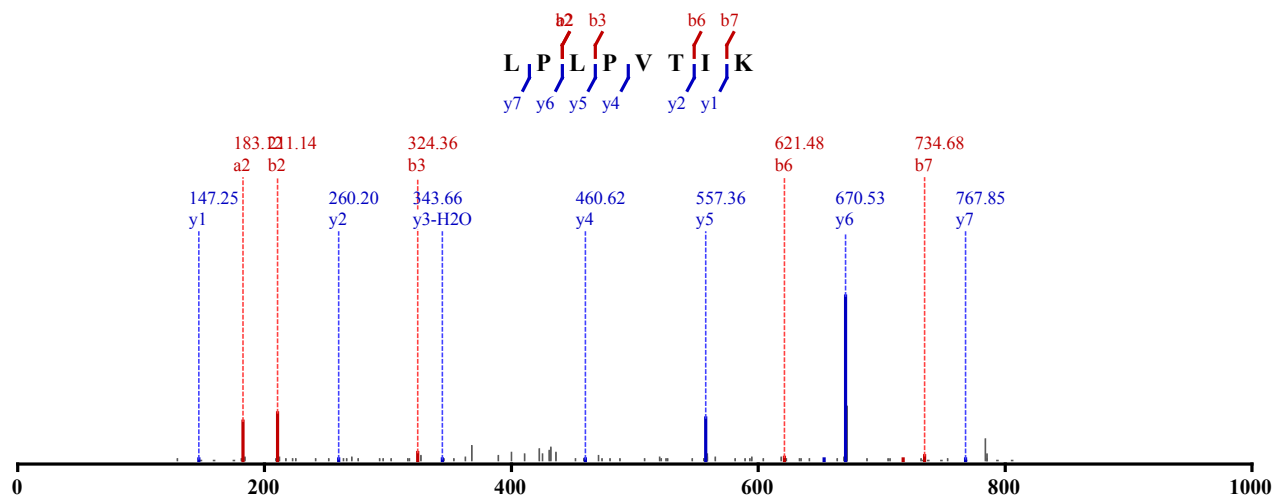


Not Modified
 Identified in MSS480 with qvalue 0.01
 Charge: 2, Exp. m/z: 440.797, Calc. m/z: 440.797
 Data File: HeLa_try_pH11_CID_3xload, Scans: 45365 - 45365



Not Modified
 Identified in MSS480 with qvalue 0.00
 Charge: 2, Exp. m/z: 440.797, Calc. m/z: 440.797

Data File: HeLa_try_pH11_CID_3xload, Scans: 45606 - 45606

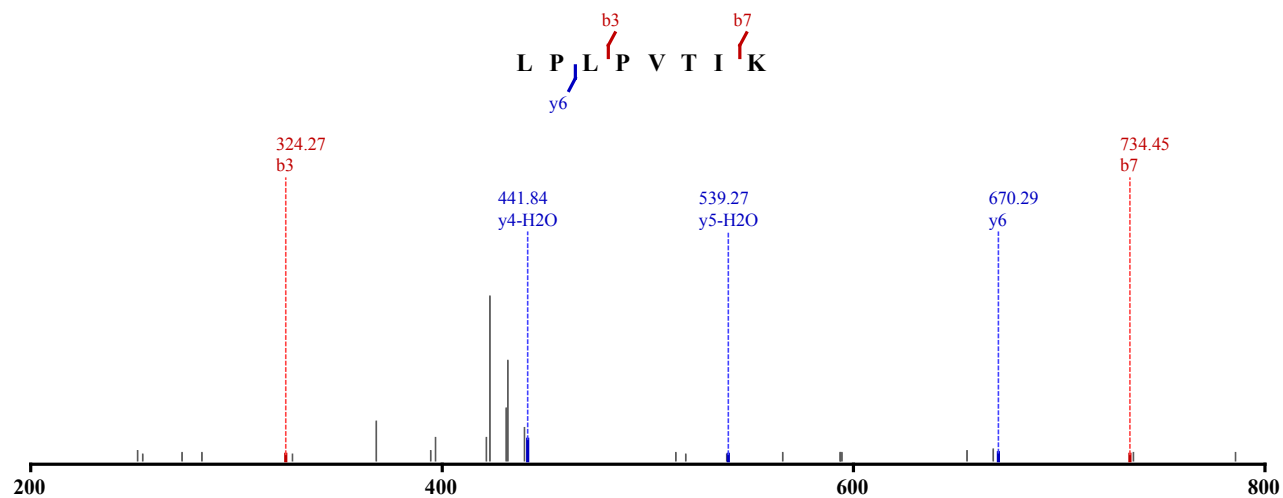


Not Modified

Identified in MSS480 with qvalue 0.01

Charge: 2, Exp. m/z: 440.799, Calc. m/z: 440.797

Data File: HeLa_try_pH3_CID_3xload_3, Scans: 2284 - 2284

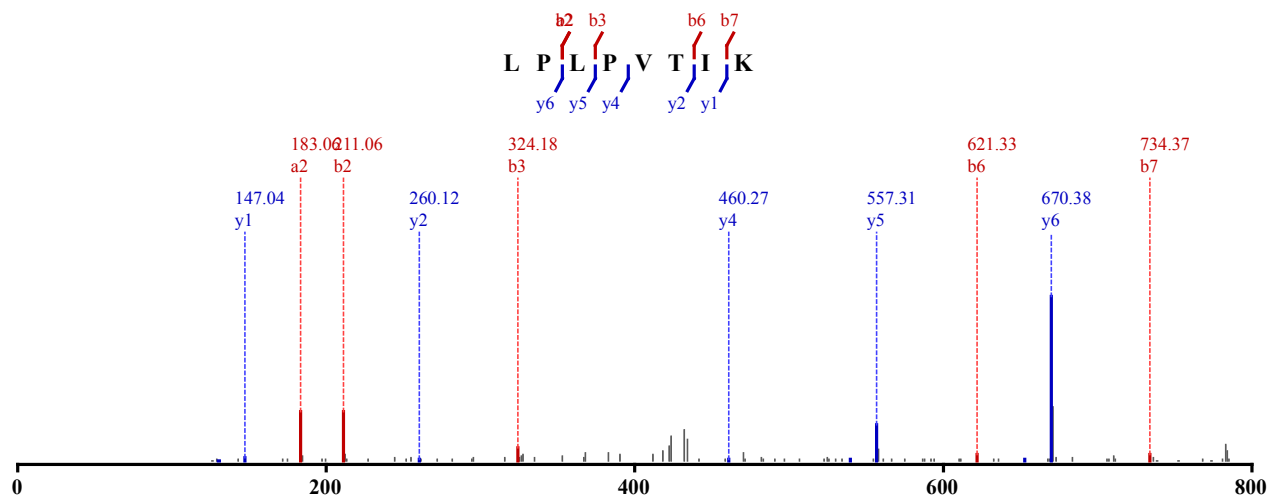


Not Modified

Identified in MSS480 with qvalue 0.00

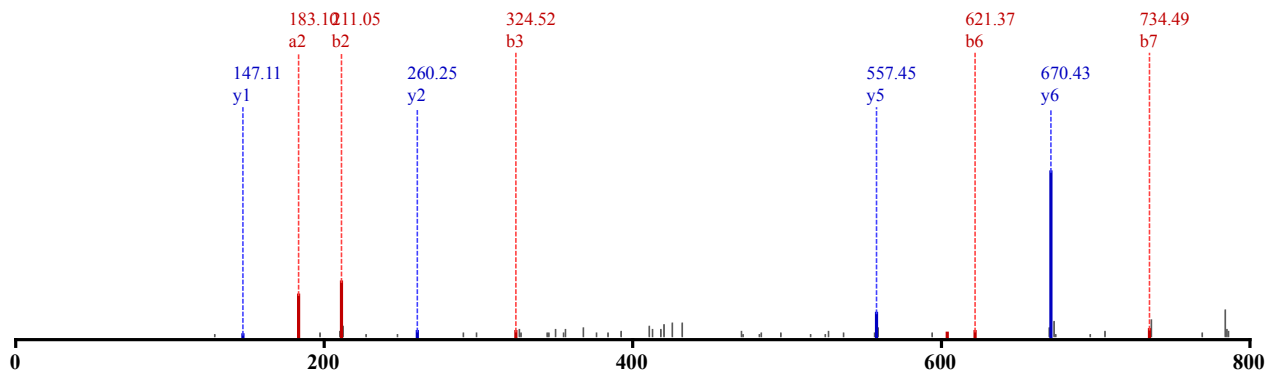
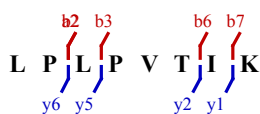
Charge: 2, Exp. m/z: 440.797, Calc. m/z: 440.797

Data File: HeLa_try_pH8_CID_3xload_3, Scans: 50653 - 50653

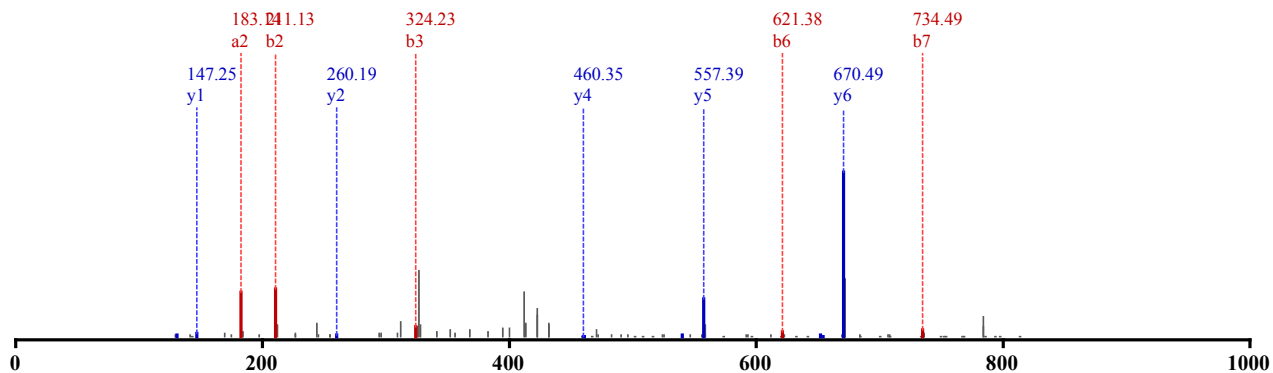
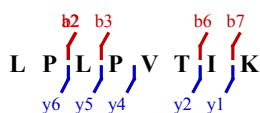


Not Modified

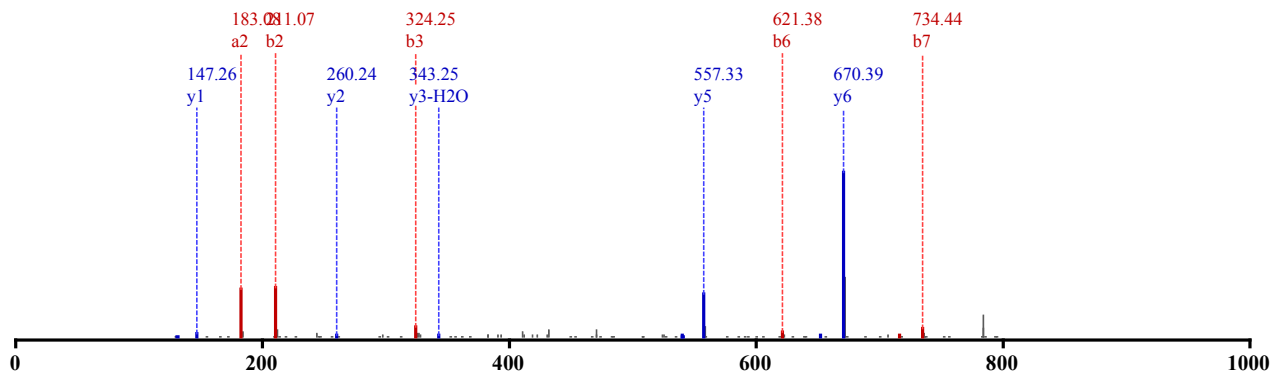
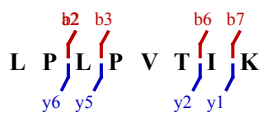
Identified in MSS480 with qvalue 0.00
 Charge: 2, Exp. m/z: 440.797, Calc. m/z: 440.797
 Data File: HeLa_try_pH11_CID_3xload_2, Scans: 49941 - 49941



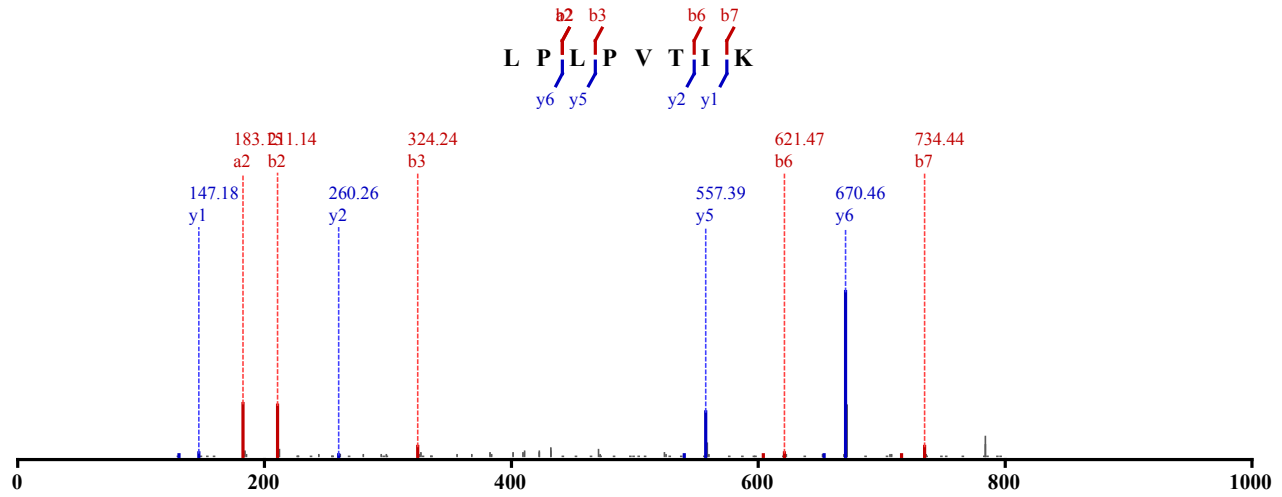
Not Modified
 Identified in MSS480 with qvalue 0.00
 Charge: 2, Exp. m/z: 440.796, Calc. m/z: 440.797
 Data File: HeLa_try_pH11_CID_3xload_3, Scans: 55408 - 55408



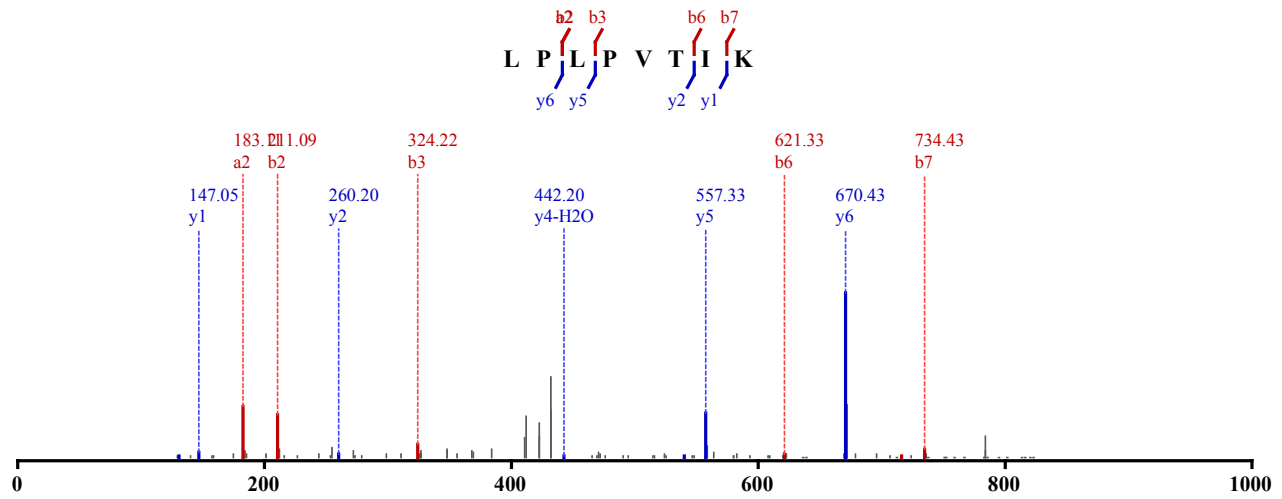
Not Modified
 Identified in MSS480 with qvalue 0.00
 Charge: 2, Exp. m/z: 440.797, Calc. m/z: 440.797
 Data File: HeLa_try_pH11_CID_3xload_3, Scans: 55487 - 55487



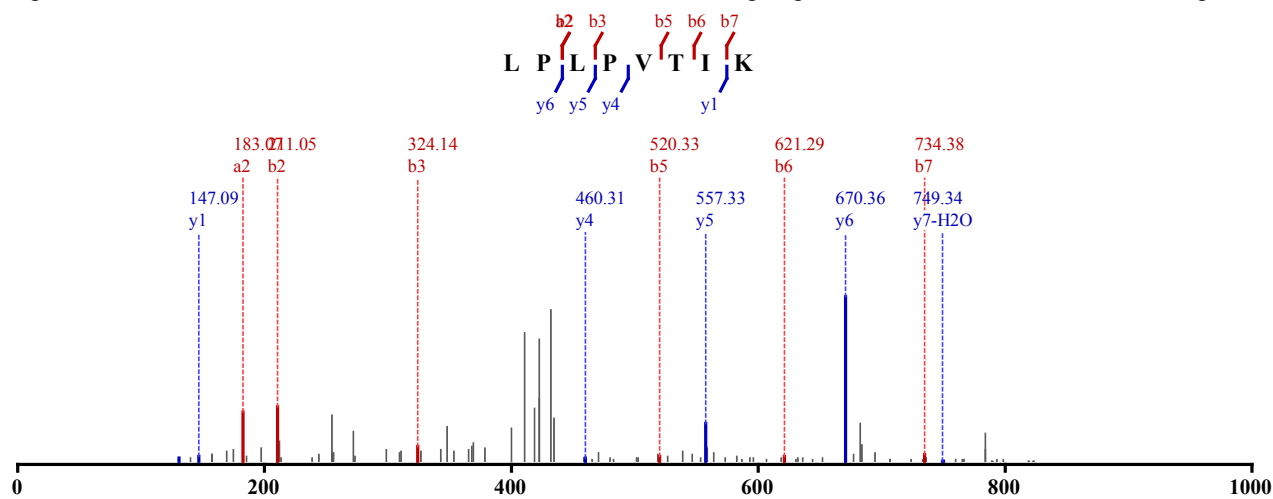
Not Modified
 Identified in MSS480 with qvalue 0.00
 Charge: 2, Exp. m/z: 440.797, Calc. m/z: 440.797
 Data File: HeLa_try_pH11_CID_3xload_3, Scans: 55571 - 55571



Not Modified
 Identified in MSS480 with qvalue 0.00
 Charge: 2, Exp. m/z: 440.797, Calc. m/z: 440.797
 Data File: HeLa_try_pH11_CID_3xload_3, Scans: 55654 - 55654



Not Modified
 Identified in MSS480 with qvalue 0.01
 Charge: 2, Exp. m/z: 440.797, Calc. m/z: 440.797
 Data File: HeLa_try_pH11_CID_3xload_3, Scans: 55753 - 55753

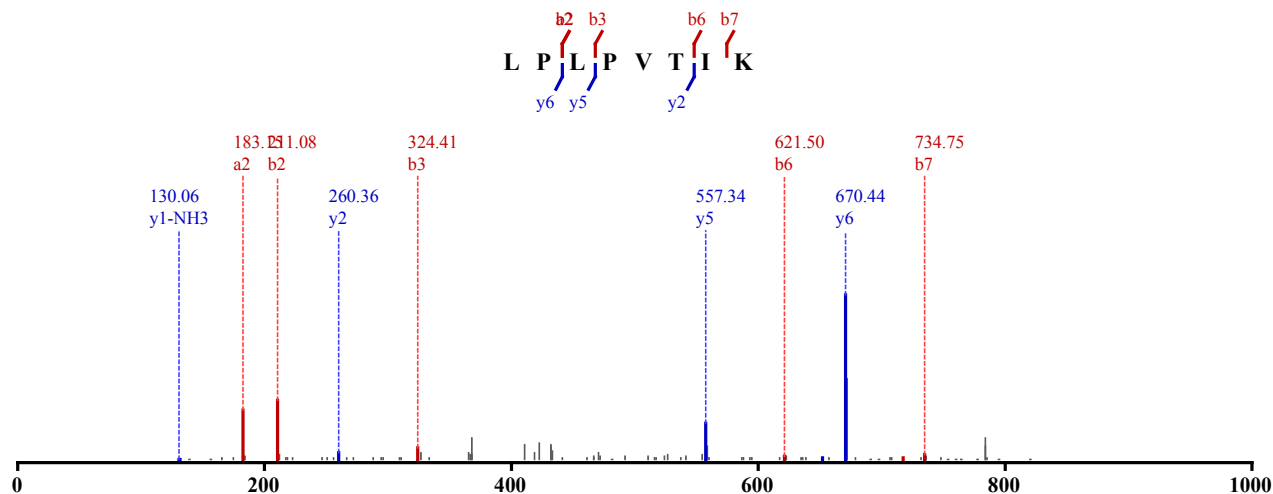


Not Modified

Identified in MSS480 with qvalue 0.00

Charge: 2, Exp. m/z: 440.797, Calc. m/z: 440.797

Data File: HeLa_try_pH11_CID_3xload, Scans: 45522 - 45522

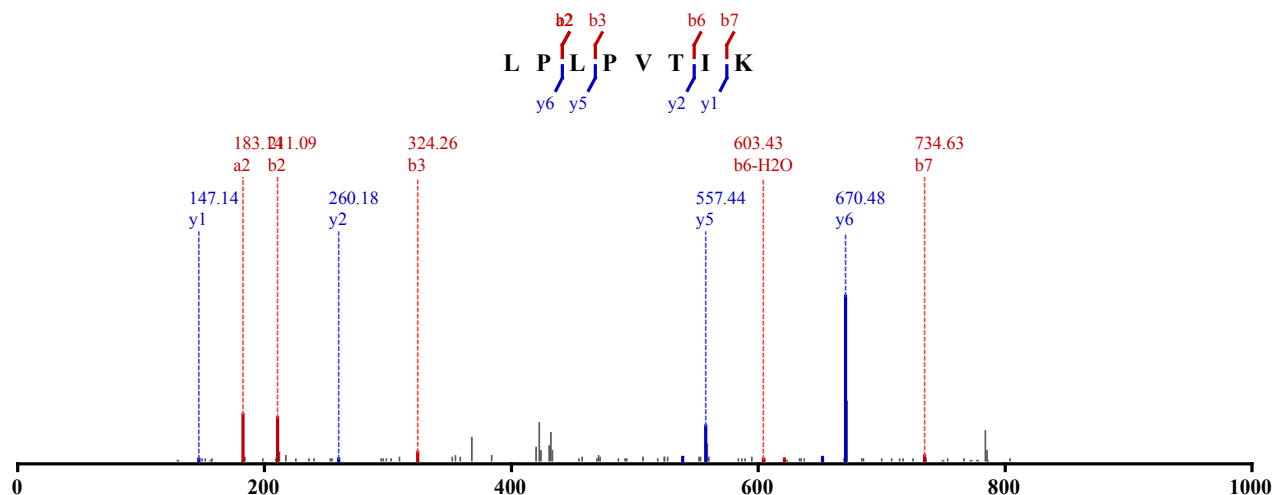


Not Modified

Identified in MSS480 with qvalue 0.01

Charge: 2, Exp. m/z: 440.797, Calc. m/z: 440.797

Data File: HeLa_try_pH11_CID_3xload, Scans: 45690 - 45690

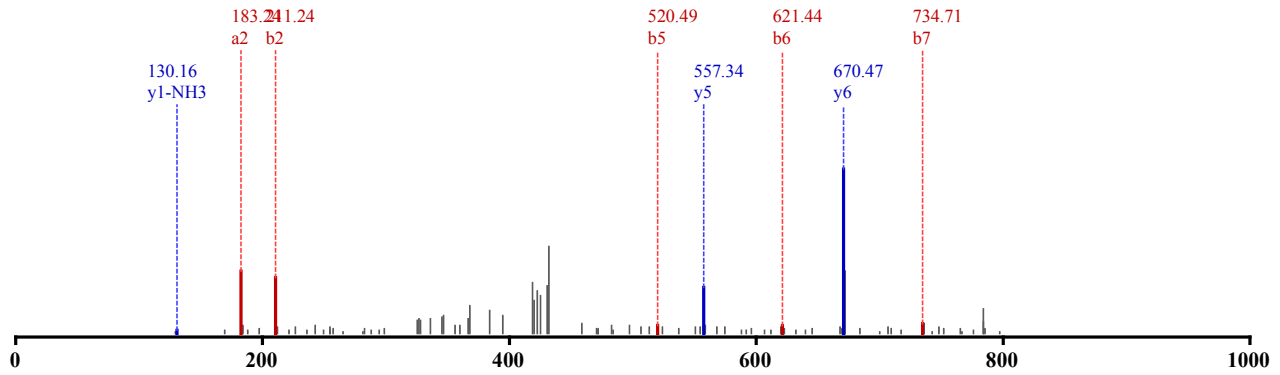
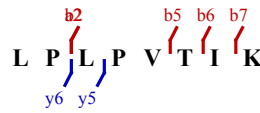


Not Modified

Identified in MSS480 with qvalue 0.01

Charge: 2, Exp. m/z: 440.797, Calc. m/z: 440.797

Data File: HeLa_try_pH8_CID_3xload_2, Scans: 41868 - 41868

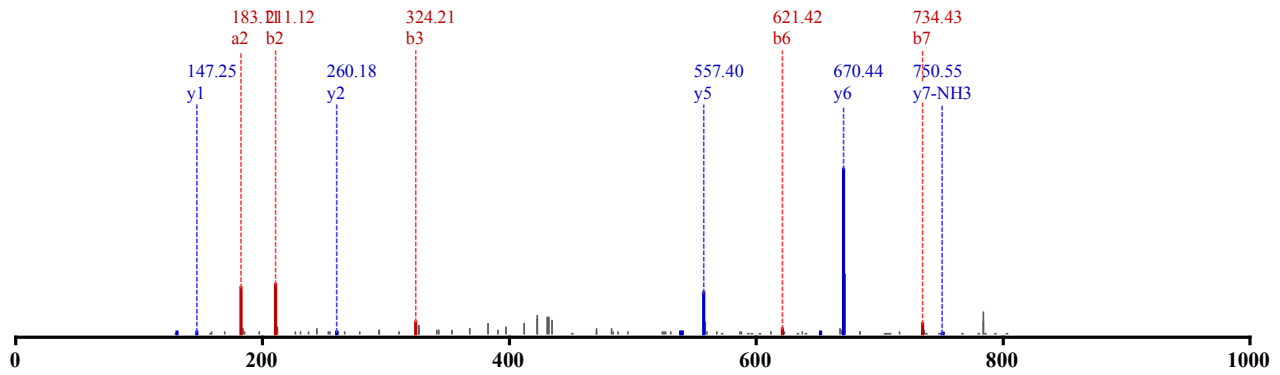
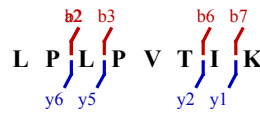


Not Modified

Identified in MSS480 with qvalue 0.00

Charge: 2, Exp. m/z: 440.797, Calc. m/z: 440.797

Data File: HeLa_try_pH8_CID_3xload_3, Scans: 50574 - 50574

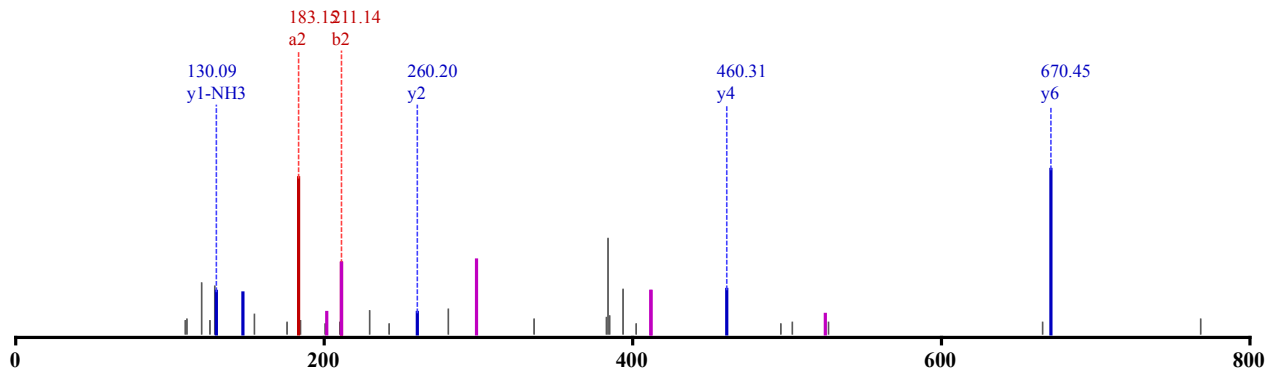
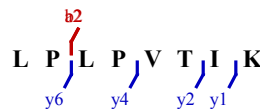


Not Modified

Identified in MSS484 with qvalue 0.00

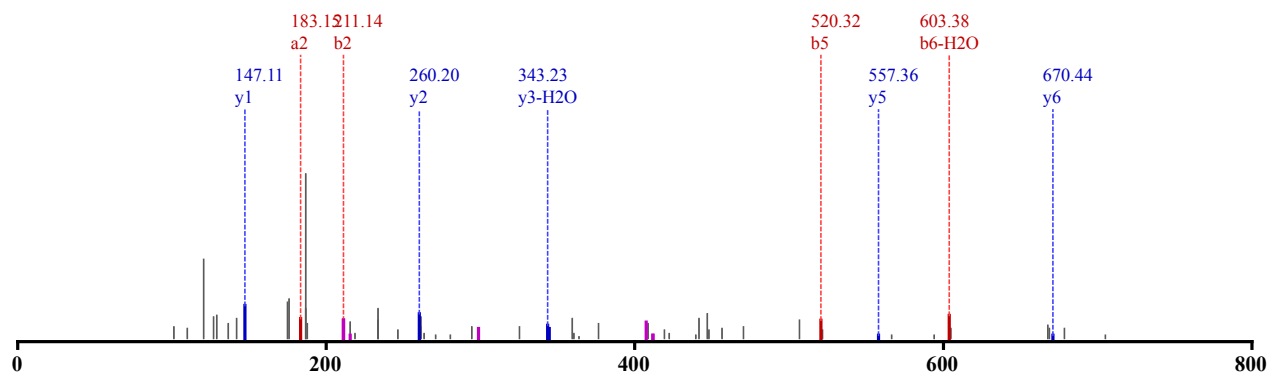
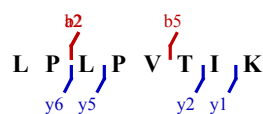
Charge: 2, Exp. m/z: 440.797, Calc. m/z: 440.797

Data File: HeLa_Try_pH5_HCD_3, Scans: 36816 - 36816

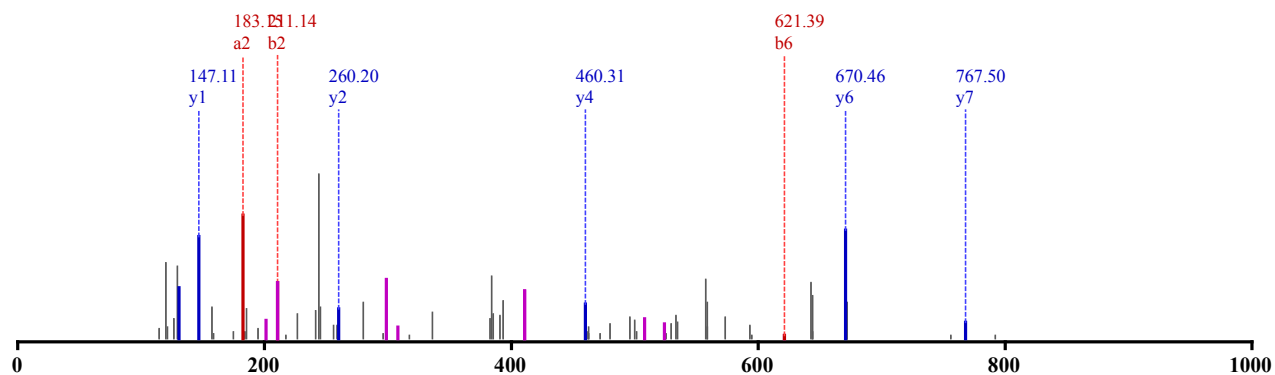
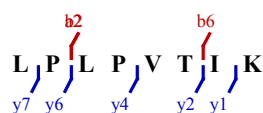


Not Modified

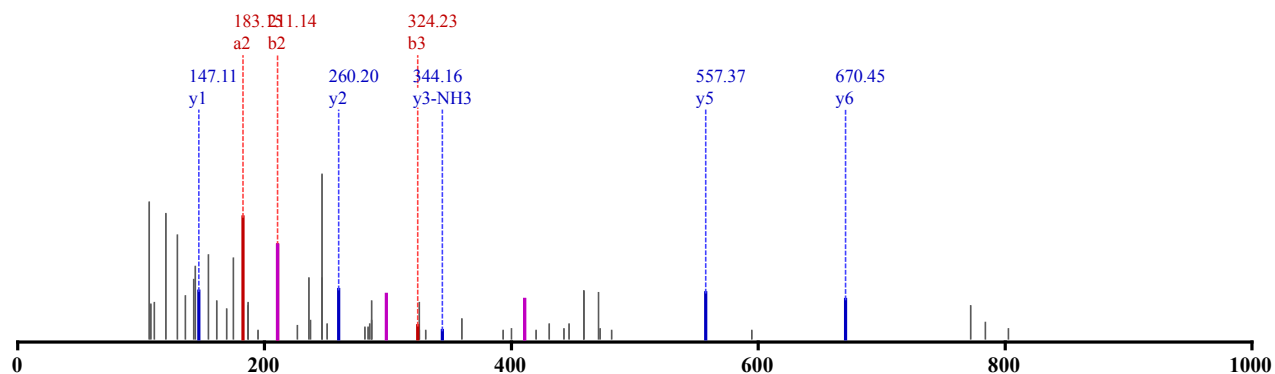
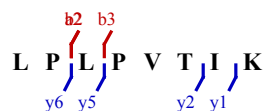
Identified in MSS484 with qvalue 0.01
 Charge: 2, Exp. m/z: 440.797, Calc. m/z: 440.797
 Data File: HeLa_Try_pH8_HCD_1, Scans: 47308 - 47308



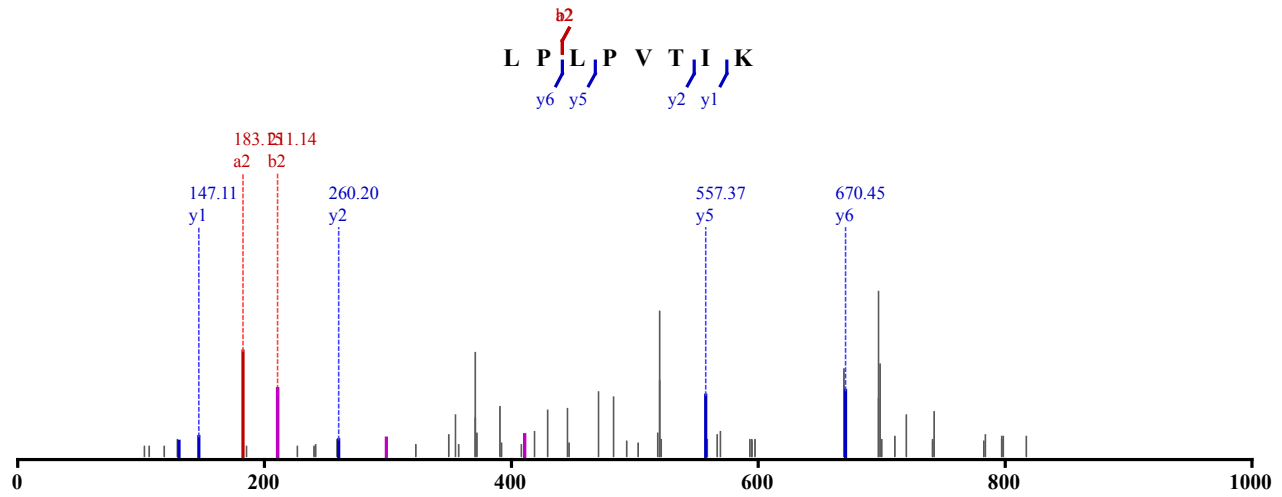
Not Modified
 Identified in MSS484 with qvalue 0.00
 Charge: 2, Exp. m/z: 440.797, Calc. m/z: 440.797
 Data File: HeLa_Try_pH8_HCD_2, Scans: 43976 - 43976



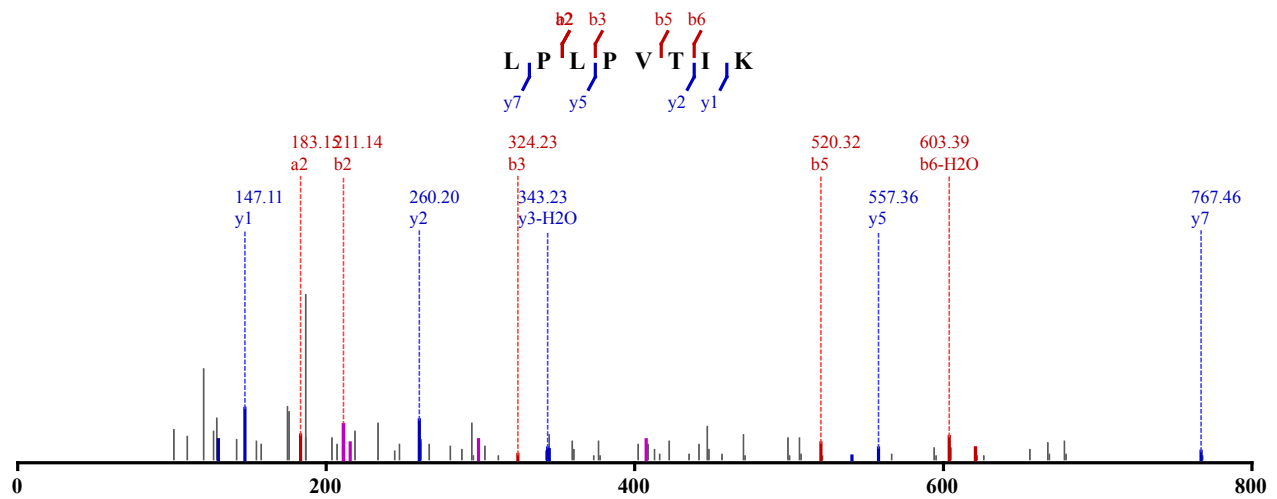
Not Modified
 Identified in MSS484 with qvalue 0.01
 Charge: 2, Exp. m/z: 440.797, Calc. m/z: 440.797
 Data File: HeLa_Try_pH8_HCD_3, Scans: 43801 - 43801



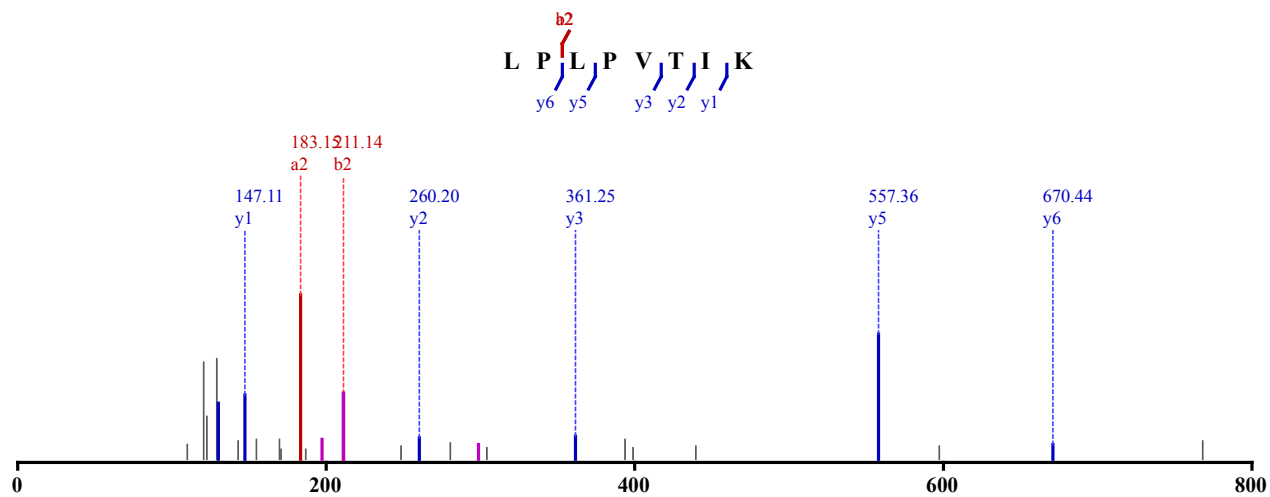
Not Modified
 Identified in MSS484 with qvalue 0.00
 Charge: 2, Exp. m/z: 440.797, Calc. m/z: 440.797
 Data File: HeLa_Try_pH11_HCD_1, Scans: 51207 - 51207



Not Modified
 Identified in MSS484 with qvalue 0.00
 Charge: 2, Exp. m/z: 440.797, Calc. m/z: 440.797
 Data File: HeLa_Try_pH11_HCD_2, Scans: 52532 - 52532



Not Modified
 Identified in MSS485 with qvalue 0.00
 Charge: 2, Exp. m/z: 440.798, Calc. m/z: 440.797
 Data File: HeLa_LysC_pH8_HCD_2, Scans: 43231 - 43231

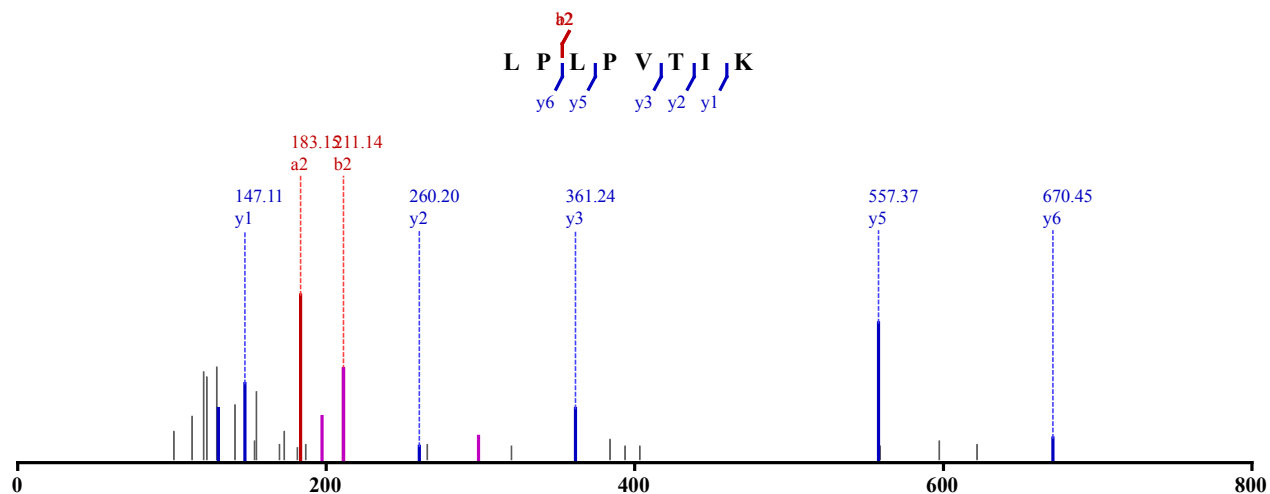


Not Modified

Identified in MSS485 with qvalue 0.00

Charge: 2, Exp. m/z: 440.797, Calc. m/z: 440.797

Data File: HeLa_LysC_pH8_HCD_3, Scans: 42627 - 42627

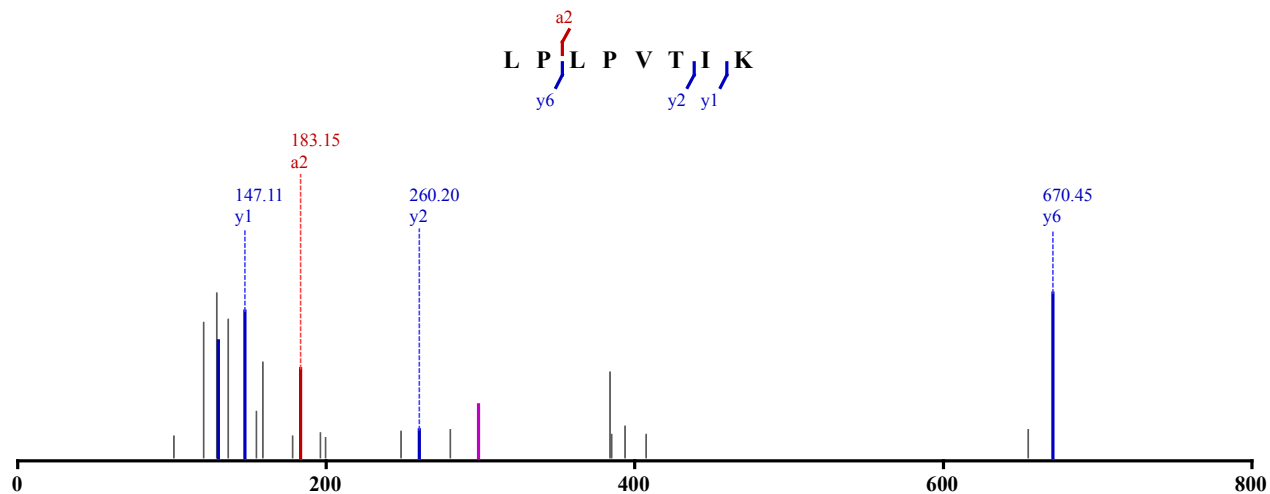


Not Modified

Identified in MSS485 with qvalue 0.01

Charge: 2, Exp. m/z: 440.797, Calc. m/z: 440.797

Data File: HeLa_LysC_pH6_HCD_2, Scans: 44331 - 44331

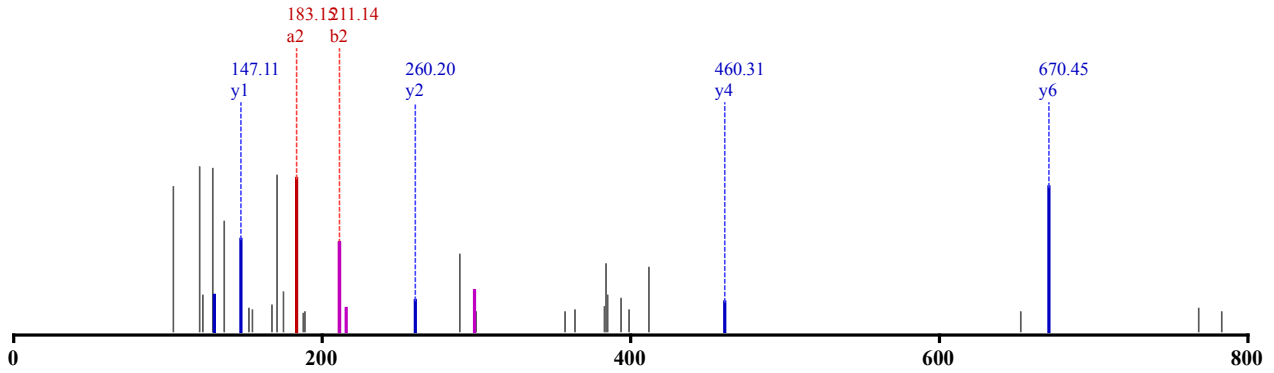
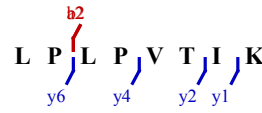


Not Modified

Identified in MSS487 with qvalue 0.00

Charge: 2, Exp. m/z: 440.797, Calc. m/z: 440.797

Data File: HeLa_ArgC-Try_pH2_HCD_2, Scans: 35229 - 35229

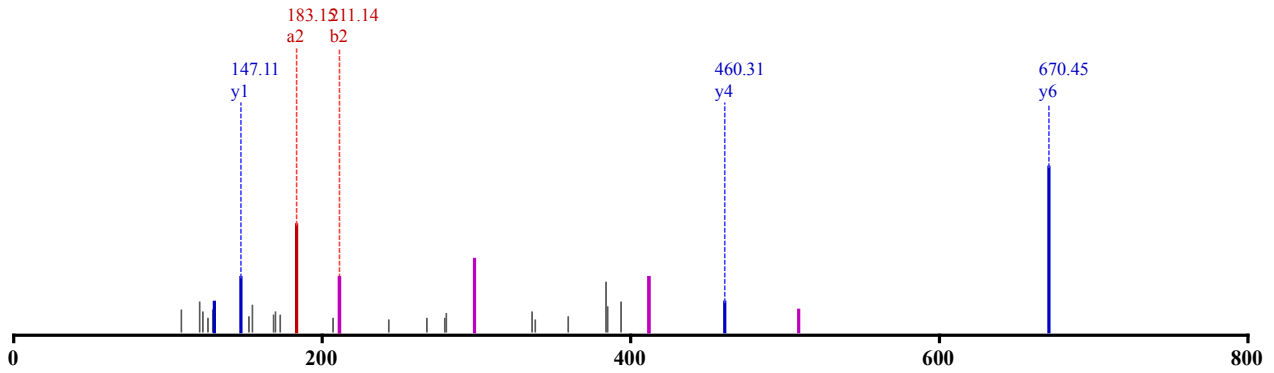
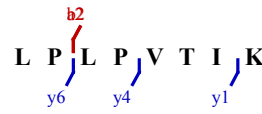


Not Modified

Identified in MSS487 with qvalue 0.00

Charge: 2, Exp. m/z: 440.797, Calc. m/z: 440.797

Data File: HeLa_ArgC-Try_pH4_HCD_1, Scans: 33453 - 33453

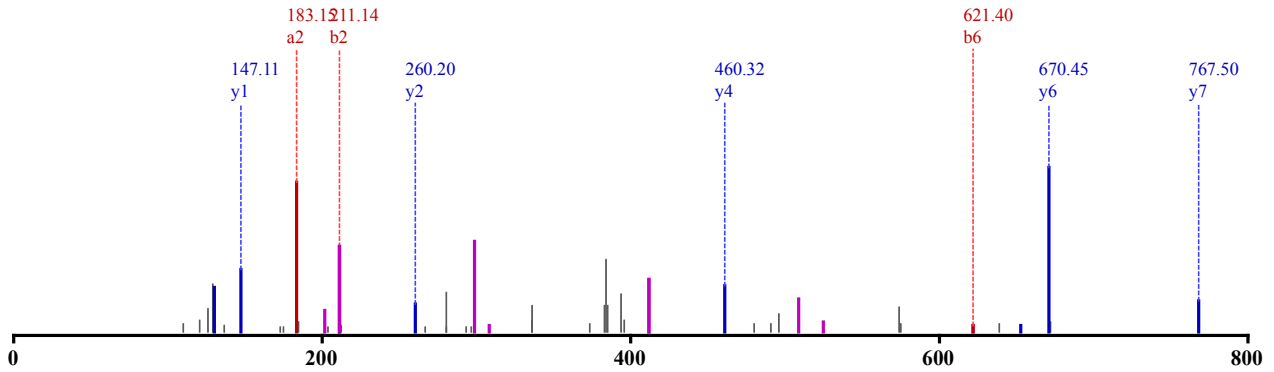
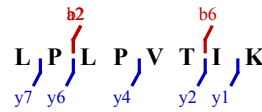


Not Modified

Identified in MSS487 with qvalue 0.00

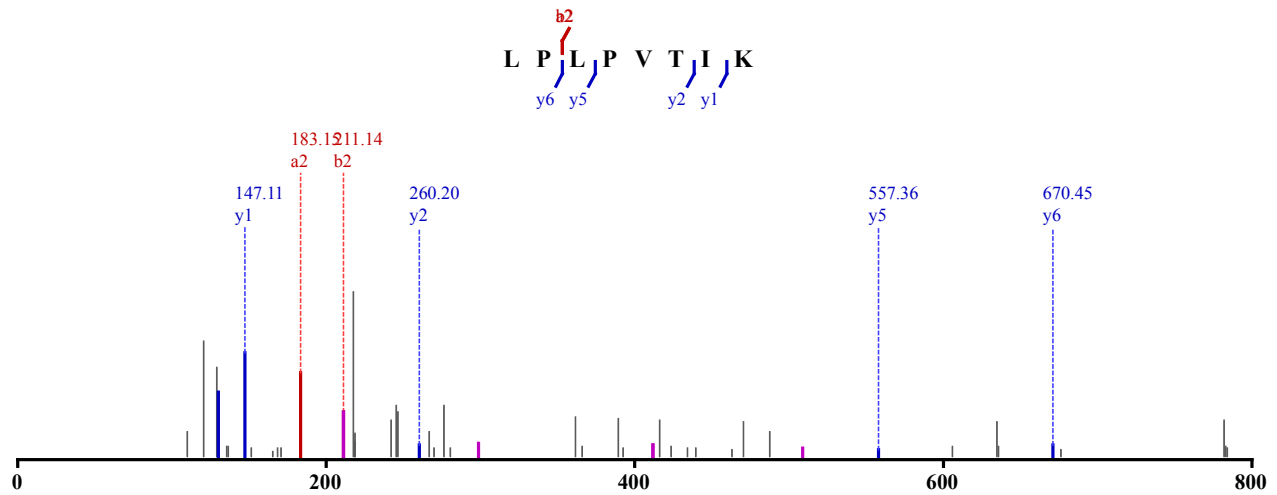
Charge: 2, Exp. m/z: 440.797, Calc. m/z: 440.797

Data File: HeLa_ArgC-Try_pH4_HCD_1, Scans: 33520 - 33520

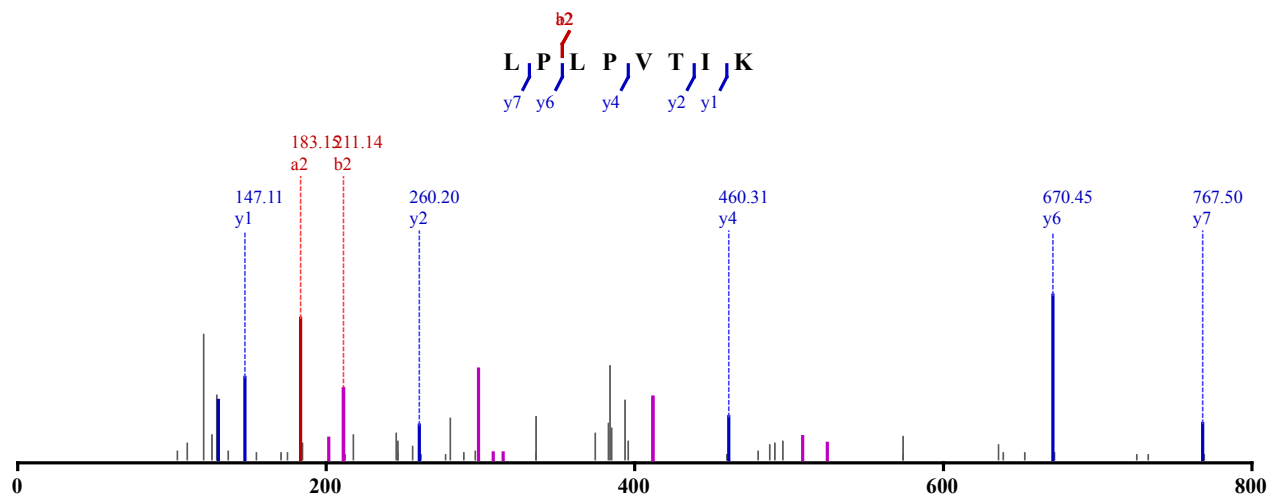


Not Modified

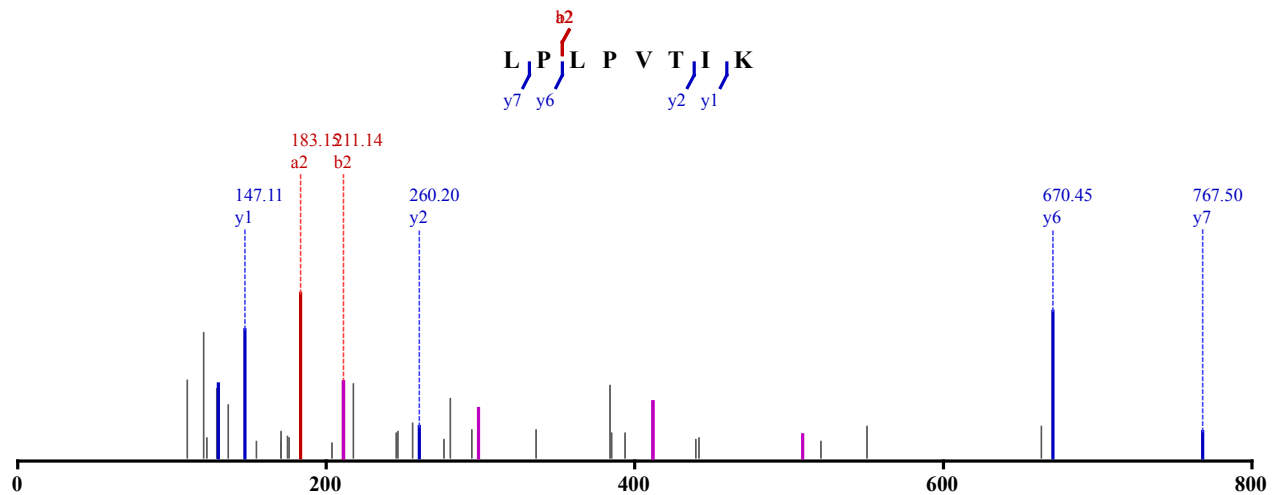
Identified in MSS487 with qvalue 0.00
 Charge: 2, Exp. m/z: 440.797, Calc. m/z: 440.797
 Data File: HeLa_ArgC-Try_pH5_HCD_1, Scans: 33610 - 33610



Not Modified
 Identified in MSS487 with qvalue 0.00
 Charge: 2, Exp. m/z: 440.797, Calc. m/z: 440.797
 Data File: HeLa_ArgC-Try_pH5_HCD_3, Scans: 39507 - 39507



Not Modified
 Identified in MSS487 with qvalue 0.00
 Charge: 2, Exp. m/z: 440.796, Calc. m/z: 440.797
 Data File: HeLa_ArgC-Try_pH5_HCD_3, Scans: 39439 - 39439

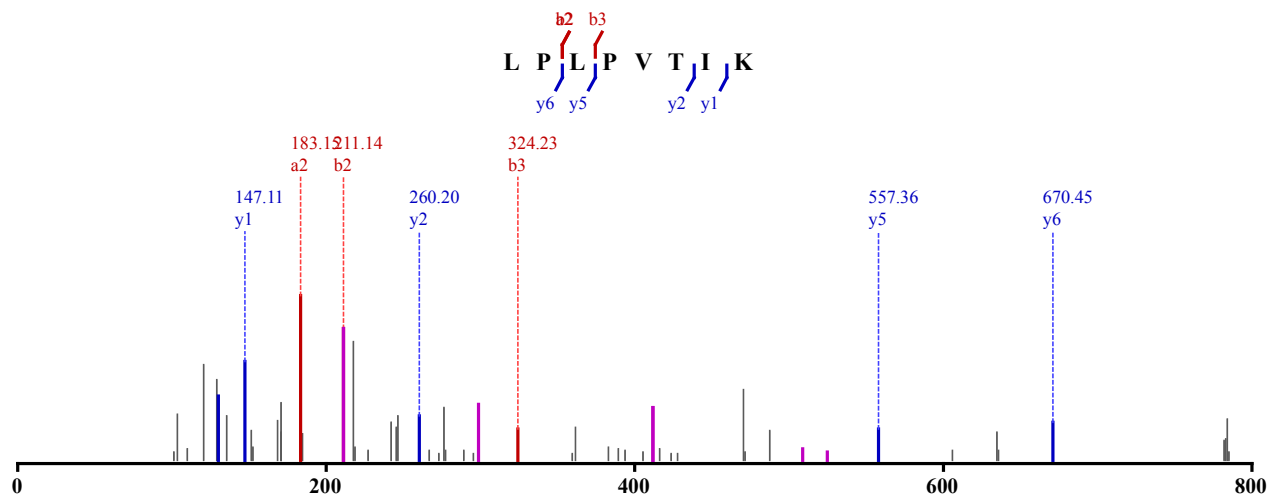


Not Modified

Identified in MSS487 with qvalue 0.00

Charge: 2, Exp. m/z: 440.797, Calc. m/z: 440.797

Data File: HeLa_ArgC-Try_pH6_HCD_1, Scans: 34904 - 34904

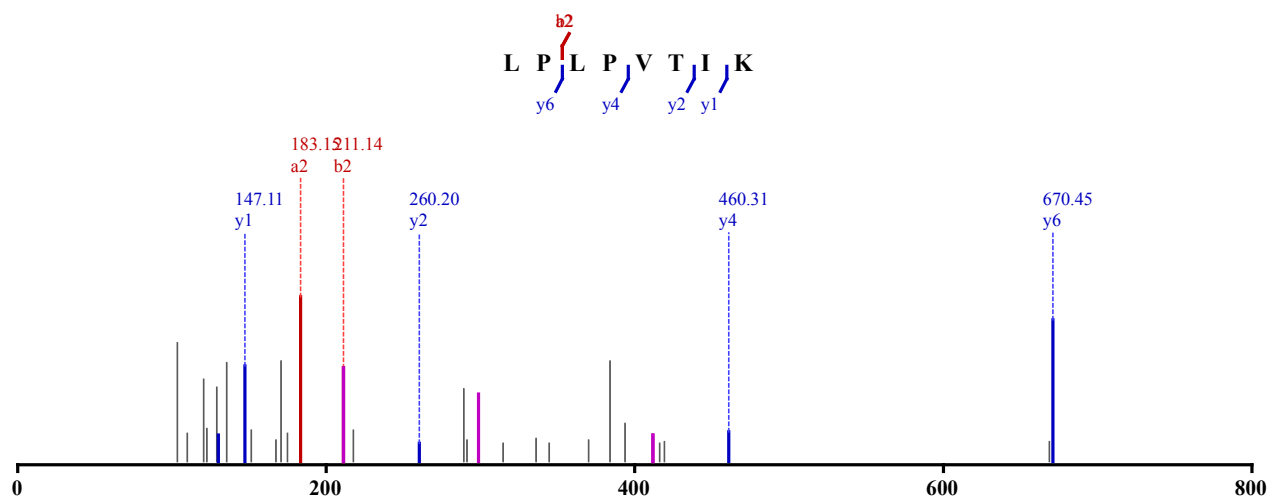


Not Modified

Identified in MSS487 with qvalue 0.00

Charge: 2, Exp. m/z: 440.797, Calc. m/z: 440.797

Data File: HeLa_ArgC-Try_pH6_HCD_1, Scans: 36277 - 36277

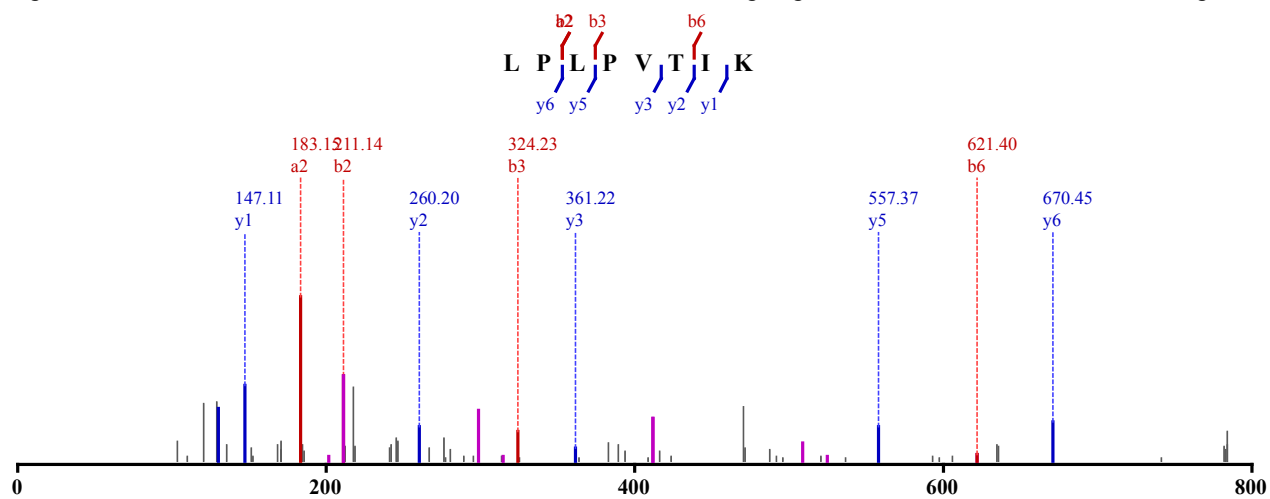


Not Modified

Identified in MSS487 with qvalue 0.00

Charge: 2, Exp. m/z: 440.797, Calc. m/z: 440.797

Data File: HeLa_ArgC-Try_pH6_HCD_1, Scans: 34834 - 34834

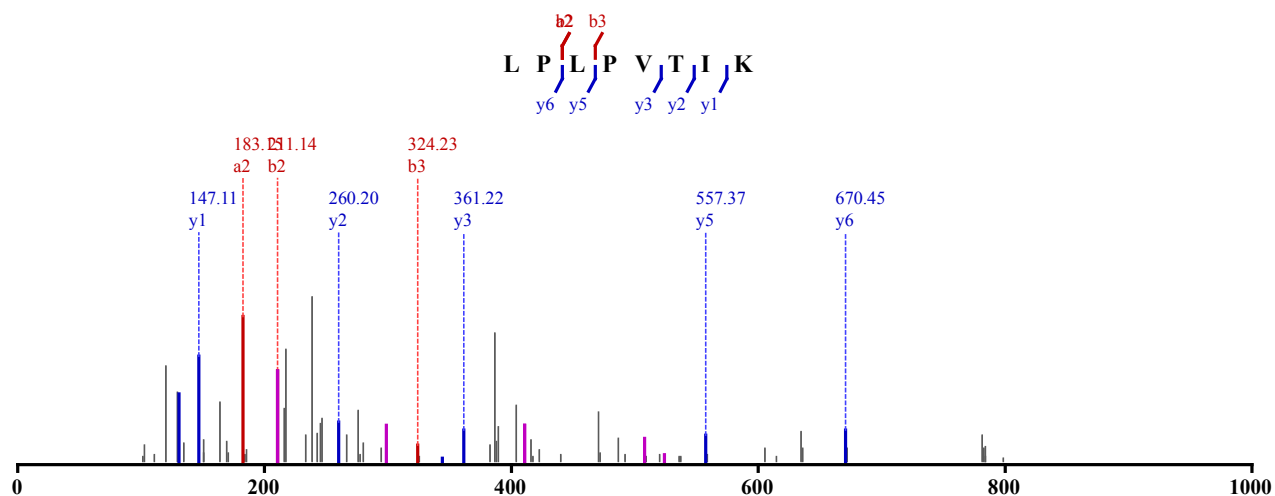


Not Modified

Identified in MSS487 with qvalue 0.00

Charge: 2, Exp. m/z: 440.797, Calc. m/z: 440.797

Data File: HeLa_ArgC-Try_pH6_HCD_2, Scans: 36067 - 36067

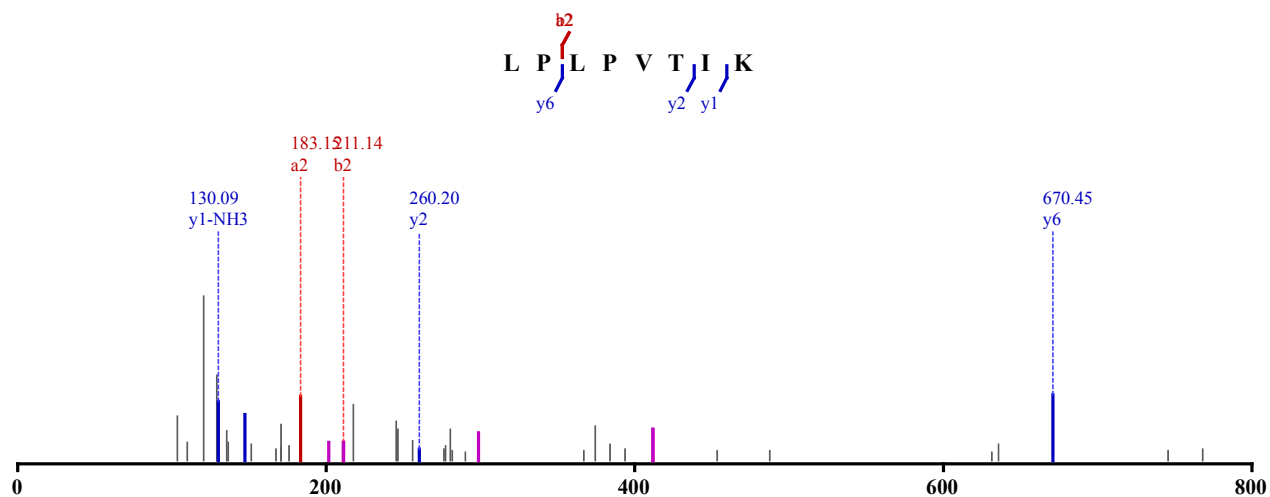


Not Modified

Identified in MSS487 with qvalue 0.00

Charge: 2, Exp. m/z: 440.797, Calc. m/z: 440.797

Data File: HeLa_ArgC-Try_pH6_HCD_3, Scans: 40826 - 40826

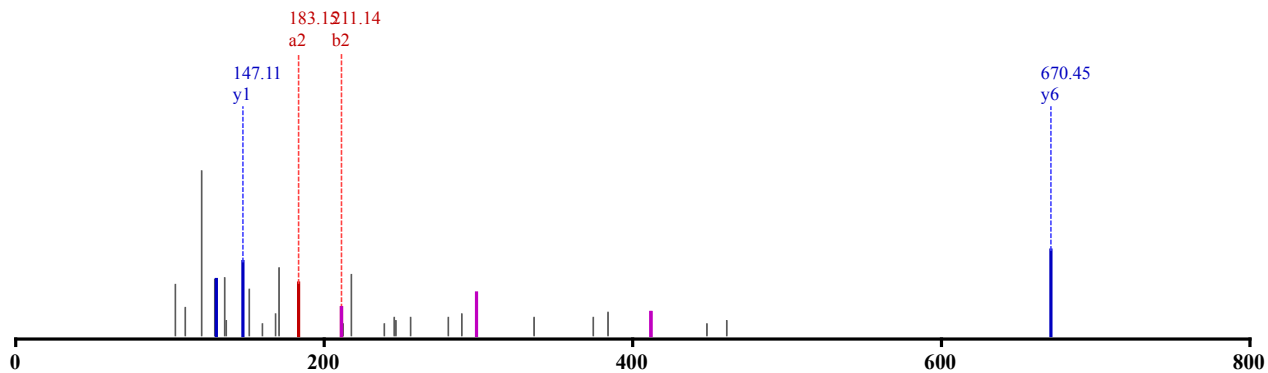


Not Modified

Identified in MSS487 with qvalue 0.00

Charge: 2, Exp. m/z: 440.798, Calc. m/z: 440.797

Data File: HeLa_ArgC-Try_pH6_HCD_3, Scans: 40710 - 40710

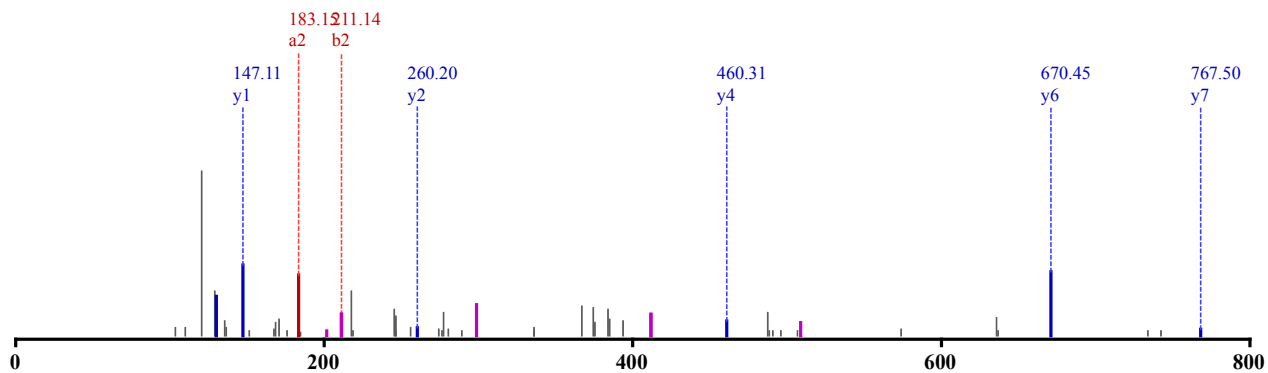
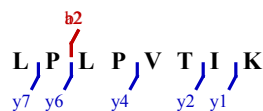


Not Modified

Identified in MSS487 with qvalue 0.00

Charge: 2, Exp. m/z: 440.797, Calc. m/z: 440.797

Data File: HeLa_ArgC-Try_pH6_HCD_3, Scans: 40767 - 40767

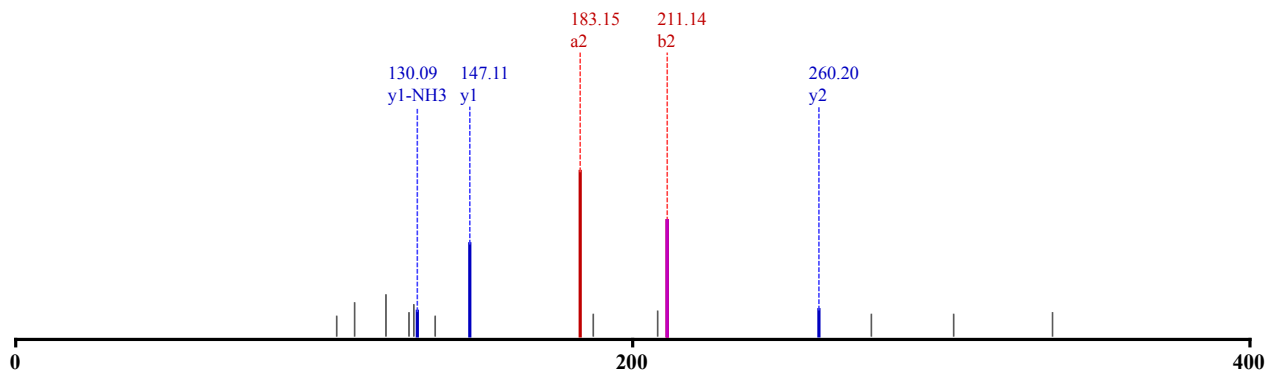


Not Modified

Identified in MSS487 with qvalue 0.00

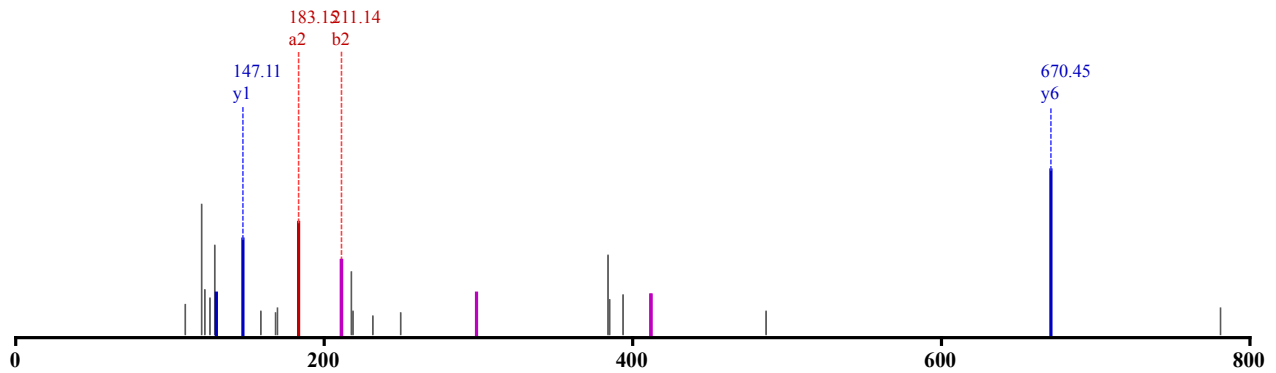
Charge: 2, Exp. m/z: 440.797, Calc. m/z: 440.797

Data File: HeLa_ArgC-Try_pH8_HCD_2, Scans: 37020 - 37020

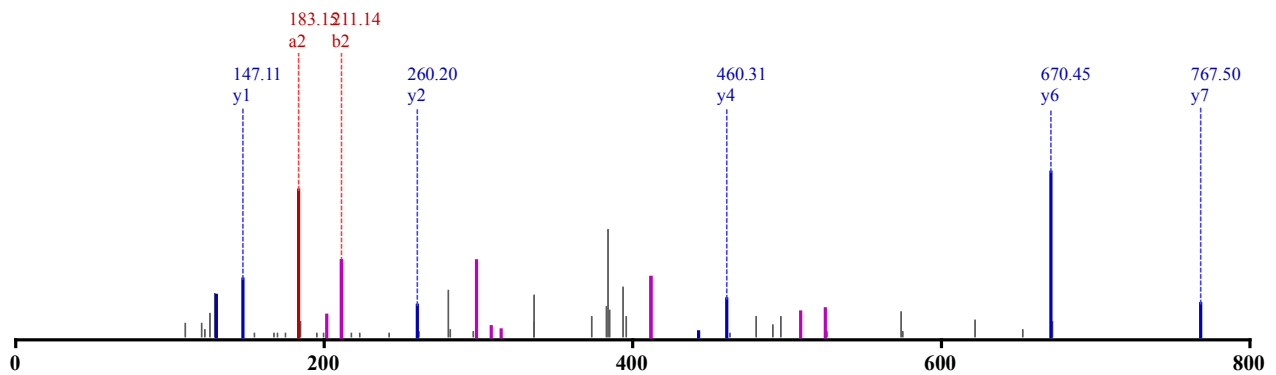
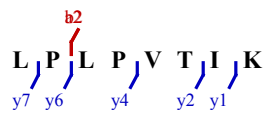


Not Modified

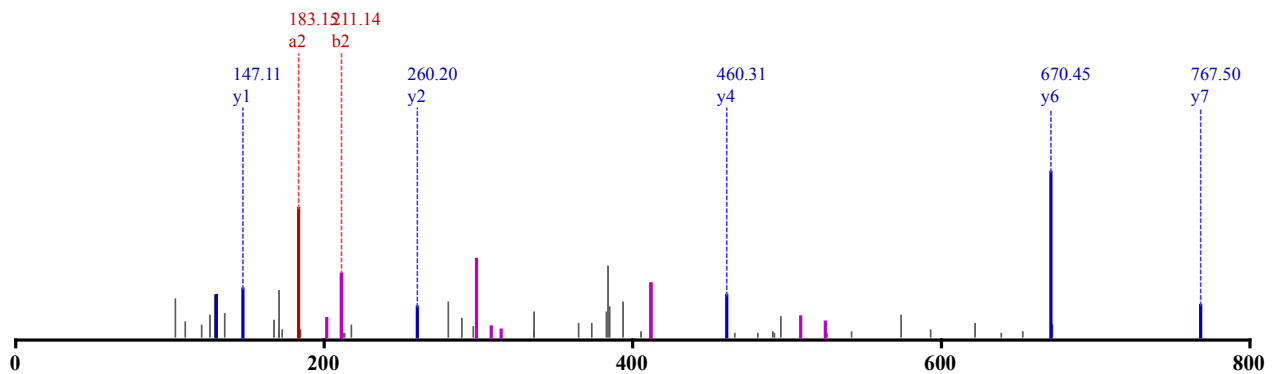
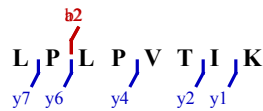
Identified in MSS487 with qvalue 0.01
 Charge: 2, Exp. m/z: 440.797, Calc. m/z: 440.797
 Data File: HeLa_ArgC-Try_pH5_HCD_1, Scans: 35173 - 35173



Not Modified
 Identified in MSS487 with qvalue 0.00
 Charge: 2, Exp. m/z: 440.797, Calc. m/z: 440.797
 Data File: HeLa_ArgC-Try_pH5_HCD_1, Scans: 35243 - 35243



Not Modified
 Identified in MSS487 with qvalue 0.00
 Charge: 2, Exp. m/z: 440.797, Calc. m/z: 440.797
 Data File: HeLa_ArgC-Try_pH5_HCD_2, Scans: 38086 - 38086

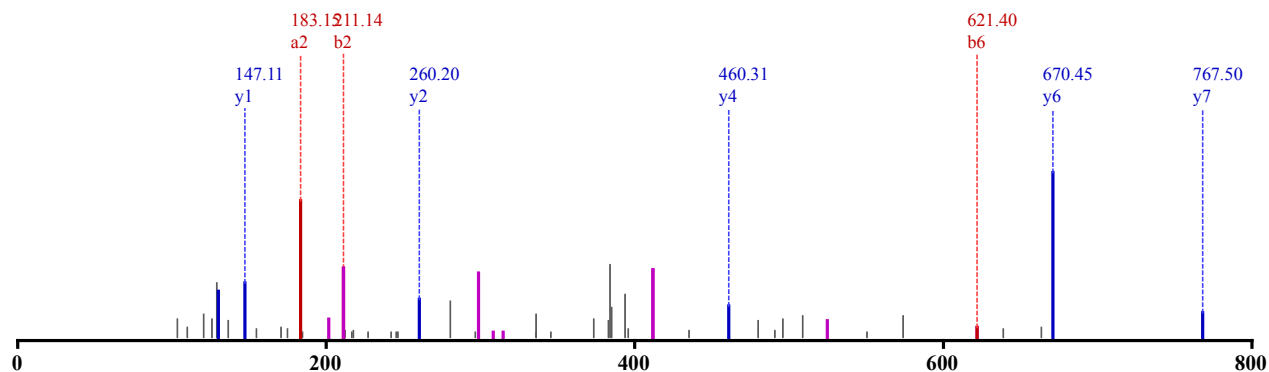
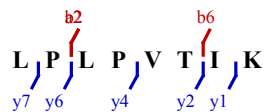


Not Modified

Identified in MSS487 with qvalue 0.00

Charge: 2, Exp. m/z: 440.797, Calc. m/z: 440.797

Data File: HeLa_ArgC-Try_pH5_HCD_2, Scans: 38151 - 38151

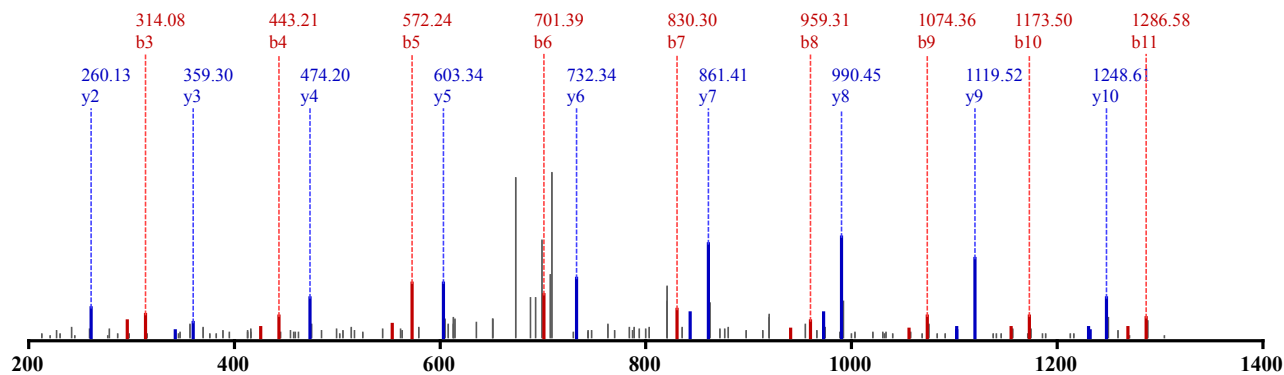
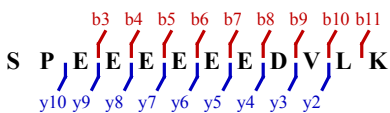


Not Modified

Identified in MSS480 with qvalue 0.00

Charge: 2, Exp. m/z: 716.822, Calc. m/z: 716.822

Data File: HeLa_try_pH3_CID_3xload, Scans: 13173 - 13173

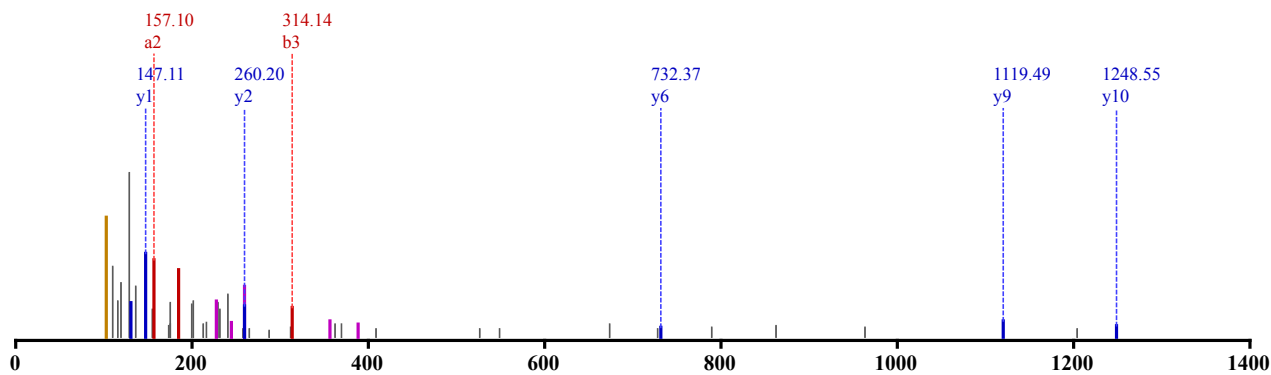
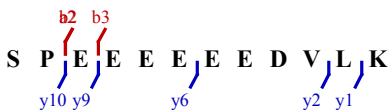


Not Modified

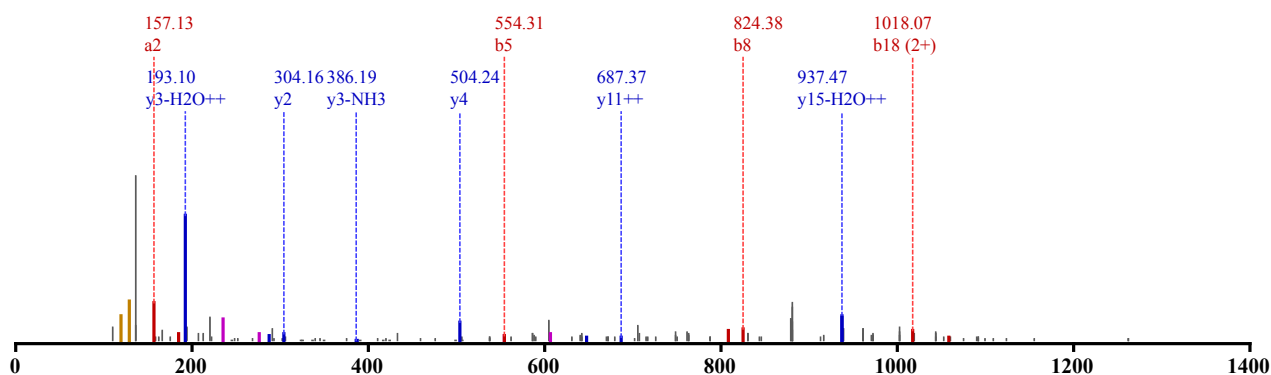
Identified in MSS484 with qvalue 0.00

Charge: 2, Exp. m/z: 716.819, Calc. m/z: 716.822

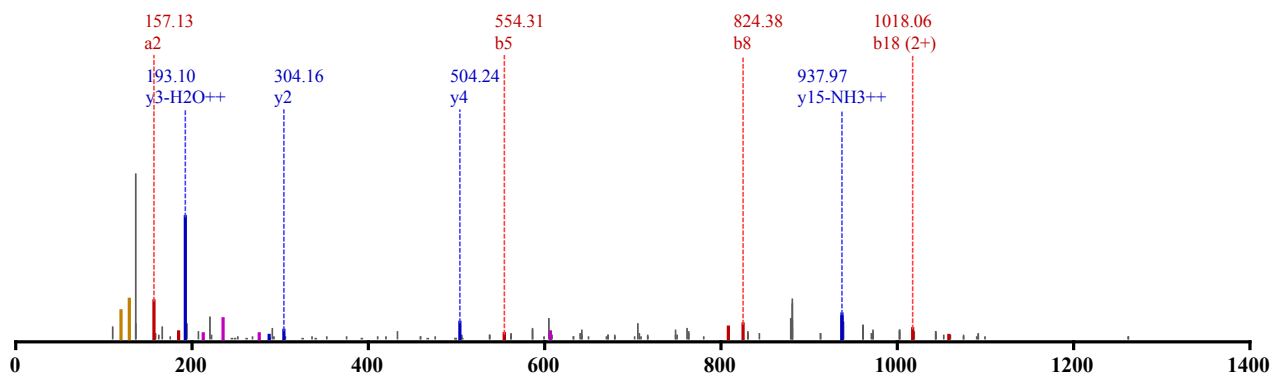
Data File: HeLa_Try_pH3_HCD_3, Scans: 23071 - 23071



1 x Carbamidomethyl (C)
 Identified in MSS486 with qvalue 0.00
 Charge: 7, Exp. m/z: 656.059, Calc. m/z: 655.770
 Data File: HeLa_GluC_80pcACN_HCD_1, Scans: 55269 - 55269

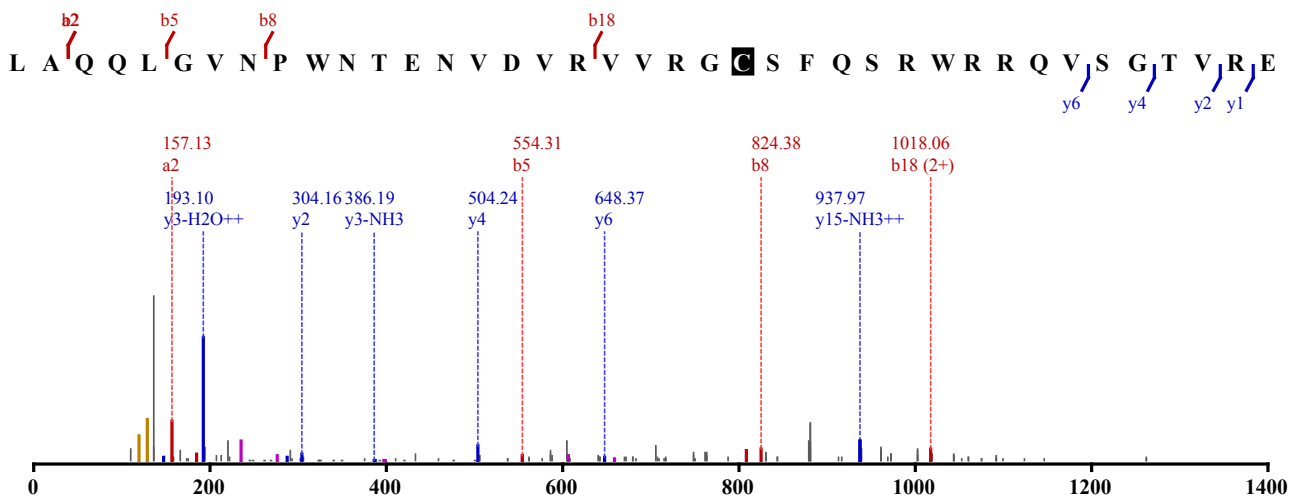


1 x Carbamidomethyl (C)
 Identified in MSS486 with qvalue 0.00
 Charge: 7, Exp. m/z: 656.060, Calc. m/z: 655.770
 Data File: HeLa_GluC_80pcACN_HCD_1, Scans: 55328 - 55328



1 x Carbamidomethyl (C)
 Identified in MSS486 with qvalue 0.00
 Charge: 7, Exp. m/z: 656.059, Calc. m/z: 655.770

Data File: HeLa_GluC_80pcACN_HCD_1, Scans: 55393 - 55393

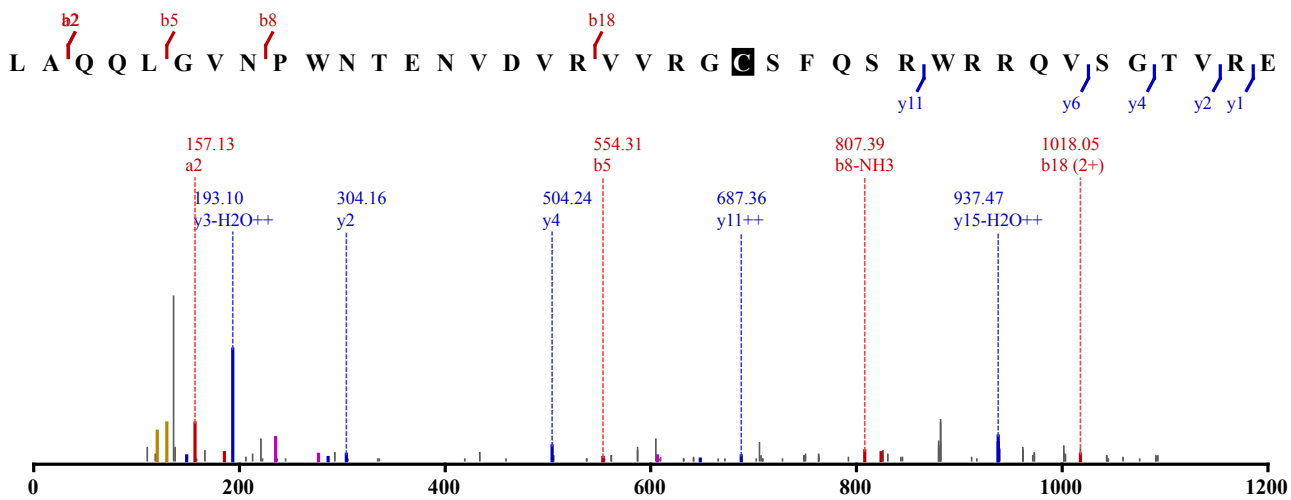


1 x Carbamidomethyl (C)

Identified in MSS486 with qvalue 0.00

Charge: 7, Exp. m/z: 656.060, Calc. m/z: 655.770

Data File: HeLa_GluC_80pcACN_HCD_2, Scans: 54945 - 54945

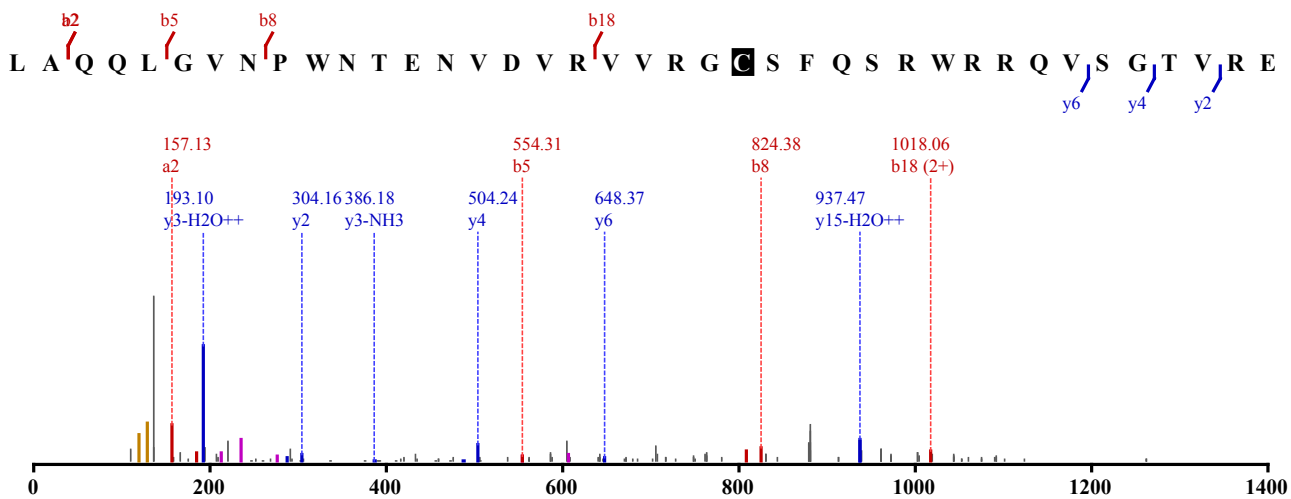


1 x Carbamidomethyl (C)

Identified in MSS486 with qvalue 0.00

Charge: 7, Exp. m/z: 656.059, Calc. m/z: 655.770

Data File: HeLa_GluC_80pcACN_HCD_2, Scans: 55005 - 55005




1 x Carbamidomethyl (C)

Identified in MSS486 with qvalue 0.00

Charge: 7, Exp. m/z: 656.059, Calc. m/z: 655.770

Data File: HeLa_GluC_80pcACN_HCD_2, Scans: 55067 - 55067

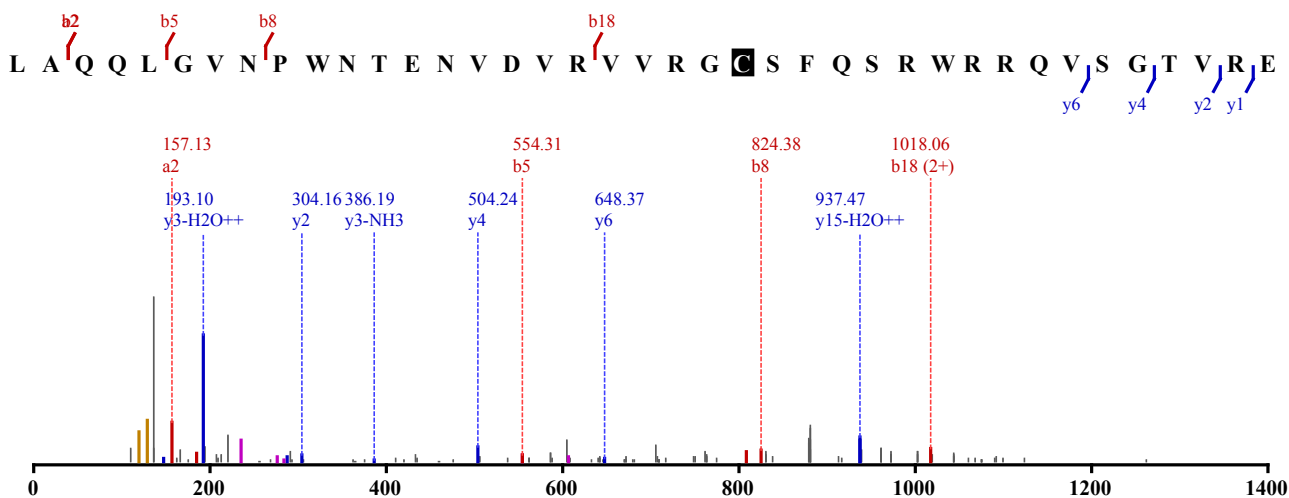


1 x Carbamidomethyl (C)

Identified in MSS486 with qvalue 0.00

Charge: 7, Exp. m/z: 656.059, Calc. m/z: 655.770

Data File: HeLa_GluC_80pcACN_HCD_2, Scans: 55139 - 55139

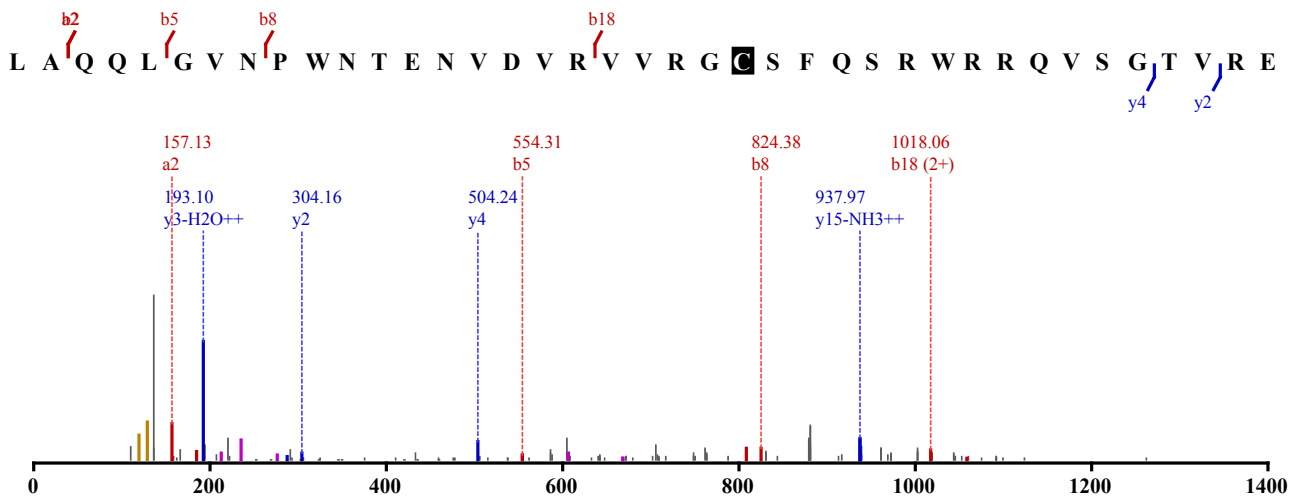


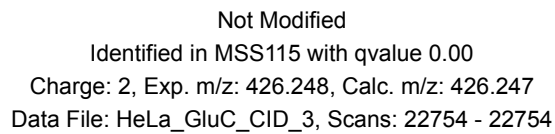
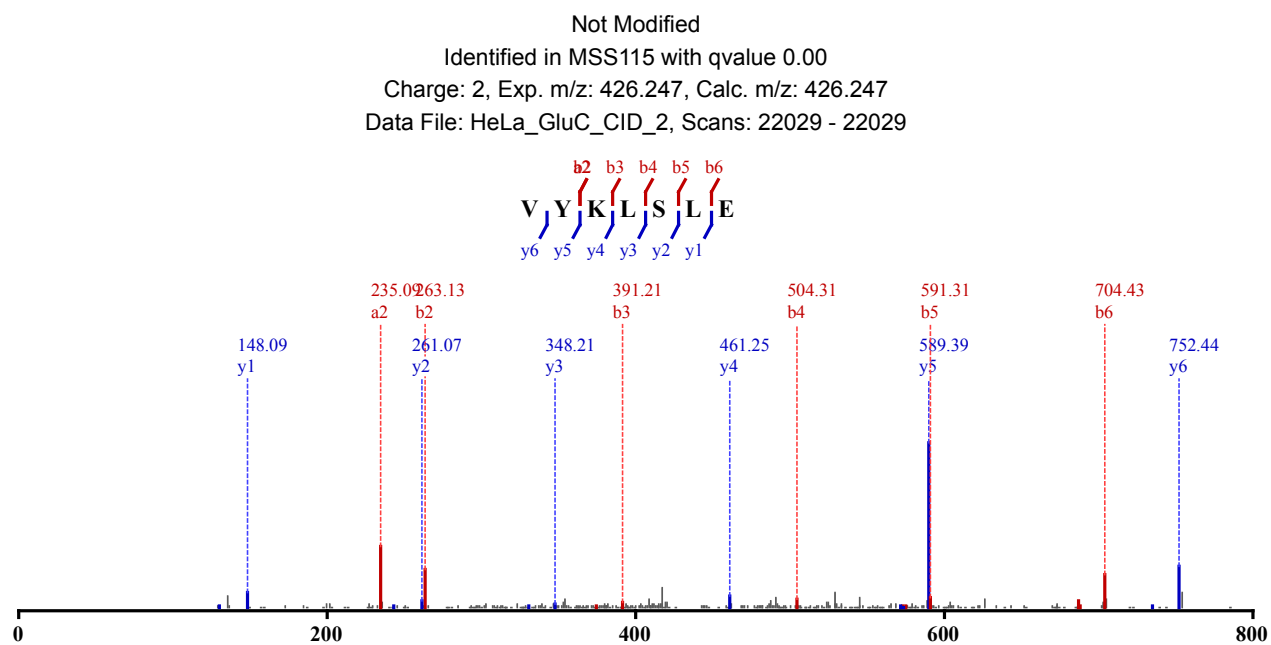
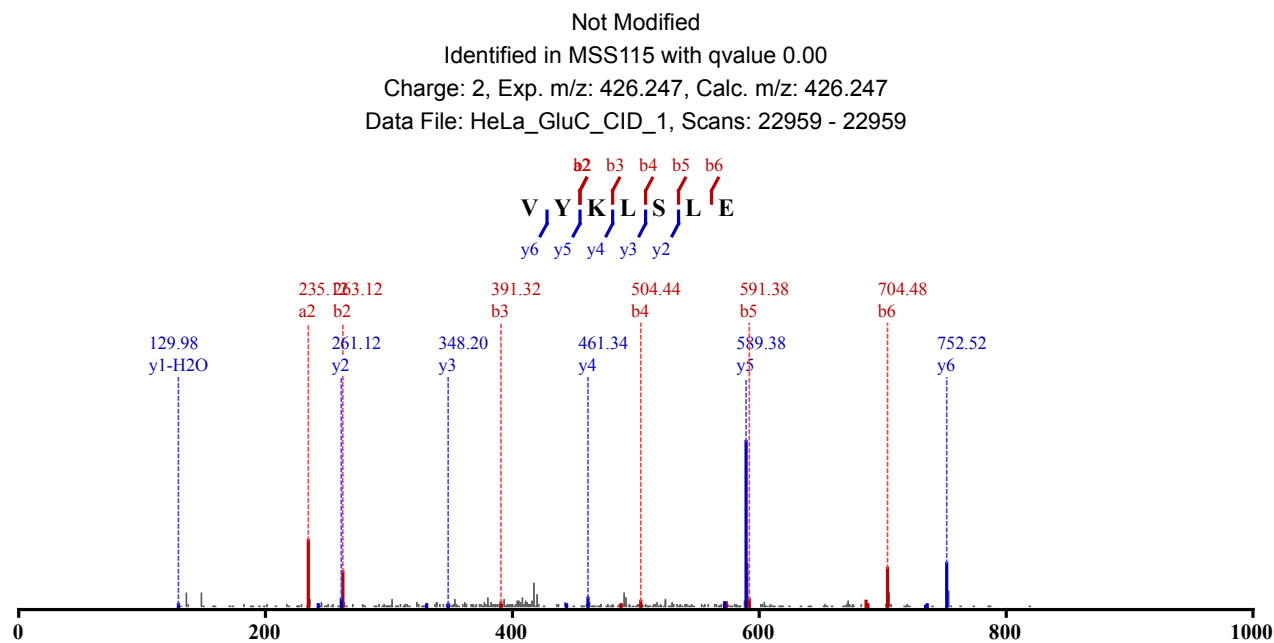
1 x Carbamidomethyl (C)

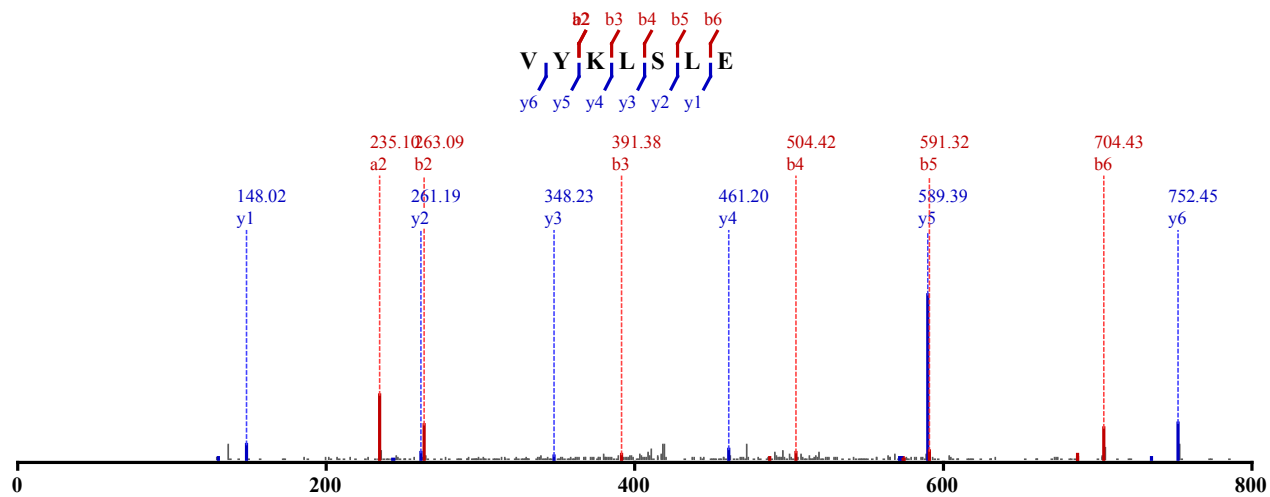
Identified in MSS486 with qvalue 0.00

Charge: 7, Exp. m/z: 656.060, Calc. m/z: 655.770

Data File: HeLa_GluC_80pcACN_HCD_3, Scans: 54724 - 54724





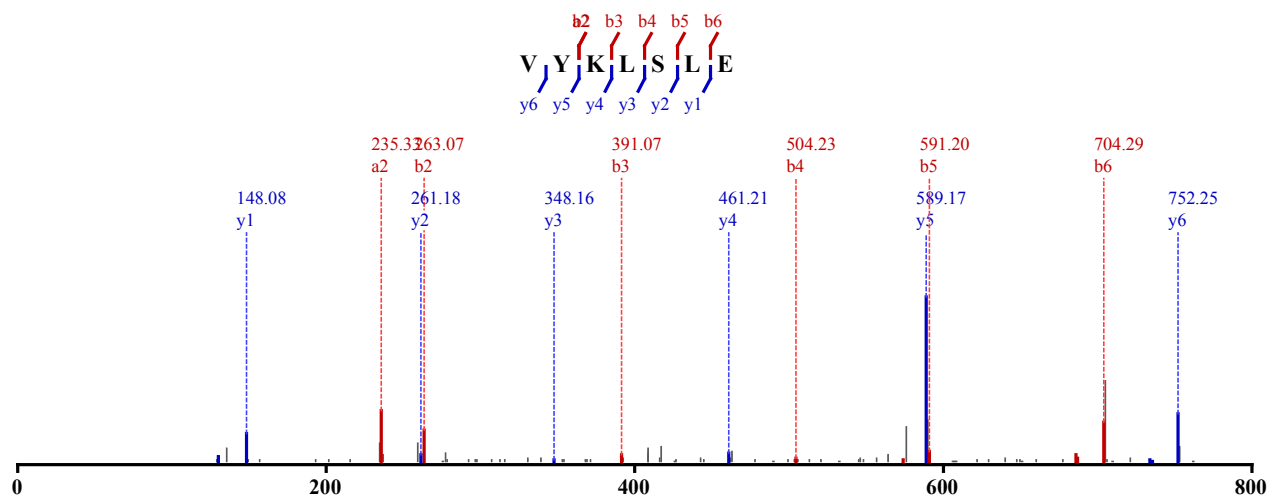


Not Modified

Identified in MSS482 with qvalue 0.00

Charge: 2, Exp. m/z: 426.247, Calc. m/z: 426.247

Data File: HeLa_GluC_pH5_CID_3xload_2, Scans: 13898 - 13898

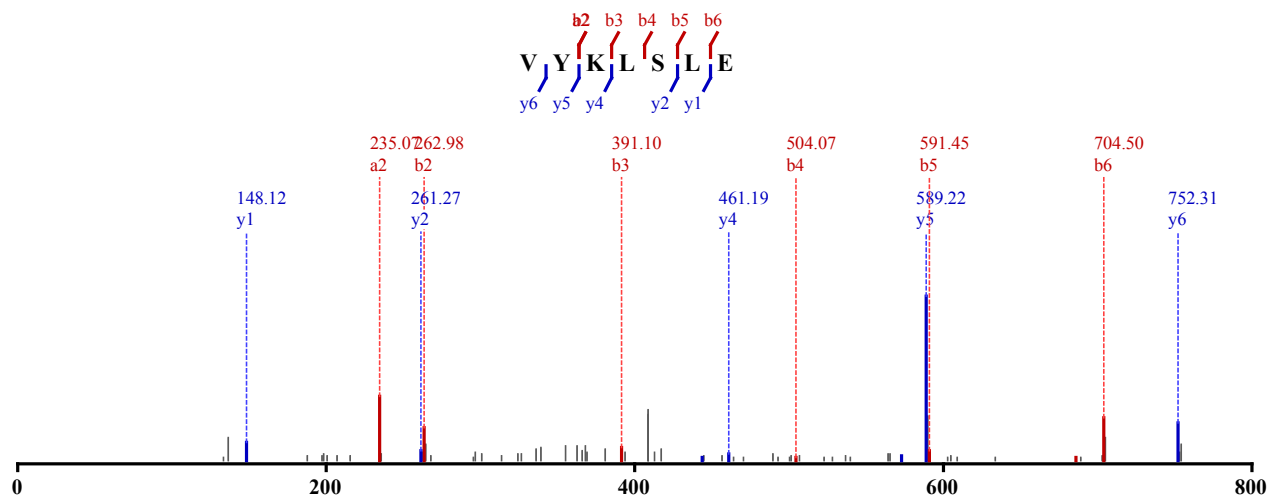


Not Modified

Identified in MSS482 with qvalue 0.00

Charge: 2, Exp. m/z: 426.247, Calc. m/z: 426.247

Data File: HeLa_GluC_pH5_CID_3xload, Scans: 14049 - 14049

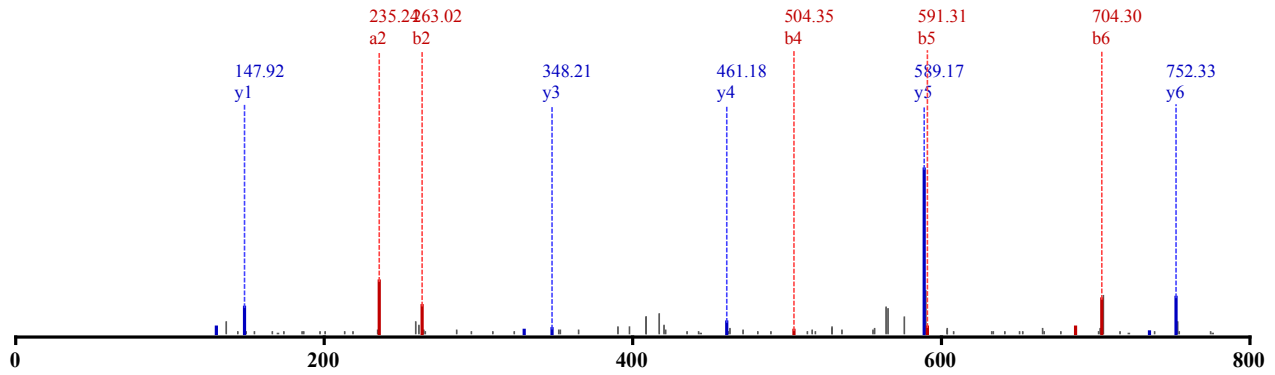
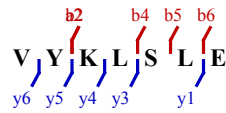


Not Modified

Identified in MSS482 with qvalue 0.00

Charge: 2, Exp. m/z: 426.247, Calc. m/z: 426.247

Data File: HeLa_GluC_pH6_CID_3xload, Scans: 15829 - 15829

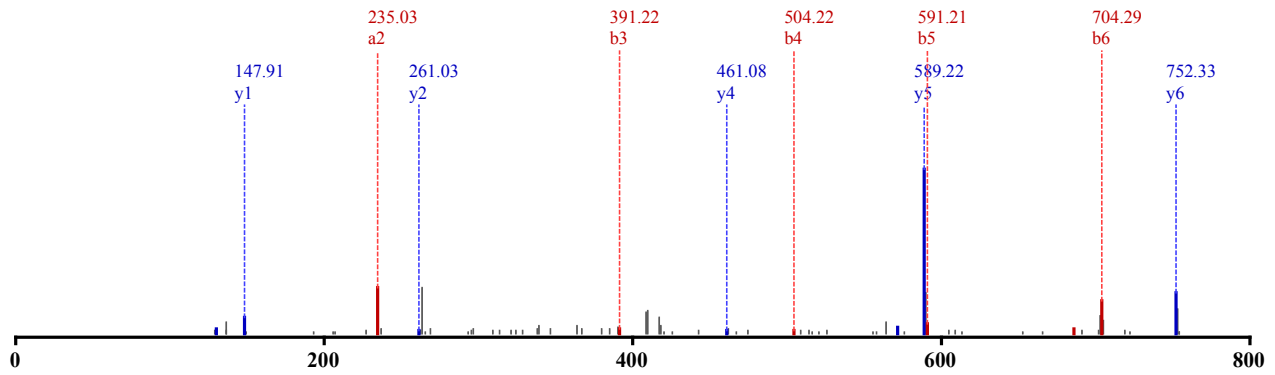
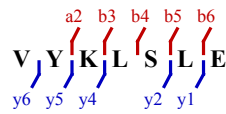


Not Modified

Identified in MSS482 with qvalue 0.01

Charge: 2, Exp. m/z: 426.248, Calc. m/z: 426.247

Data File: HeLa_GluC_pH5_CID_3xload, Scans: 13916 - 13916

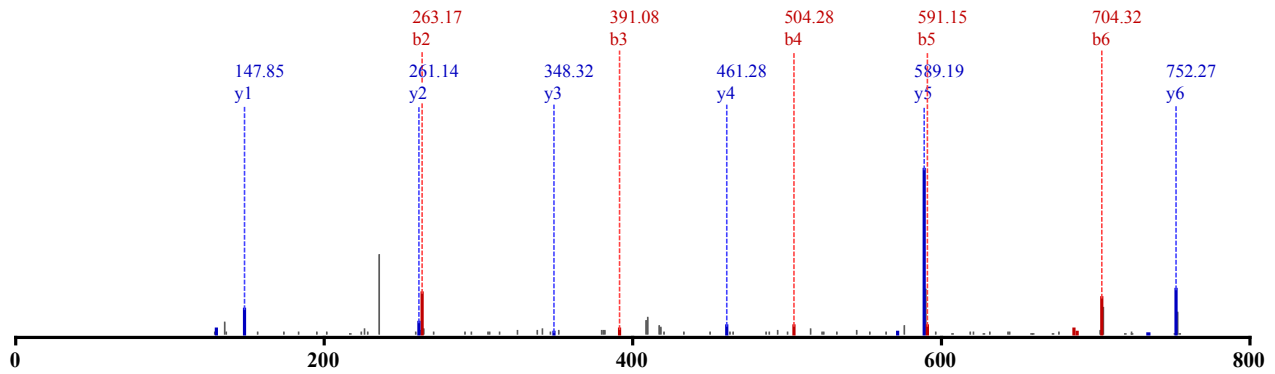



Not Modified

Identified in MSS482 with qvalue 0.00

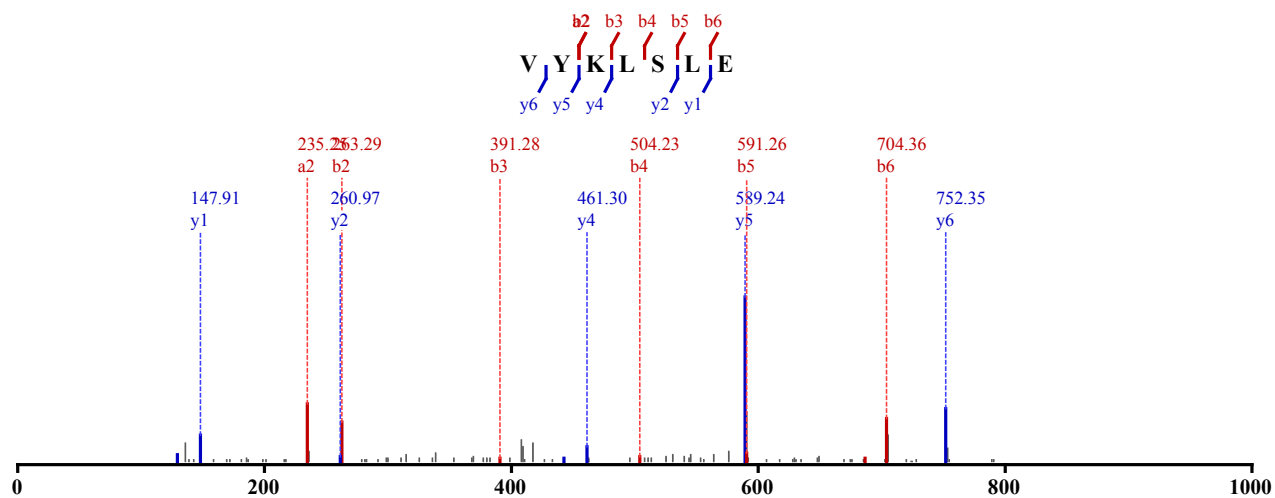
Charge: 2, Exp. m/z: 426.248, Calc. m/z: 426.247

Data File: HeLa_GluC_80pcACN_CID_3xload_2, Scans: 14901 - 14901

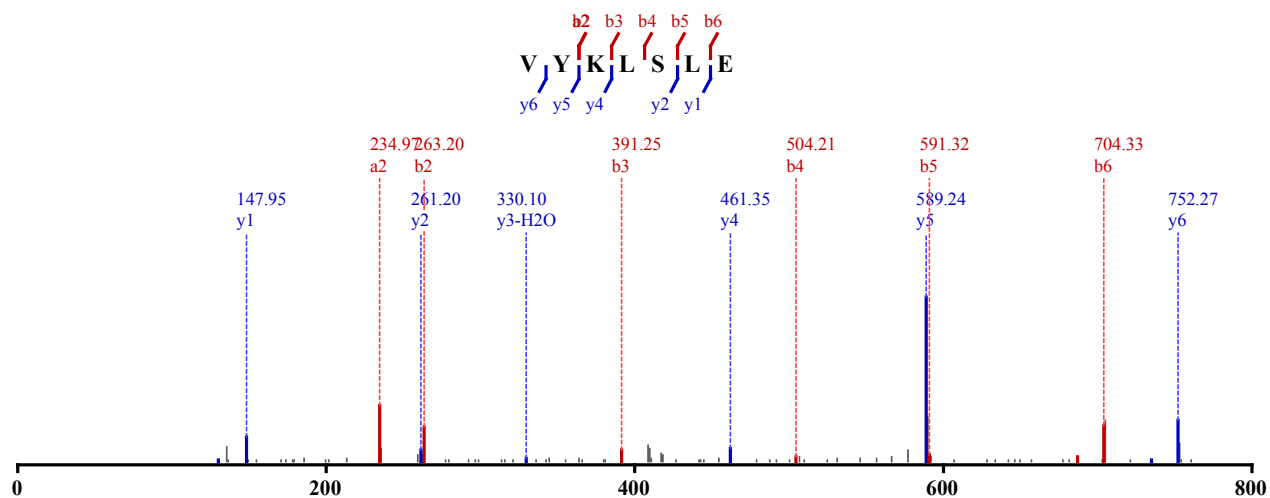


Not Modified

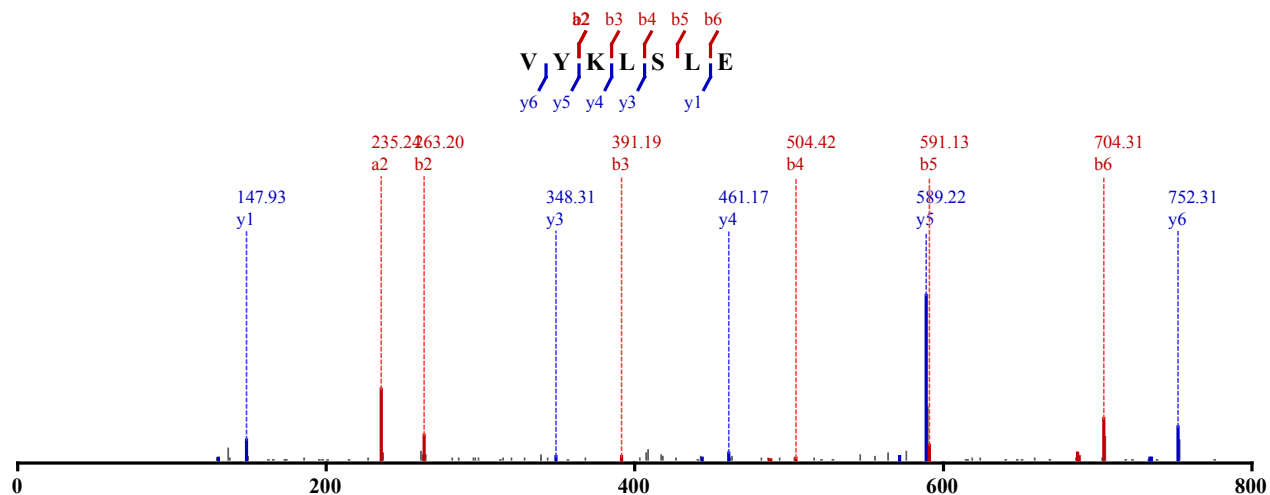
Identified in MSS482 with qvalue 0.00
 Charge: 2, Exp. m/z: 426.247, Calc. m/z: 426.247
 Data File: HeLa_GluC_pH2_CID_3xload_2, Scans: 12612 - 12612



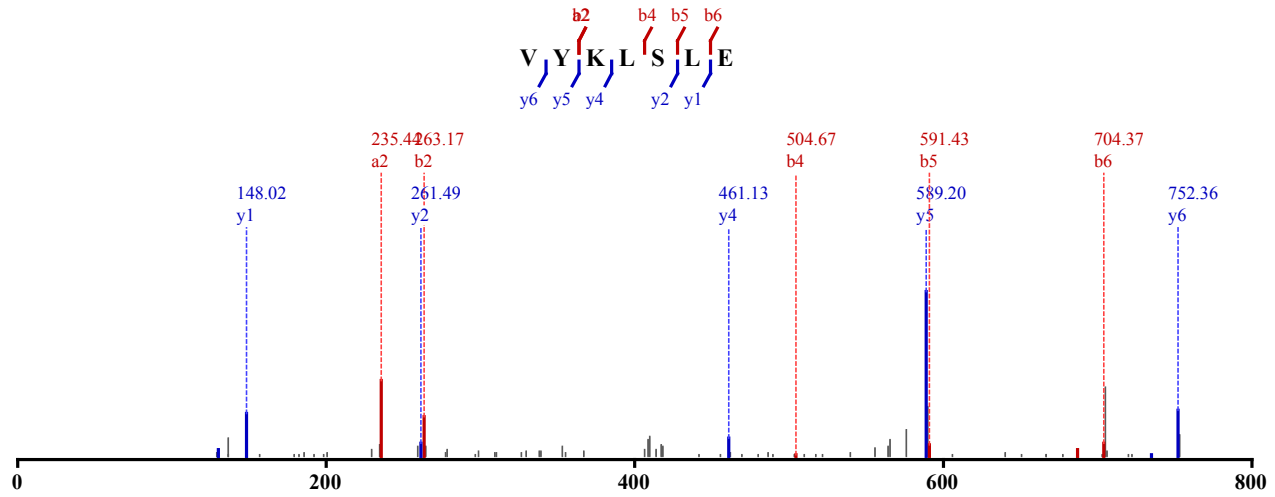
Not Modified
 Identified in MSS482 with qvalue 0.00
 Charge: 2, Exp. m/z: 426.247, Calc. m/z: 426.247
 Data File: HeLa_GluC_pH2_CID_3xload_3, Scans: 11902 - 11902



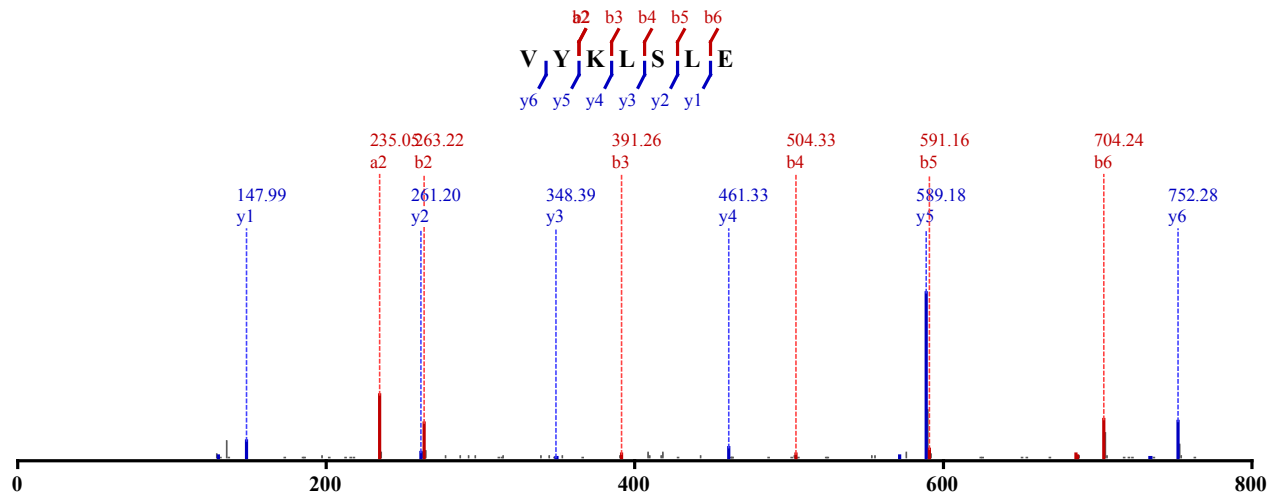
Not Modified
 Identified in MSS482 with qvalue 0.00
 Charge: 2, Exp. m/z: 426.247, Calc. m/z: 426.247
 Data File: HeLa_GluC_pH3_CID_3xload_2, Scans: 14450 - 14450



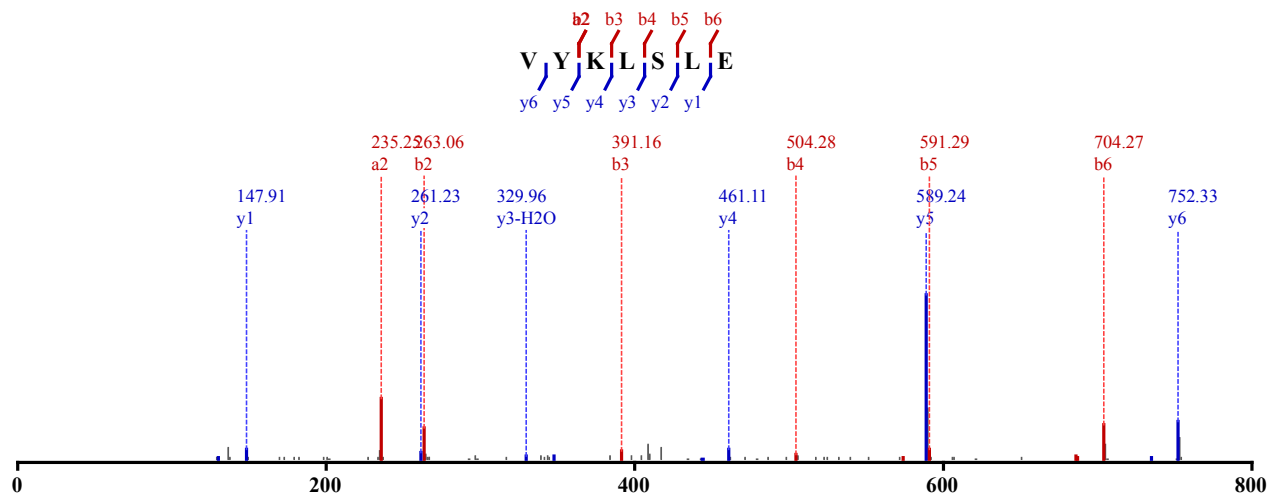
Not Modified
 Identified in MSS482 with qvalue 0.00
 Charge: 2, Exp. m/z: 426.247, Calc. m/z: 426.247
 Data File: HeLa_GluC_pH3_CID_3xload_3, Scans: 13792 - 13792



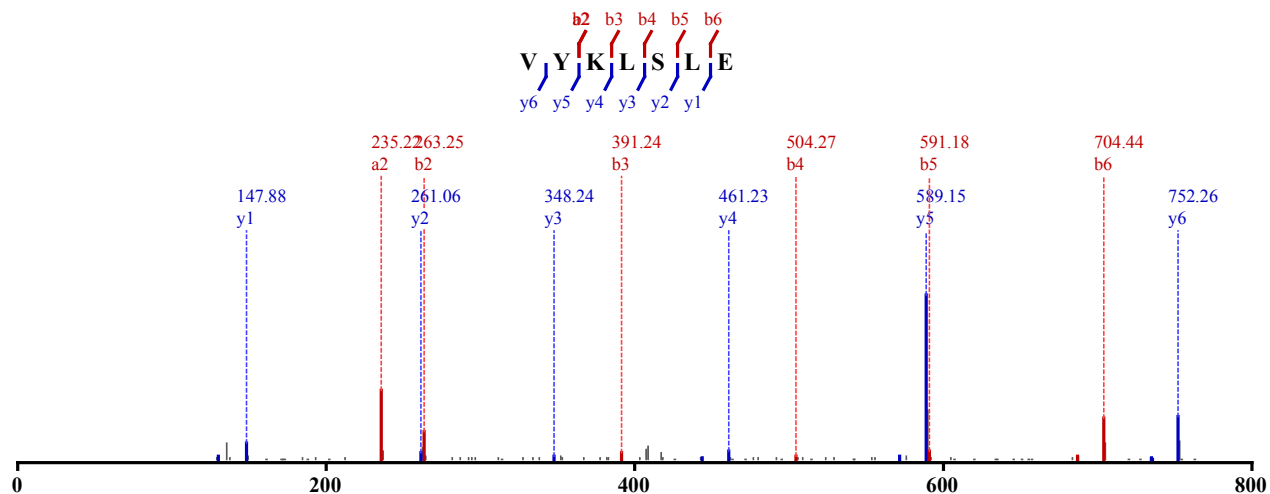
Not Modified
 Identified in MSS482 with qvalue 0.00
 Charge: 2, Exp. m/z: 426.247, Calc. m/z: 426.247
 Data File: HeLa_GluC_pH3_CID_3xload_3, Scans: 13855 - 13855



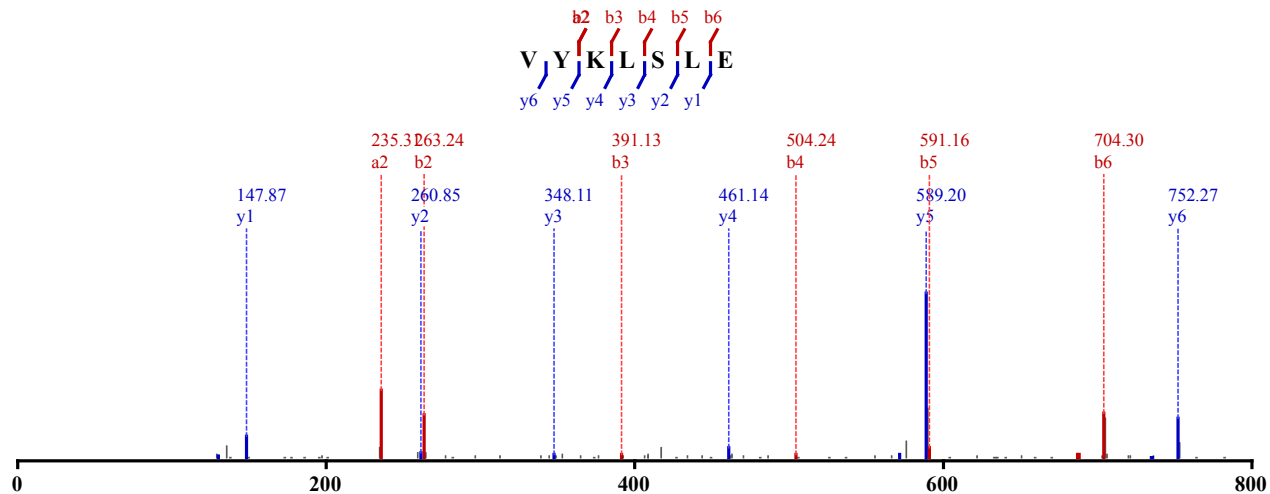
Not Modified
 Identified in MSS482 with qvalue 0.00
 Charge: 2, Exp. m/z: 426.247, Calc. m/z: 426.247
 Data File: HeLa_GluC_pH3_CID_3xload, Scans: 14120 - 14120



Not Modified
 Identified in MSS482 with qvalue 0.00
 Charge: 2, Exp. m/z: 426.247, Calc. m/z: 426.247
 Data File: HeLa_GluC_pH4_CID_3xload_2, Scans: 13737 - 13737

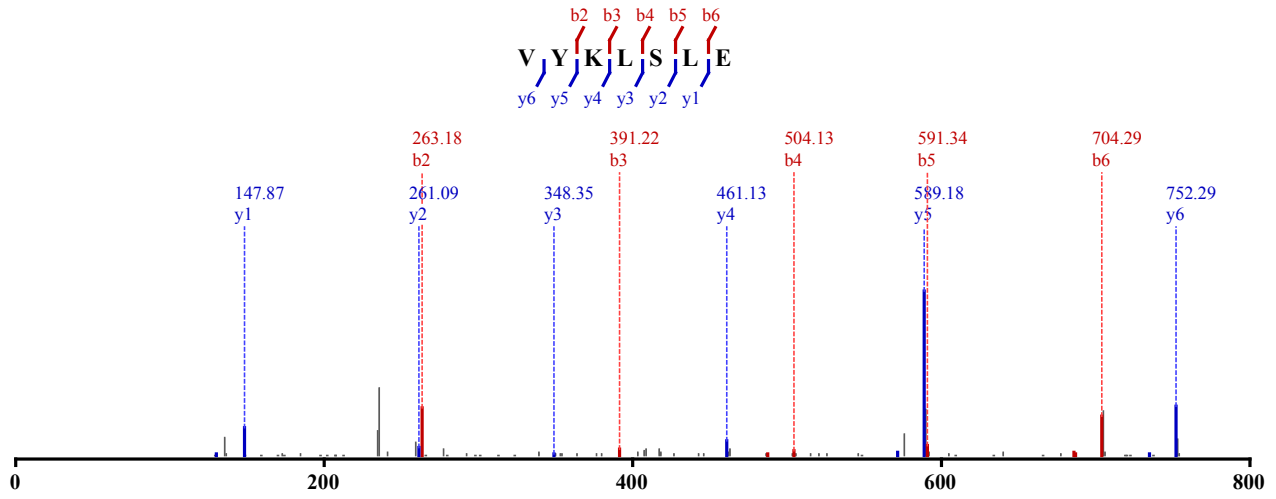


Not Modified
 Identified in MSS482 with qvalue 0.00
 Charge: 2, Exp. m/z: 426.247, Calc. m/z: 426.247
 Data File: HeLa_GluC_pH4_CID_3xload_2, Scans: 13806 - 13806



Not Modified
 Identified in MSS482 with qvalue 0.00
 Charge: 2, Exp. m/z: 426.247, Calc. m/z: 426.247

Data File: HeLa_GluC_pH4_CID_3xload_3, Scans: 13426 - 13426

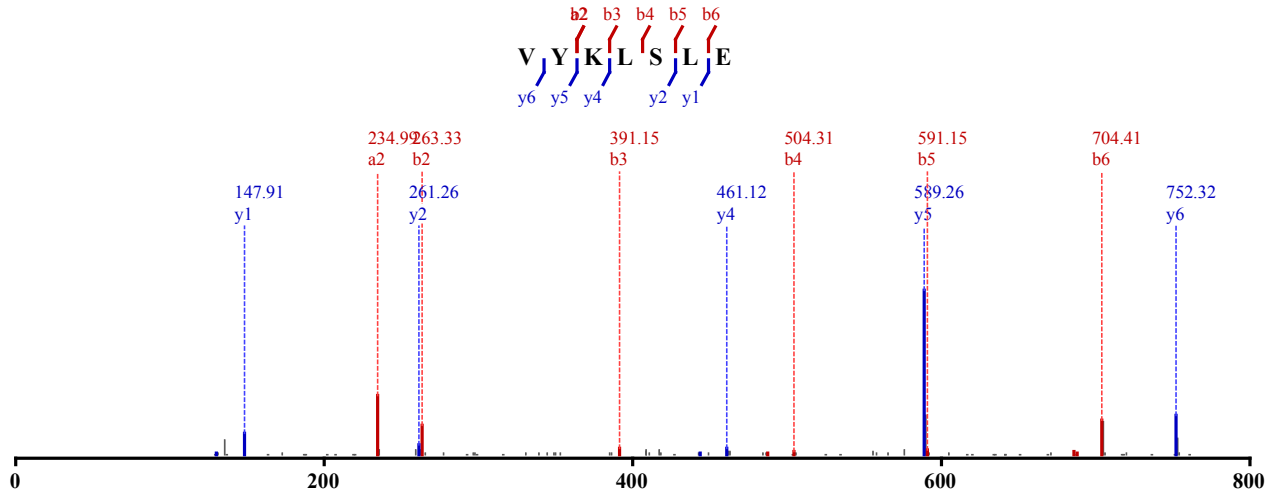


Not Modified

Identified in MSS482 with qvalue 0.00

Charge: 2, Exp. m/z: 426.247, Calc. m/z: 426.247

Data File: HeLa_GluC_pH4_CID_3xload_3, Scans: 13496 - 13496

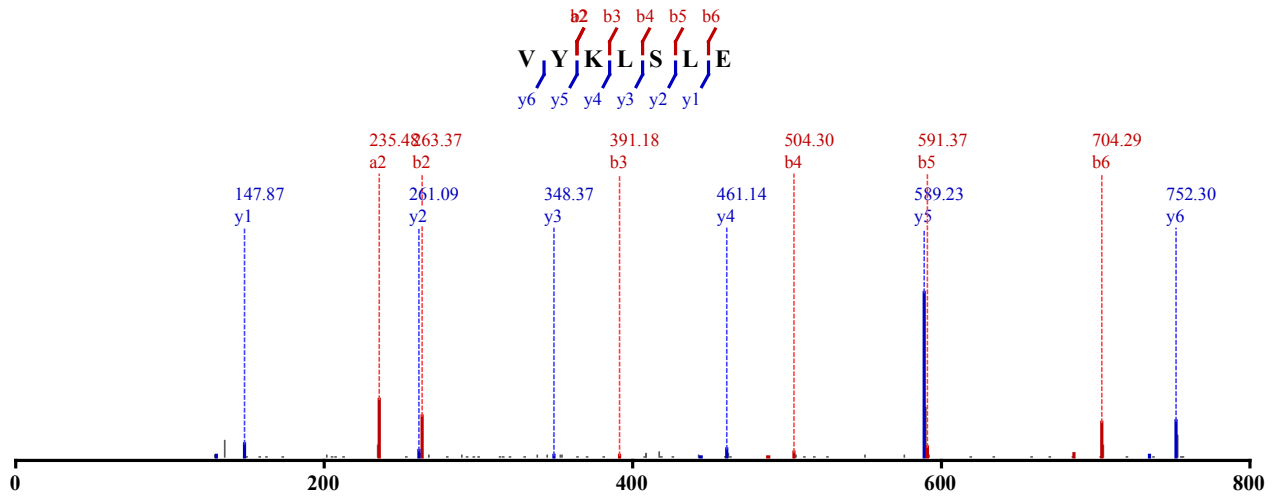


Not Modified

Identified in MSS482 with qvalue 0.00

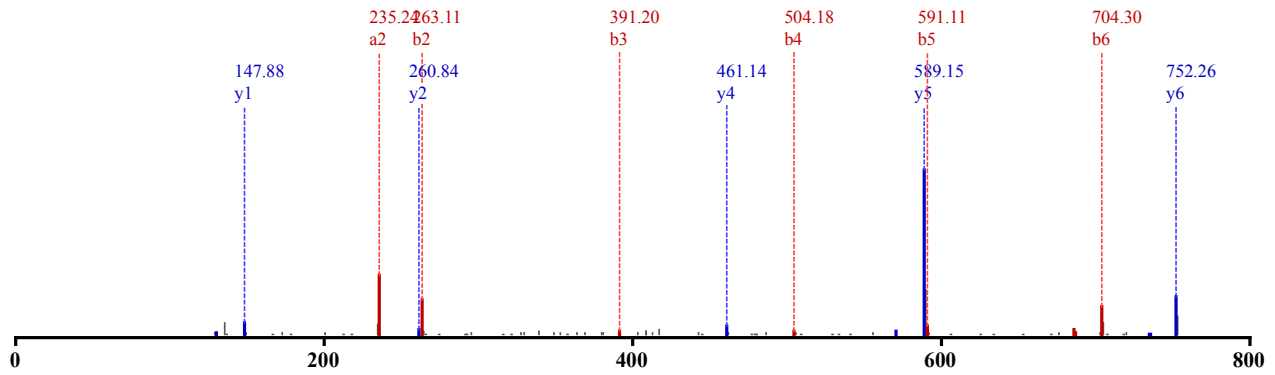
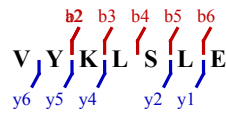
Charge: 2, Exp. m/z: 426.247, Calc. m/z: 426.247

Data File: HeLa_GluC_pH4_CID_3xload, Scans: 13765 - 13765

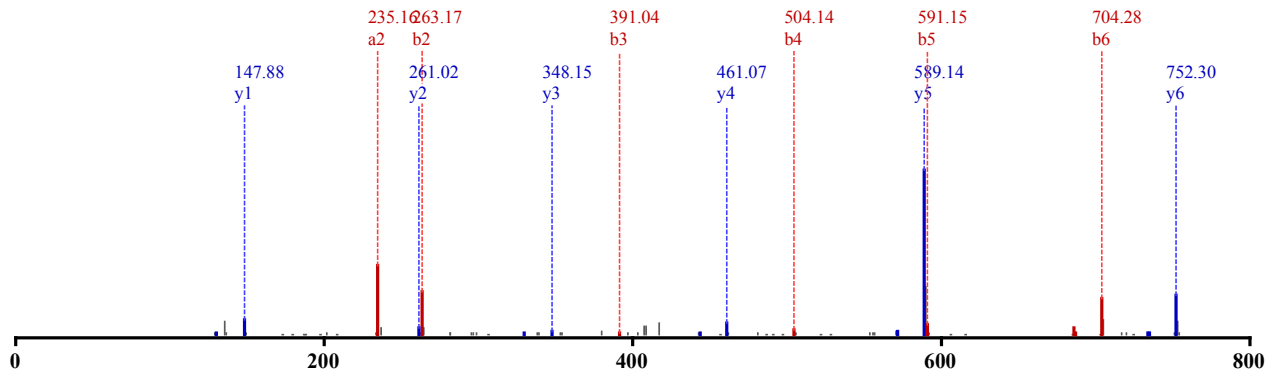
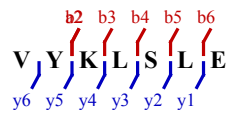


Not Modified

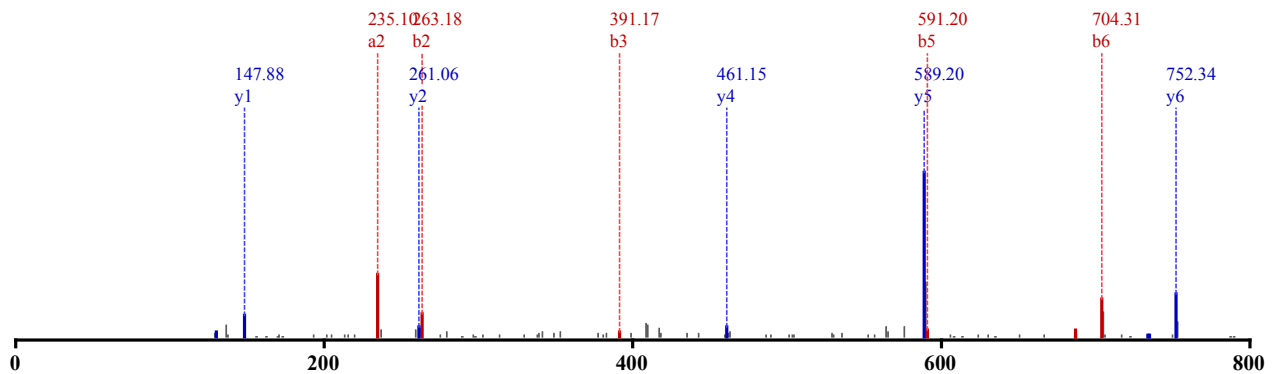
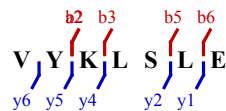
Identified in MSS482 with qvalue 0.00
 Charge: 2, Exp. m/z: 426.247, Calc. m/z: 426.247
 Data File: HeLa_GluC_pH4_CID_3xload, Scans: 13835 - 13835



Not Modified
 Identified in MSS482 with qvalue 0.00
 Charge: 2, Exp. m/z: 426.247, Calc. m/z: 426.247
 Data File: HeLa_GluC_pH5_CID_3xload, Scans: 13976 - 13976



Not Modified
 Identified in MSS482 with qvalue 0.00
 Charge: 2, Exp. m/z: 426.247, Calc. m/z: 426.247
 Data File: HeLa_GluC_pH6_CID_3xload_2, Scans: 15482 - 15482

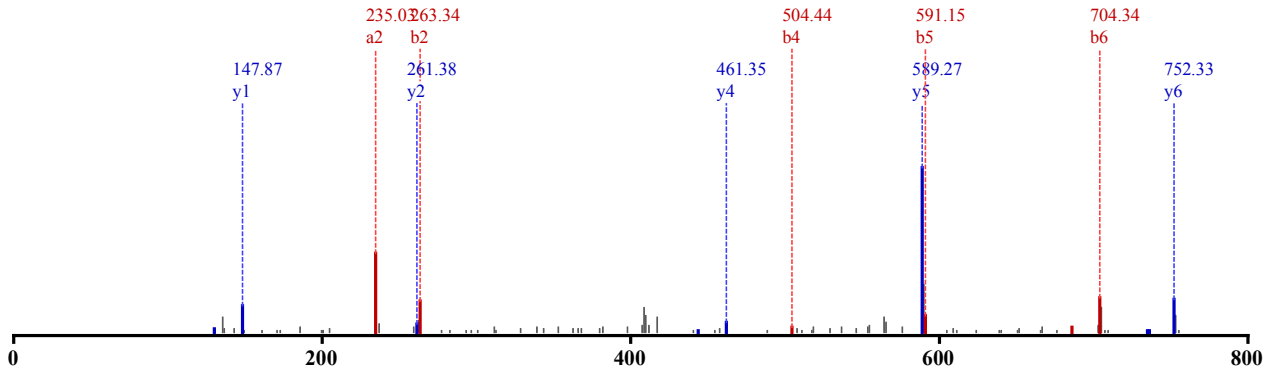
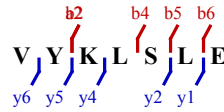


Not Modified

Identified in MSS482 with qvalue 0.00

Charge: 2, Exp. m/z: 426.247, Calc. m/z: 426.247

Data File: HeLa_GluC_pH6_CID_3xload_2, Scans: 15556 - 15556

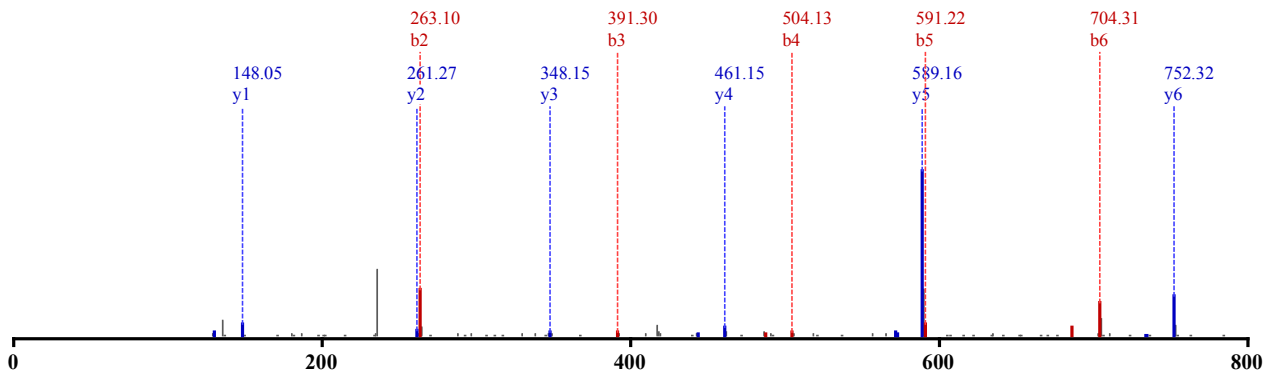
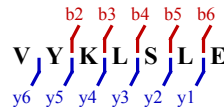


Not Modified

Identified in MSS482 with qvalue 0.00

Charge: 2, Exp. m/z: 426.247, Calc. m/z: 426.247

Data File: HeLa_GluC_pH6_CID_3xload_2, Scans: 15340 - 15340

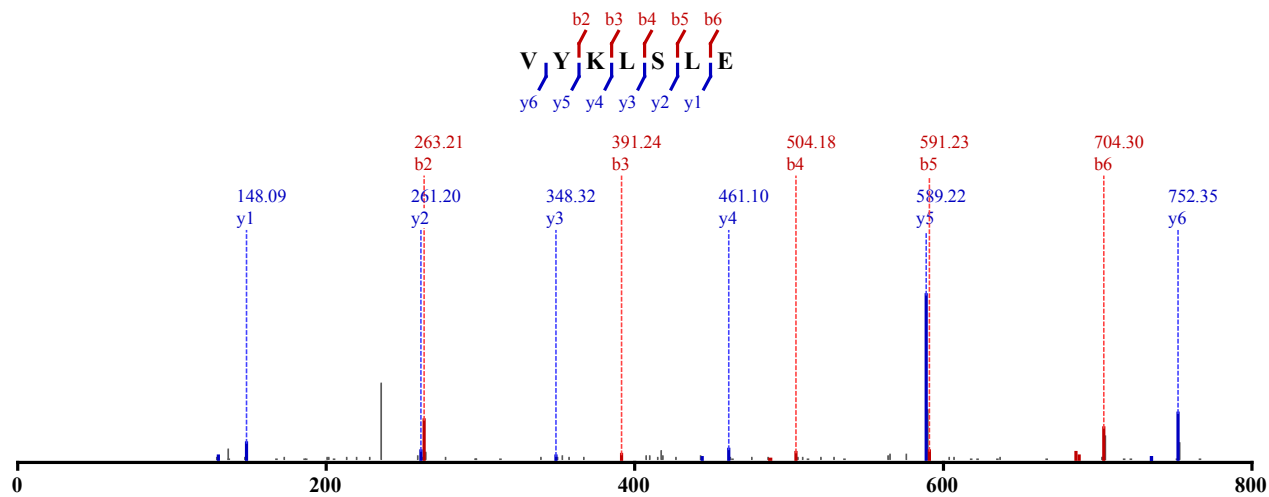


Not Modified

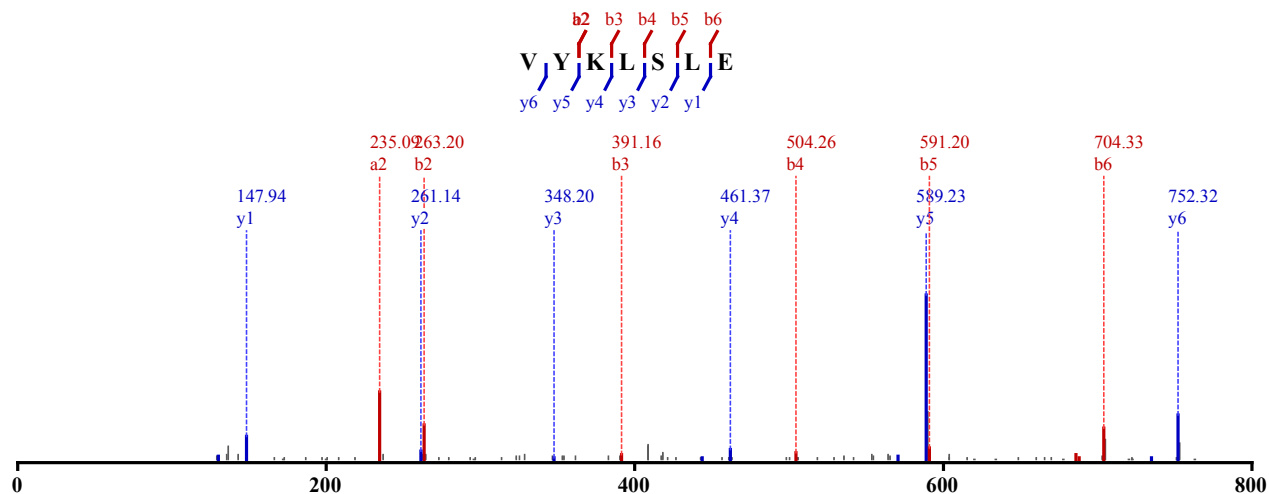
Identified in MSS482 with qvalue 0.00

Charge: 2, Exp. m/z: 426.247, Calc. m/z: 426.247

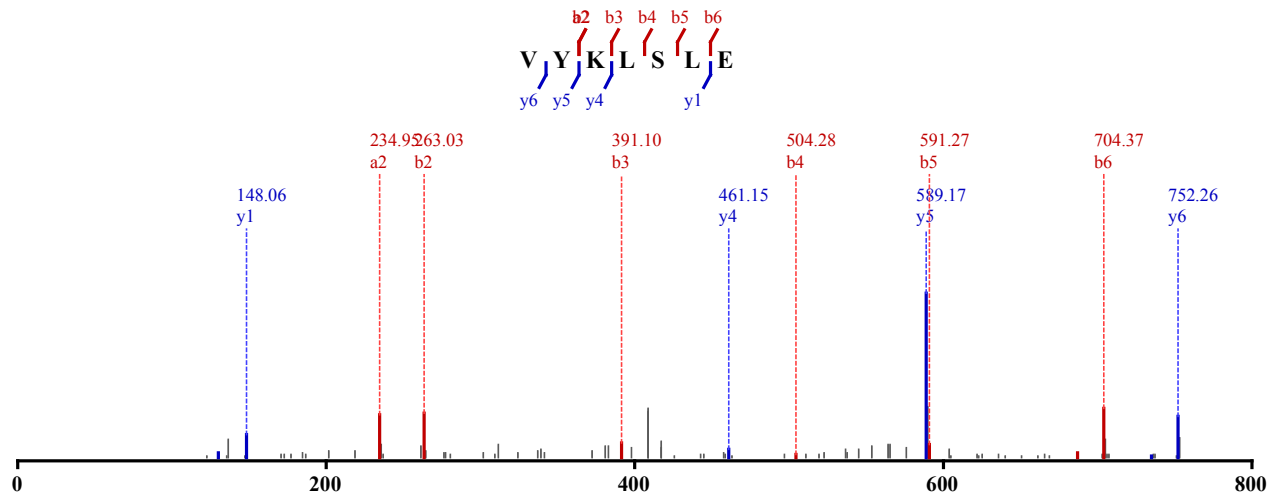
Data File: HeLa_GluC_pH6_CID_3xload_2, Scans: 15410 - 15410



Not Modified
 Identified in MSS482 with qvalue 0.00
 Charge: 2, Exp. m/z: 426.247, Calc. m/z: 426.247
 Data File: HeLa_GluC_pH6_CID_3xload_3, Scans: 15241 - 15241

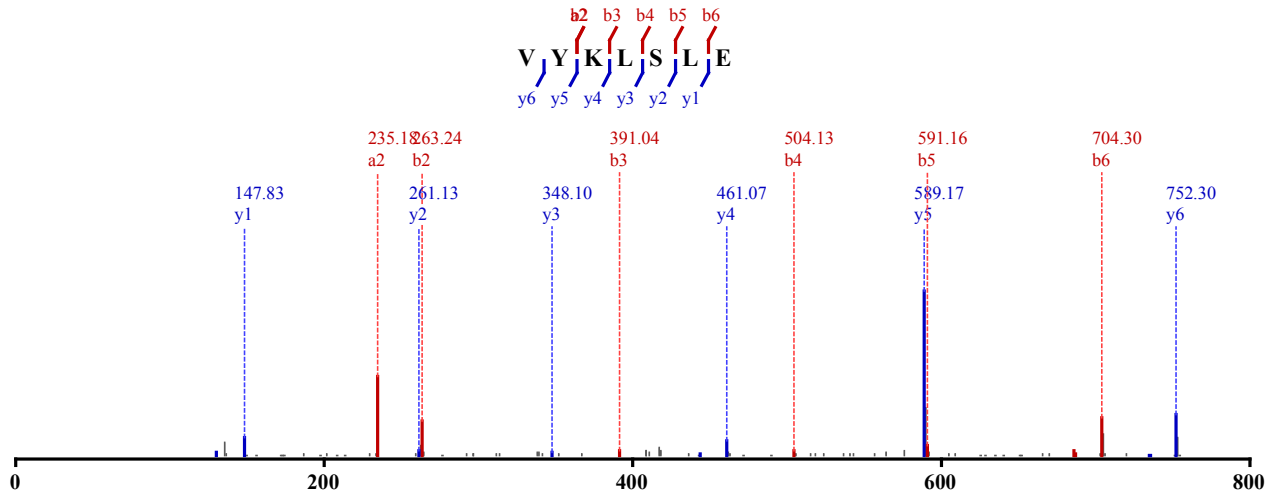


Not Modified
 Identified in MSS482 with qvalue 0.00
 Charge: 2, Exp. m/z: 426.247, Calc. m/z: 426.247
 Data File: HeLa_GluC_pH6_CID_3xload_3, Scans: 15314 - 15314



Not Modified
 Identified in MSS482 with qvalue 0.00
 Charge: 2, Exp. m/z: 426.247, Calc. m/z: 426.247

Data File: HeLa_GluC_pH6_CID_3xload_3, Scans: 15099 - 15099

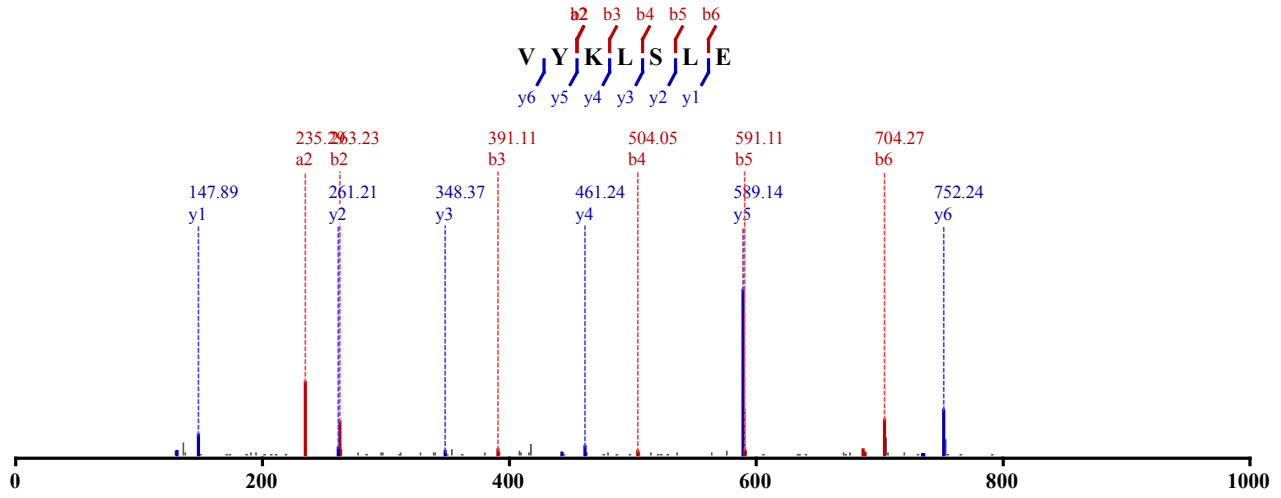


Not Modified

Identified in MSS482 with qvalue 0.00

Charge: 2, Exp. m/z: 426.247, Calc. m/z: 426.247

Data File: HeLa_GluC_pH6_CID_3xload_3, Scans: 15166 - 15166

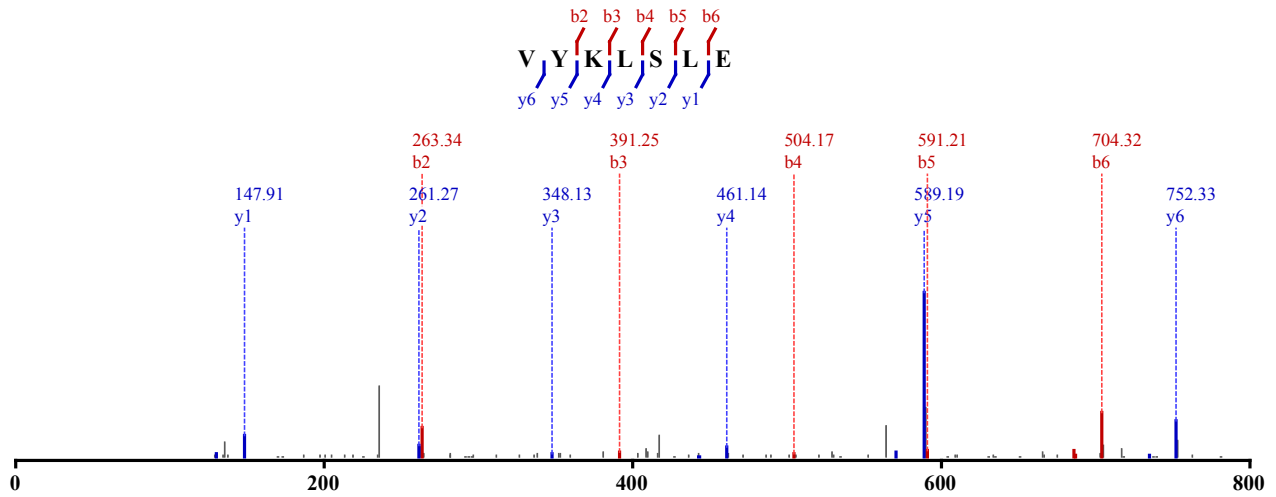


Not Modified

Identified in MSS482 with qvalue 0.00

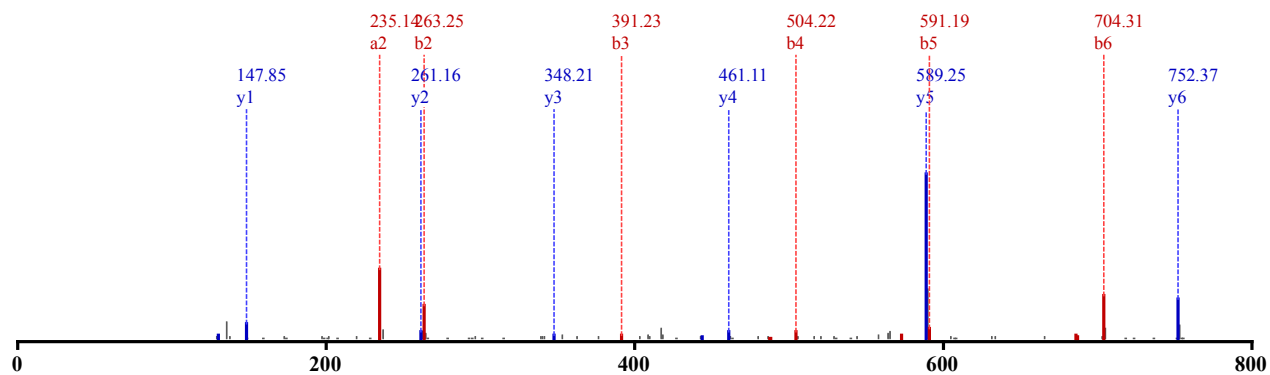
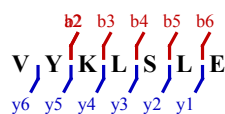
Charge: 2, Exp. m/z: 426.247, Calc. m/z: 426.247

Data File: HeLa_GluC_pH6_CID_3xload, Scans: 15535 - 15535

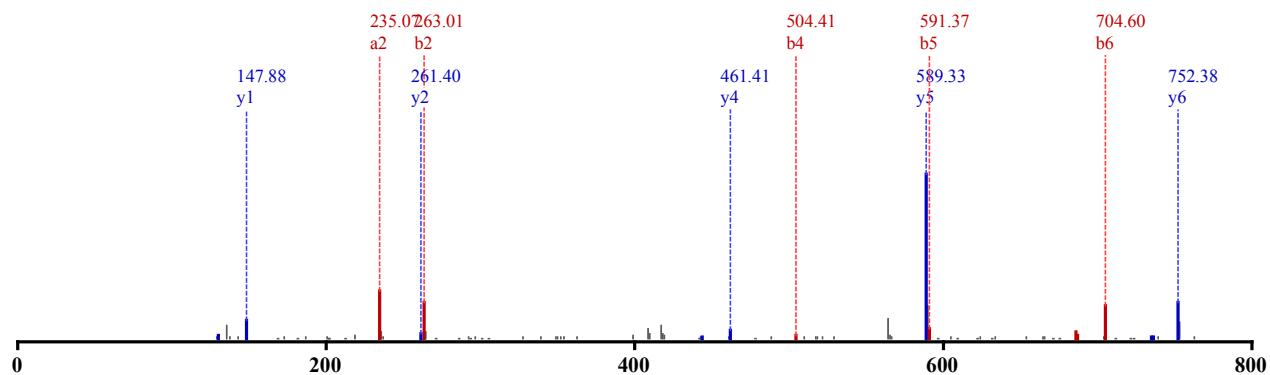
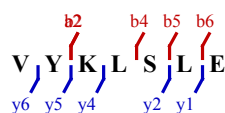


Not Modified

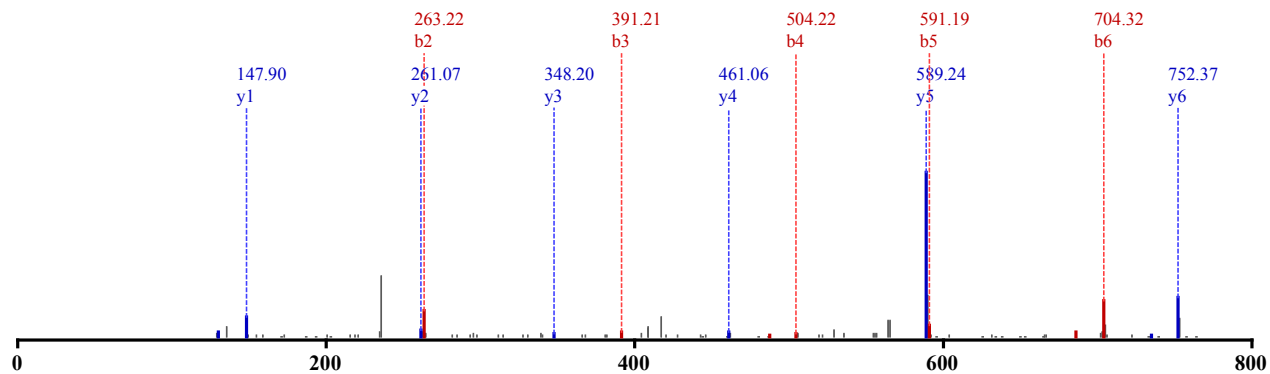
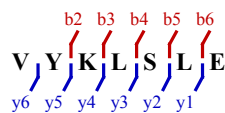
Identified in MSS482 with qvalue 0.00
 Charge: 2, Exp. m/z: 426.247, Calc. m/z: 426.247
 Data File: HeLa_GluC_pH6_CID_3xload, Scans: 15603 - 15603



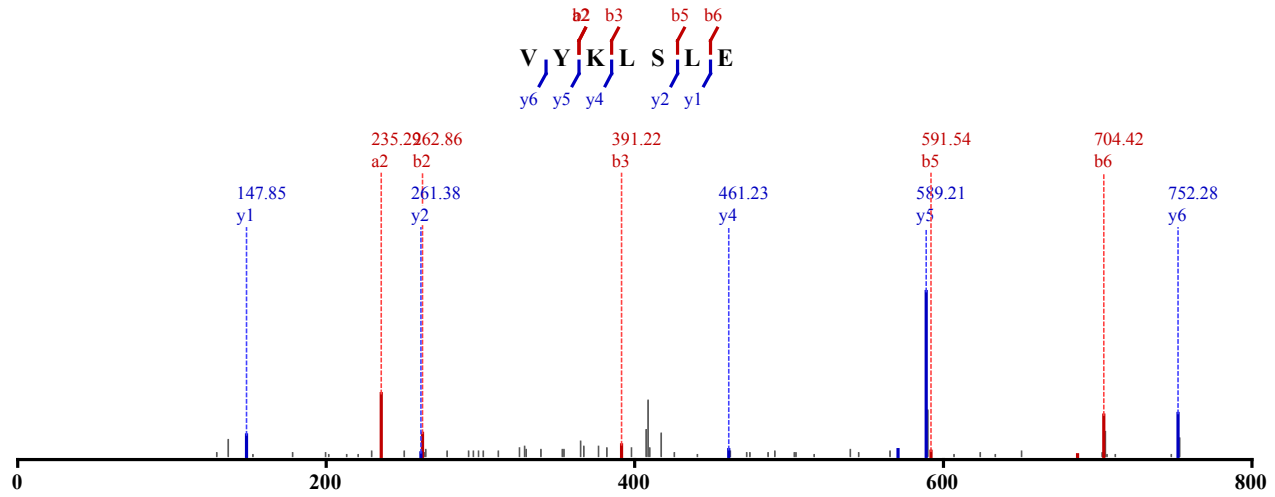
Not Modified
 Identified in MSS482 with qvalue 0.00
 Charge: 2, Exp. m/z: 426.247, Calc. m/z: 426.247
 Data File: HeLa_GluC_pH6_CID_3xload, Scans: 15673 - 15673



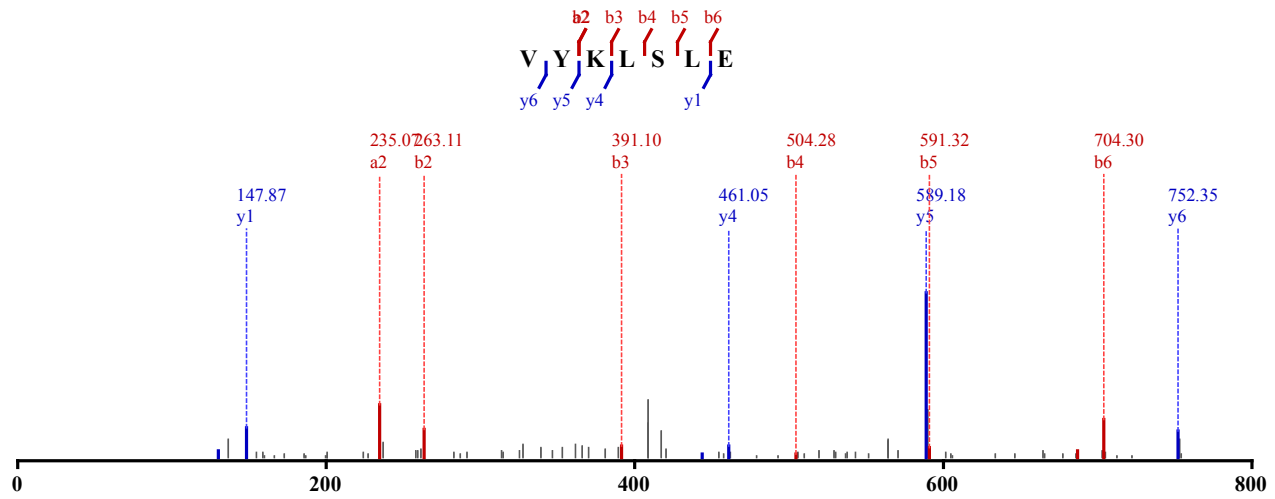
Not Modified
 Identified in MSS482 with qvalue 0.00
 Charge: 2, Exp. m/z: 426.247, Calc. m/z: 426.247
 Data File: HeLa_GluC_pH6_CID_3xload, Scans: 15745 - 15745



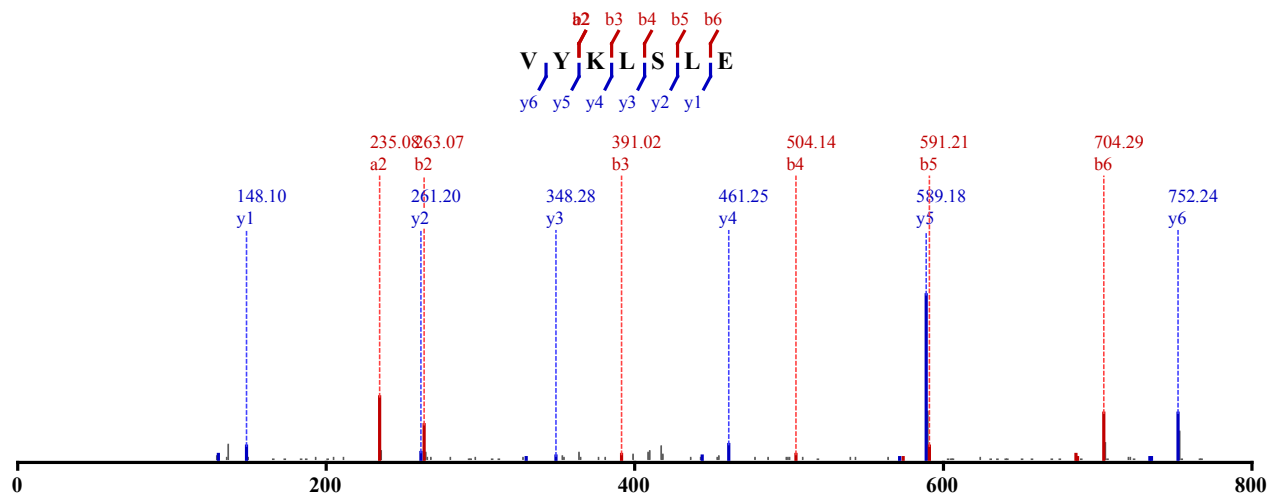
Not Modified
 Identified in MSS482 with qvalue 0.00
 Charge: 2, Exp. m/z: 426.247, Calc. m/z: 426.247
 Data File: HeLa_GluC_pH8_CID_3xload_2, Scans: 15388 - 15388



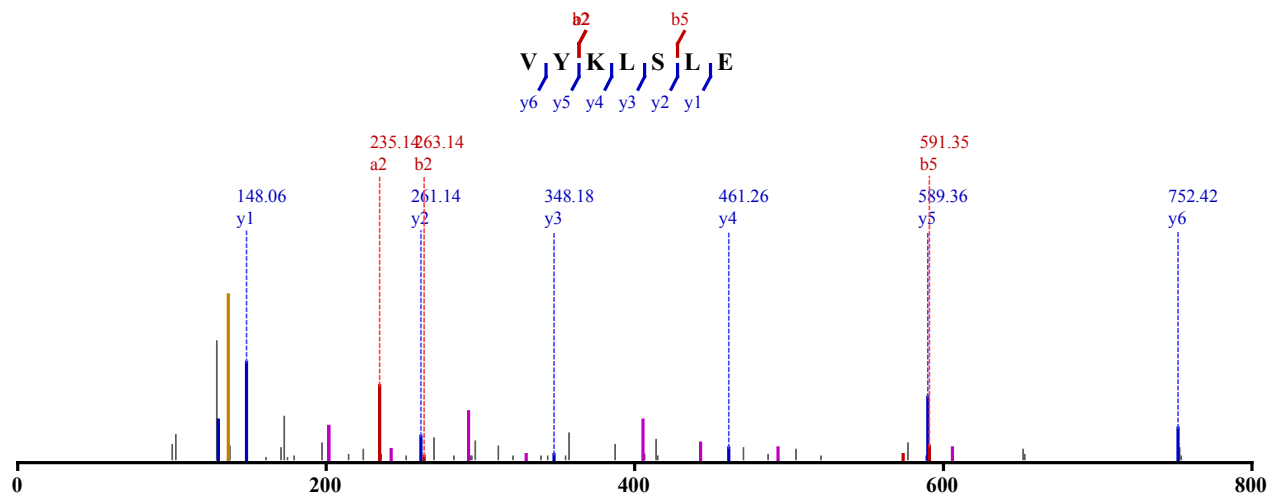
Not Modified
 Identified in MSS482 with qvalue 0.00
 Charge: 2, Exp. m/z: 426.247, Calc. m/z: 426.247
 Data File: HeLa_GluC_pH8_CID_3xload, Scans: 16190 - 16190



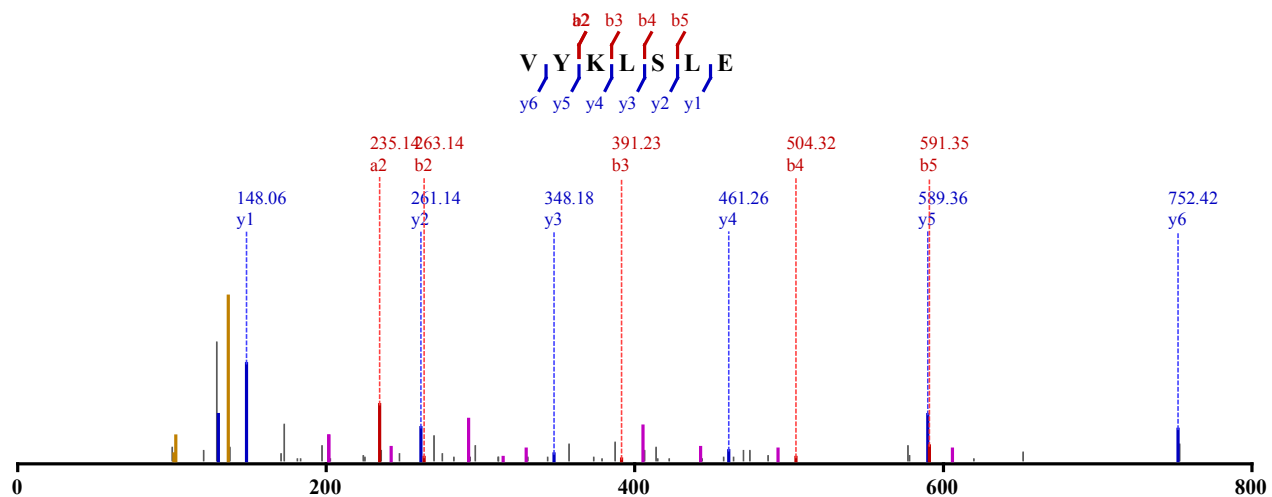
Not Modified
 Identified in MSS482 with qvalue 0.00
 Charge: 2, Exp. m/z: 426.247, Calc. m/z: 426.247
 Data File: HeLa_GluC_pH3_CID_3xload, Scans: 14187 - 14187



Not Modified
 Identified in MSS486 with qvalue 0.01
 Charge: 2, Exp. m/z: 426.247, Calc. m/z: 426.247
 Data File: HeLa_GluC_pH4_HCD_1, Scans: 21775 - 21775

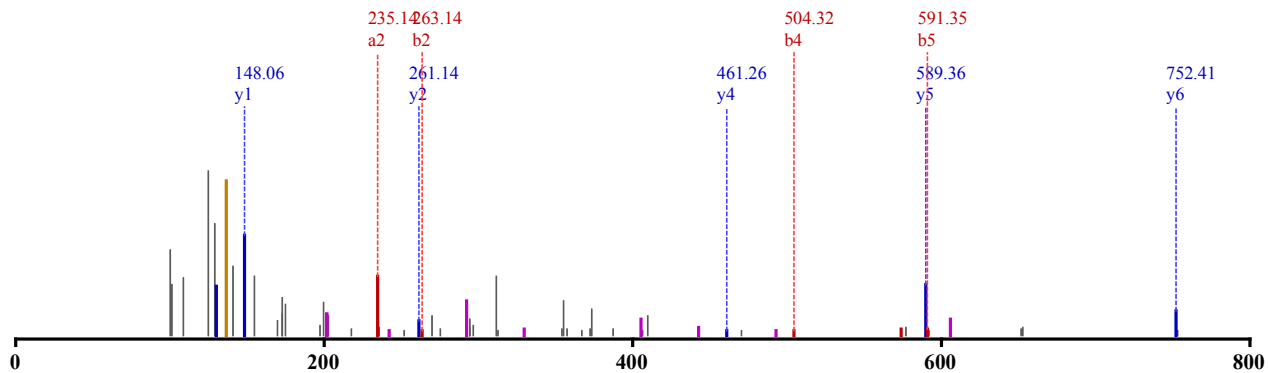
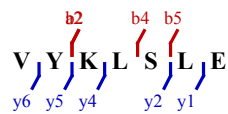


Not Modified
 Identified in MSS486 with qvalue 0.00
 Charge: 2, Exp. m/z: 426.247, Calc. m/z: 426.247
 Data File: HeLa_GluC_pH6_HCD_1, Scans: 23811 - 23811



Not Modified
 Identified in MSS486 with qvalue 0.01
 Charge: 2, Exp. m/z: 426.247, Calc. m/z: 426.247

Data File: HeLa_GluC_pH6_HCD_1, Scans: 23904 - 23904

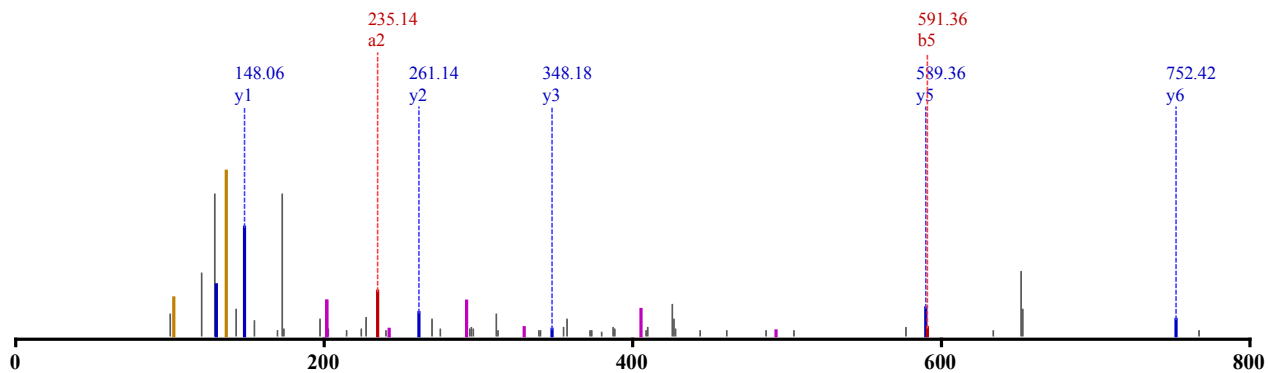
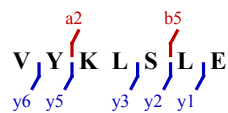


Not Modified

Identified in MSS486 with qvalue 0.00

Charge: 2, Exp. m/z: 426.247, Calc. m/z: 426.247

Data File: HeLa_GluC_pH6_HCD_3, Scans: 23725 - 23725

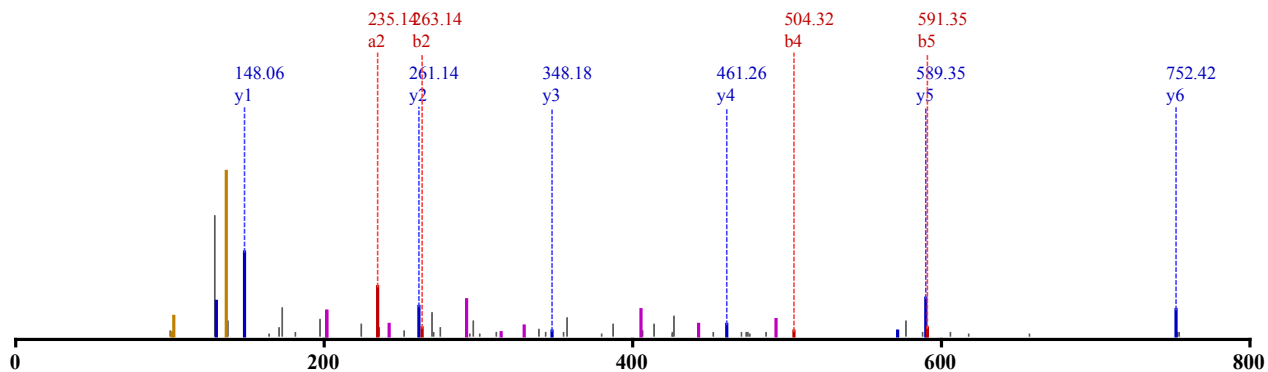
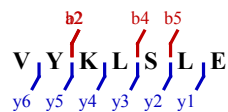


Not Modified

Identified in MSS486 with qvalue 0.01

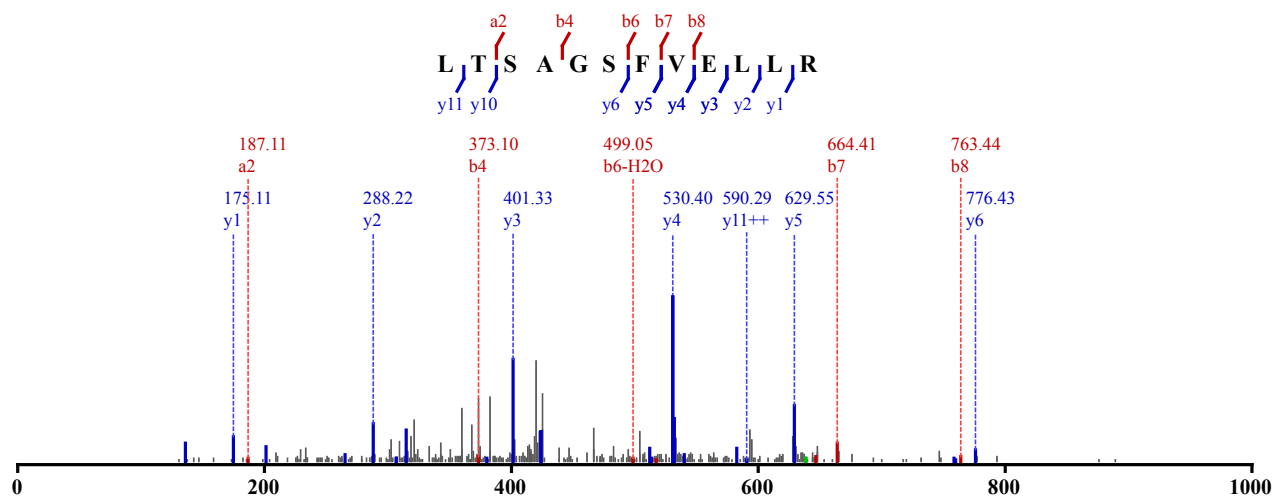
Charge: 2, Exp. m/z: 426.247, Calc. m/z: 426.247

Data File: HeLa_GluC_pH4_HCD_2, Scans: 21789 - 21789

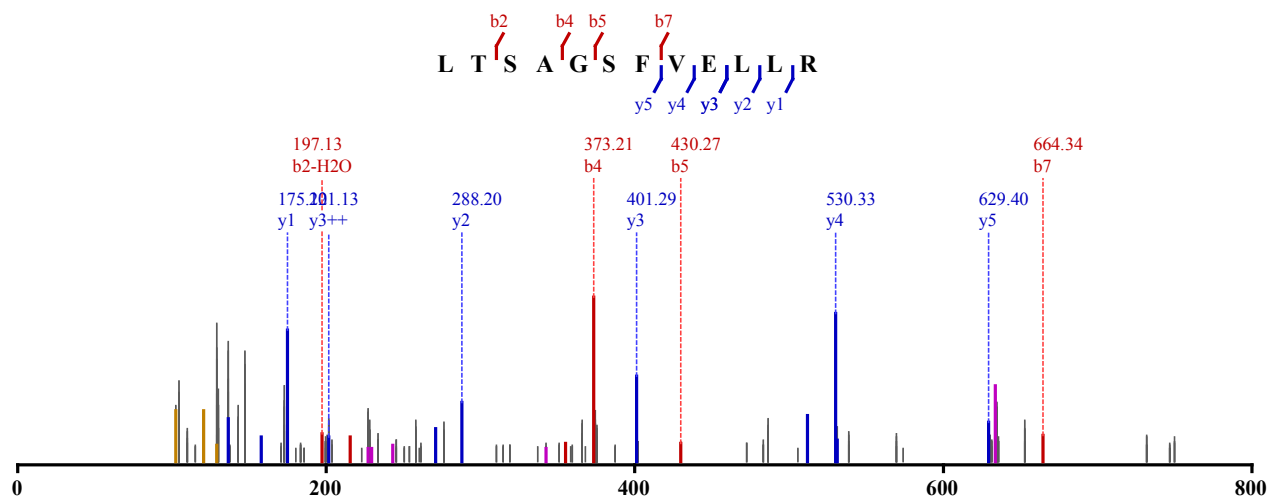


Not Modified

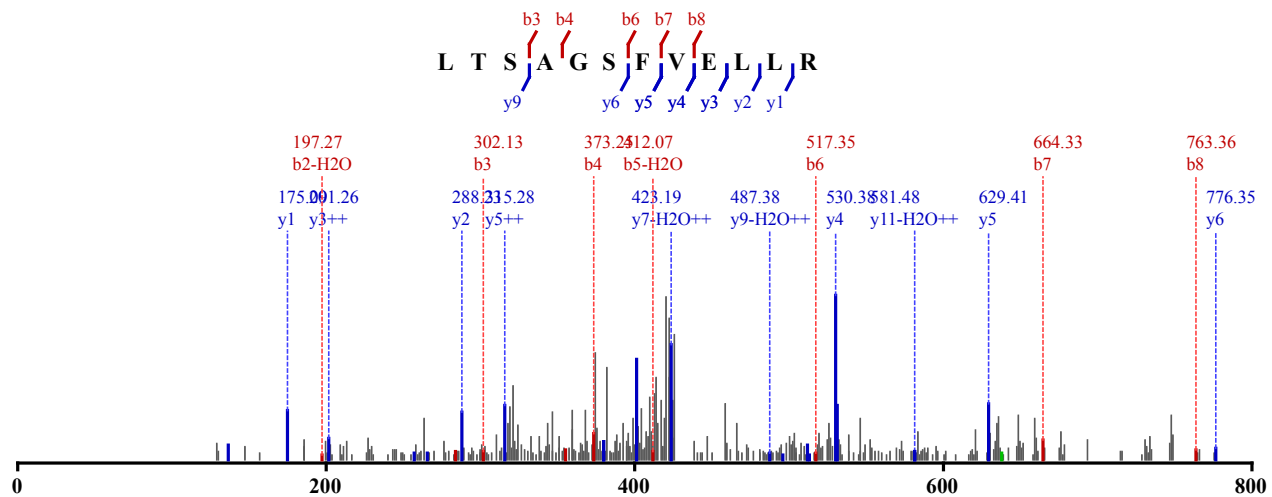
Identified in MSS103 with qvalue 0.01
 Charge: 3, Exp. m/z: 431.578, Calc. m/z: 431.577
 Data File: HeLa_LET_CID_1, Scans: 17046 - 17046



Not Modified
 Identified in MSS130 with qvalue 0.01
 Charge: 3, Exp. m/z: 431.579, Calc. m/z: 431.577
 Data File: HeLa_LysC-try_HCD_3, Scans: 20456 - 20456



Not Modified
 Identified in MSS259 with qvalue 0.01
 Charge: 3, Exp. m/z: 431.579, Calc. m/z: 431.577
 Data File: HeLa_ArgC-LysC_CID_3, Scans: 14553 - 14553

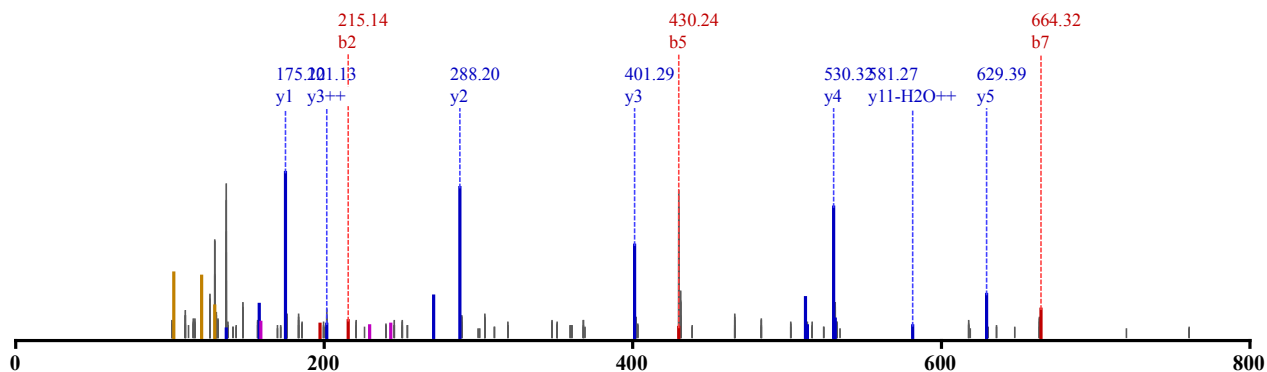
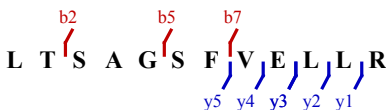


Not Modified

Identified in MSS275 with qvalue 0.00

Charge: 3, Exp. m/z: 431.578, Calc. m/z: 431.577

Data File: HeLa_ArgC-LysC_HCD_2, Scans: 18912 - 18912

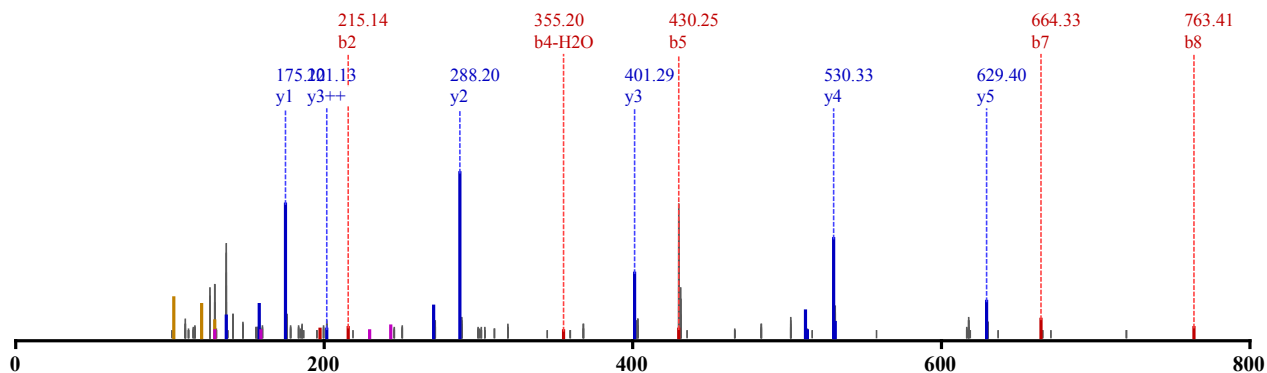
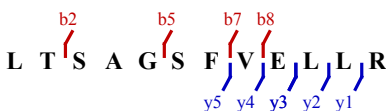


Not Modified

Identified in MSS301 with qvalue 0.00

Charge: 3, Exp. m/z: 431.579, Calc. m/z: 431.577

Data File: HeLa_ArgC-Try_HCD_2, Scans: 18970 - 18970

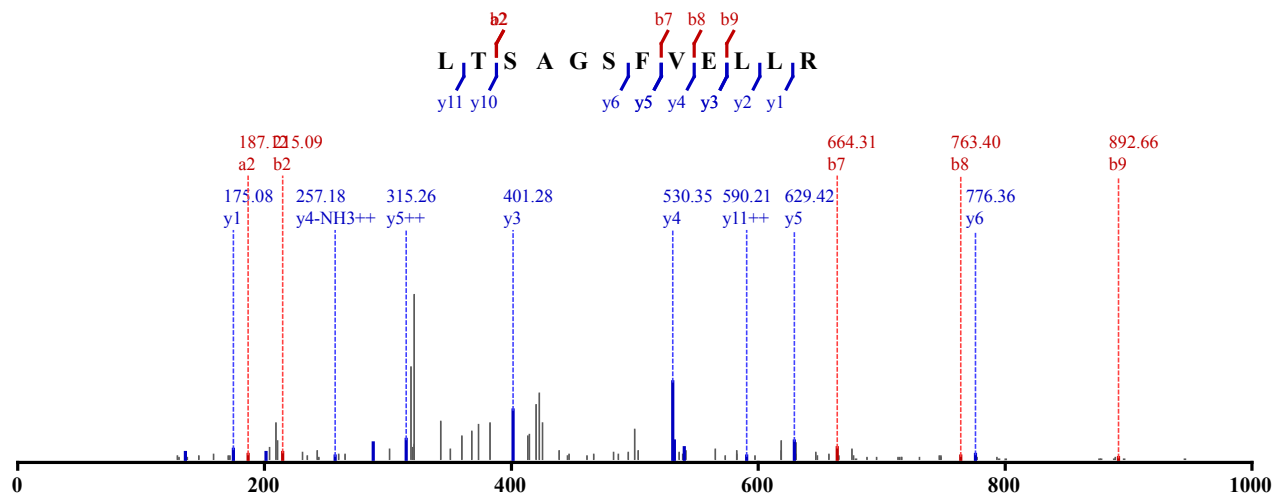


Not Modified

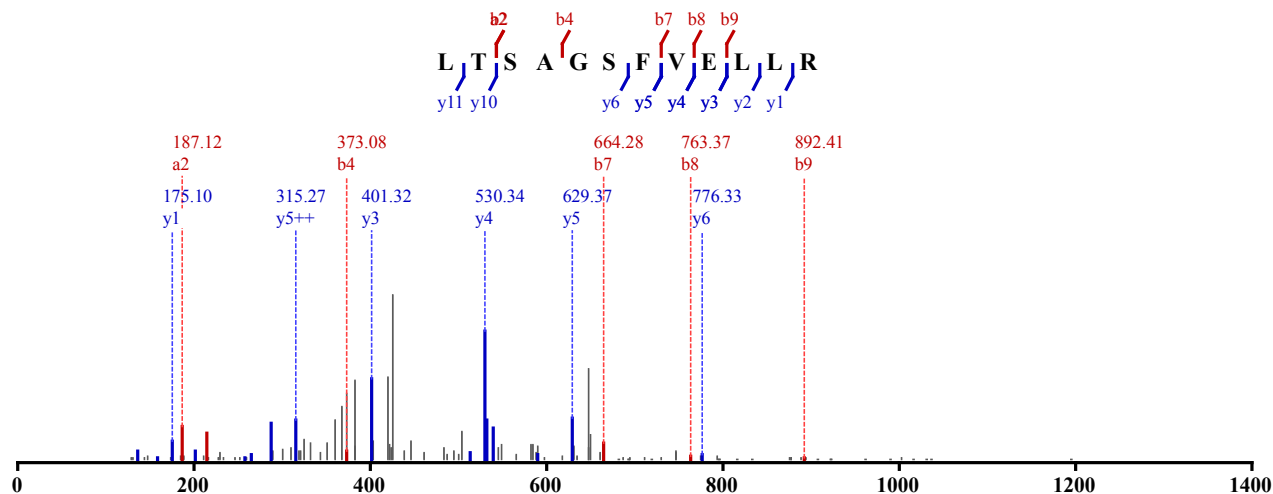
Identified in MSS480 with qvalue 0.00

Charge: 3, Exp. m/z: 431.579, Calc. m/z: 431.577

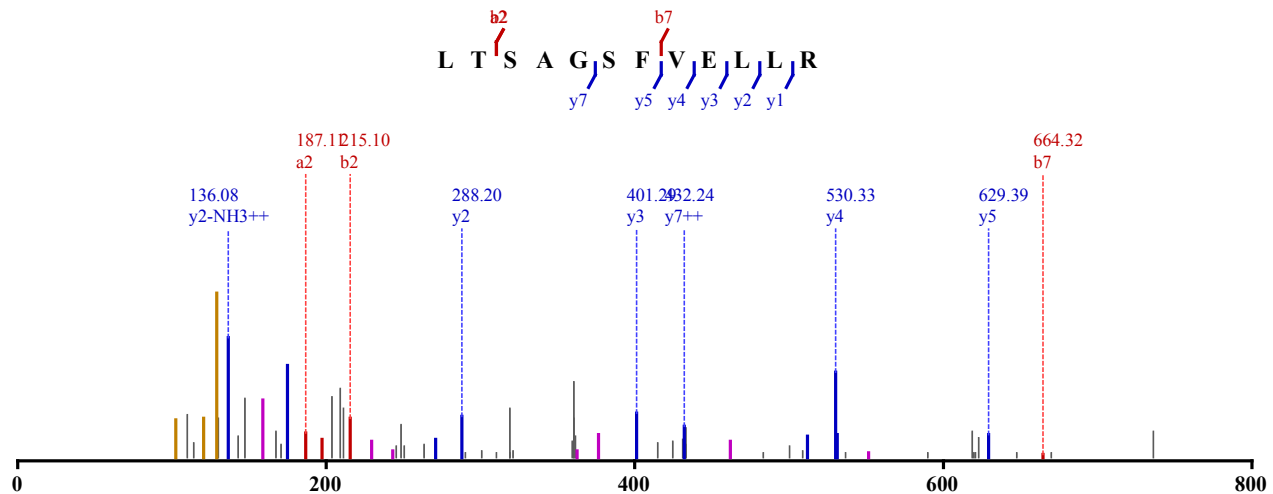
Data File: HeLa_try_pH5_CID_3xload_2, Scans: 17205 - 17205



Not Modified
 Identified in MSS480 with qvalue 0.00
 Charge: 3, Exp. m/z: 431.579, Calc. m/z: 431.577
 Data File: HeLa_try_pH8_CID_3xload_3, Scans: 24876 - 24876

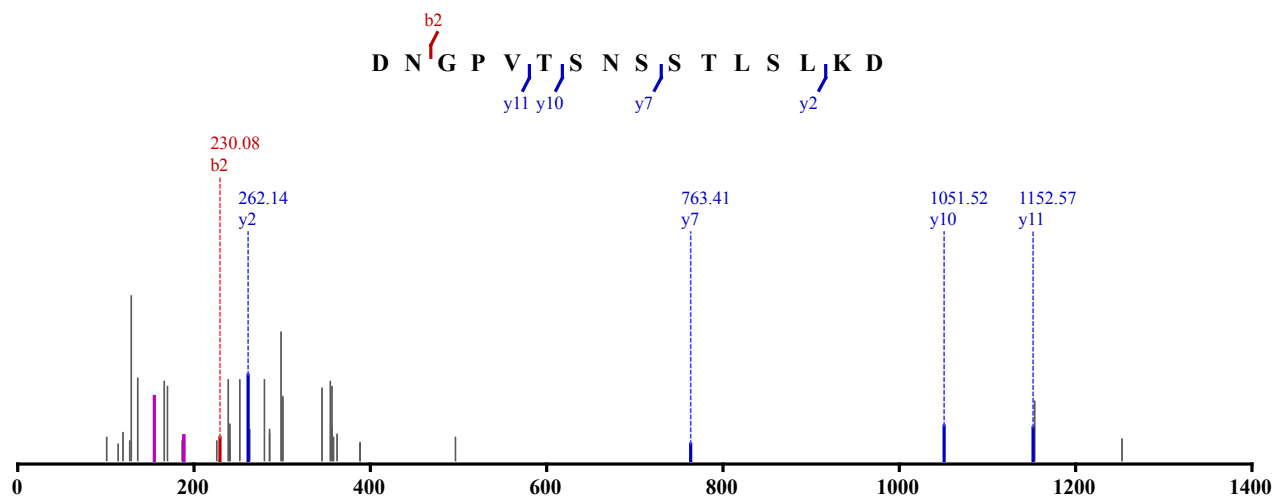


Not Modified
 Identified in MSS487 with qvalue 0.01
 Charge: 3, Exp. m/z: 431.578, Calc. m/z: 431.577
 Data File: HeLa_ArgC-Try_pH5_HCD_2, Scans: 17236 - 17236



Not Modified
 Identified in MSS479 with qvalue 0.01
 Charge: 2, Exp. m/z: 817.896, Calc. m/z: 817.897

Data File: HeLa_AspN_pH8_HCD_3, Scans: 25832 - 25832

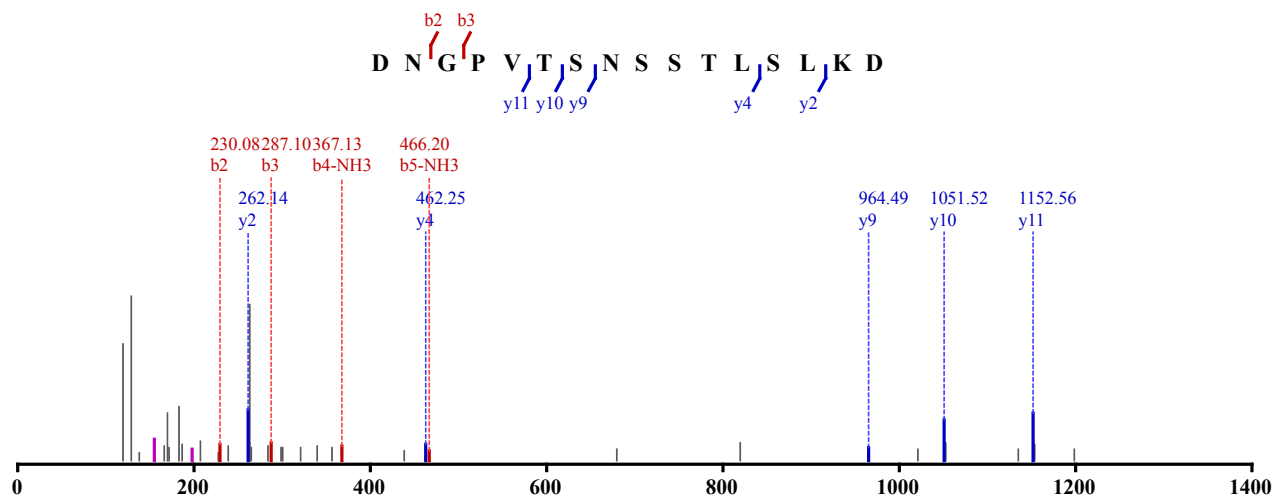


Not Modified

Identified in MSS479 with qvalue 0.00

Charge: 2, Exp. m/z: 817.896, Calc. m/z: 817.897

Data File: HeLa_AspN_pH11_HCD_1, Scans: 30108 - 30108

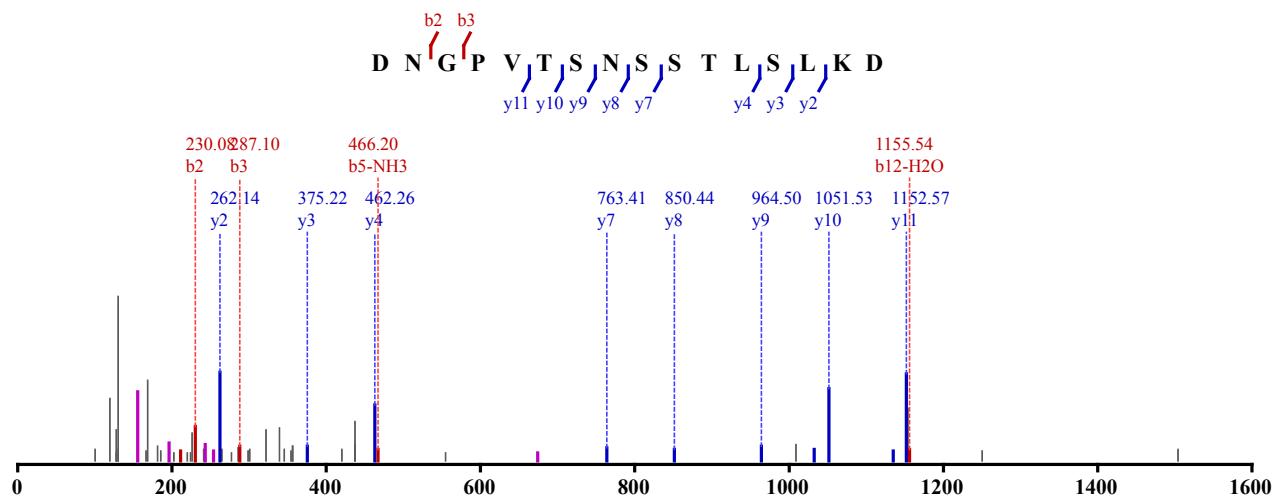


Not Modified

Identified in MSS479 with qvalue 0.00

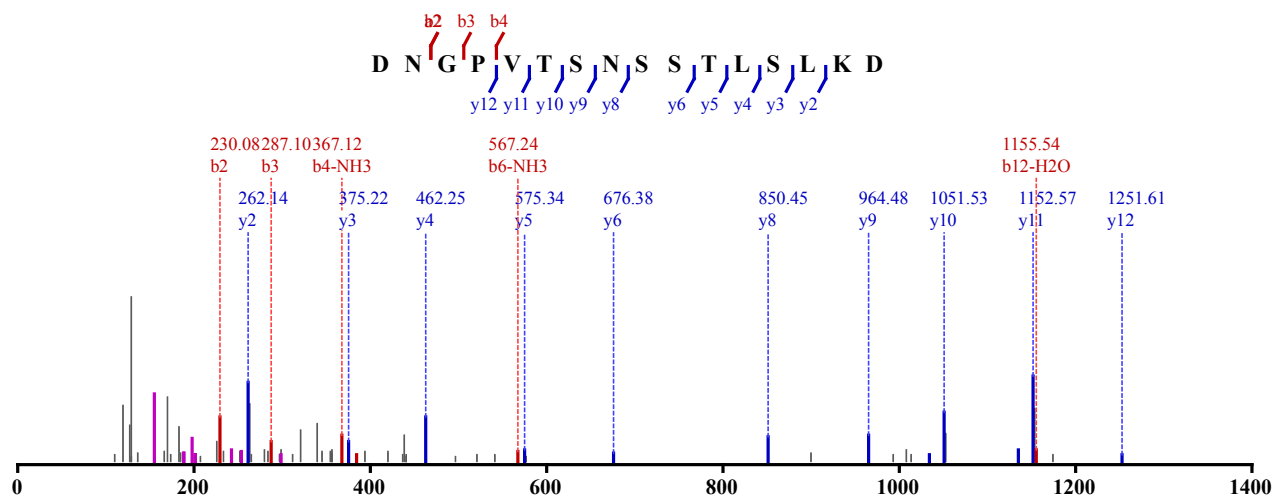
Charge: 2, Exp. m/z: 817.898, Calc. m/z: 817.897

Data File: HeLa_AspN_pH11_HCD_2, Scans: 28979 - 28979

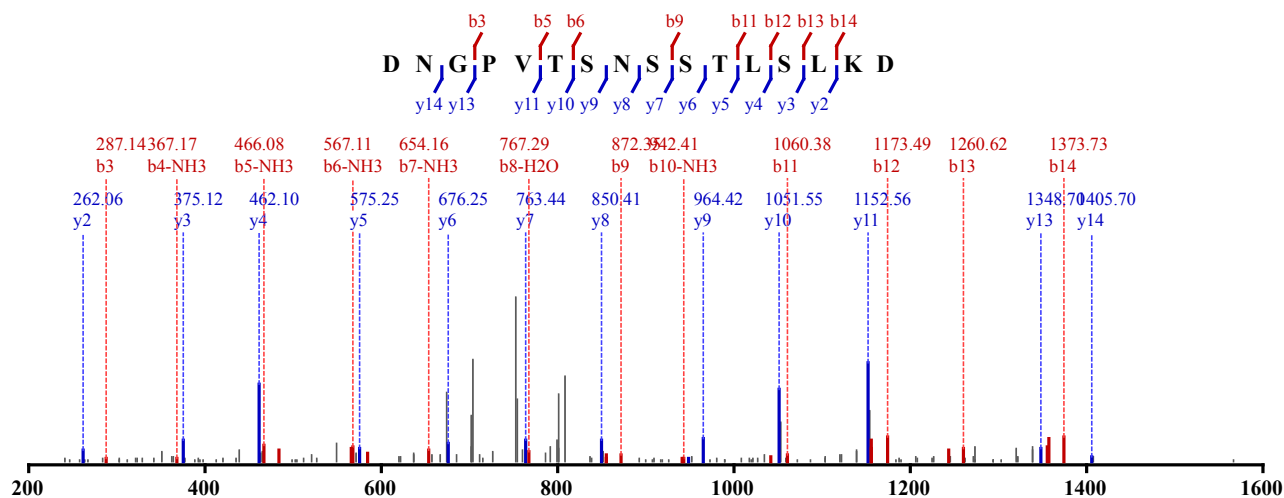


Not Modified

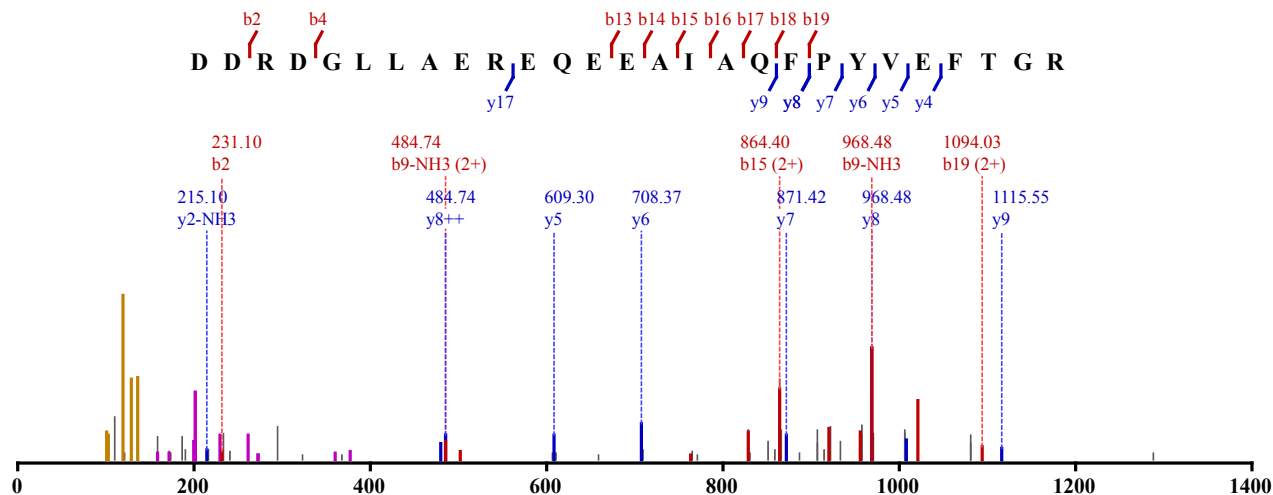
Identified in MSS479 with qvalue 0.00
 Charge: 2, Exp. m/z: 817.896, Calc. m/z: 817.897
 Data File: HeLa_AspN_pH11_HCD_3, Scans: 28353 - 28353

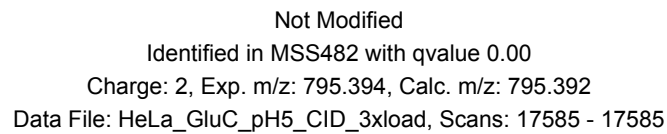
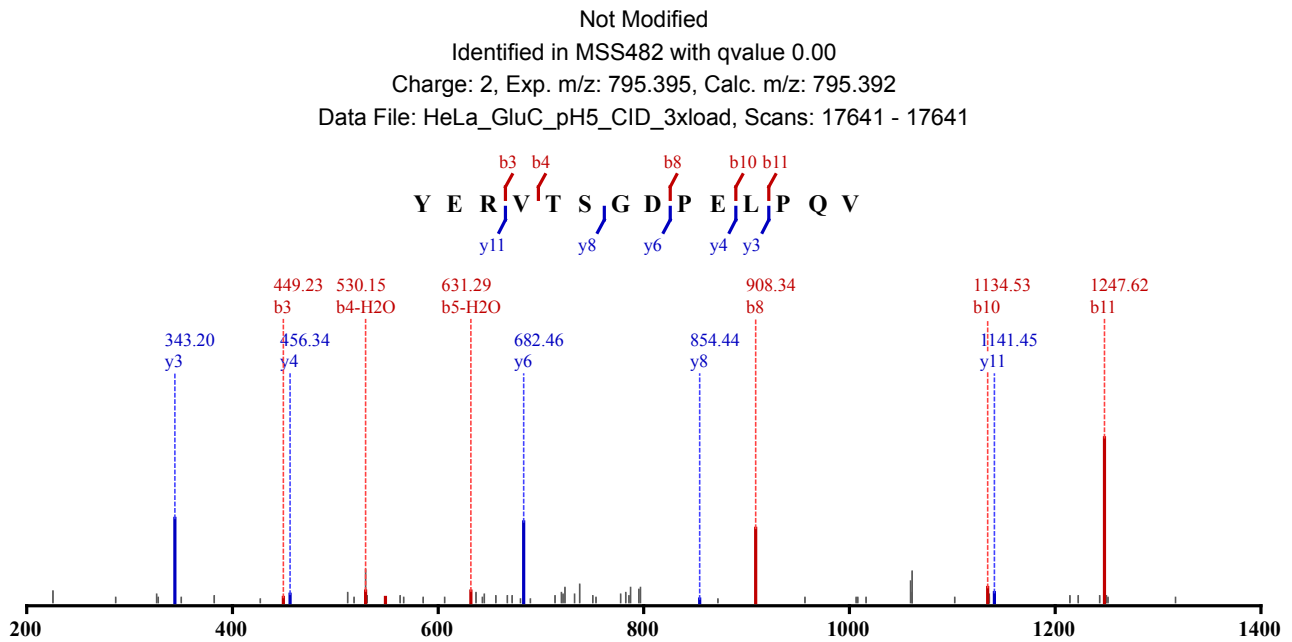
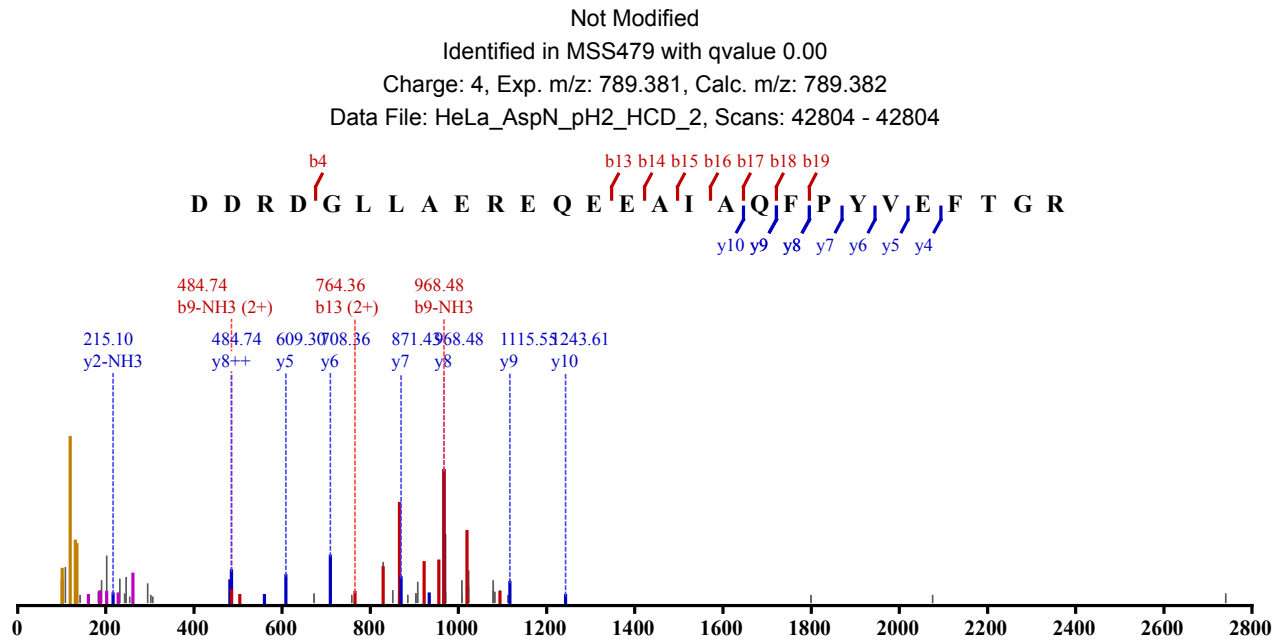


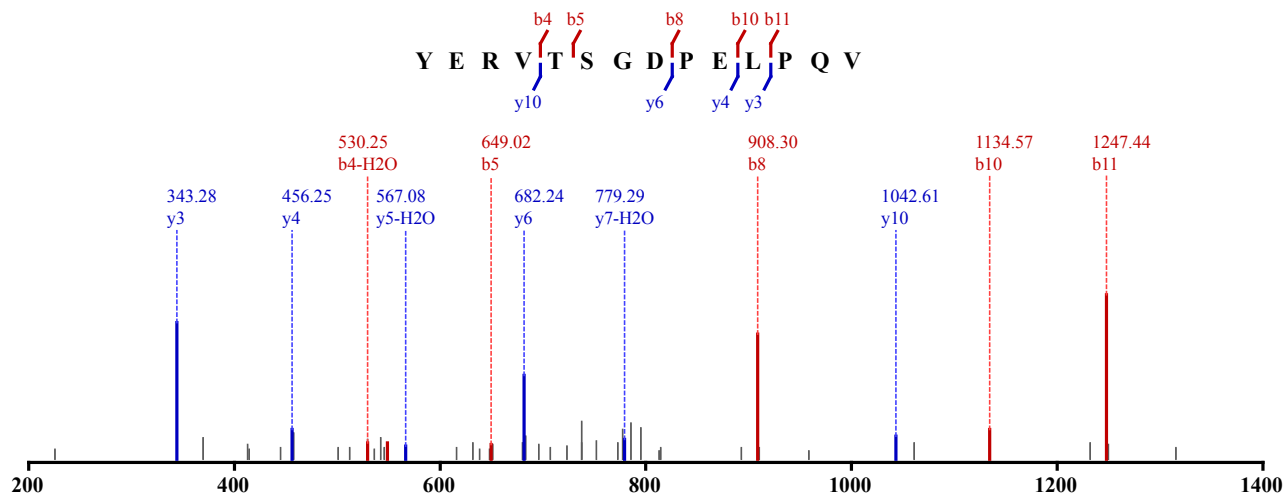
Not Modified
 Identified in MSS483 with qvalue 0.00
 Charge: 2, Exp. m/z: 817.897, Calc. m/z: 817.897
 Data File: HeLa_AspN_pH11_CID_3xload_2, Scans: 23108 - 23108



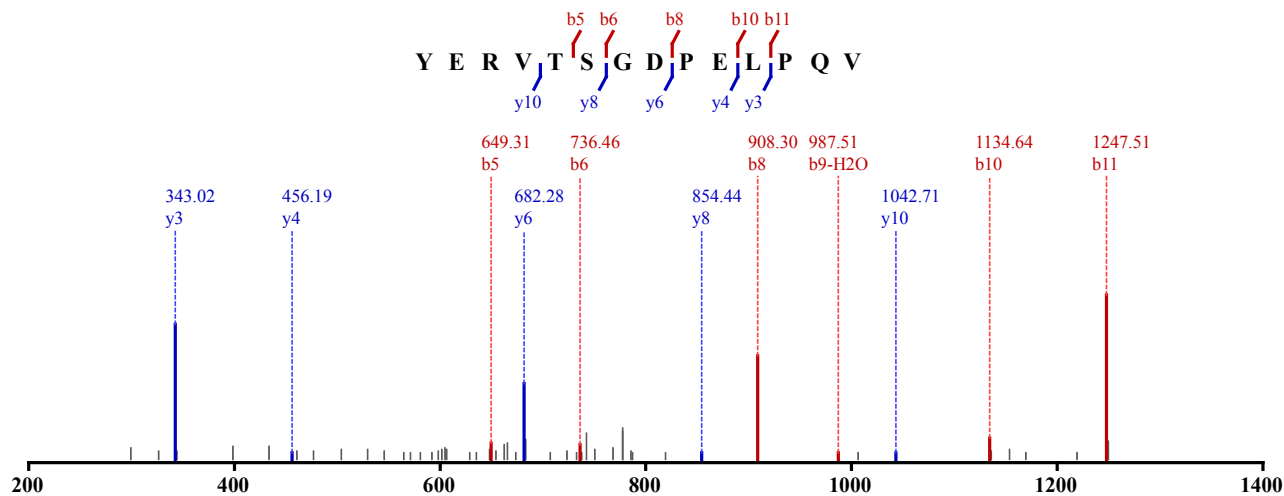
Not Modified
 Identified in MSS479 with qvalue 0.00
 Charge: 4, Exp. m/z: 789.383, Calc. m/z: 789.382
 Data File: HeLa_AspN_pH2_HCD_1, Scans: 42703 - 42703



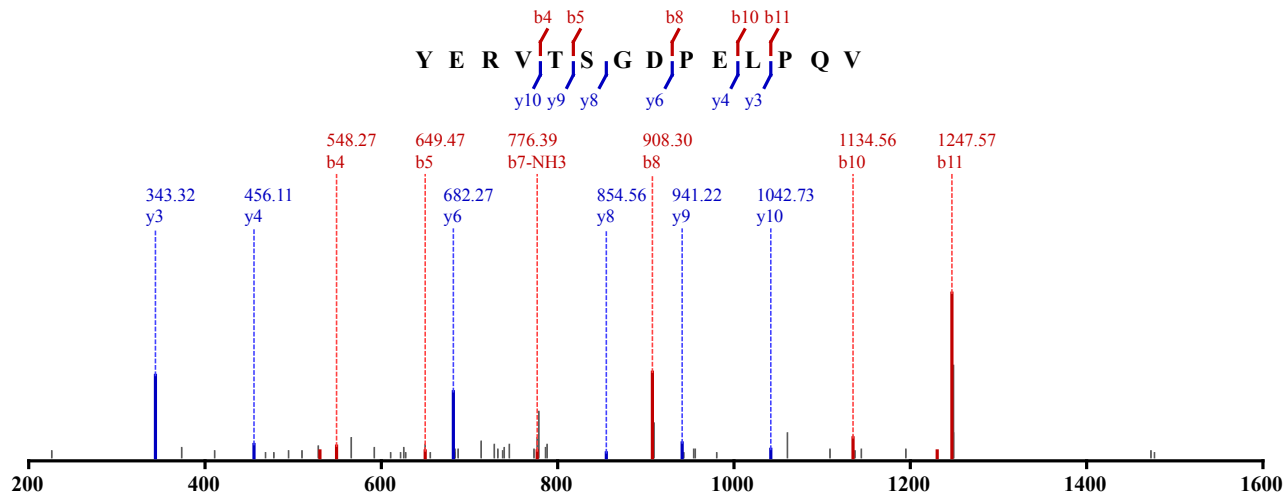




Not Modified
 Identified in MSS482 with qvalue 0.01
 Charge: 2, Exp. m/z: 795.395, Calc. m/z: 795.392
 Data File: HeLa_GluC_pH4_CID_3xload_2, Scans: 17838 - 17838

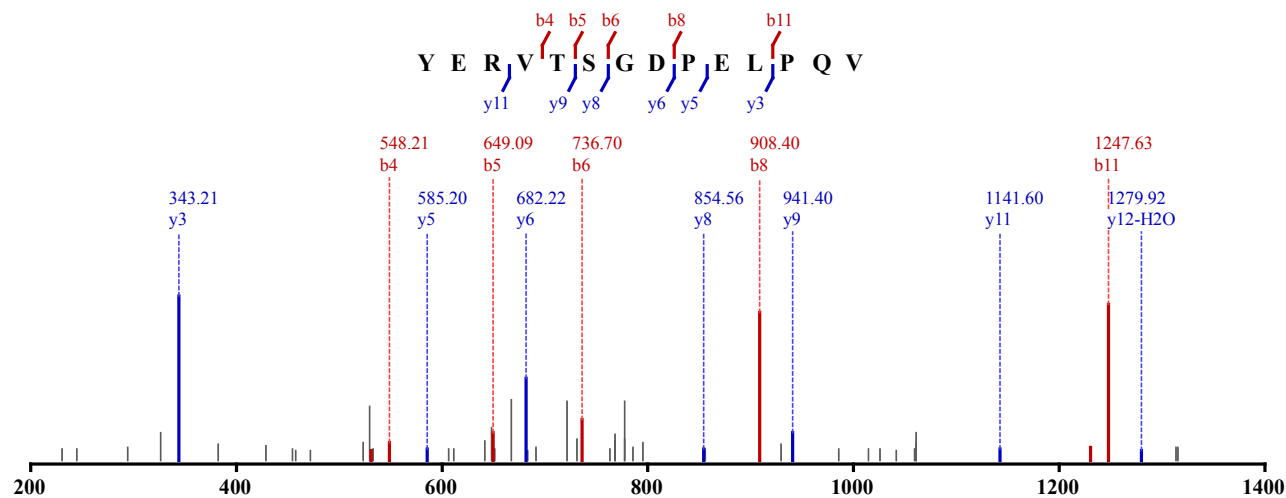


Not Modified
 Identified in MSS482 with qvalue 0.01
 Charge: 2, Exp. m/z: 795.394, Calc. m/z: 795.392
 Data File: HeLa_GluC_pH4_CID_3xload, Scans: 17464 - 17464



Not Modified
 Identified in MSS482 with qvalue 0.01
 Charge: 2, Exp. m/z: 795.395, Calc. m/z: 795.392

Data File: HeLa_GluC_pH5_CID_3xload_3, Scans: 17873 - 17873

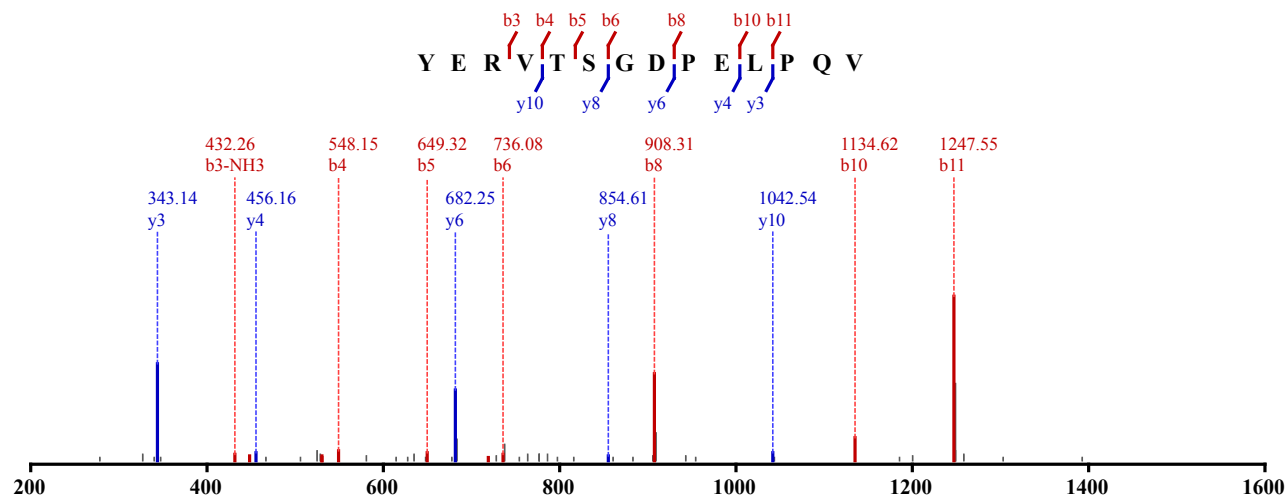


Not Modified

Identified in MSS482 with qvalue 0.00

Charge: 2, Exp. m/z: 795.394, Calc. m/z: 795.392

Data File: HeLa_GluC_pH5_CID_3xload_3, Scans: 17934 - 17934

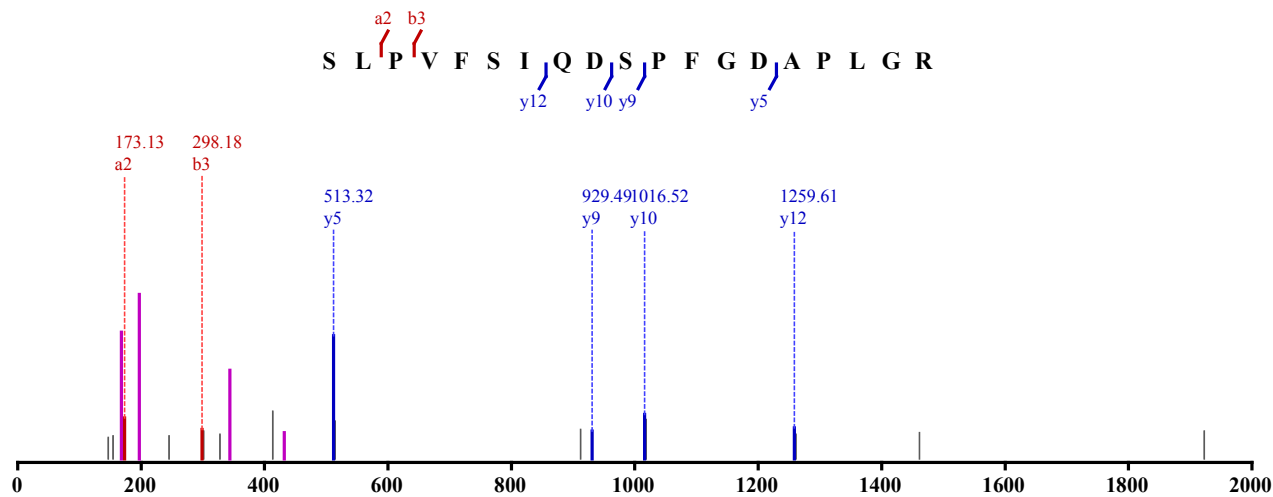


Not Modified

Identified in MSS484 with qvalue 0.00

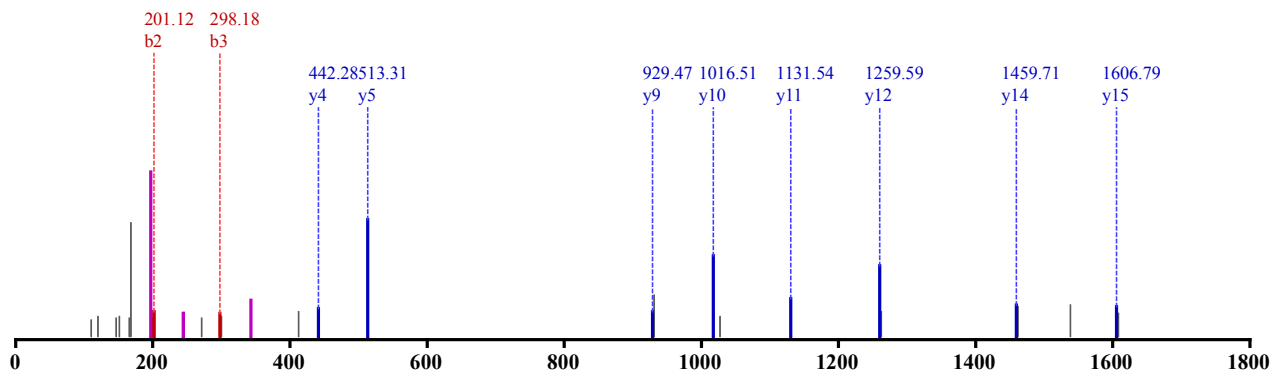
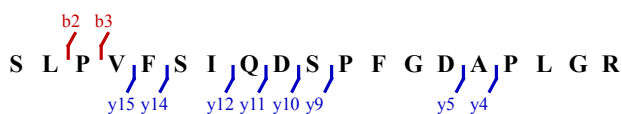
Charge: 2, Exp. m/z: 1002.020, Calc. m/z: 1002.017

Data File: HeLa_Try_pH3_HCD_2, Scans: 60062 - 60062

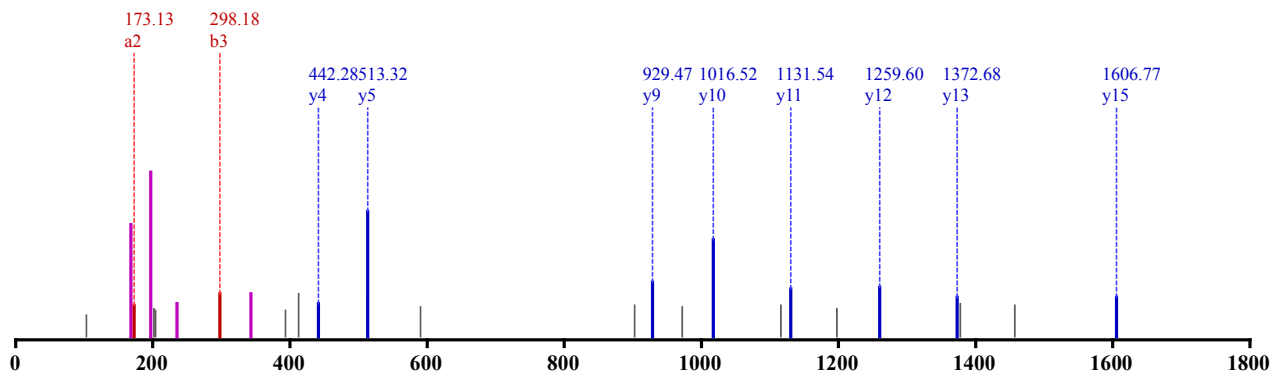
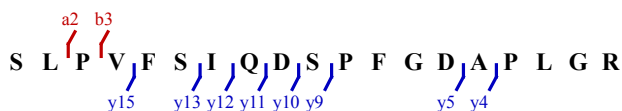


Not Modified

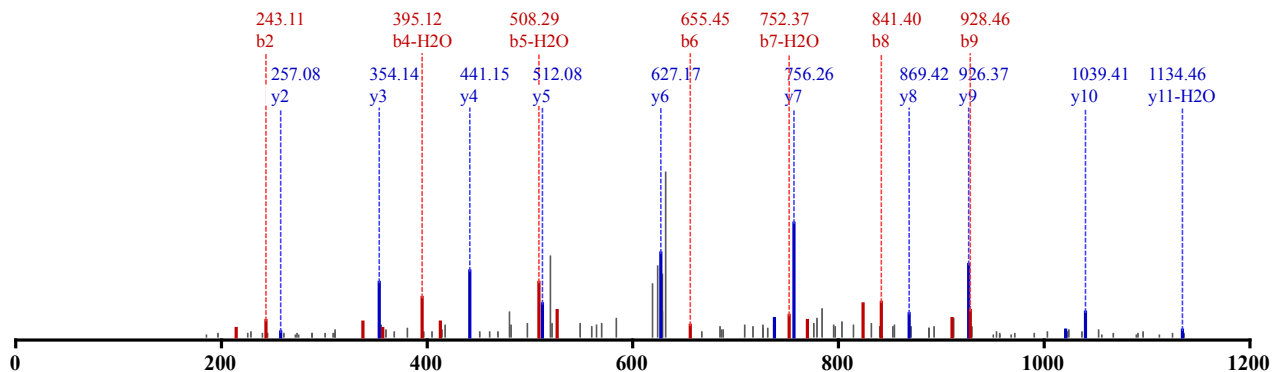
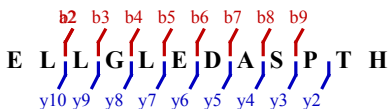
Identified in MSS484 with qvalue 0.00
 Charge: 2, Exp. m/z: 1002.020, Calc. m/z: 1002.017
 Data File: HeLa_Try_pH3_HCD_1, Scans: 60252 - 60252



Not Modified
 Identified in MSS484 with qvalue 0.00
 Charge: 2, Exp. m/z: 1002.020, Calc. m/z: 1002.017
 Data File: HeLa_Try_pH3_HCD_3, Scans: 57893 - 57893



Not Modified
 Identified in MSS480 with qvalue 0.00
 Charge: 2, Exp. m/z: 641.320, Calc. m/z: 641.322
 Data File: HeLa_try_pH5_CID_3xload_3, Scans: 28521 - 28521

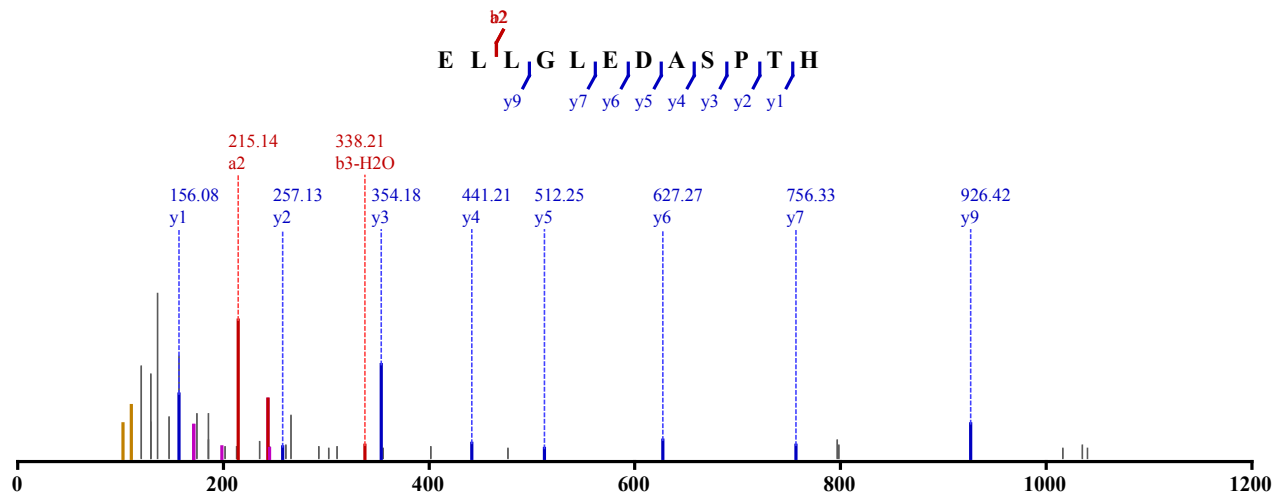


Not Modified

Identified in MSS484 with qvalue 0.00

Charge: 2, Exp. m/z: 641.320, Calc. m/z: 641.317

Data File: HeLa_Try_pH4_HCD_2, Scans: 37404 - 37404

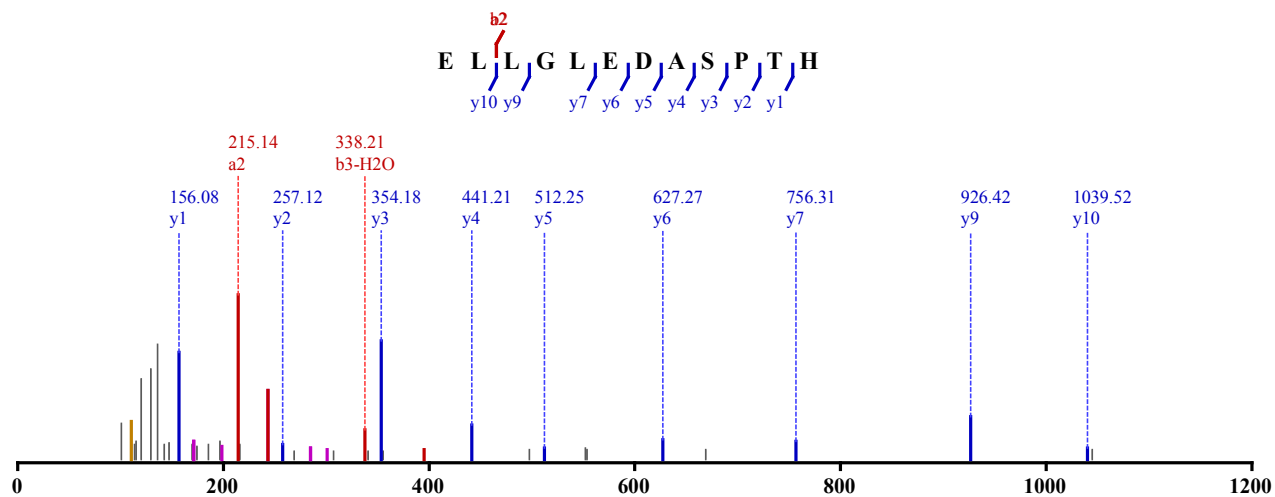


Not Modified

Identified in MSS484 with qvalue 0.00

Charge: 2, Exp. m/z: 641.319, Calc. m/z: 641.317

Data File: HeLa_Try_pH4_HCD_3, Scans: 36035 - 36035

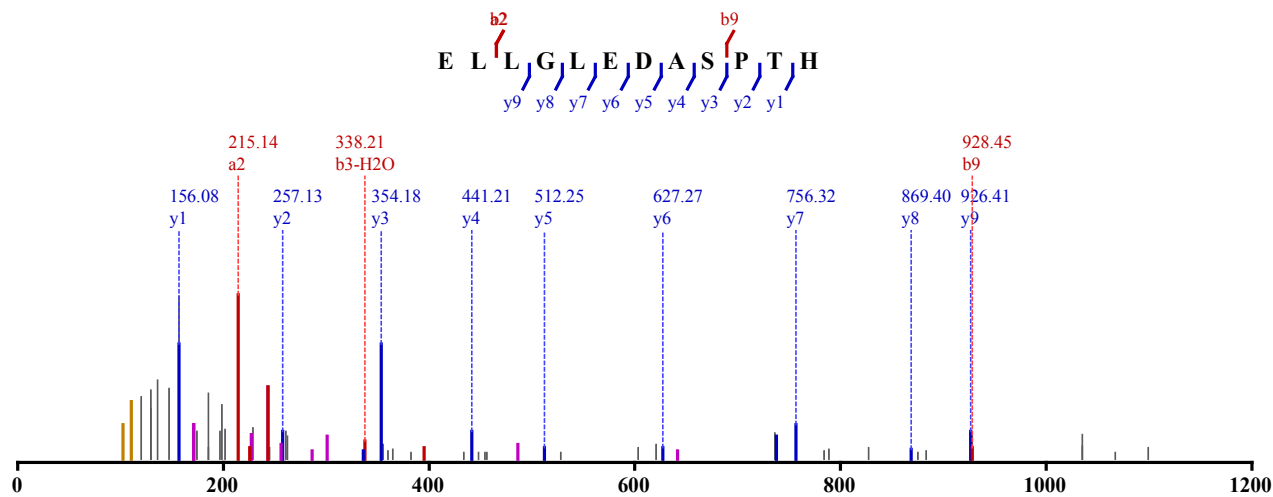


Not Modified

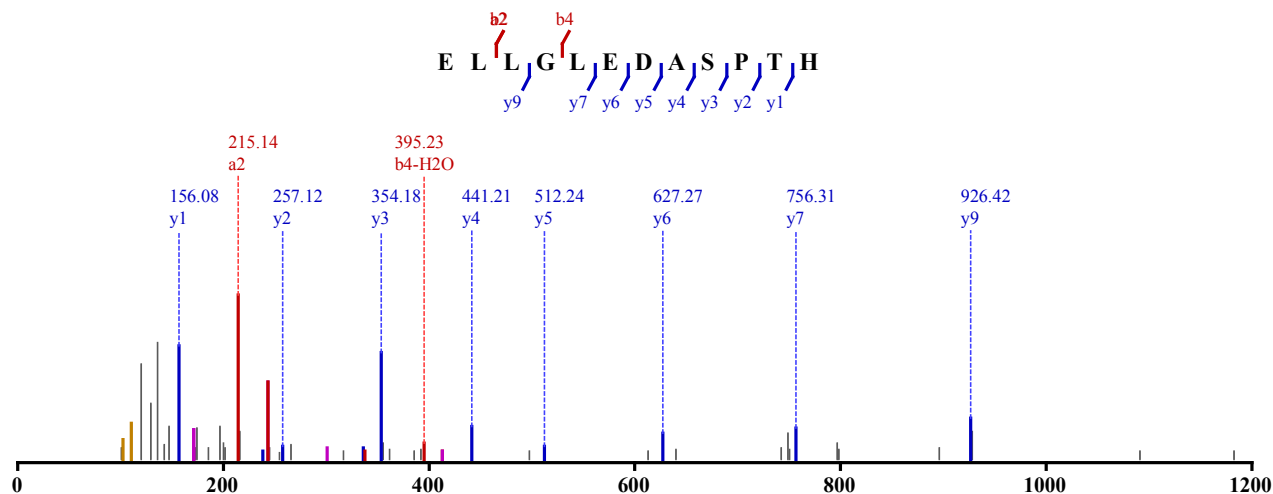
Identified in MSS484 with qvalue 0.00

Charge: 2, Exp. m/z: 641.821, Calc. m/z: 641.317

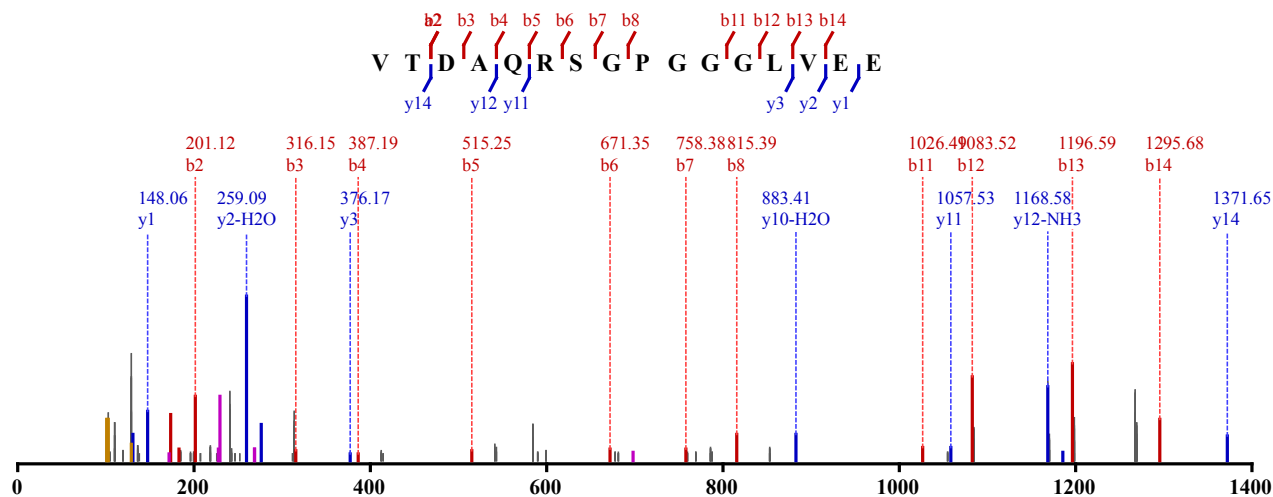
Data File: HeLa_Try_pH5_HCD_1, Scans: 42243 - 42243



Not Modified
 Identified in MSS484 with qvalue 0.00
 Charge: 2, Exp. m/z: 641.317, Calc. m/z: 641.317
 Data File: HeLa_Try_pH5_HCD_2, Scans: 37744 - 37744

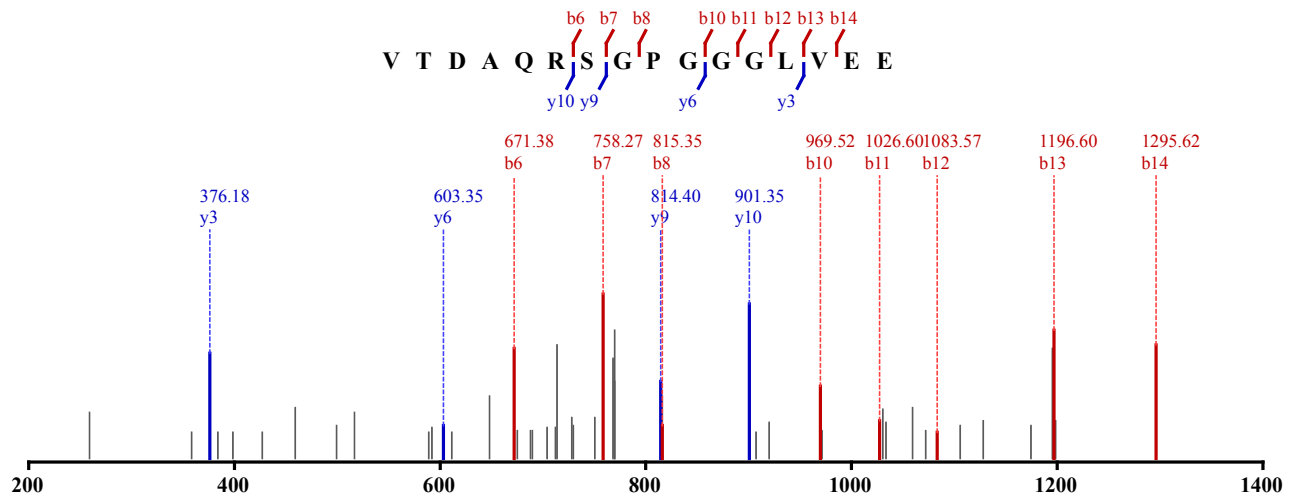


Not Modified
 Identified in MSS119 with qvalue 0.00
 Charge: 2, Exp. m/z: 786.387, Calc. m/z: 786.387
 Data File: HeLa_GluC_HCD_2, Scans: 17170 - 17170



Not Modified
 Identified in MSS482 with qvalue 0.01
 Charge: 2, Exp. m/z: 786.386, Calc. m/z: 786.387

Data File: HeLa_GluC_pH8_CID_3xload_3, Scans: 11828 - 11828

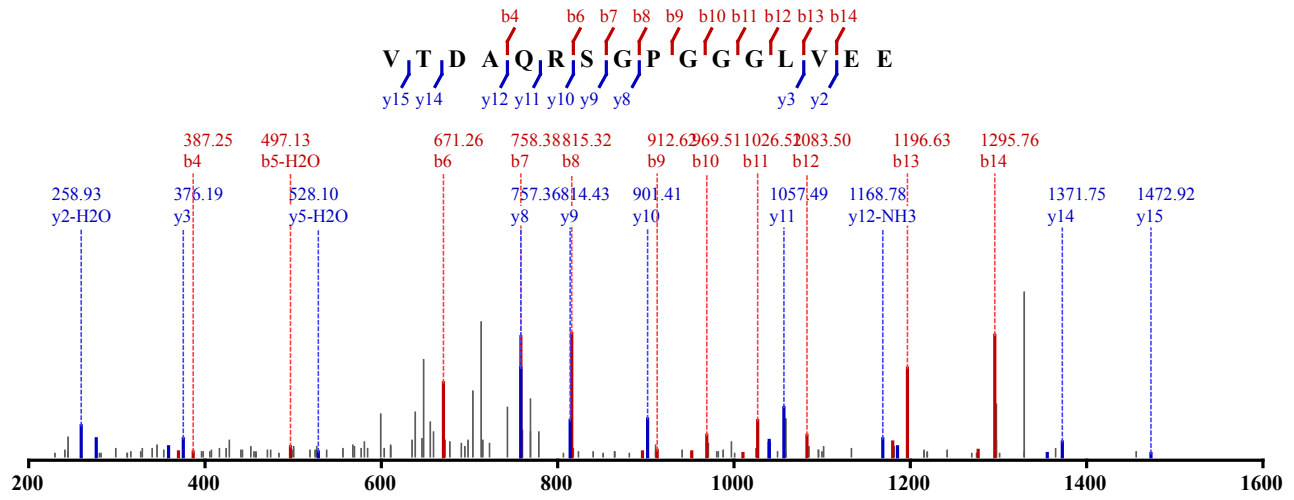


Not Modified

Identified in MSS482 with qvalue 0.00

Charge: 2, Exp. m/z: 786.388, Calc. m/z: 786.387

Data File: HeLa_GluC_pH11_CID_3xload, Scans: 14896 - 14896

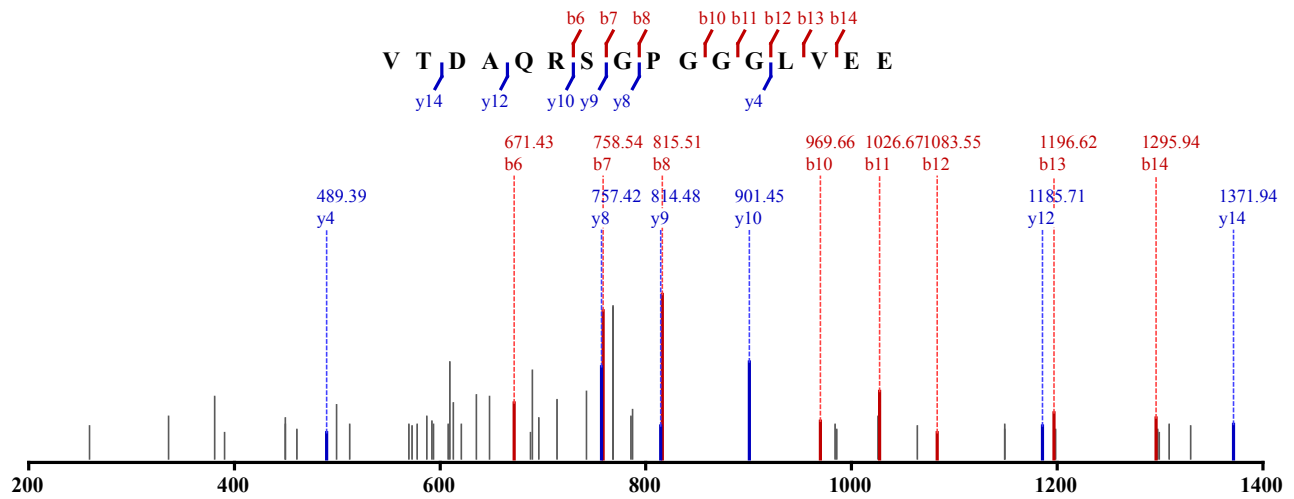


Not Modified

Identified in MSS482 with qvalue 0.00

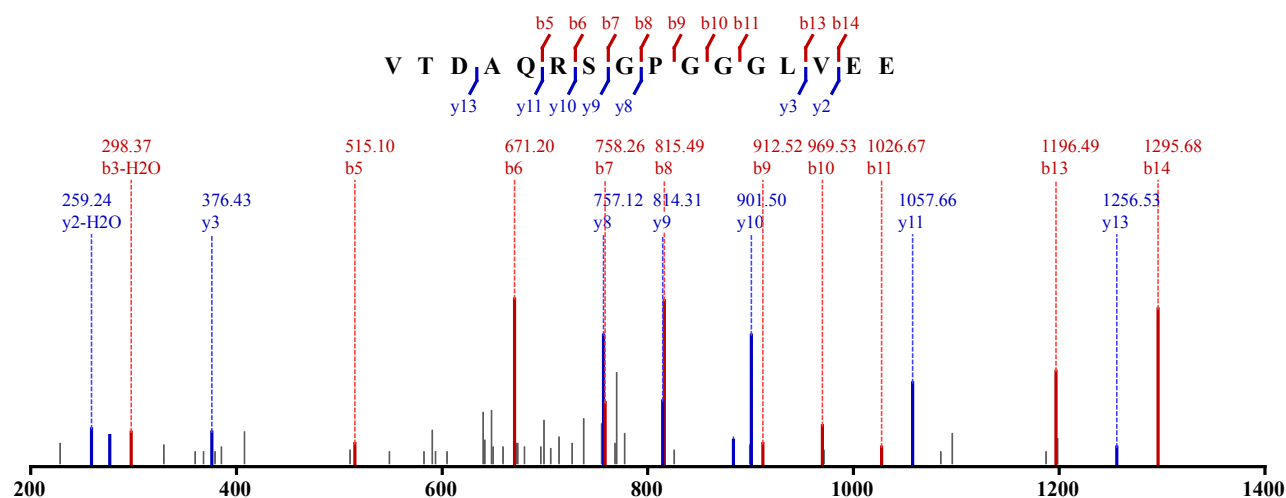
Charge: 2, Exp. m/z: 786.386, Calc. m/z: 786.387

Data File: HeLa_GluC_pH6_CID_3xload, Scans: 11774 - 11774

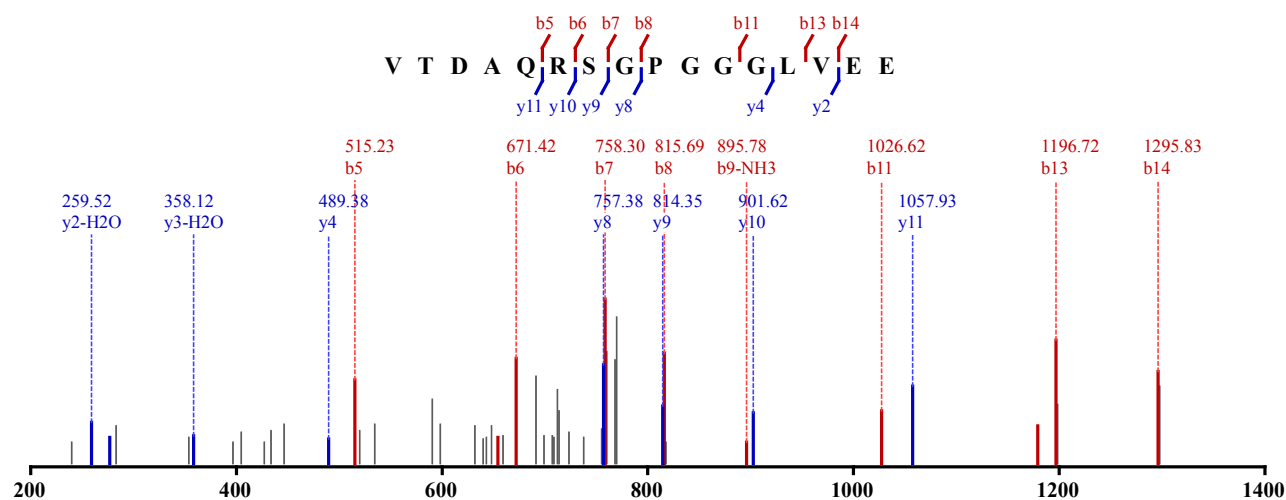


Not Modified

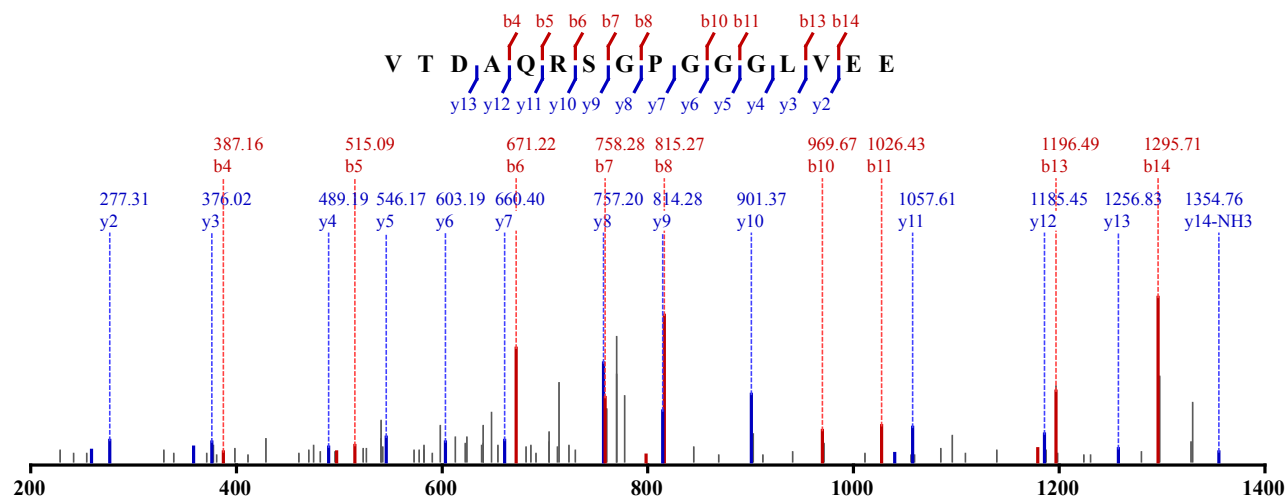
Identified in MSS482 with qvalue 0.00
 Charge: 2, Exp. m/z: 786.388, Calc. m/z: 786.387
 Data File: HeLa_GluC_pH8_CID_3xload_3, Scans: 11758 - 11758

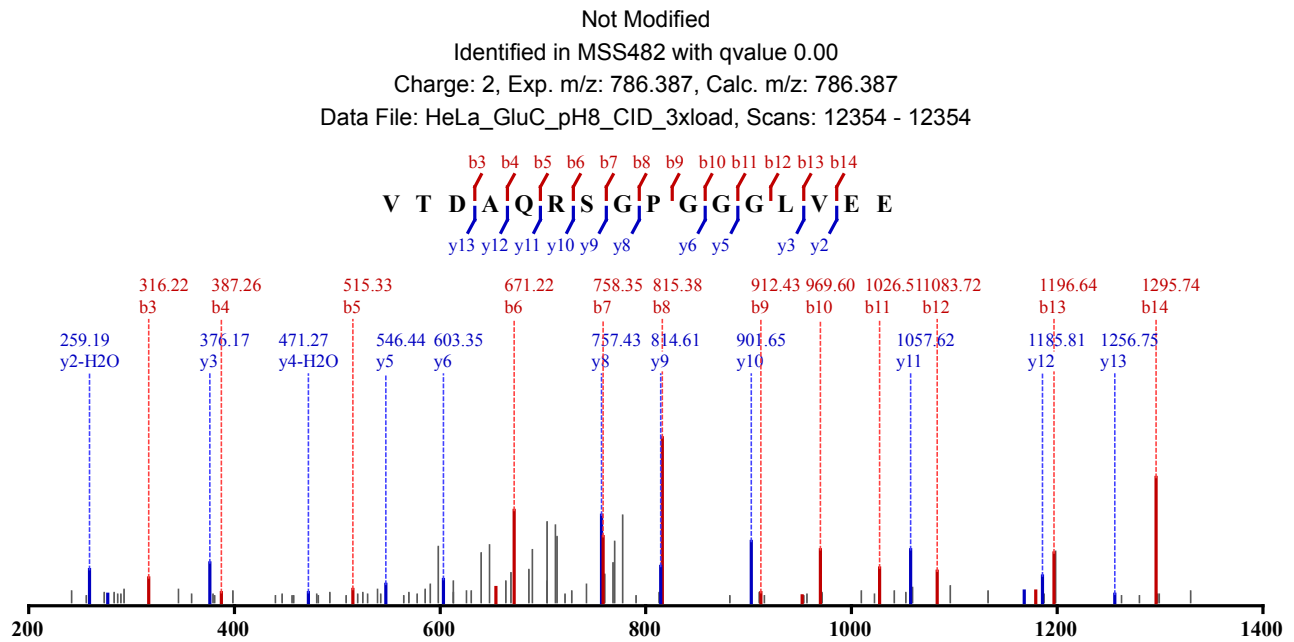
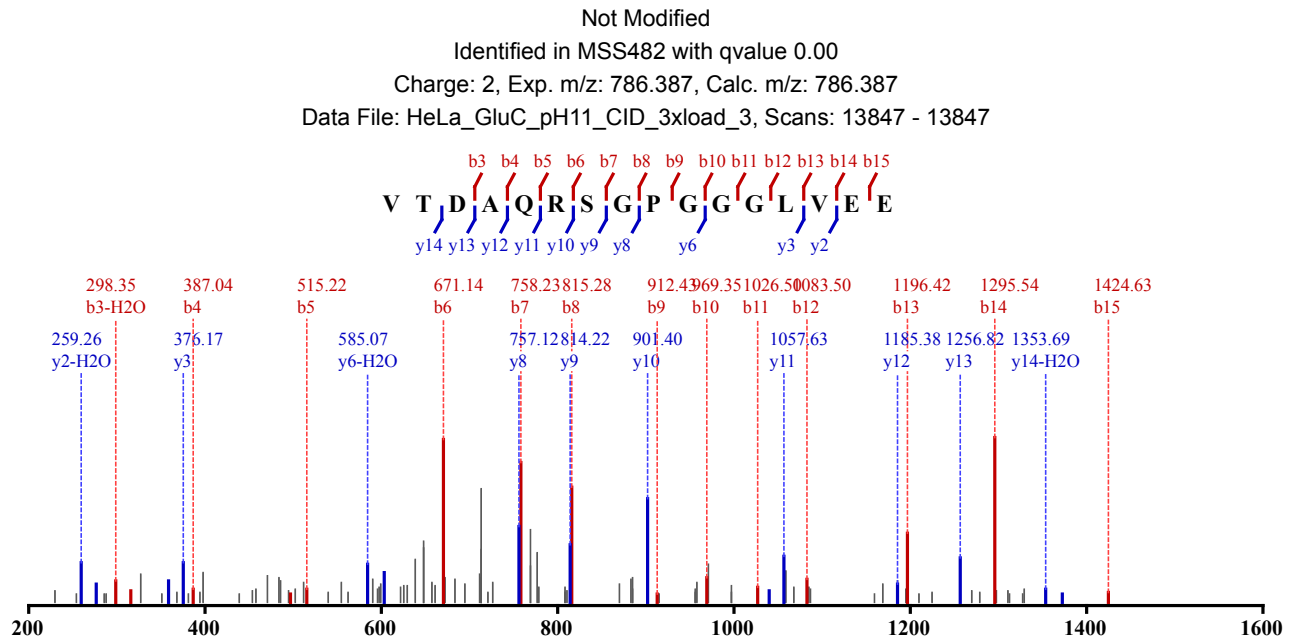


Not Modified
 Identified in MSS482 with qvalue 0.00
 Charge: 2, Exp. m/z: 786.387, Calc. m/z: 786.387
 Data File: HeLa_GluC_pH8_CID_3xload, Scans: 12423 - 12423

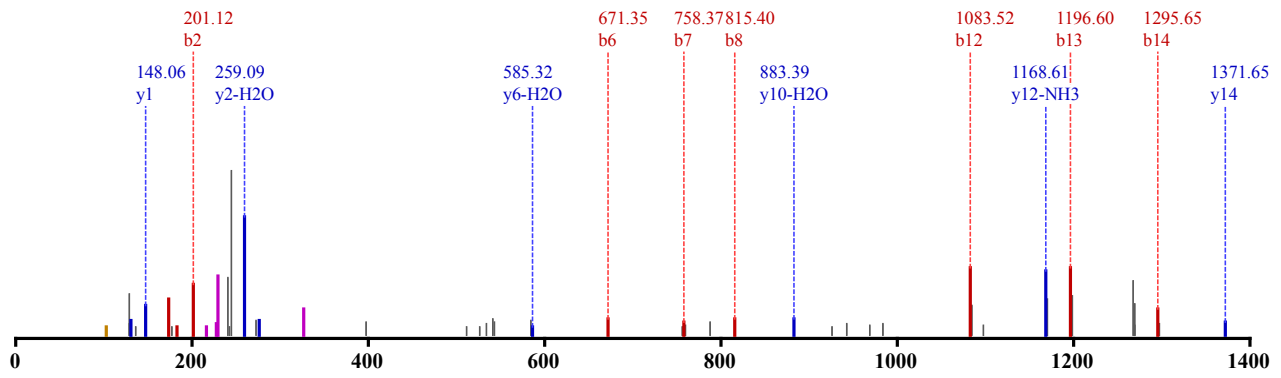
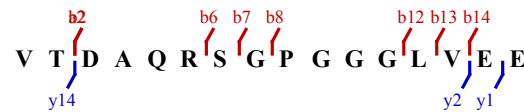


Not Modified
 Identified in MSS482 with qvalue 0.00
 Charge: 2, Exp. m/z: 786.387, Calc. m/z: 786.387
 Data File: HeLa_GluC_pH11_CID_3xload_2, Scans: 13997 - 13997





Not Modified
 Identified in MSS486 with qvalue 0.00
 Charge: 2, Exp. m/z: 786.386, Calc. m/z: 786.387
 Data File: HeLa_GluC_pH11_HCD_3, Scans: 19241 - 19241

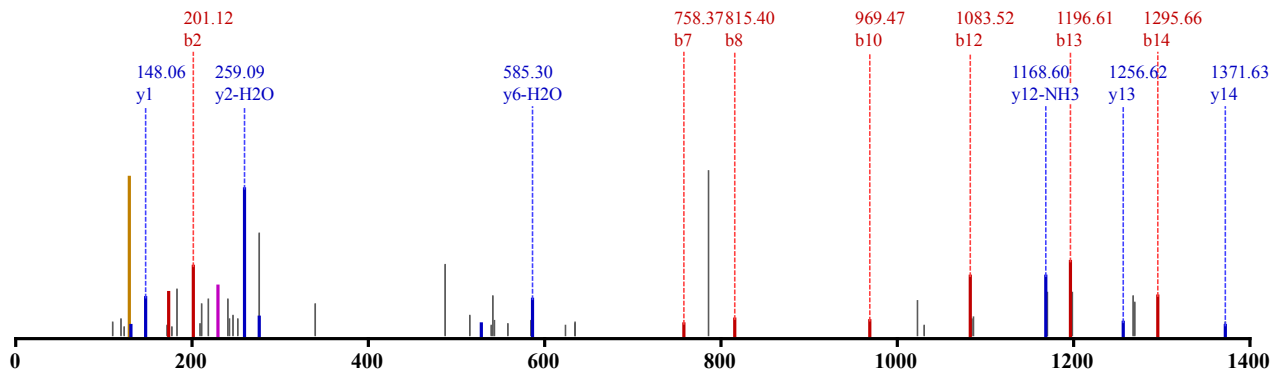


Not Modified

Identified in MSS486 with qvalue 0.00

Charge: 2, Exp. m/z: 786.384, Calc. m/z: 786.387

Data File: HeLa_GluC_pH8_HCD_1, Scans: 18015 - 18015

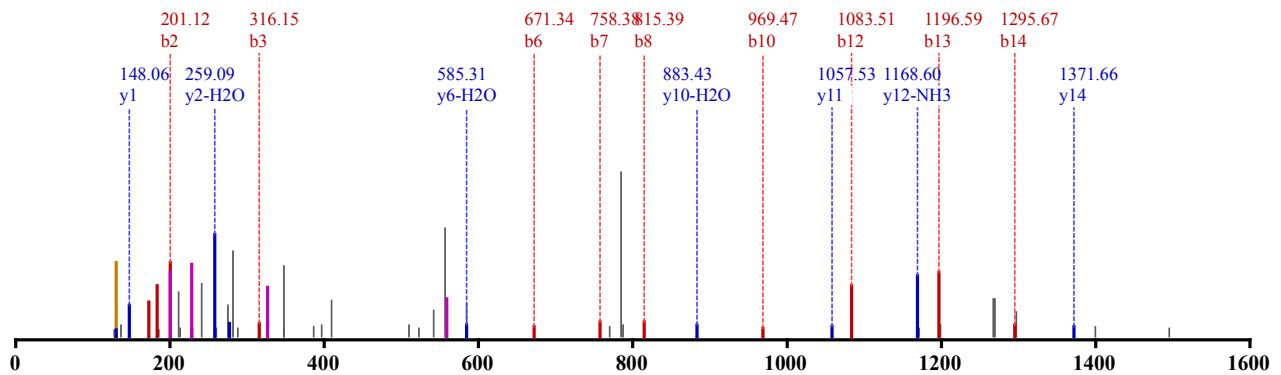
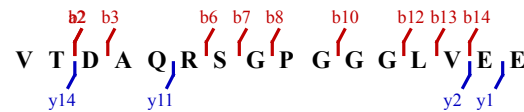


Not Modified

Identified in MSS486 with qvalue 0.00

Charge: 2, Exp. m/z: 786.386, Calc. m/z: 786.387

Data File: HeLa_GluC_pH8_HCD_2, Scans: 17934 - 17934

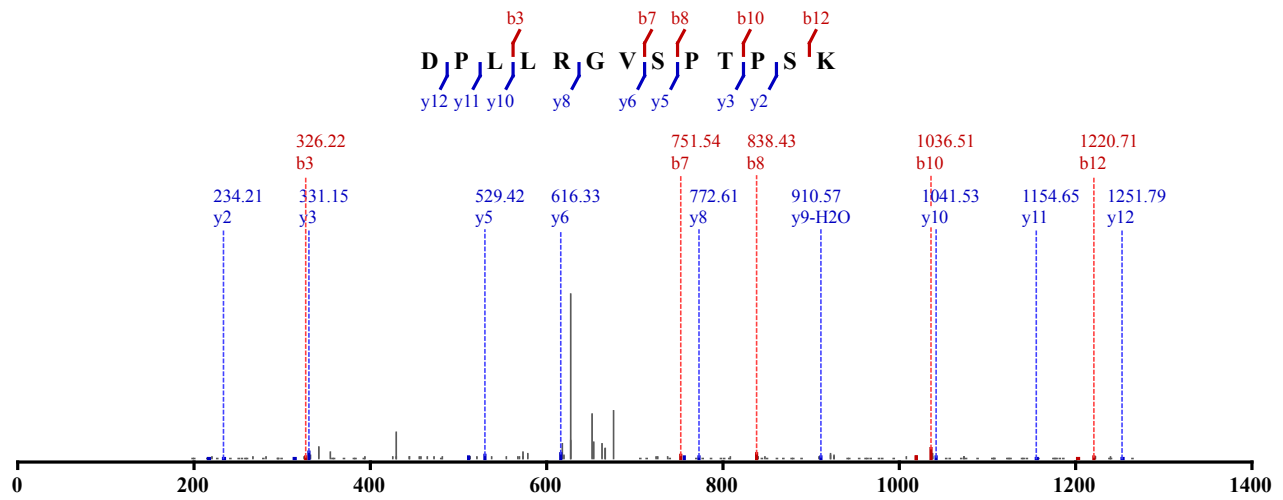


Not Modified

Identified in MSS481 with qvalue 0.00

Charge: 2, Exp. m/z: 684.390, Calc. m/z: 683.887

Data File: HeLa_LysC_pH11_CID_3xload_3, Scans: 36087 - 36087

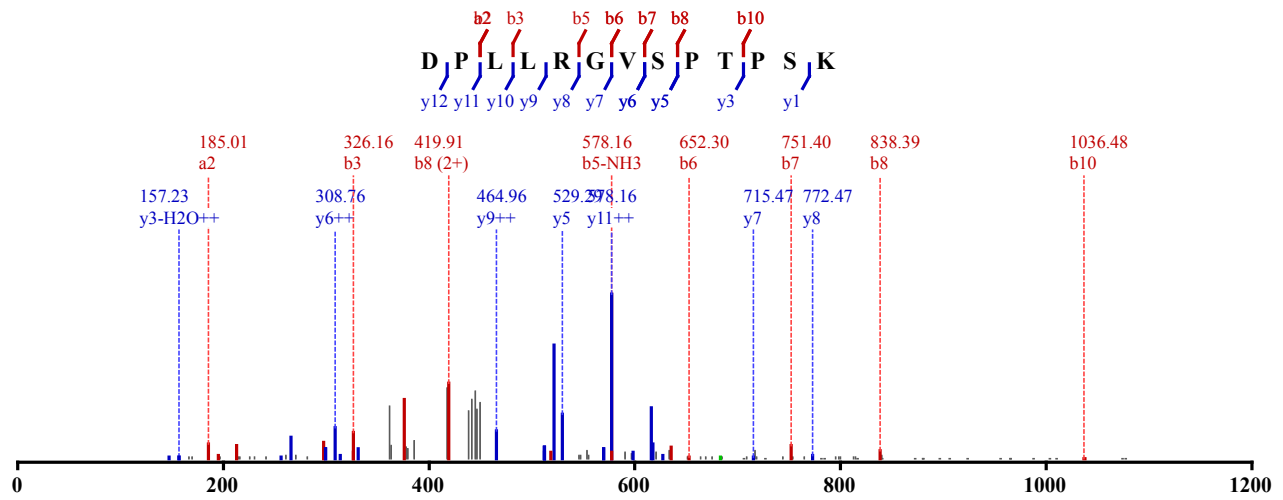


Not Modified

Identified in MSS481 with qvalue 0.00

Charge: 3, Exp. m/z: 456.262, Calc. m/z: 456.261

Data File: HeLa_LysC_pH11_CID_3xload_3, Scans: 36060 - 36060

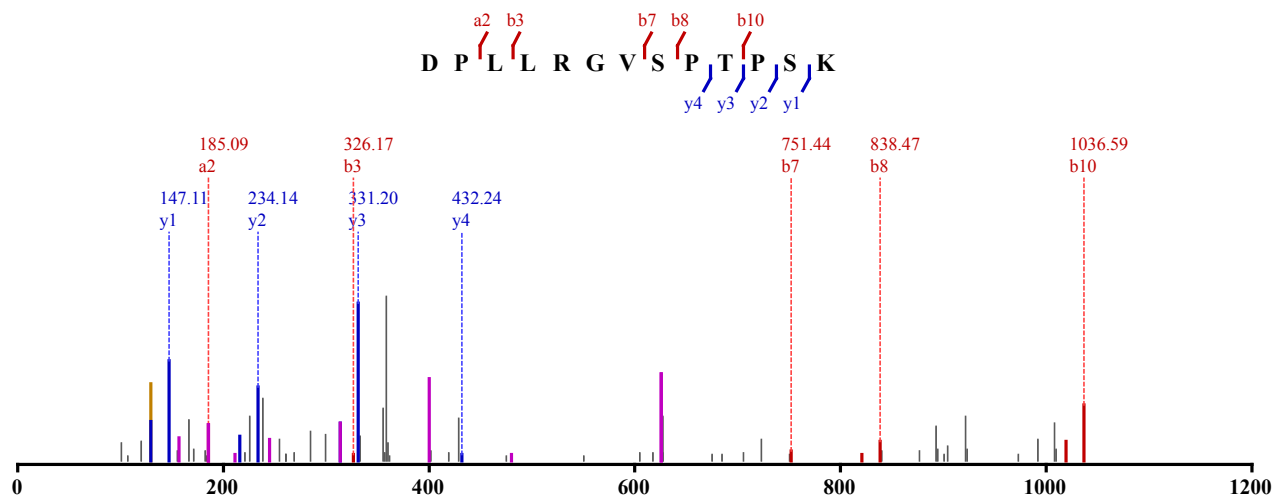


Not Modified

Identified in MSS485 with qvalue 0.00

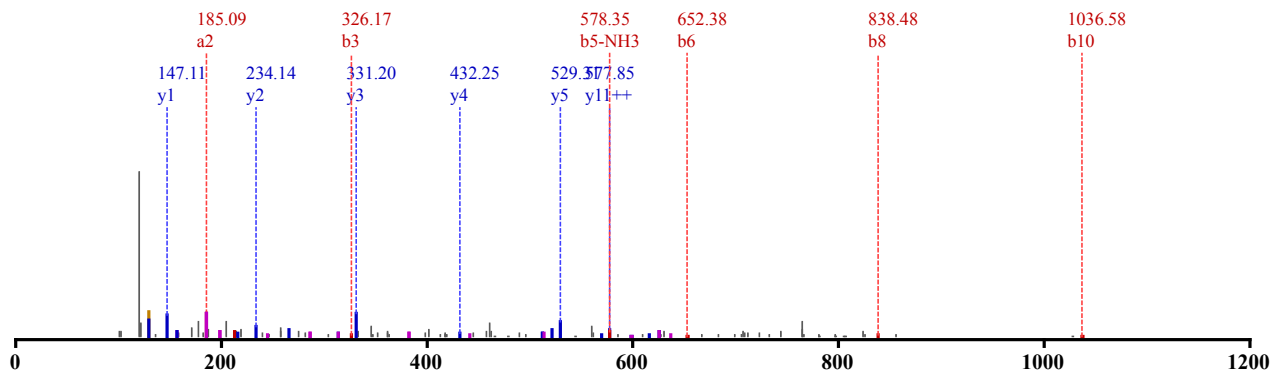
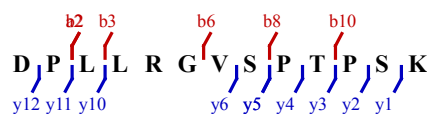
Charge: 2, Exp. m/z: 683.887, Calc. m/z: 683.887

Data File: HeLa_LysC_pH11_HCD_2, Scans: 33063 - 33063

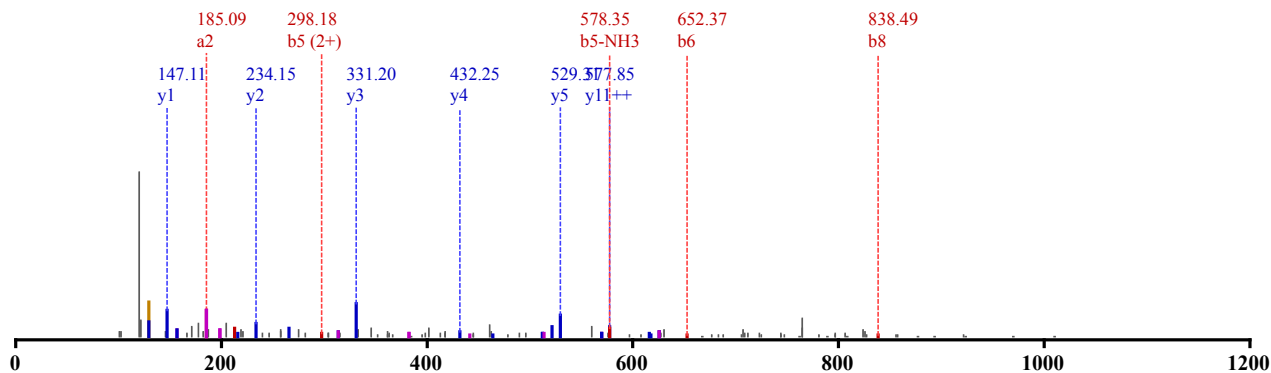
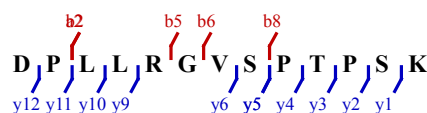


Not Modified

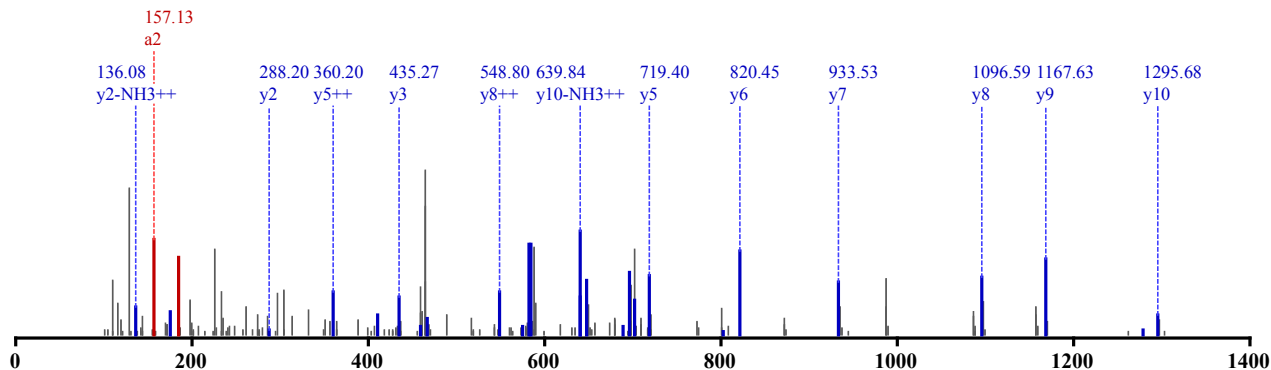
Identified in MSS485 with qvalue 0.00
 Charge: 3, Exp. m/z: 456.260, Calc. m/z: 456.261
 Data File: HeLa_LysC_pH11_HCD_2, Scans: 33012 - 33012



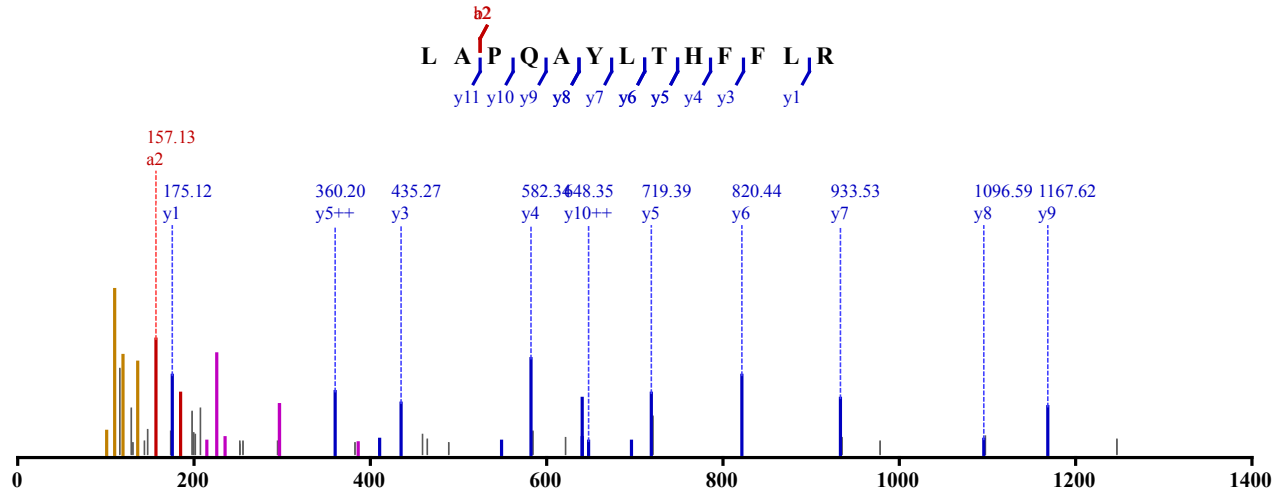
Not Modified
 Identified in MSS485 with qvalue 0.00
 Charge: 3, Exp. m/z: 456.261, Calc. m/z: 456.261
 Data File: HeLa_LysC_pH11_HCD_3, Scans: 32118 - 32118



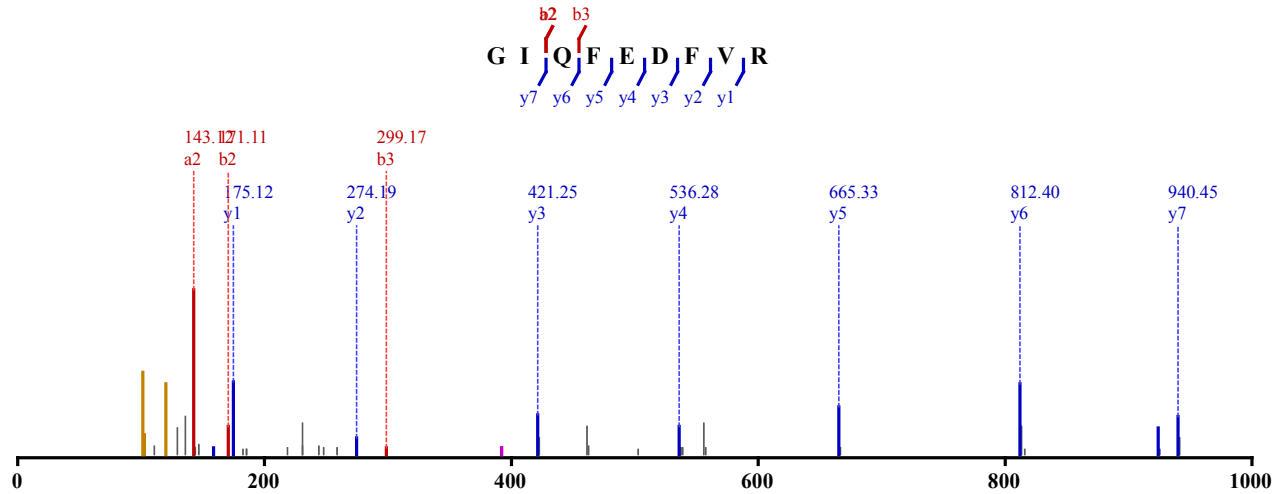
Not Modified
 Identified in MSS30 with qvalue 0.00
 Charge: 3, Exp. m/z: 526.292, Calc. m/z: 526.294
 Data File: 20100611_Velos1_TaGe_SA_Hela_4, Scans: 22268 - 22268



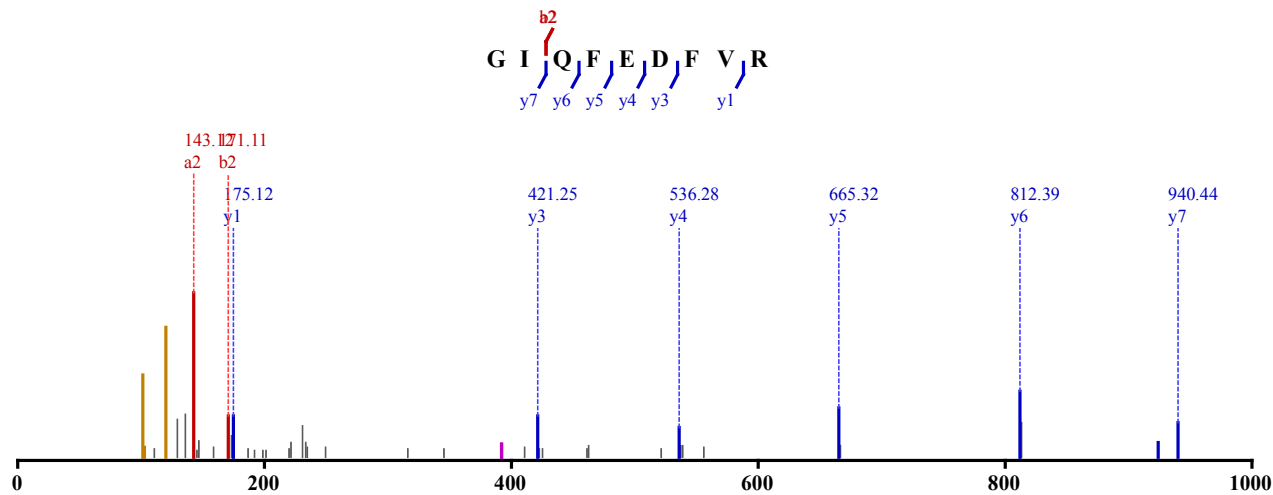
Not Modified
 Identified in MSS484 with qvalue 0.00
 Charge: 3, Exp. m/z: 526.293, Calc. m/z: 526.294
 Data File: HeLa_Try_pH3_HCD_1, Scans: 50287 - 50287



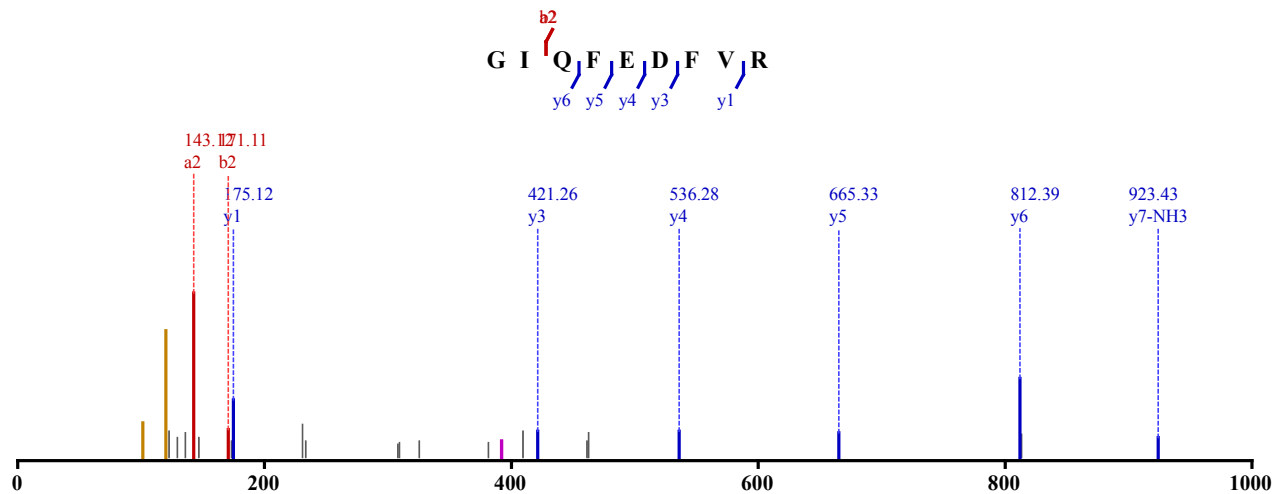
Not Modified
 Identified in MSS484 with qvalue 0.00
 Charge: 2, Exp. m/z: 555.784, Calc. m/z: 555.782
 Data File: HeLa_Try_pH4_HCD_1, Scans: 43685 - 43685



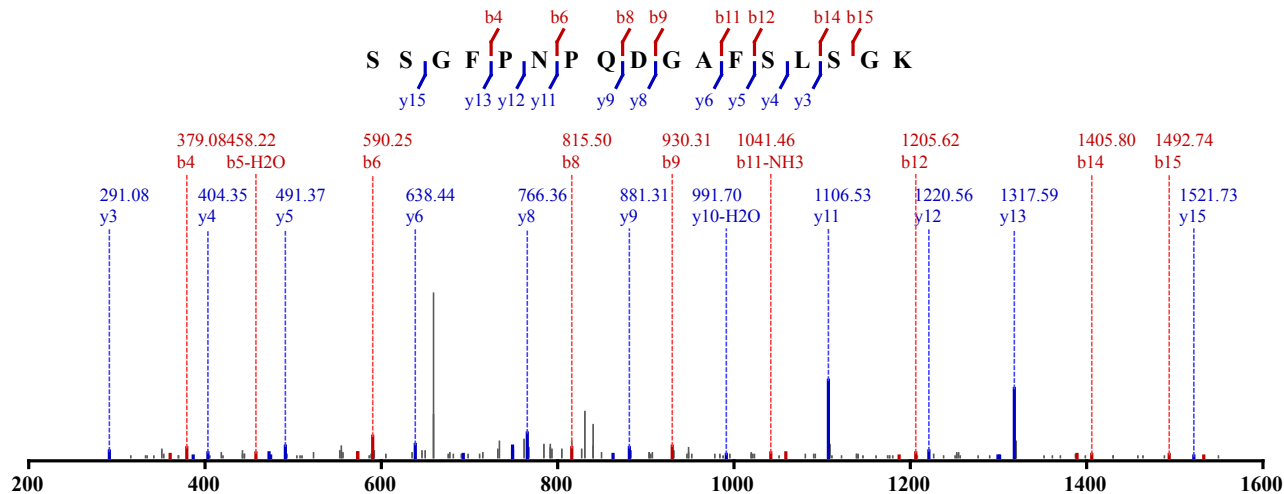
Not Modified
 Identified in MSS484 with qvalue 0.00
 Charge: 2, Exp. m/z: 555.783, Calc. m/z: 555.782
 Data File: HeLa_Try_pH4_HCD_2, Scans: 41196 - 41196



Not Modified
 Identified in MSS484 with qvalue 0.00
 Charge: 2, Exp. m/z: 555.783, Calc. m/z: 555.782
 Data File: HeLa_Try_pH4_HCD_3, Scans: 39598 - 39598

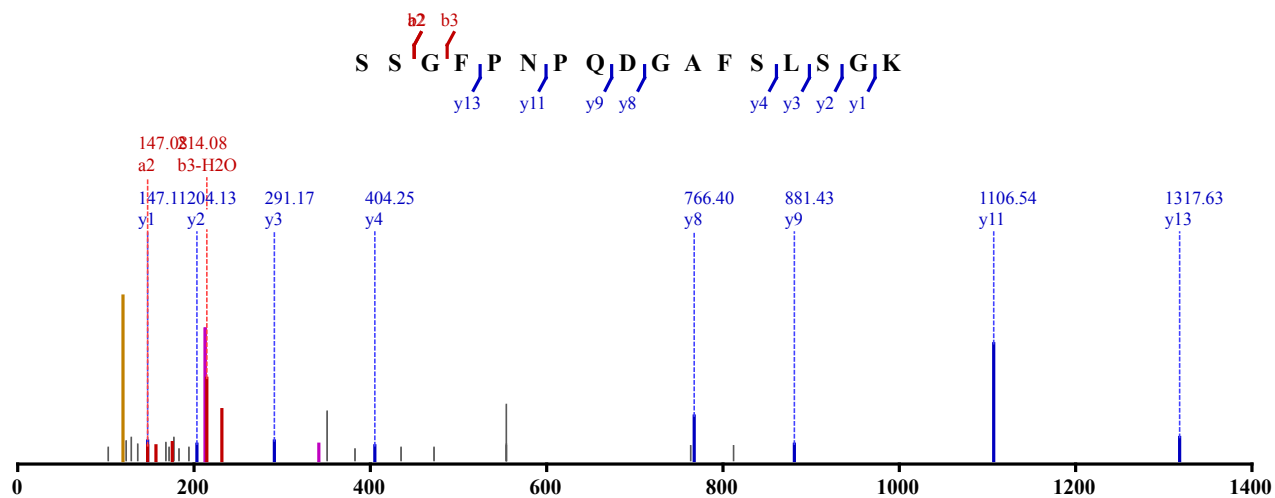


Not Modified
 Identified in MSS480 with qvalue 0.00
 Charge: 2, Exp. m/z: 848.403, Calc. m/z: 848.402
 Data File: HeLa_try_pH8_CID_3xload_3, Scans: 46512 - 46512



Not Modified
 Identified in MSS484 with qvalue 0.00
 Charge: 2, Exp. m/z: 848.401, Calc. m/z: 848.402

Data File: HeLa_Try_pH8_HCD_3, Scans: 44600 - 44600

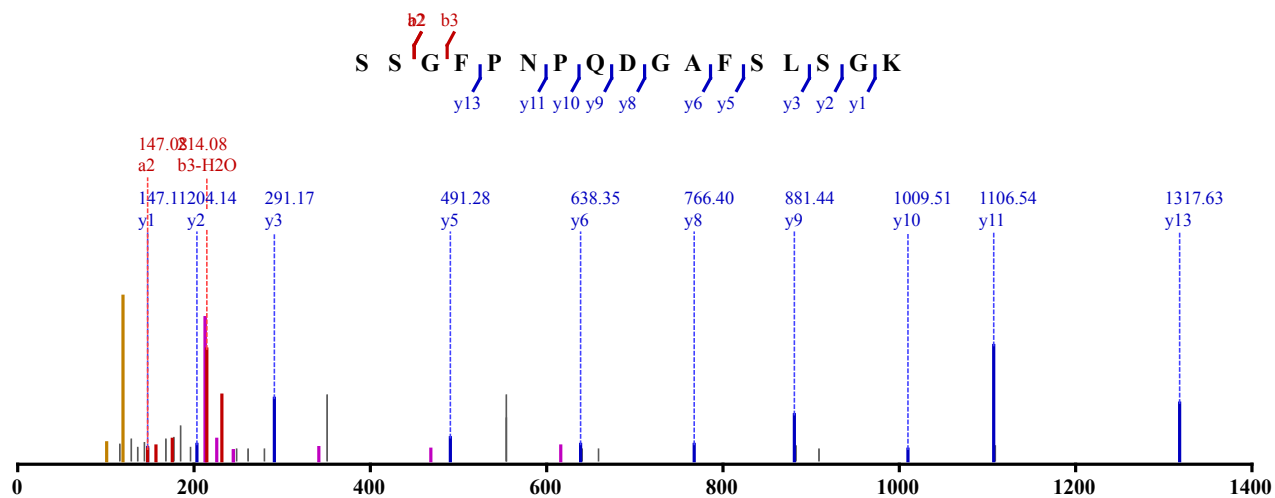


Not Modified

Identified in MSS484 with qvalue 0.00

Charge: 2, Exp. m/z: 848.400, Calc. m/z: 848.402

Data File: HeLa_Try_pH8_HCD_1, Scans: 47978 - 47978

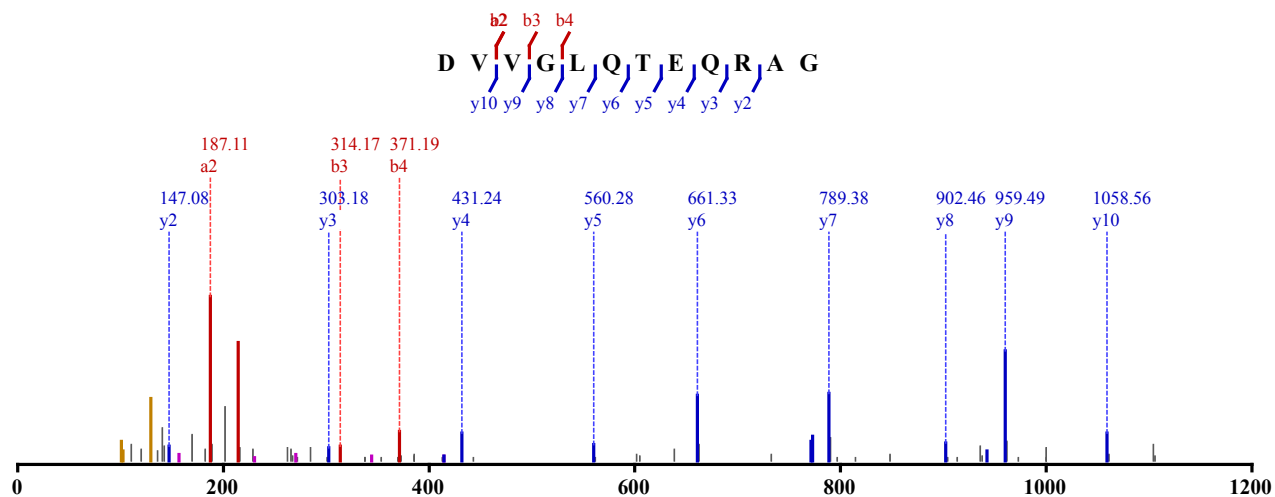


Not Modified

Identified in MSS479 with qvalue 0.00

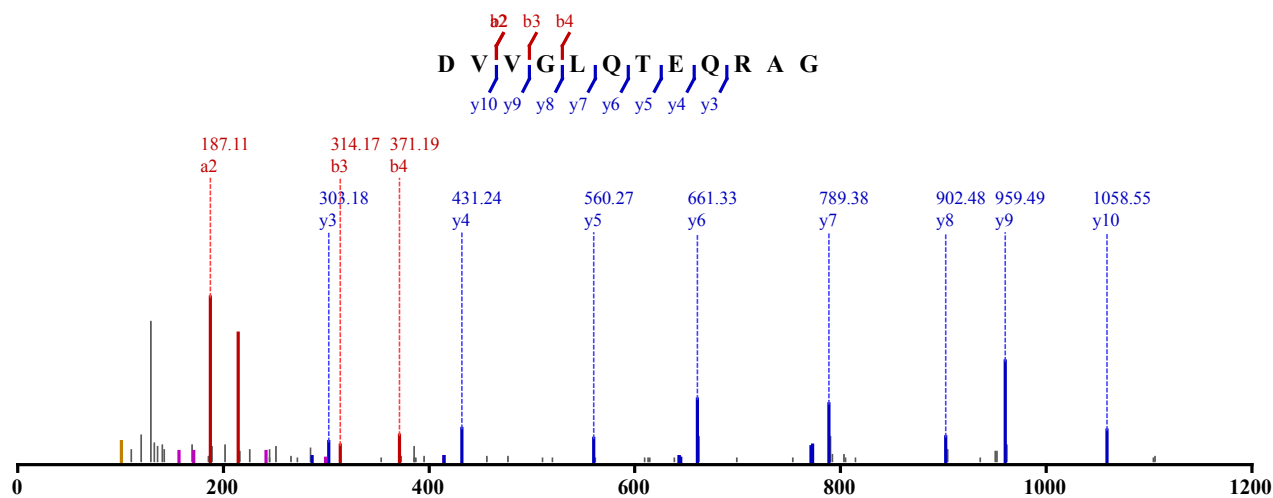
Charge: 2, Exp. m/z: 636.831, Calc. m/z: 636.832

Data File: HeLa_AspN_pH11_HCD_1, Scans: 24218 - 24218

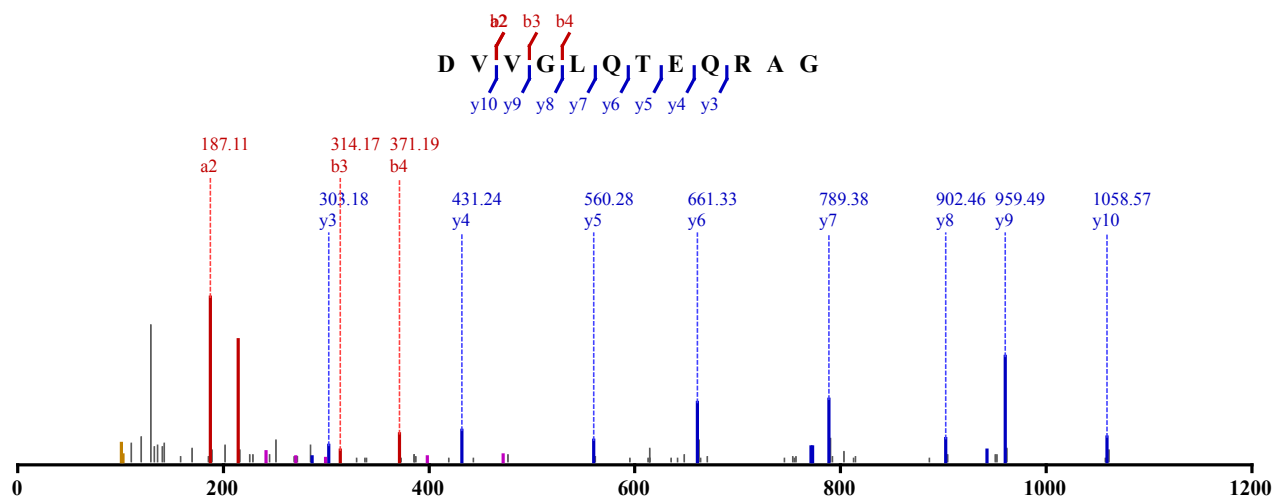


Not Modified

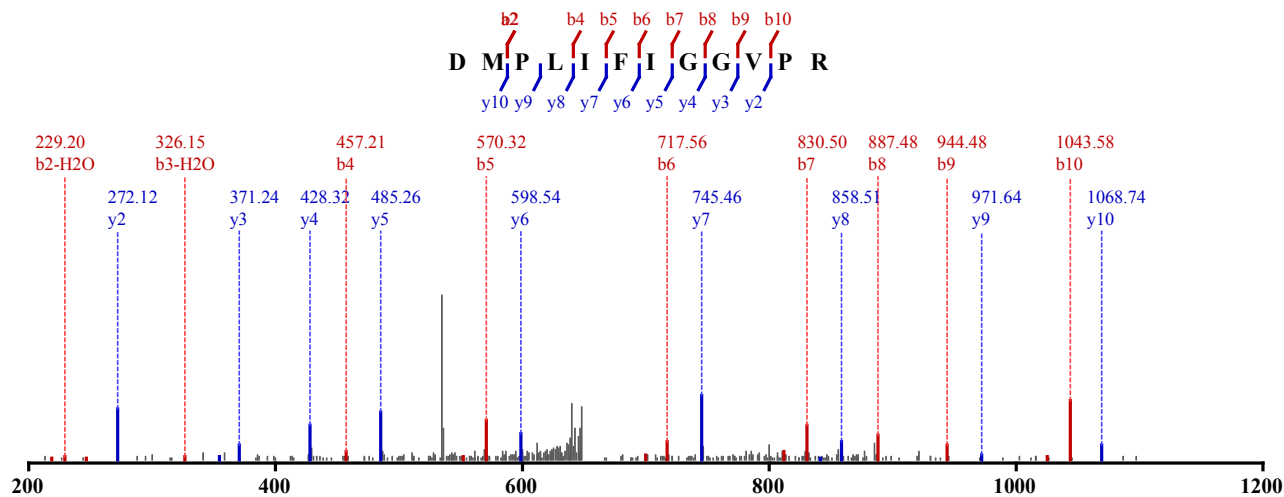
Identified in MSS479 with qvalue 0.00
 Charge: 2, Exp. m/z: 636.831, Calc. m/z: 636.832
 Data File: HeLa_AspN_pH11_HCD_2, Scans: 22834 - 22834



Not Modified
 Identified in MSS479 with qvalue 0.00
 Charge: 2, Exp. m/z: 636.830, Calc. m/z: 636.832
 Data File: HeLa_AspN_pH11_HCD_3, Scans: 22311 - 22311



Not Modified
 Identified in MSS88 with qvalue 0.00
 Charge: 2, Exp. m/z: 657.867, Calc. m/z: 657.862
 Data File: HeLa_elastase-try_CID_1, Scans: 47970 - 47970

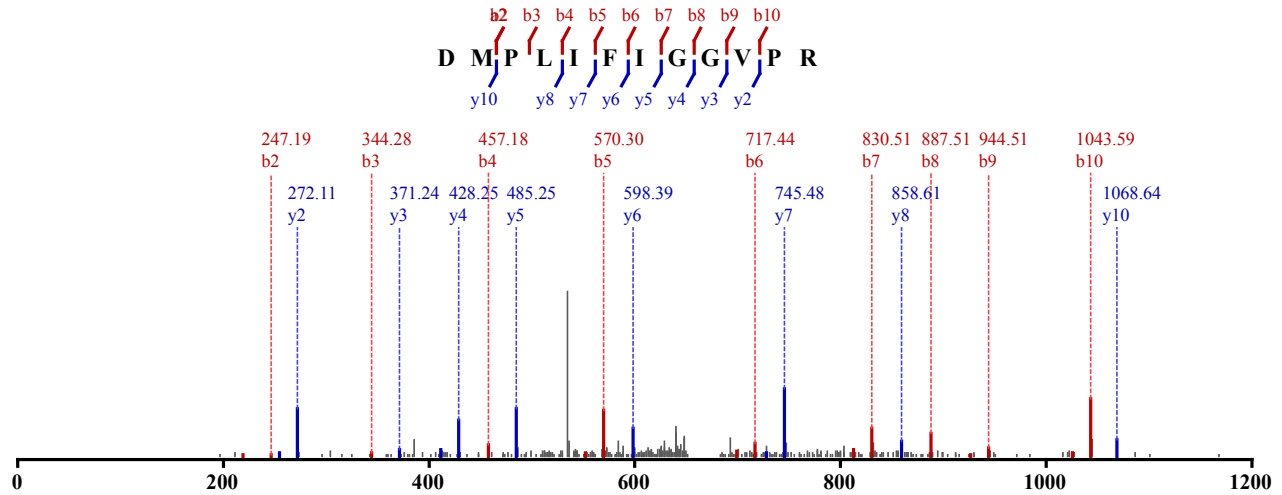


Not Modified

Identified in MSS100 with qvalue 0.00

Charge: 2, Exp. m/z: 657.866, Calc. m/z: 657.862

Data File: HeLa_GluC-Try_CID_1, Scans: 47491 - 47491

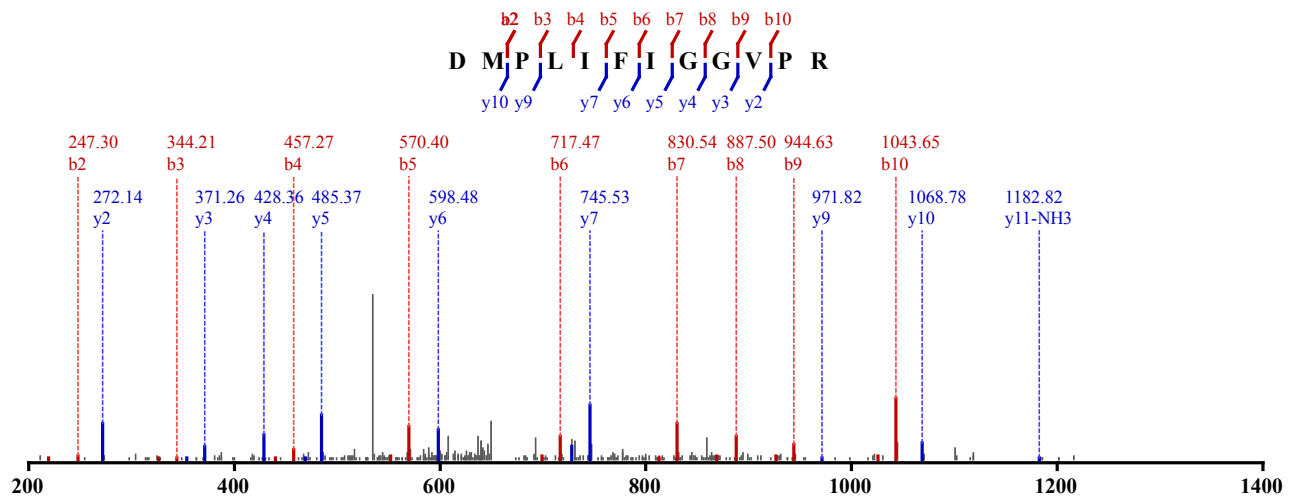


Not Modified

Identified in MSS110 with qvalue 0.00

Charge: 2, Exp. m/z: 657.865, Calc. m/z: 657.862

Data File: HeLa_LysC-try_CID_1, Scans: 47520 - 47520

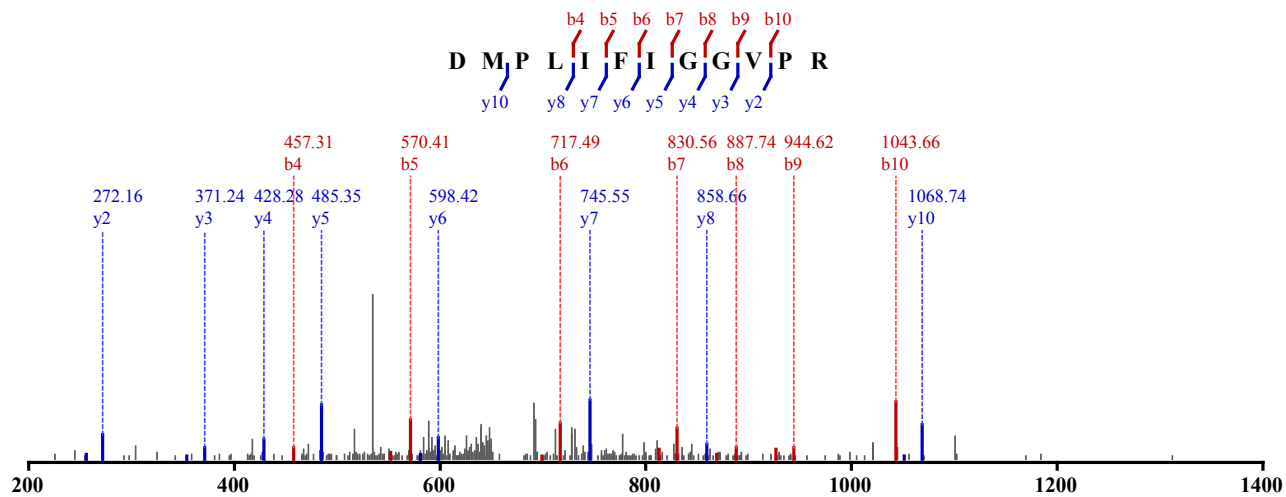


Not Modified

Identified in MSS113 with qvalue 0.00

Charge: 2, Exp. m/z: 657.862, Calc. m/z: 657.862

Data File: HeLa_try_CID_1, Scans: 47333 - 47333

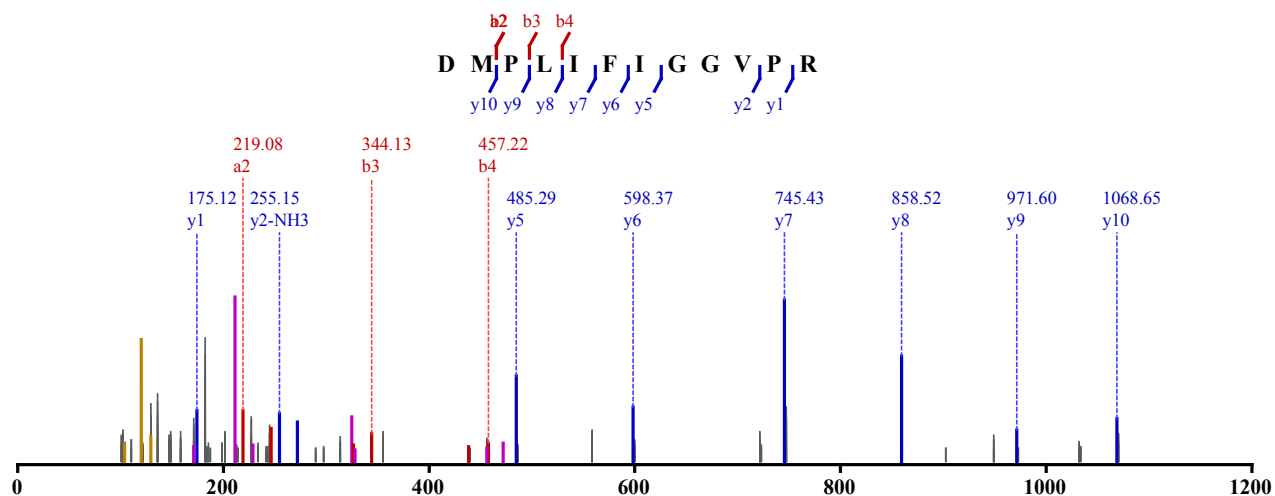


Not Modified

Identified in MSS134 with qvalue 0.00

Charge: 2, Exp. m/z: 657.866, Calc. m/z: 657.867

Data File: HeLa_GluC-try_HCD_2, Scans: 51465 - 51465

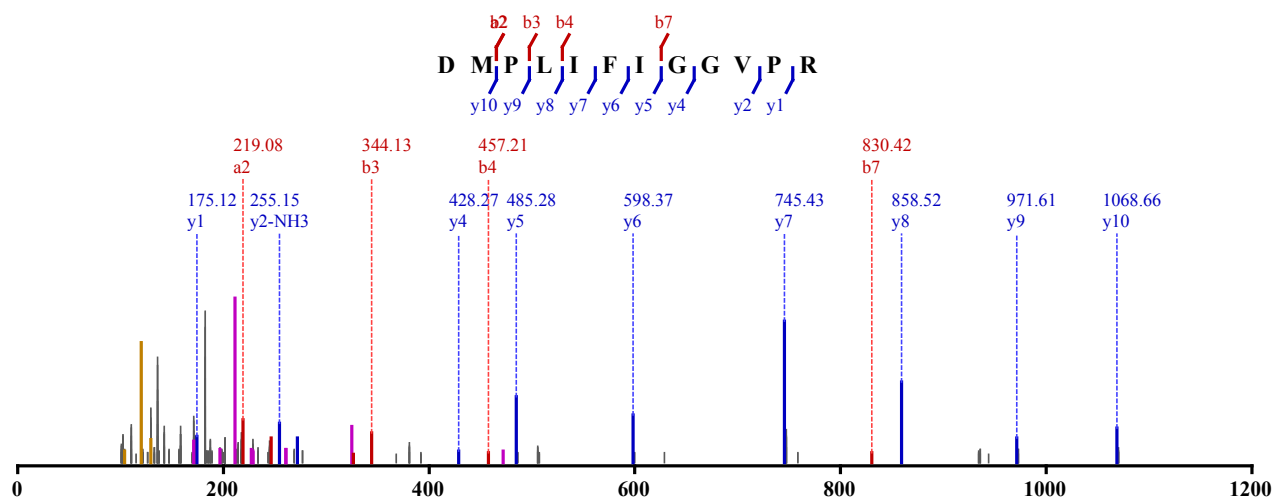


Not Modified

Identified in MSS138 with qvalue 0.00

Charge: 2, Exp. m/z: 657.866, Calc. m/z: 657.862

Data File: HeLa_elastase-try_HCD_1, Scans: 49516 - 49516

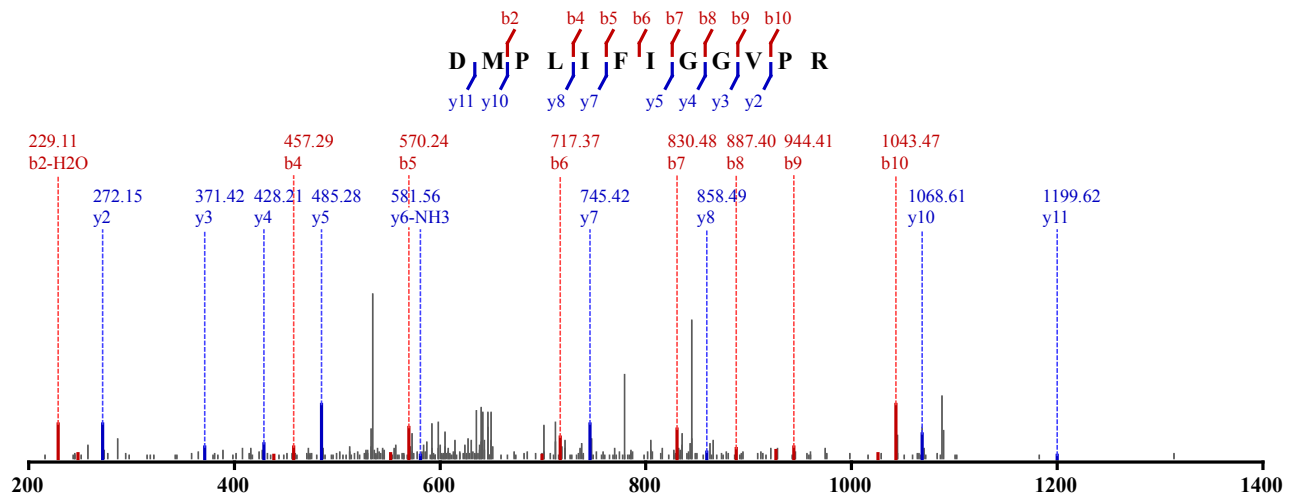


Not Modified

Identified in MSS251 with qvalue 0.00

Charge: 2, Exp. m/z: 657.863, Calc. m/z: 657.862

Data File: HeLa_elastase-try_CID-ETD_2, Scans: 33024 - 33024

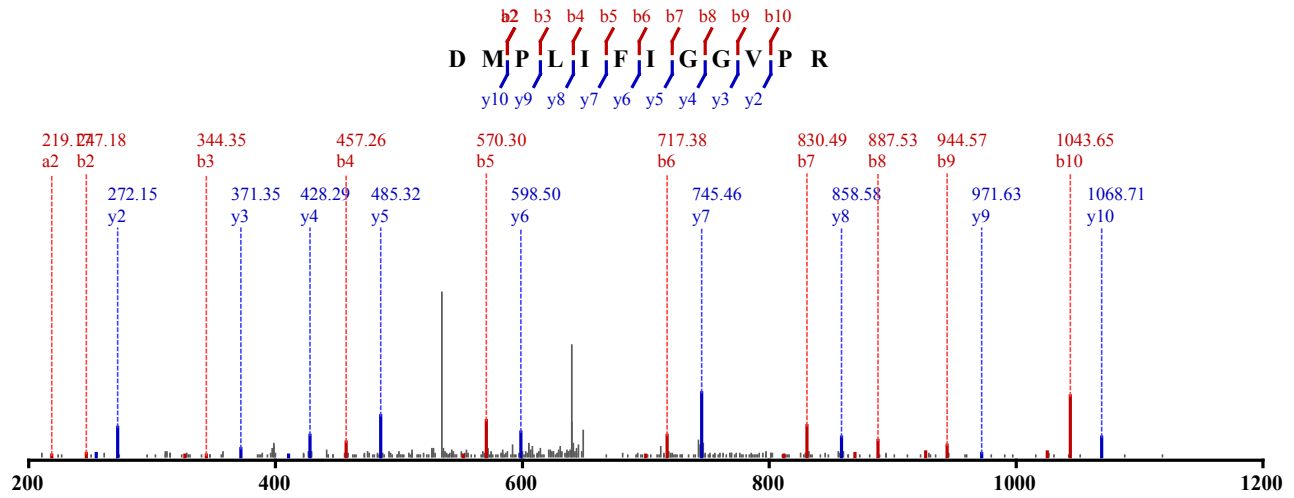


Not Modified

Identified in MSS434 with qvalue 0.00

Charge: 2, Exp. m/z: 657.866, Calc. m/z: 657.862

Data File: HeLa_LysC-try_CID-ETD_1, Scans: 32958 - 32958

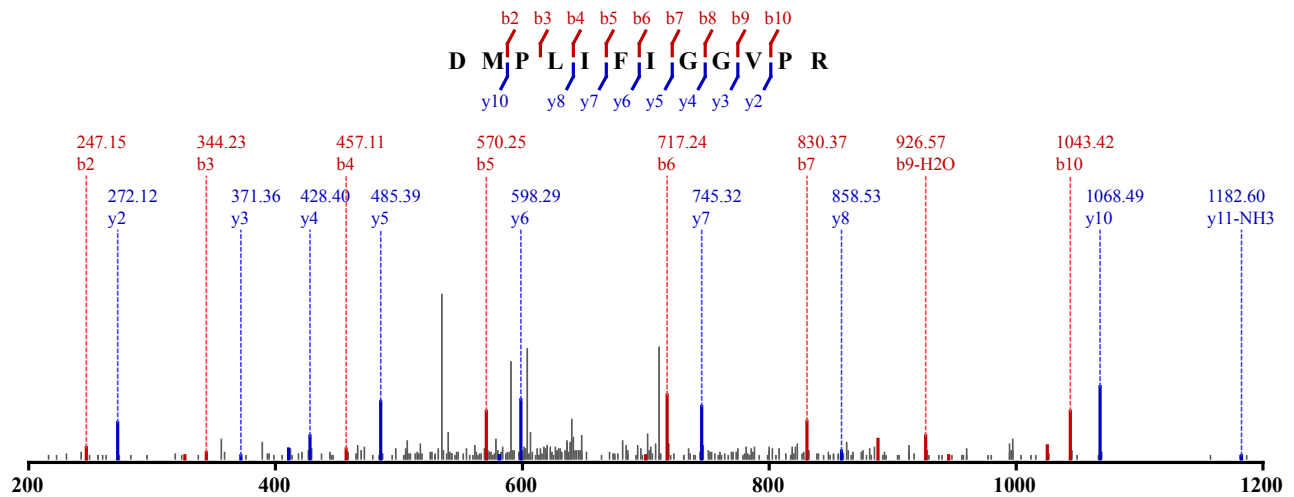


Not Modified

Identified in MSS434 with qvalue 0.00

Charge: 2, Exp. m/z: 657.862, Calc. m/z: 657.862

Data File: HeLa_LysC-try_CID-ETD_2, Scans: 30113 - 30113

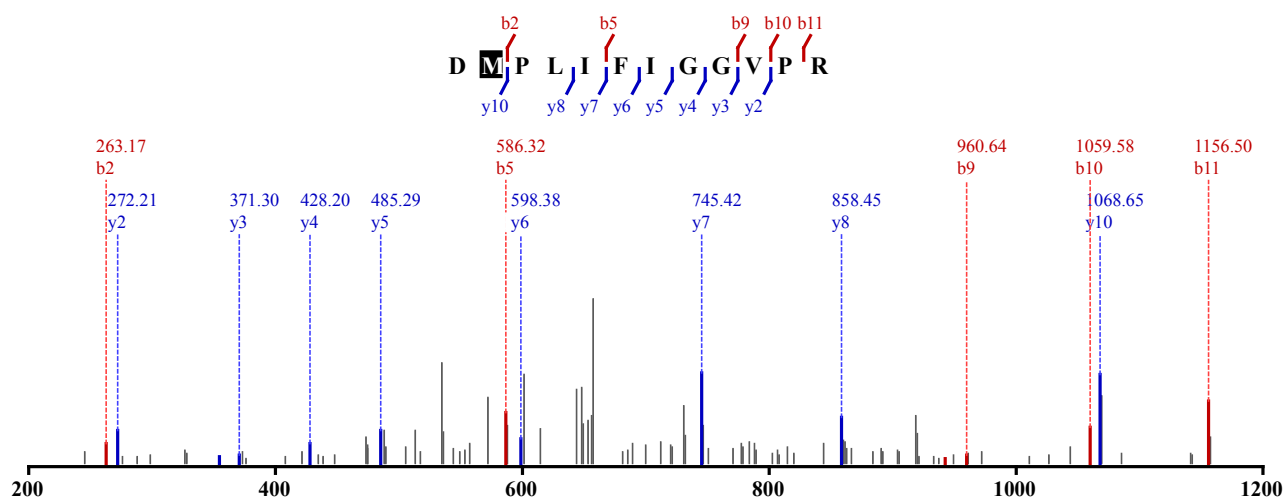


1 x Oxidation (M)

Identified in MSS480 with qvalue 0.00

Charge: 2, Exp. m/z: 665.863, Calc. m/z: 665.862

Data File: HeLa_try_pH11_CID_3xload_2, Scans: 58176 - 58176

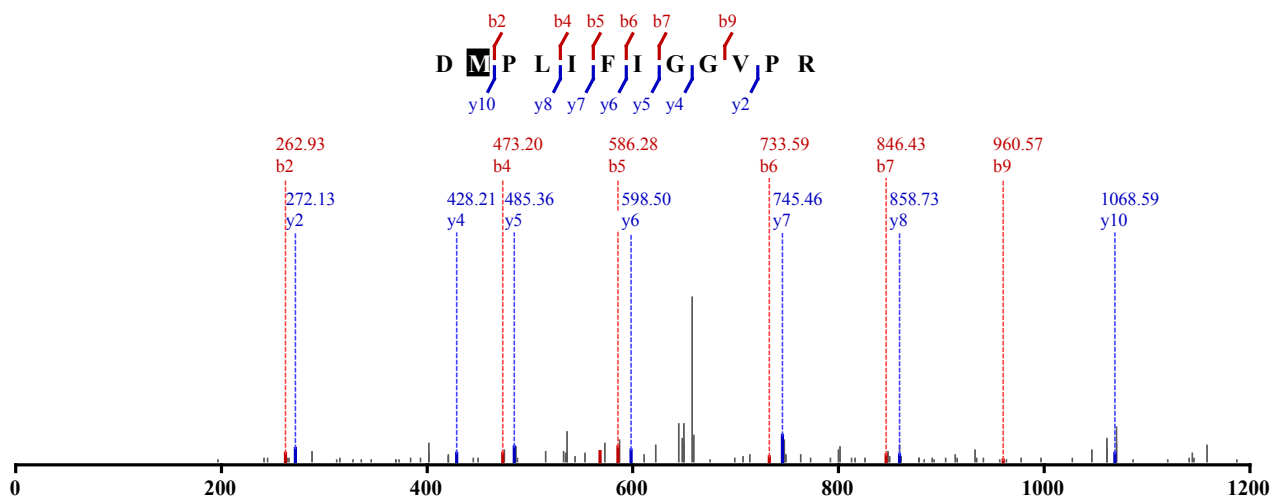


1 x Oxidation (M)

Identified in MSS480 with qvalue 0.00

Charge: 2, Exp. m/z: 666.865, Calc. m/z: 665.862

Data File: HeLa_try_pH11_CID_3xload_3, Scans: 64214 - 64214

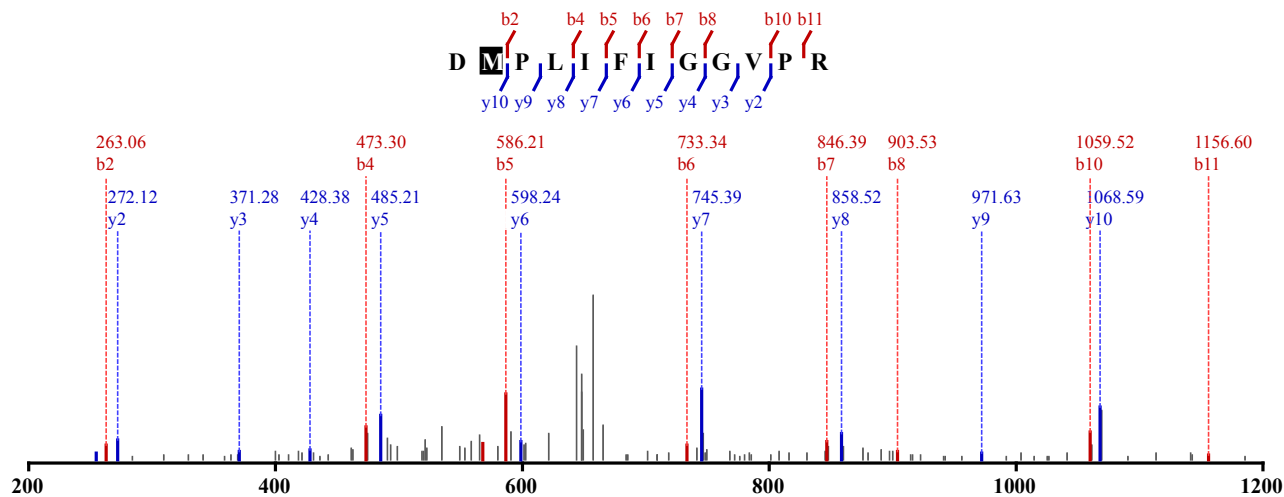


1 x Oxidation (M)

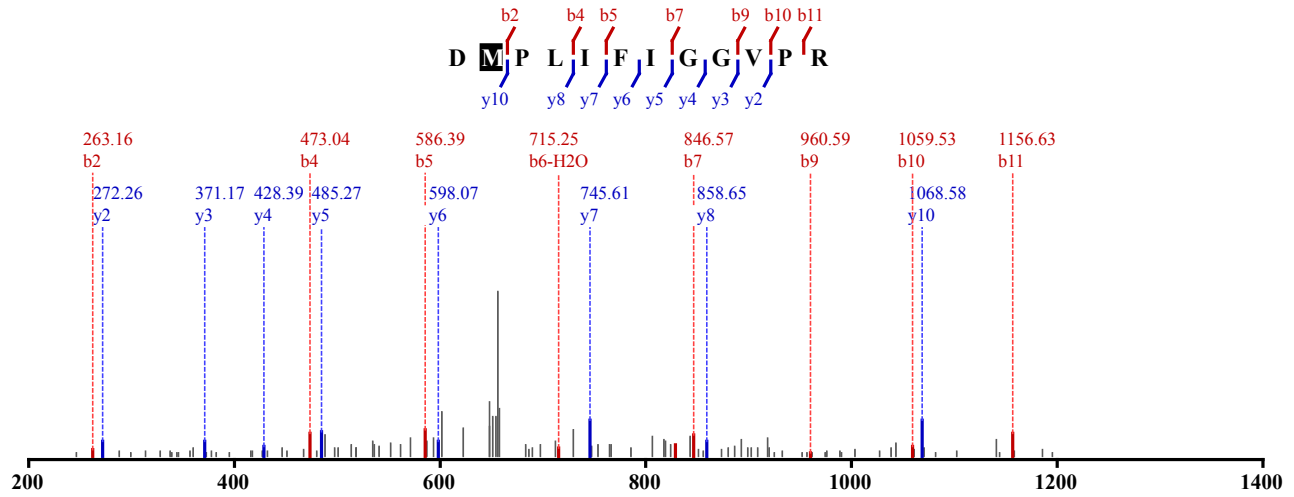
Identified in MSS480 with qvalue 0.00

Charge: 2, Exp. m/z: 665.863, Calc. m/z: 665.862

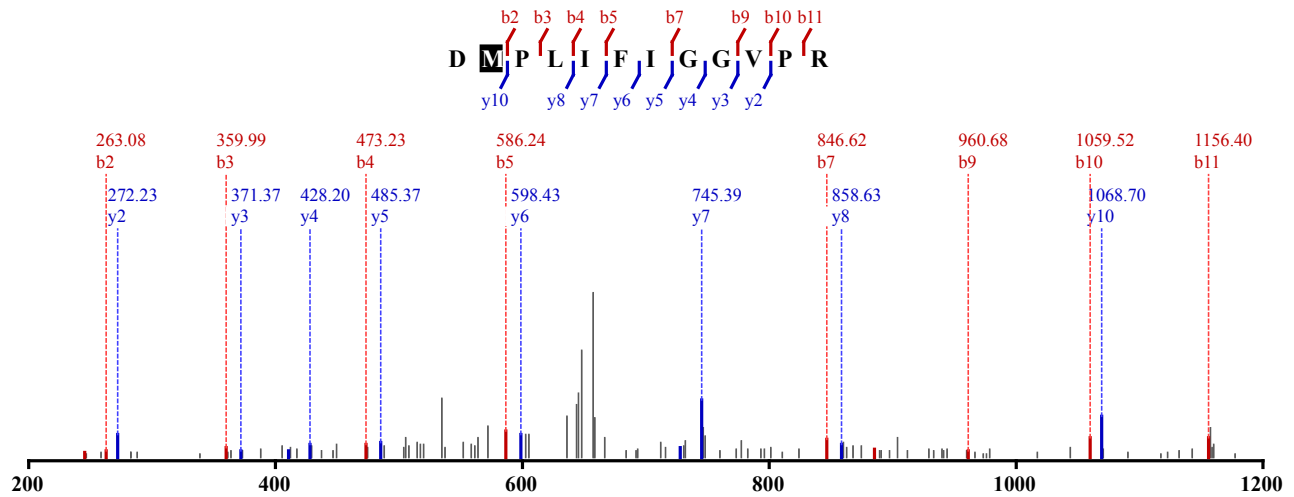
Data File: HeLa_try_pH11_CID_3xload_3, Scans: 64255 - 64255



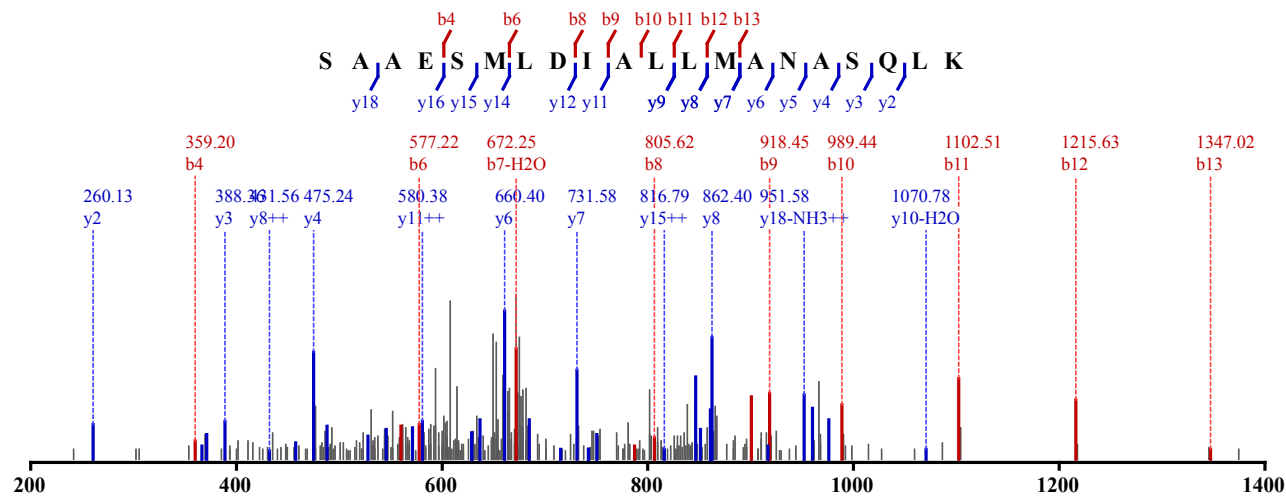
1 x Oxidation (M)
 Identified in MSS480 with qvalue 0.00
 Charge: 2, Exp. m/z: 665.839, Calc. m/z: 665.862
 Data File: HeLa_try_pH11_CID_3xload_2, Scans: 58391 - 58391



1 x Oxidation (M)
 Identified in MSS480 with qvalue 0.00
 Charge: 2, Exp. m/z: 665.841, Calc. m/z: 665.862
 Data File: HeLa_try_pH11_CID_3xload, Scans: 52828 - 52828



Not Modified
 Identified in MSS105 with qvalue 0.00
 Charge: 3, Exp. m/z: 693.362, Calc. m/z: 693.027
 Data File: HeLa_LysC_CID_1, Scans: 52637 - 52637

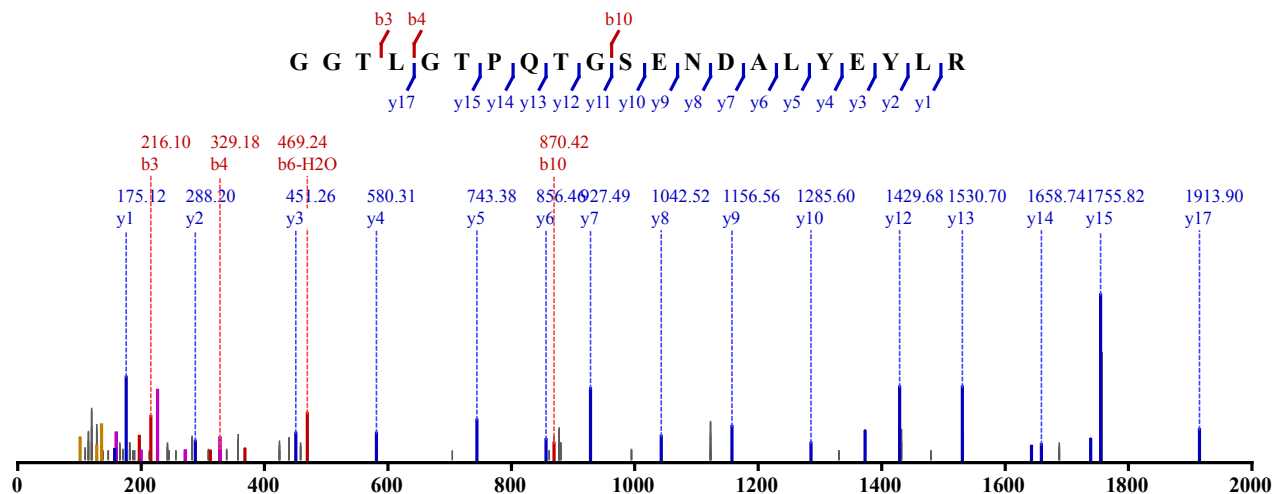


Not Modified

Identified in MSS122 with qvalue 0.00

Charge: 2, Exp. m/z: 1121.530, Calc. m/z: 1121.532

Data File: HeLa_try_HCD_2, Scans: 40026 - 40026

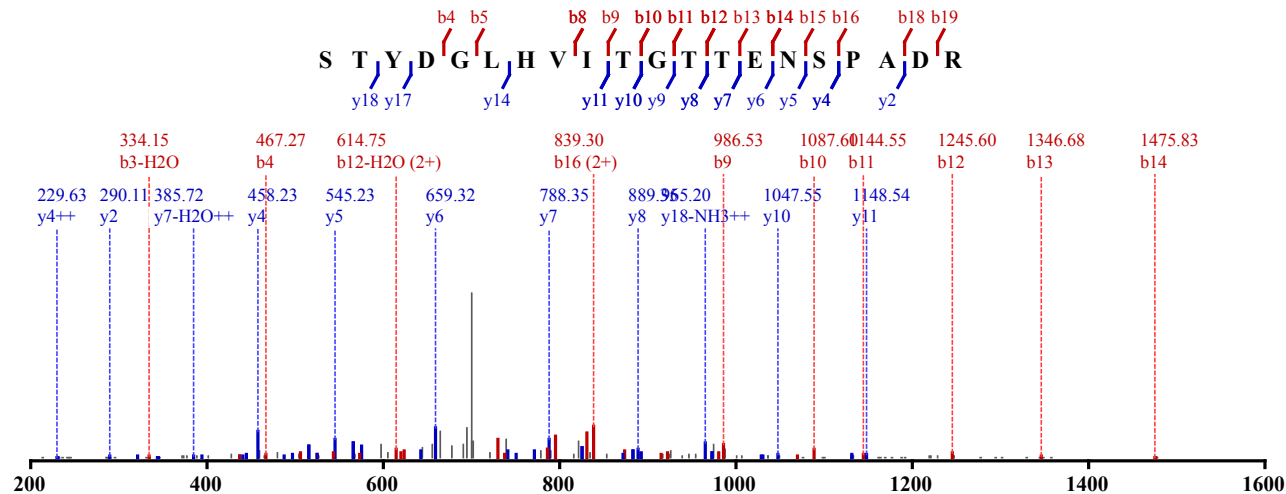


Not Modified

Identified in MSS480 with qvalue 0.00

Charge: 3, Exp. m/z: 712.006, Calc. m/z: 712.007

Data File: HeLa_try_pH5_CID_3xload_3, Scans: 24474 - 24474

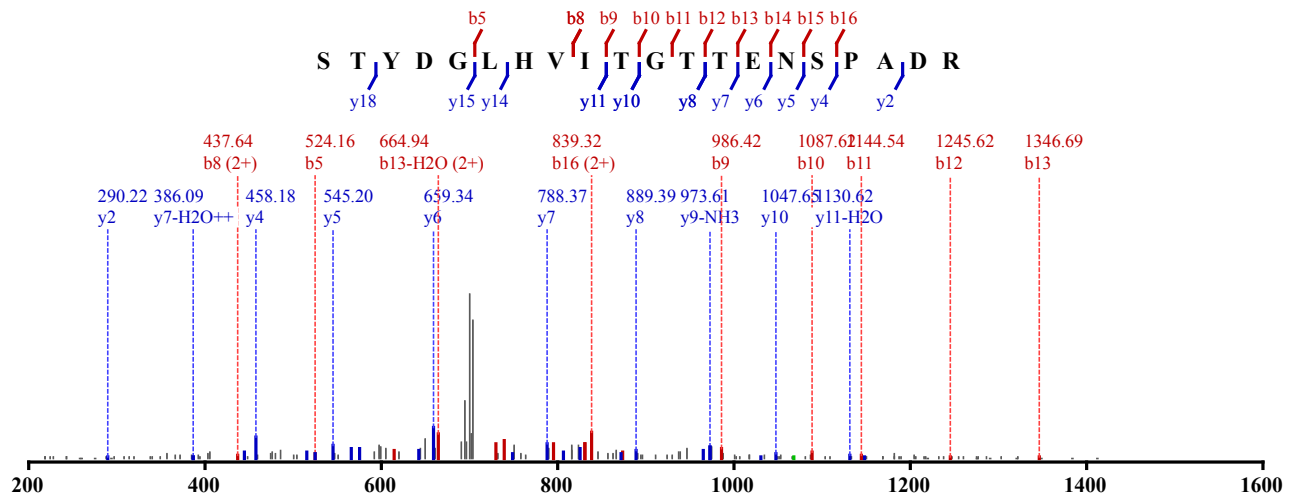


Not Modified

Identified in MSS480 with qvalue 0.00

Charge: 3, Exp. m/z: 712.008, Calc. m/z: 712.007

Data File: HeLa_try_pH5_CID_3xload, Scans: 21538 - 21538

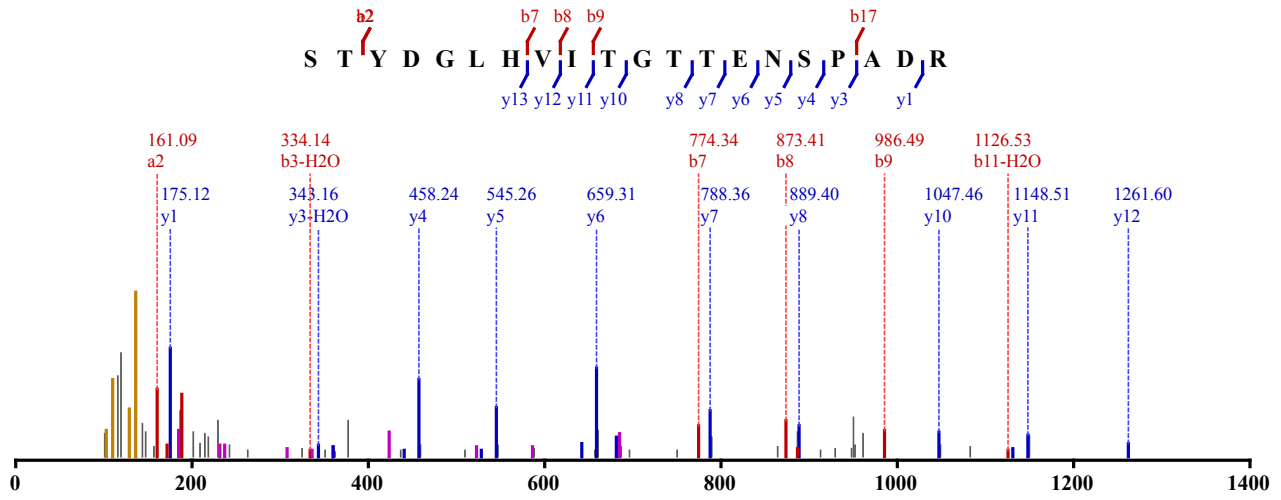


Not Modified

Identified in MSS484 with qvalue 0.00

Charge: 3, Exp. m/z: 712.006, Calc. m/z: 712.007

Data File: HeLa_Try_pH5_HCD_1, Scans: 36045 - 36045

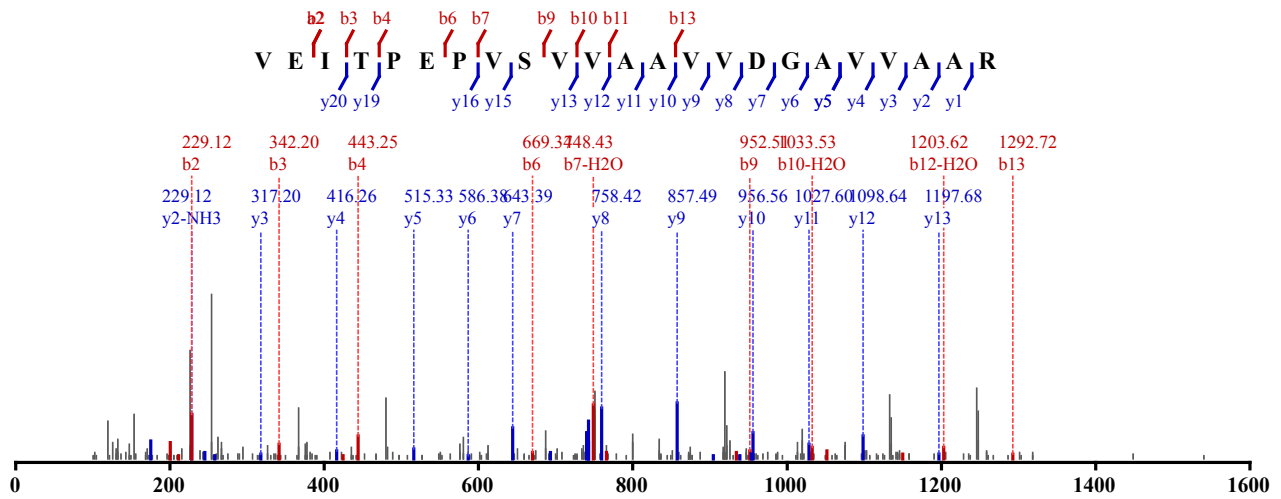


Not Modified

Identified in MSS30 with qvalue 0.00

Charge: 3, Exp. m/z: 750.092, Calc. m/z: 750.091

Data File: 20101224_Velos1_TaGe_SA_HeLa_01, Scans: 47996 - 47996

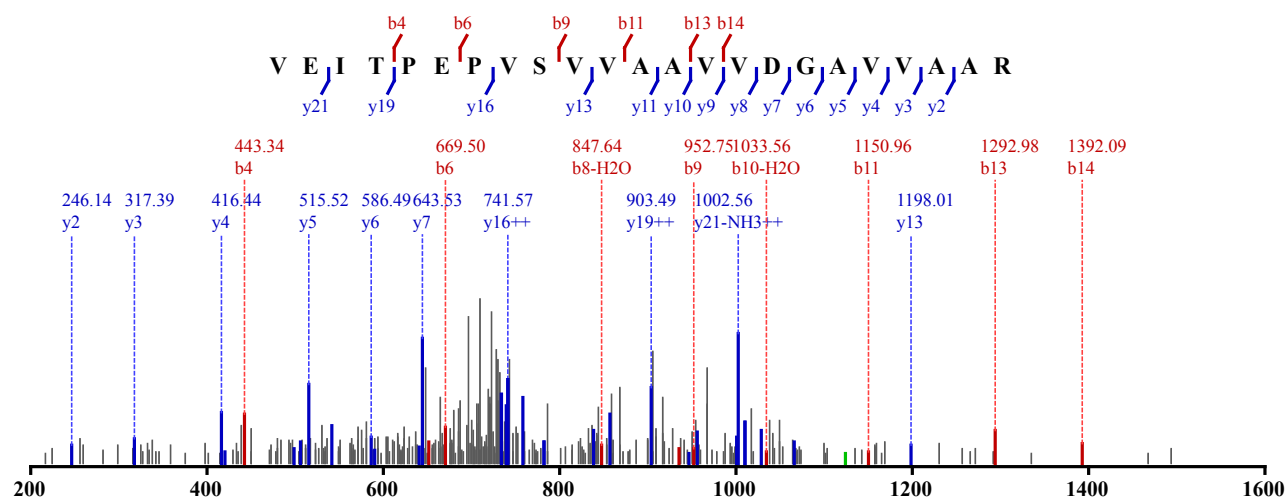


Not Modified

Identified in MSS110 with qvalue 0.00

Charge: 3, Exp. m/z: 750.424, Calc. m/z: 750.091

Data File: HeLa_LysC-try_CID_3, Scans: 56868 - 56868

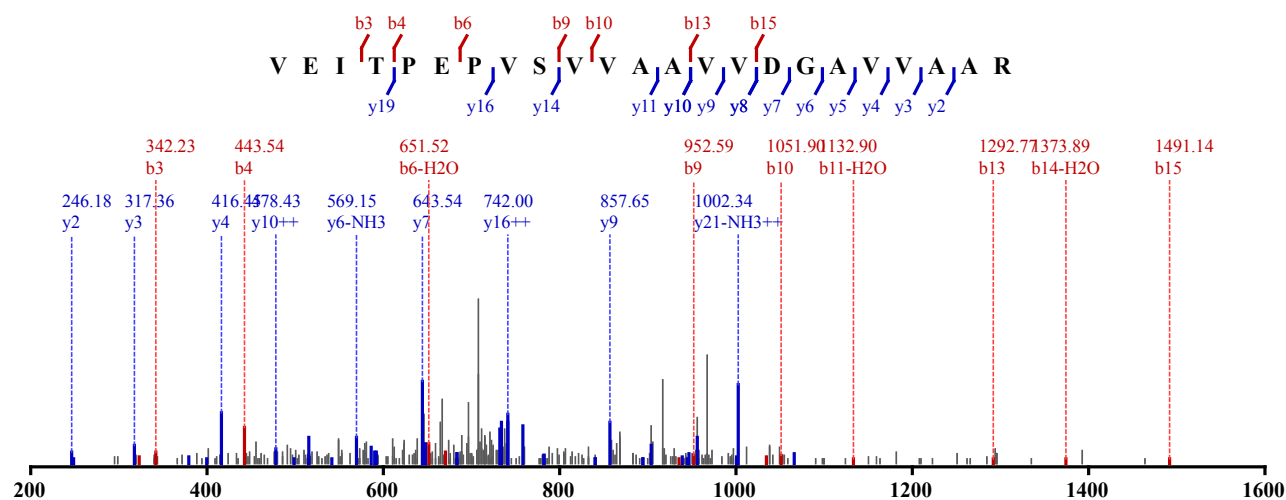


Not Modified

Identified in MSS110 with qvalue 0.00

Charge: 3, Exp. m/z: 750.425, Calc. m/z: 750.091

Data File: HeLa_LysC-try_CID_1, Scans: 54828 - 54828

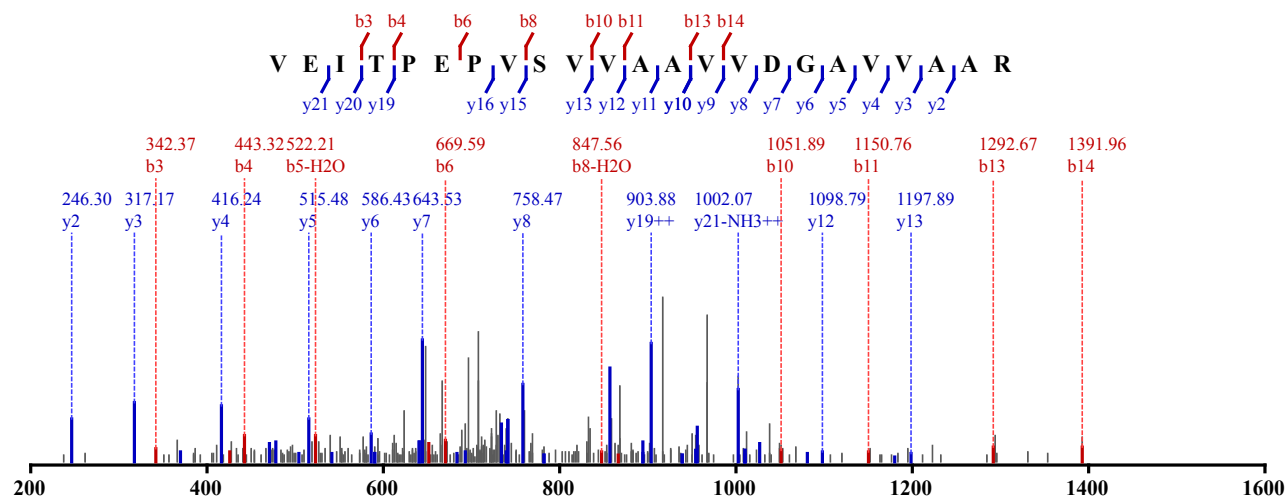


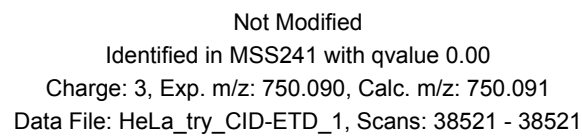
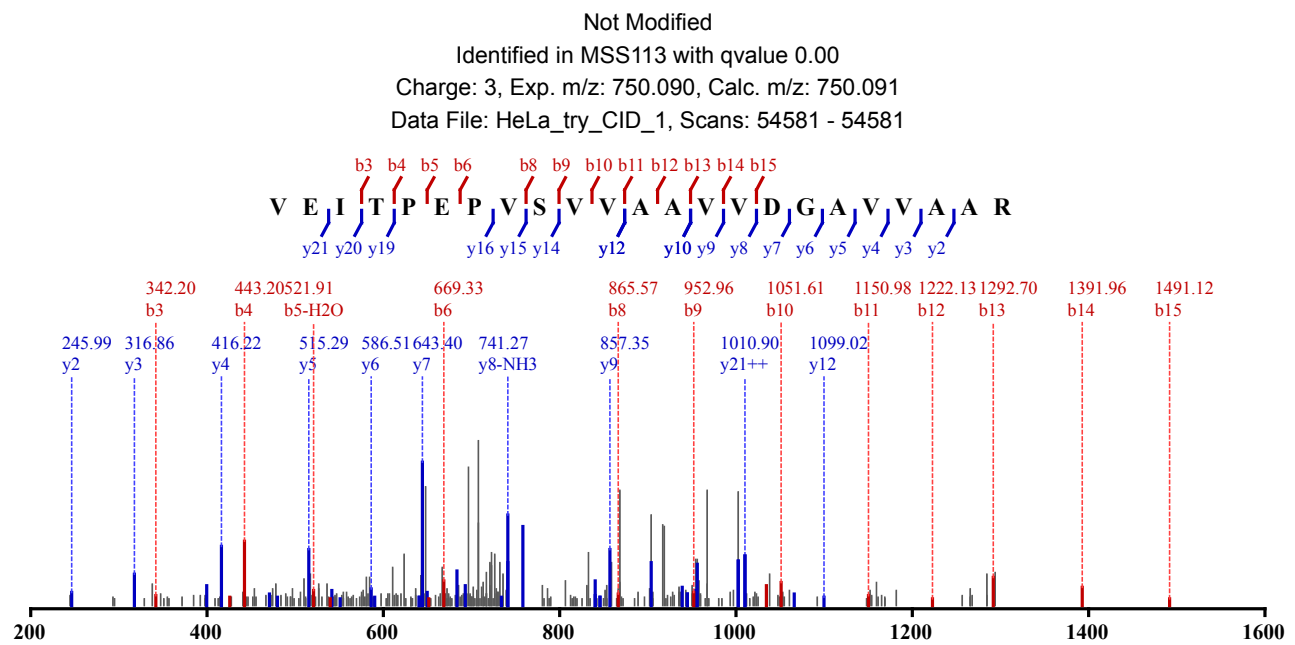
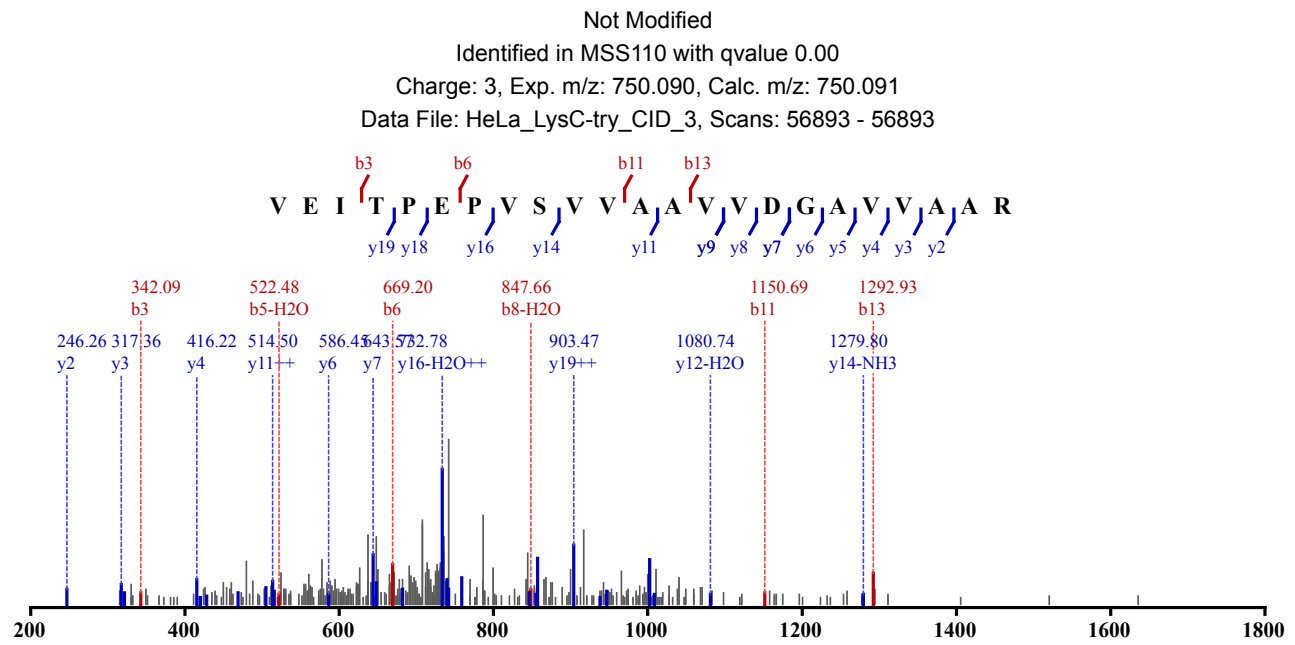
Not Modified

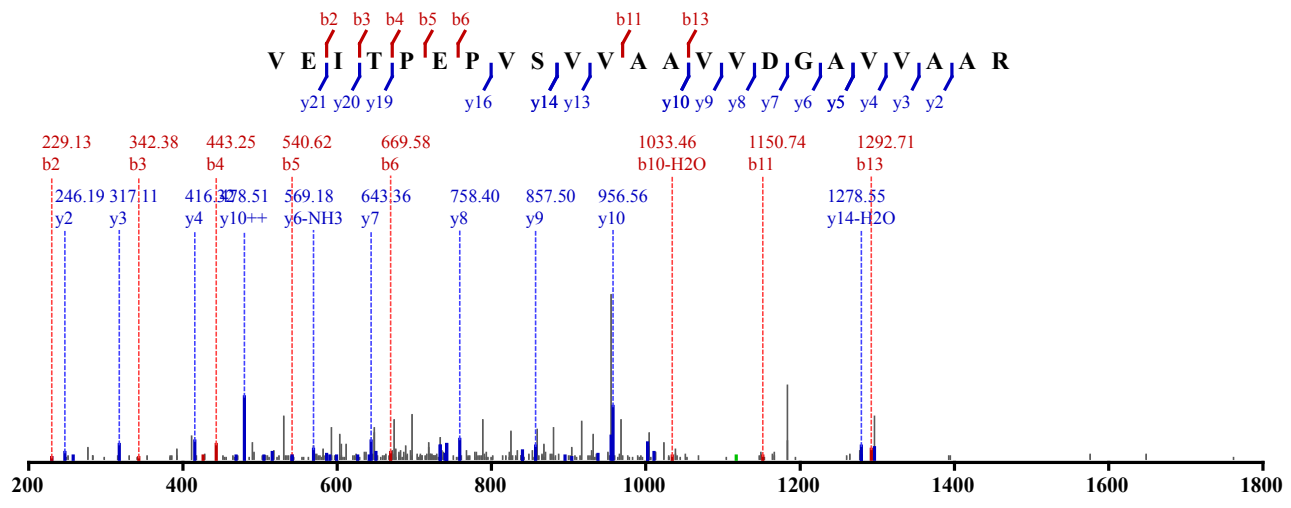
Identified in MSS110 with qvalue 0.00

Charge: 3, Exp. m/z: 750.090, Calc. m/z: 750.091

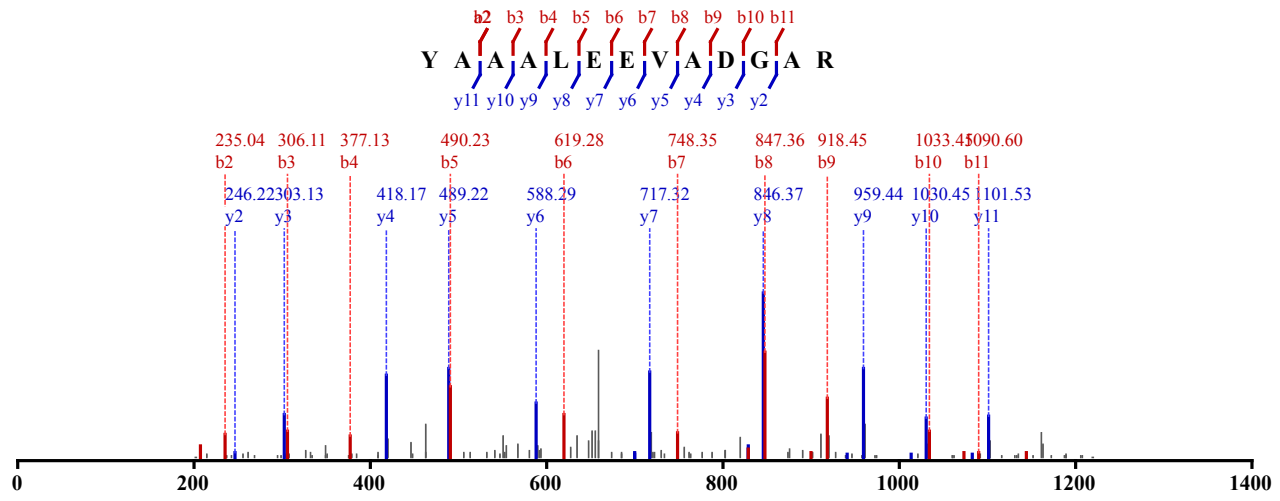
Data File: HeLa_LysC-try_CID_1, Scans: 54838 - 54838



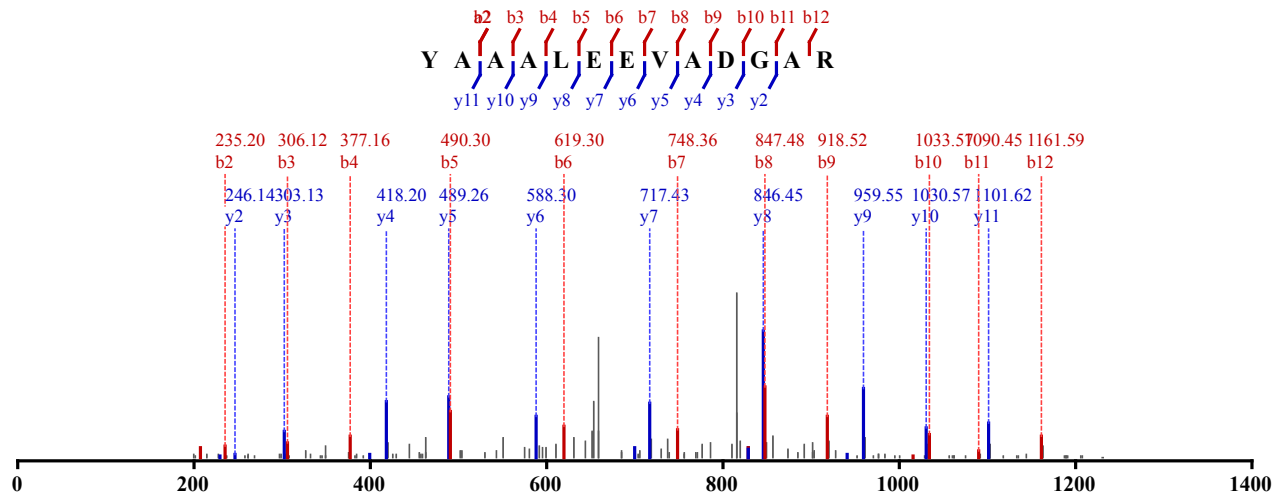




Not Modified
 Identified in MSS480 with qvalue 0.00
 Charge: 2, Exp. m/z: 668.332, Calc. m/z: 668.332
 Data File: HeLa_try_pH5_CID_3xload_3, Scans: 23799 - 23799

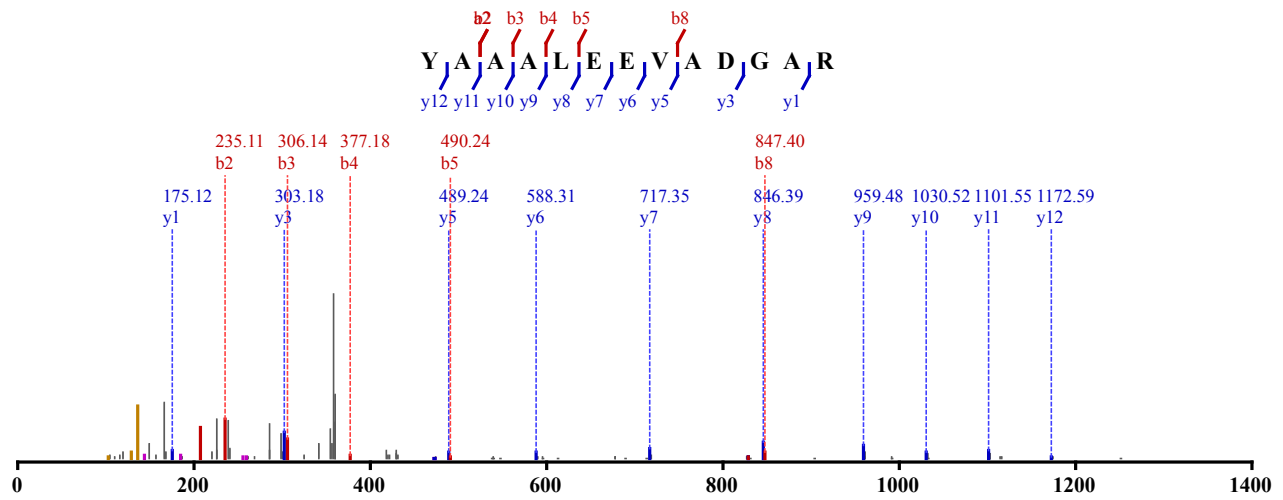


Not Modified
 Identified in MSS480 with qvalue 0.00
 Charge: 2, Exp. m/z: 668.331, Calc. m/z: 668.332
 Data File: HeLa_try_pH5_CID_3xload, Scans: 21166 - 21166



Not Modified
 Identified in MSS484 with qvalue 0.00
 Charge: 2, Exp. m/z: 668.330, Calc. m/z: 668.332

Data File: HeLa_Try_pH5_HCD_1, Scans: 38117 - 38117

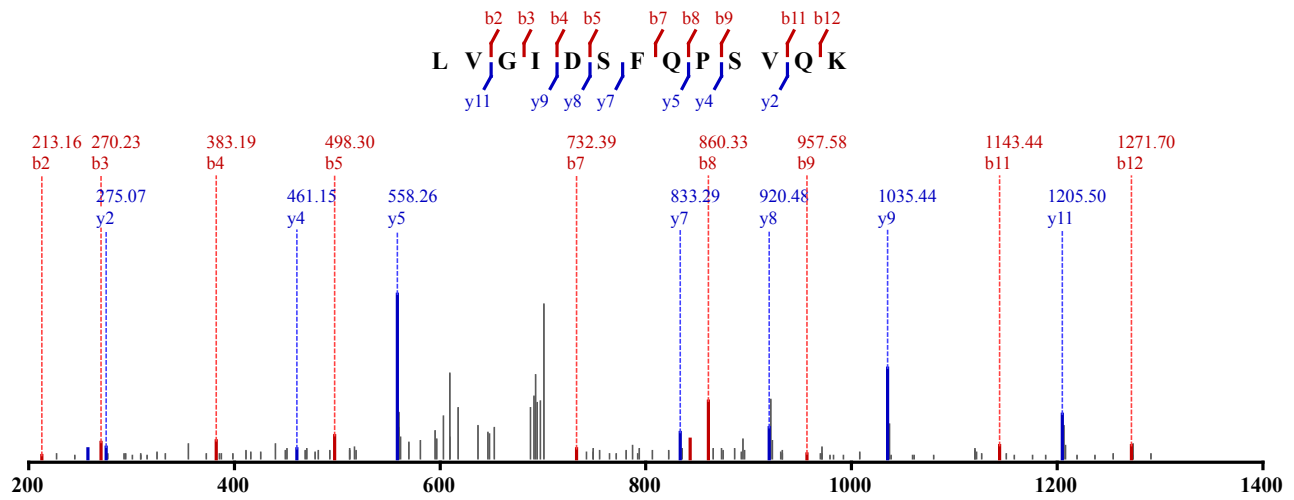


Not Modified

Identified in MSS481 with qvalue 0.00

Charge: 2, Exp. m/z: 709.889, Calc. m/z: 709.387

Data File: HeLa_LysC_pH8_CID_3xload_3, Scans: 39017 - 39017

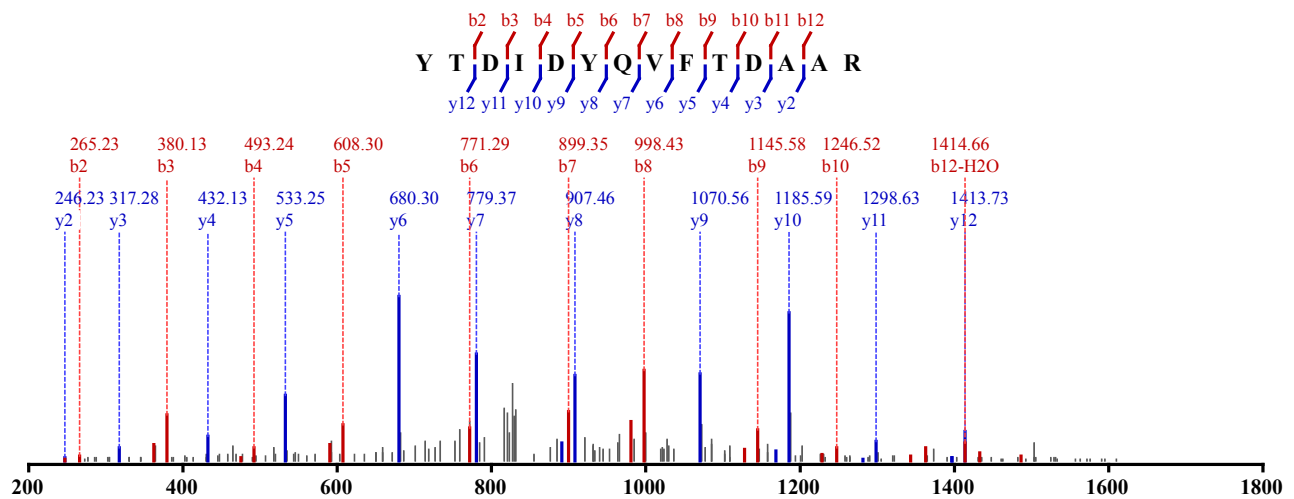


Not Modified

Identified in MSS480 with qvalue 0.00

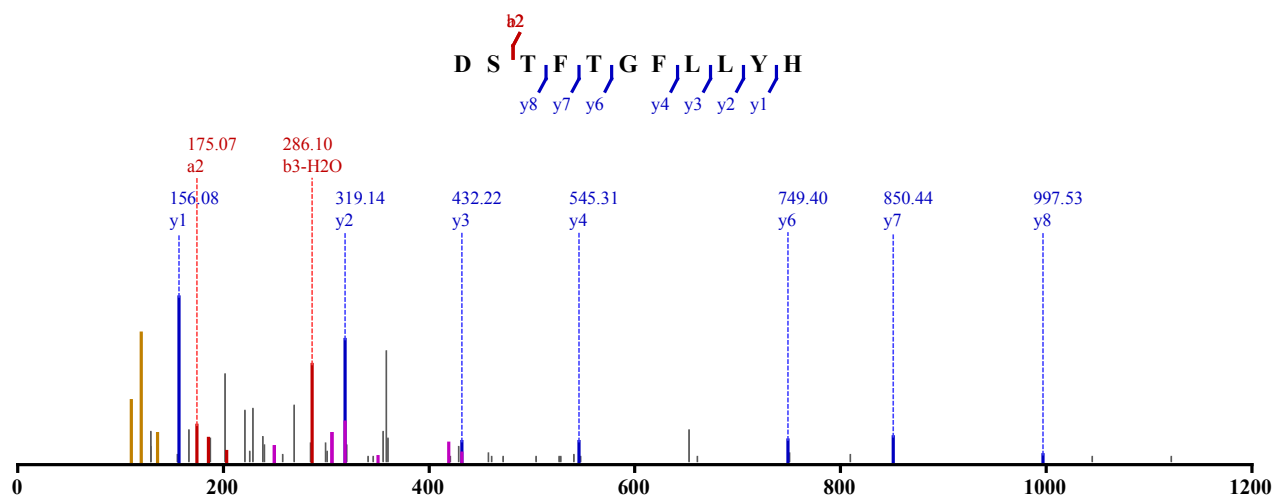
Charge: 2, Exp. m/z: 839.392, Calc. m/z: 839.392

Data File: HeLa_try_pH2_CID_3xload, Scans: 24552 - 24552

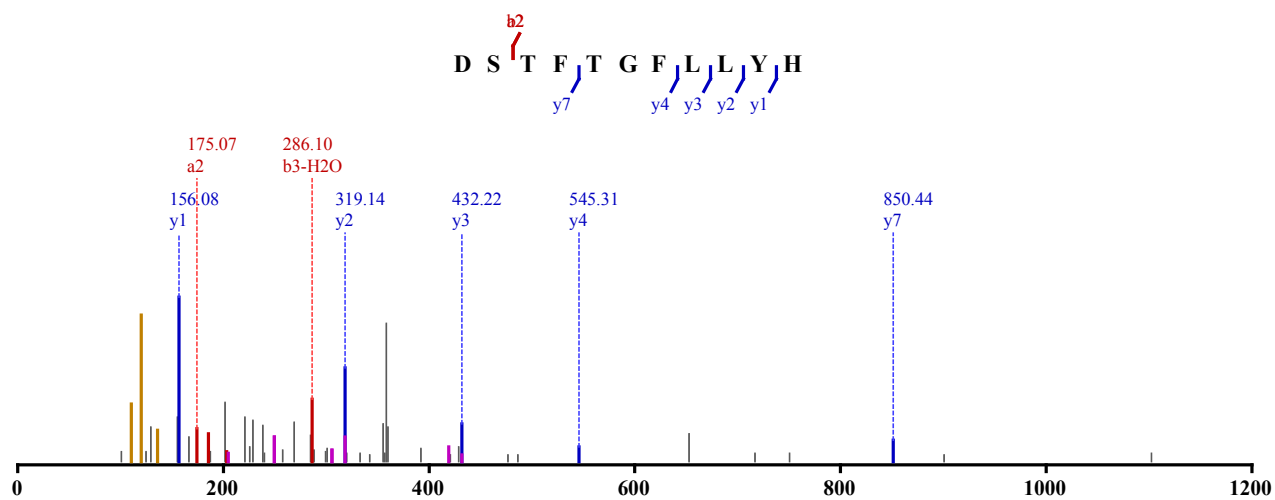


Not Modified

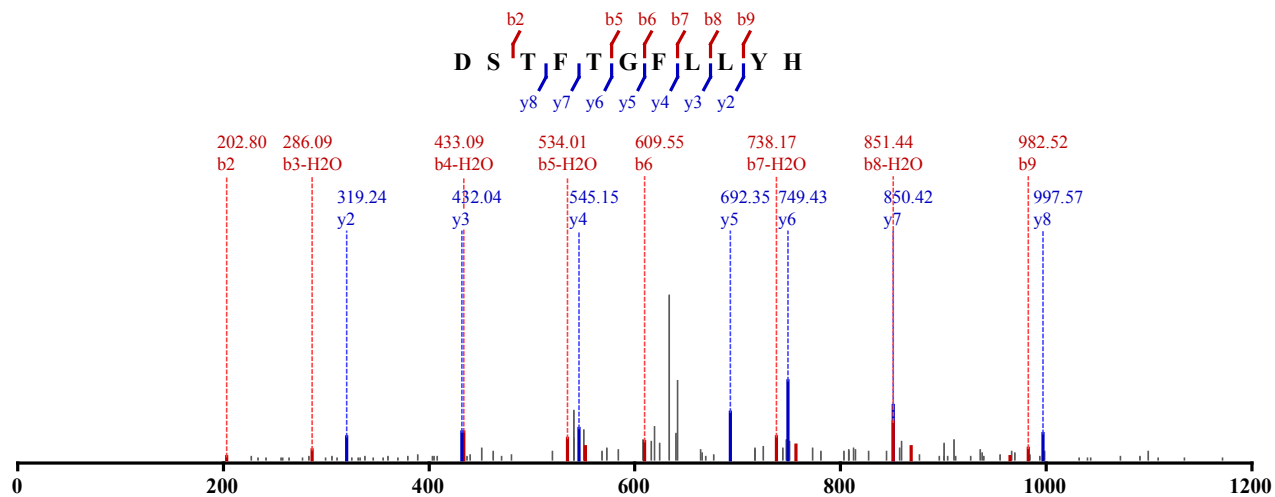
Identified in MSS479 with qvalue 0.00
 Charge: 2, Exp. m/z: 650.814, Calc. m/z: 650.812
 Data File: HeLa_AspN_pH3_HCD_1, Scans: 47580 - 47580



Not Modified
 Identified in MSS479 with qvalue 0.00
 Charge: 2, Exp. m/z: 650.814, Calc. m/z: 650.812
 Data File: HeLa_AspN_pH3_HCD_3, Scans: 47091 - 47091



Not Modified
 Identified in MSS483 with qvalue 0.00
 Charge: 2, Exp. m/z: 650.815, Calc. m/z: 650.812
 Data File: HeLa_AspN_pH3_CID_3xload, Scans: 37870 - 37870

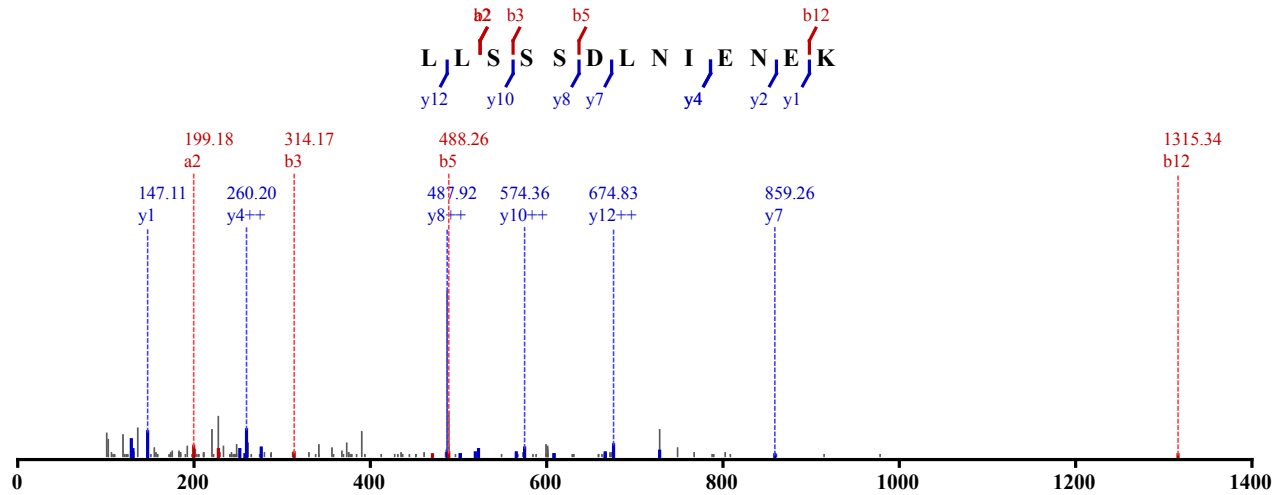


Not Modified

Identified in MSS30 with qvalue 0.01

Charge: 3, Exp. m/z: 487.916, Calc. m/z: 487.921

Data File: 20101224_Velos1_TaGe_SA_HeLa_03, Scans: 27717 - 27717

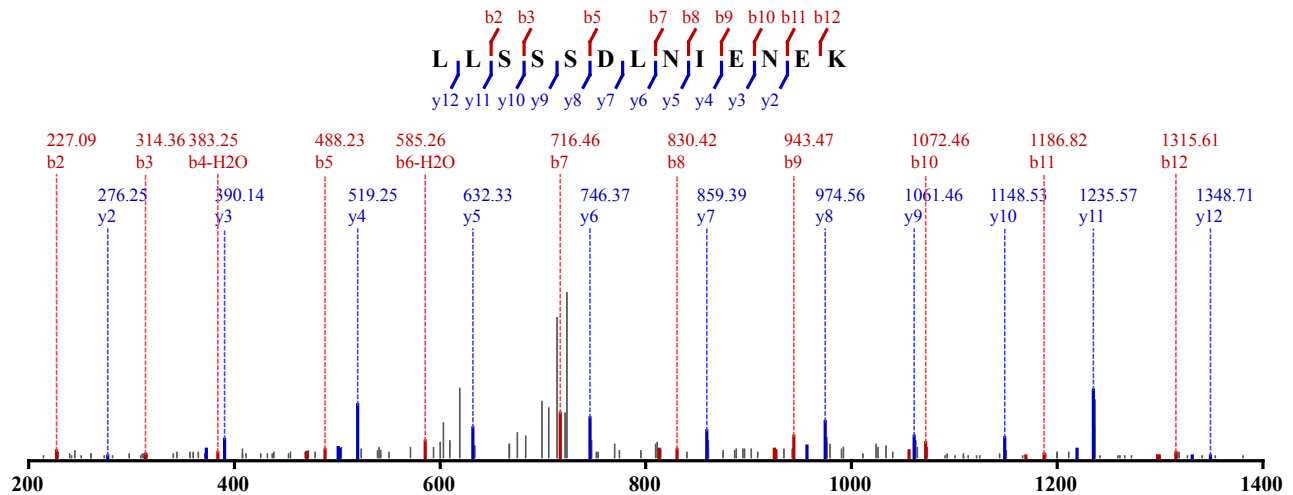


Not Modified

Identified in MSS481 with qvalue 0.00

Charge: 2, Exp. m/z: 731.878, Calc. m/z: 731.377

Data File: HeLa_LysC_pH4_CID_3xload, Scans: 19383 - 19383

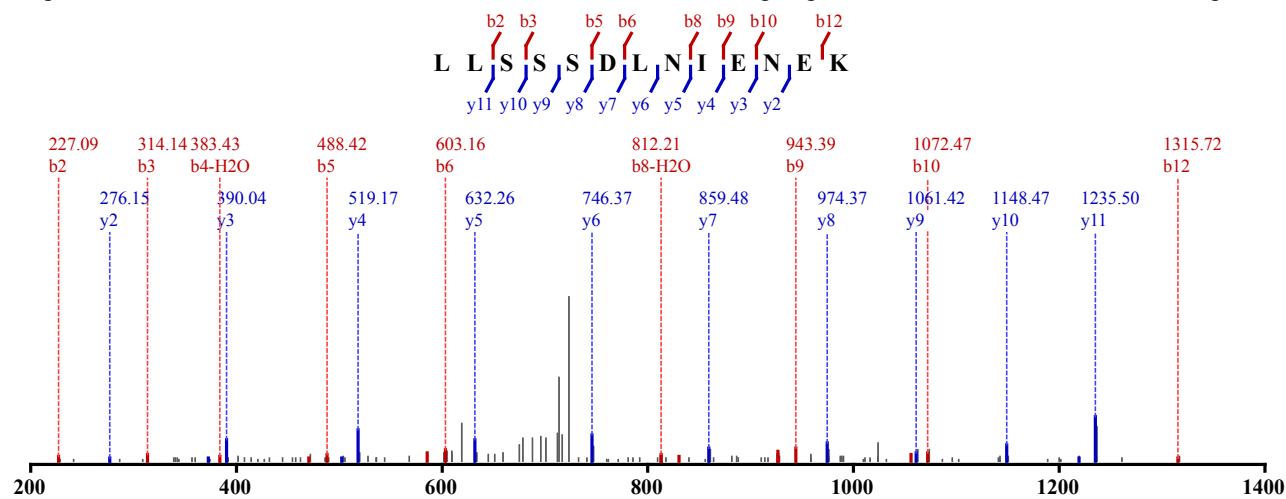


Not Modified

Identified in MSS481 with qvalue 0.00

Charge: 2, Exp. m/z: 731.376, Calc. m/z: 731.377

Data File: HeLa_LysC_pH5_CID_3xload_3, Scans: 22857 - 22857

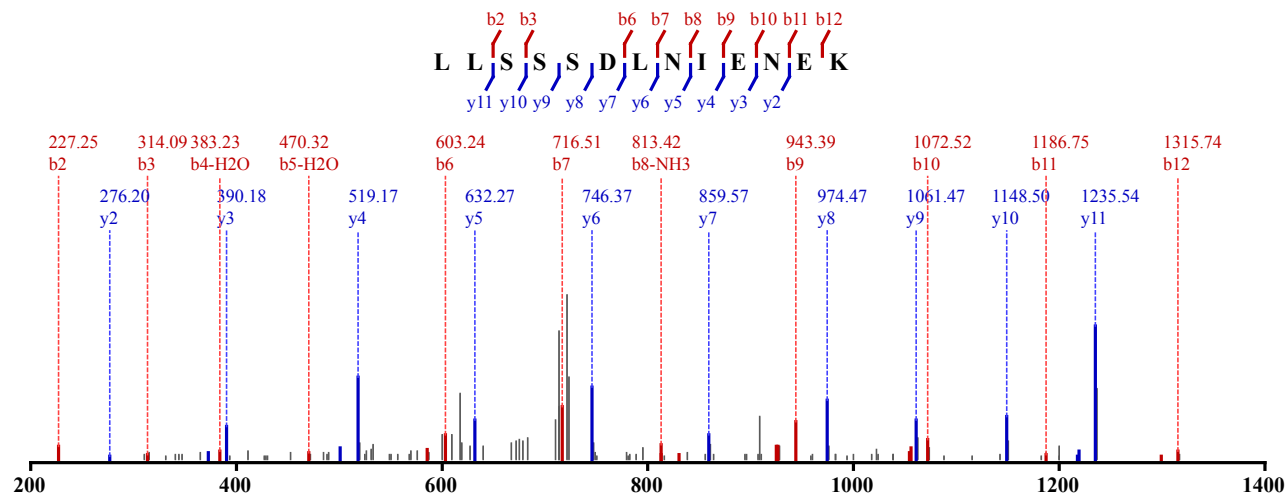


Not Modified

Identified in MSS481 with qvalue 0.00

Charge: 2, Exp. m/z: 731.375, Calc. m/z: 731.377

Data File: HeLa_LysC_pH4_CID_3xload_3, Scans: 19697 - 19697

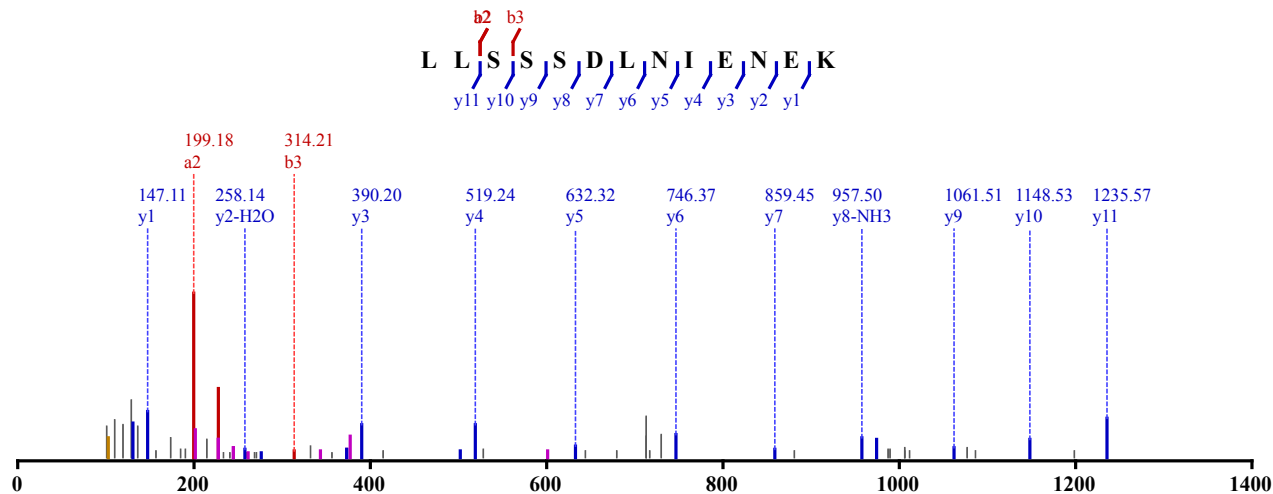


Not Modified

Identified in MSS485 with qvalue 0.00

Charge: 2, Exp. m/z: 731.375, Calc. m/z: 731.377

Data File: HeLa_LysC_pH4_HCD_1, Scans: 34537 - 34537

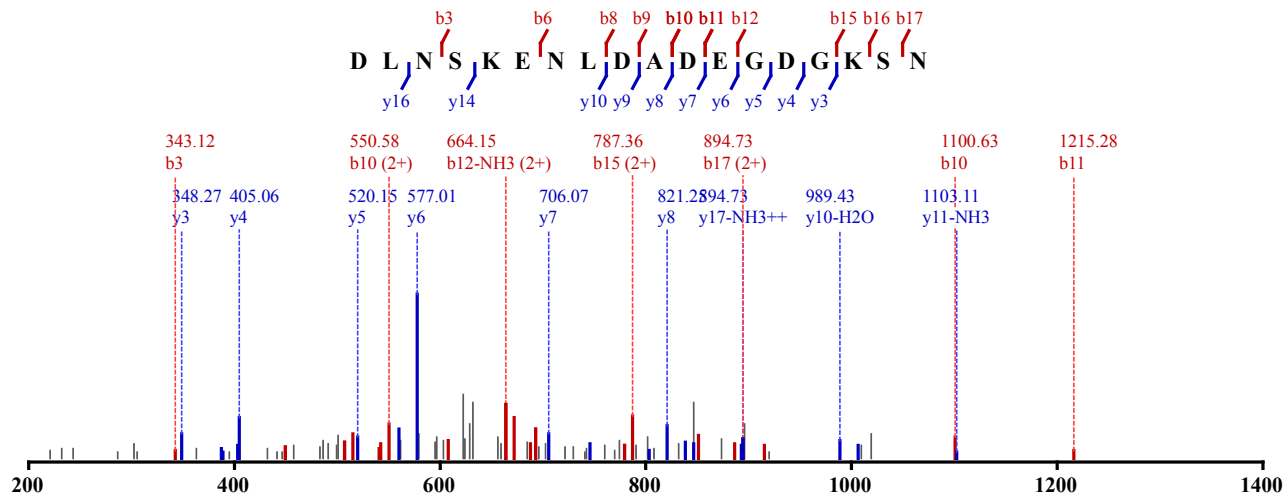


Not Modified

Identified in MSS483 with qvalue 0.00

Charge: 3, Exp. m/z: 640.952, Calc. m/z: 640.951

Data File: HeLa_AspN_pH3_CID_3xload_2, Scans: 7771 - 7771

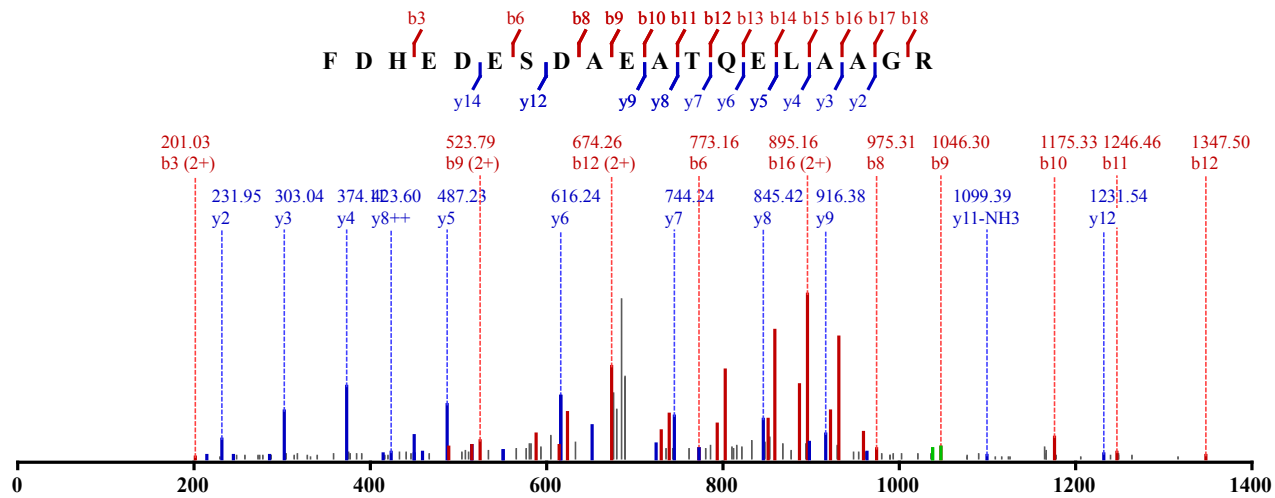


Not Modified

Identified in MSS480 with qvalue 0.00

Charge: 3, Exp. m/z: 697.635, Calc. m/z: 697.634

Data File: HeLa_try_pH3_CID_3xload_3, Scans: 17654 - 17654

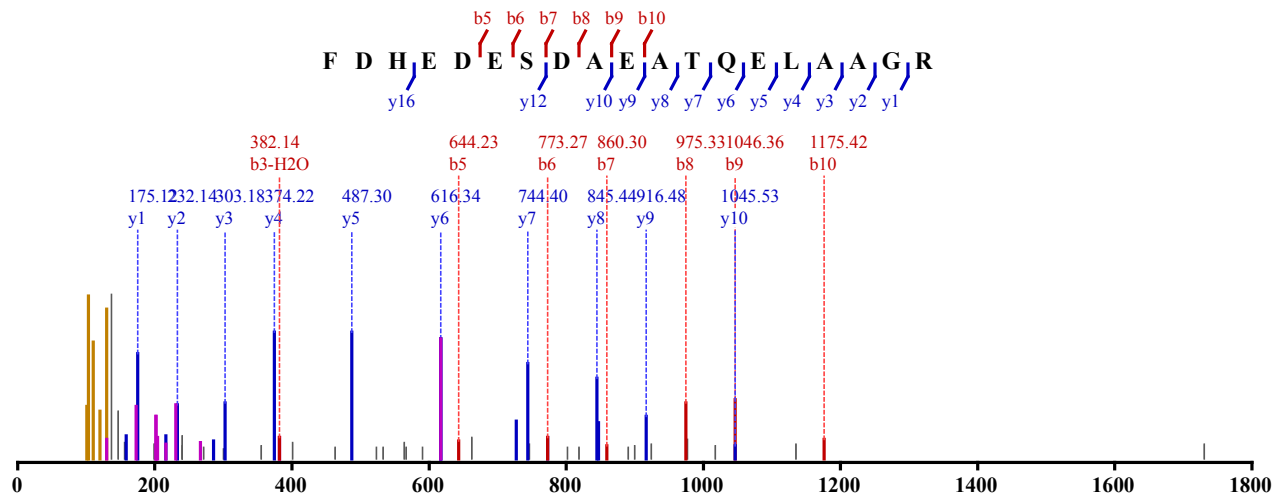


Not Modified

Identified in MSS484 with qvalue 0.00

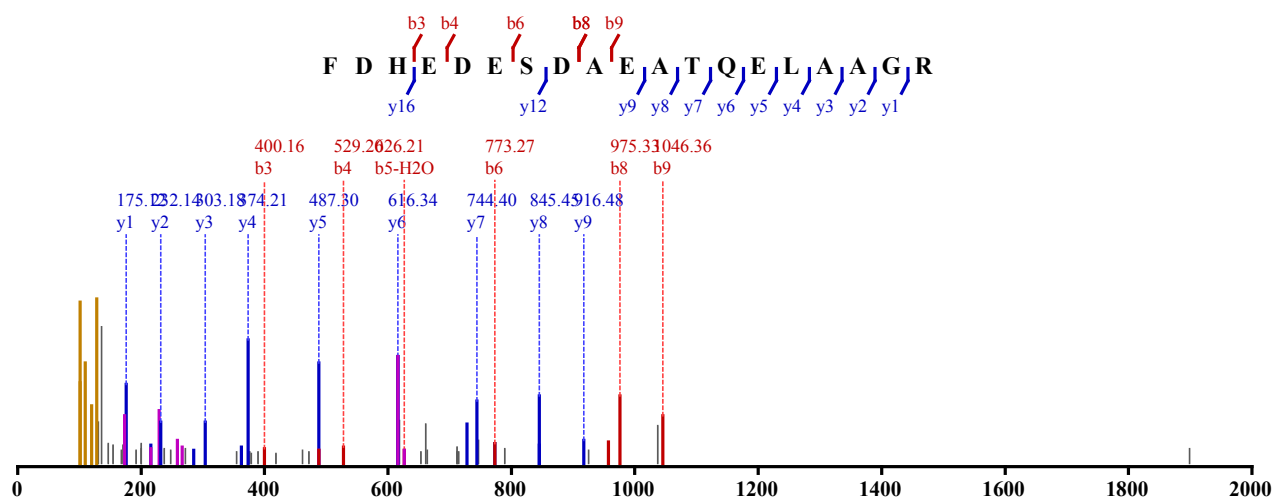
Charge: 3, Exp. m/z: 697.637, Calc. m/z: 697.634

Data File: HeLa_Try_pH3_HCD_1, Scans: 24905 - 24905

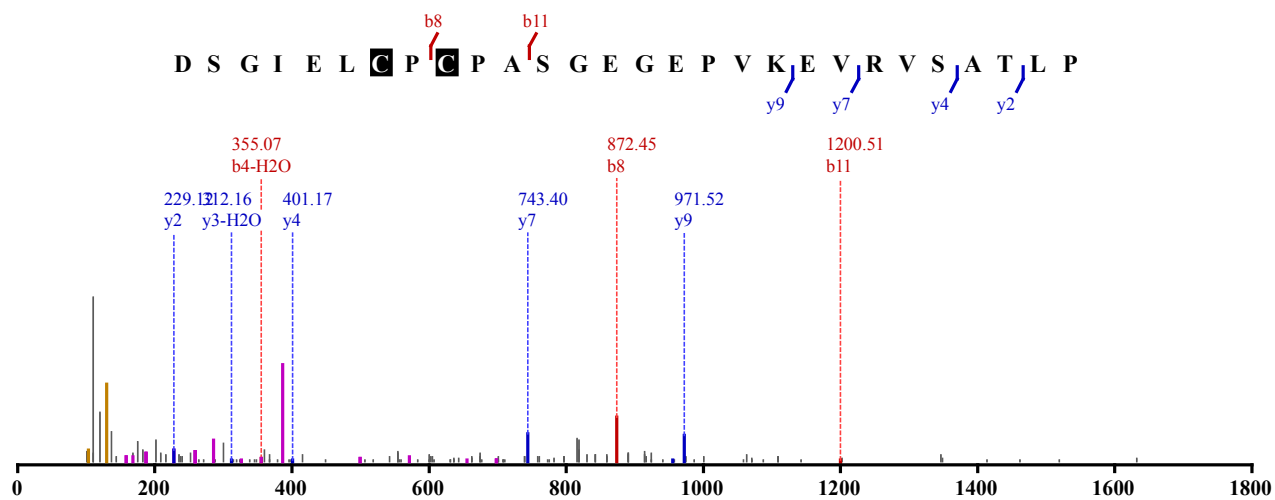


Not Modified

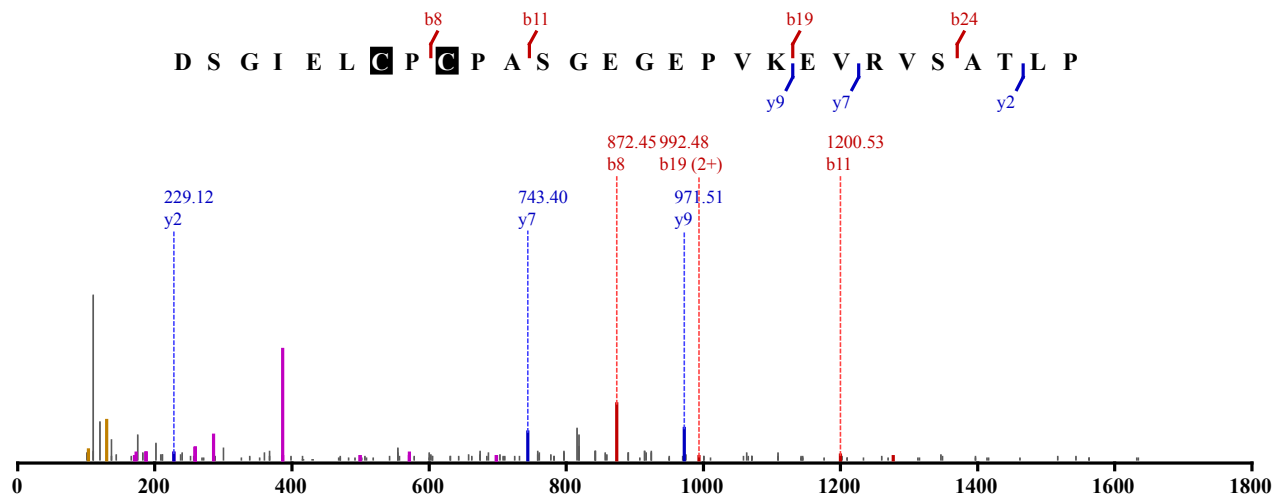
Identified in MSS484 with qvalue 0.00
 Charge: 3, Exp. m/z: 697.300, Calc. m/z: 697.634
 Data File: HeLa_Try_pH3_HCD_2, Scans: 25108 - 25108



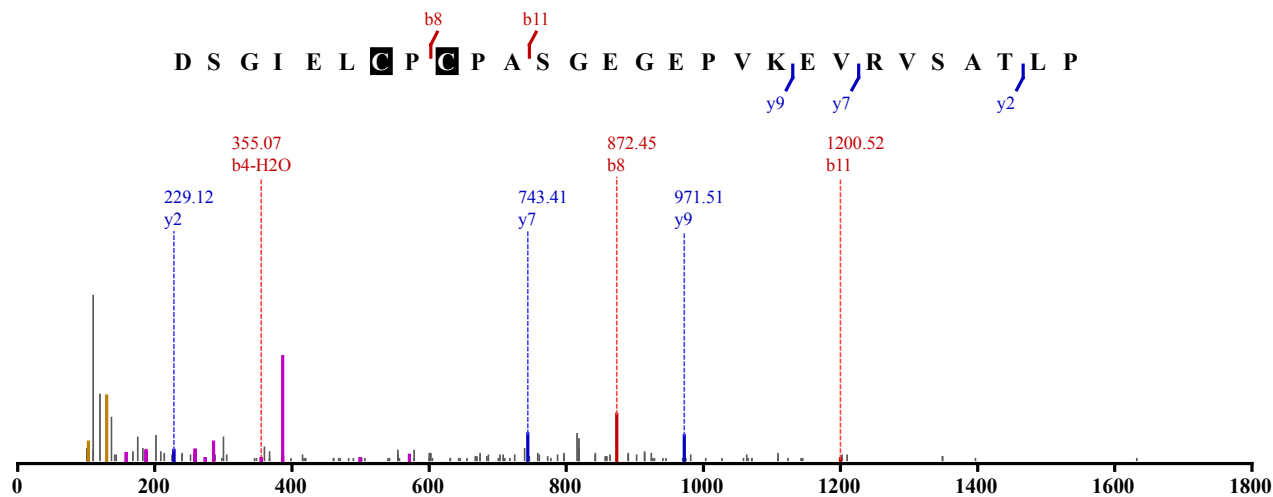
2 x Carbamidomethyl (C)
 Identified in MSS479 with qvalue 0.00
 Charge: 4, Exp. m/z: 739.361, Calc. m/z: 739.362
 Data File: HeLa_AspN_80pcACN_HCD_1, Scans: 37900 - 37900



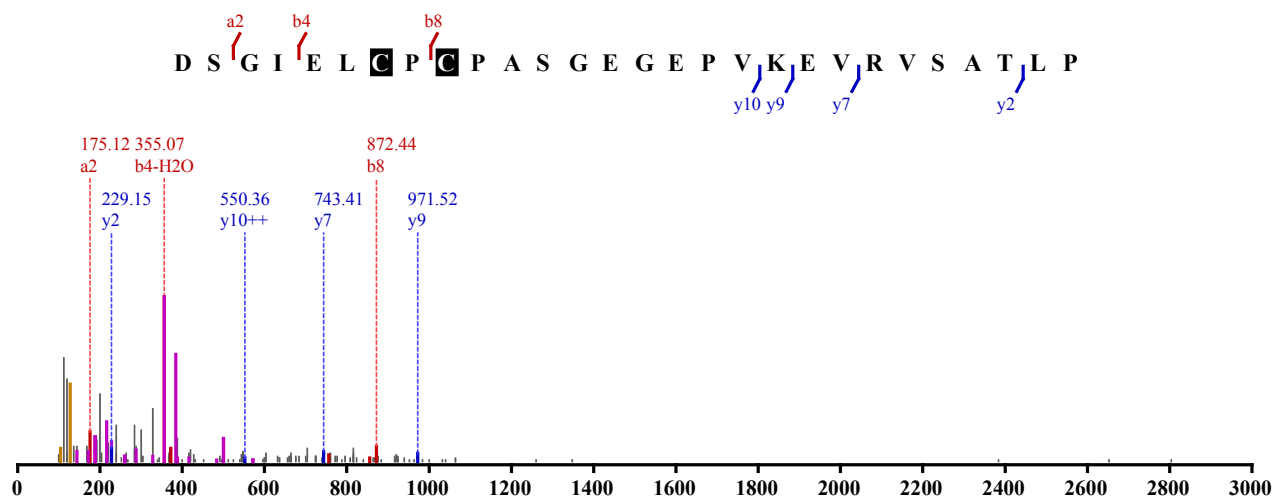
2 x Carbamidomethyl (C)
 Identified in MSS479 with qvalue 0.00
 Charge: 4, Exp. m/z: 739.362, Calc. m/z: 739.362
 Data File: HeLa_AspN_80pcACN_HCD_2, Scans: 37410 - 37410



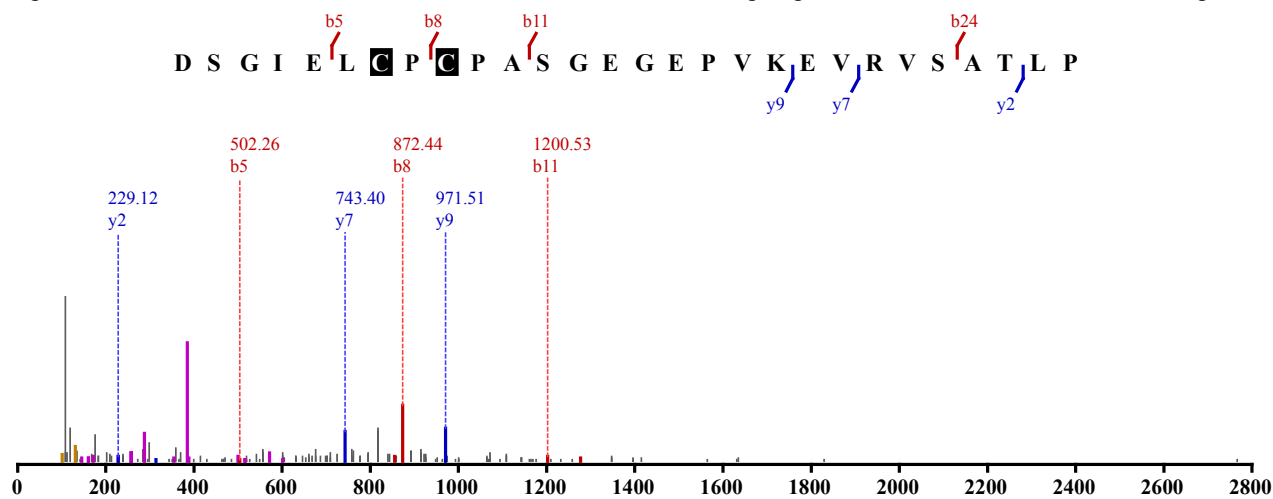
2 x Carbamidomethyl (C)
 Identified in MSS479 with qvalue 0.00
 Charge: 4, Exp. m/z: 739.362, Calc. m/z: 739.362
 Data File: HeLa_AspN_80pcACN_HCD_3, Scans: 37073 - 37073



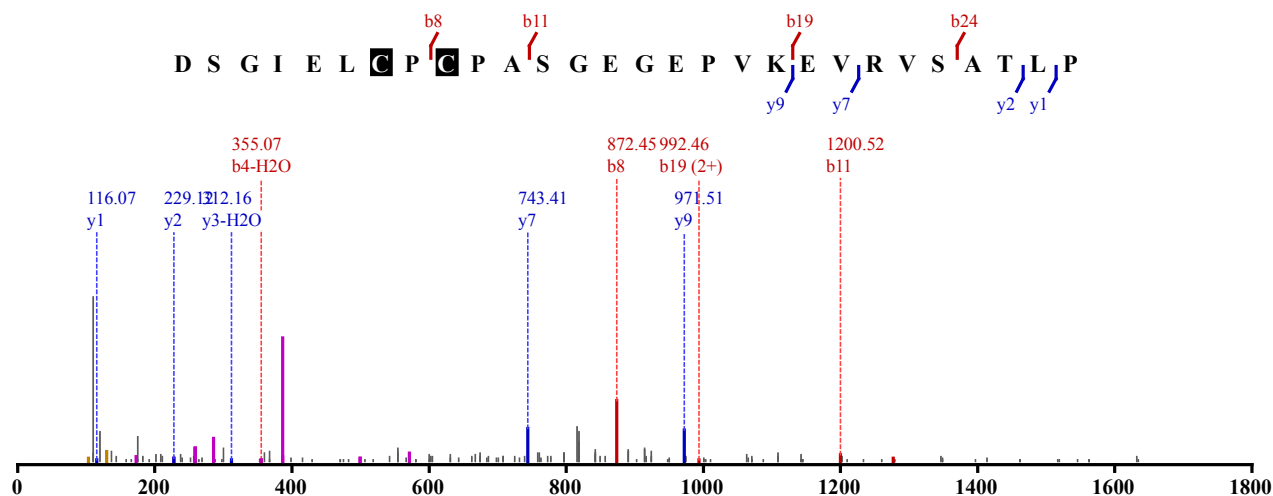
2 x Carbamidomethyl (C)
 Identified in MSS479 with qvalue 0.00
 Charge: 5, Exp. m/z: 591.691, Calc. m/z: 591.691
 Data File: HeLa_AspN_80pcACN_HCD_3, Scans: 37075 - 37075



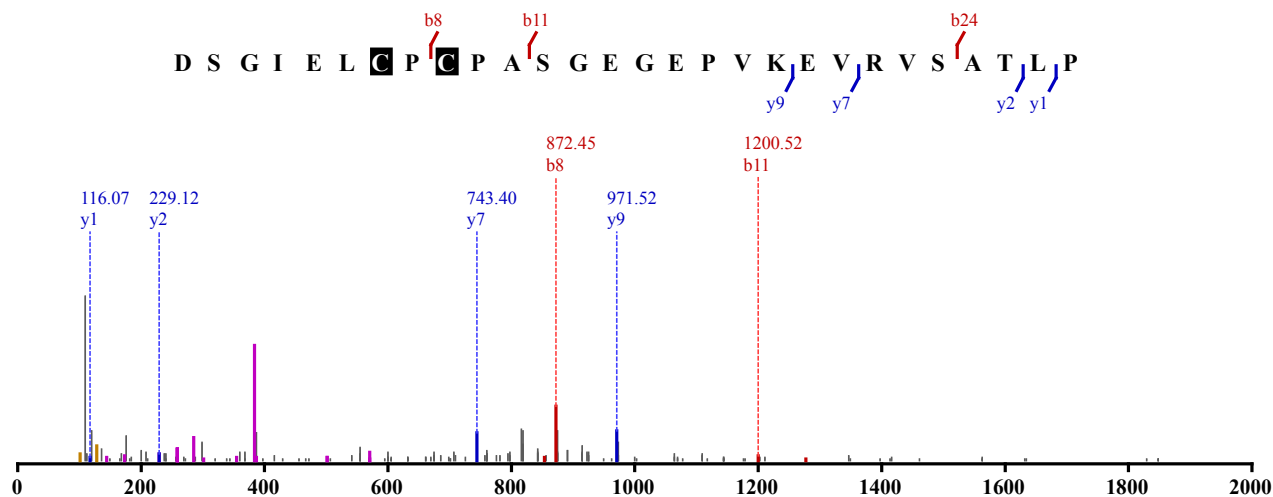
2 x Carbamidomethyl (C)
 Identified in MSS479 with qvalue 0.01
 Charge: 4, Exp. m/z: 739.363, Calc. m/z: 739.362
 Data File: HeLa_AspN_pH2_HCD_1, Scans: 38914 - 38914



2 x Carbamidomethyl (C)
 Identified in MSS479 with qvalue 0.00
 Charge: 4, Exp. m/z: 739.363, Calc. m/z: 739.362
 Data File: HeLa_AspN_pH2_HCD_1, Scans: 38992 - 38992

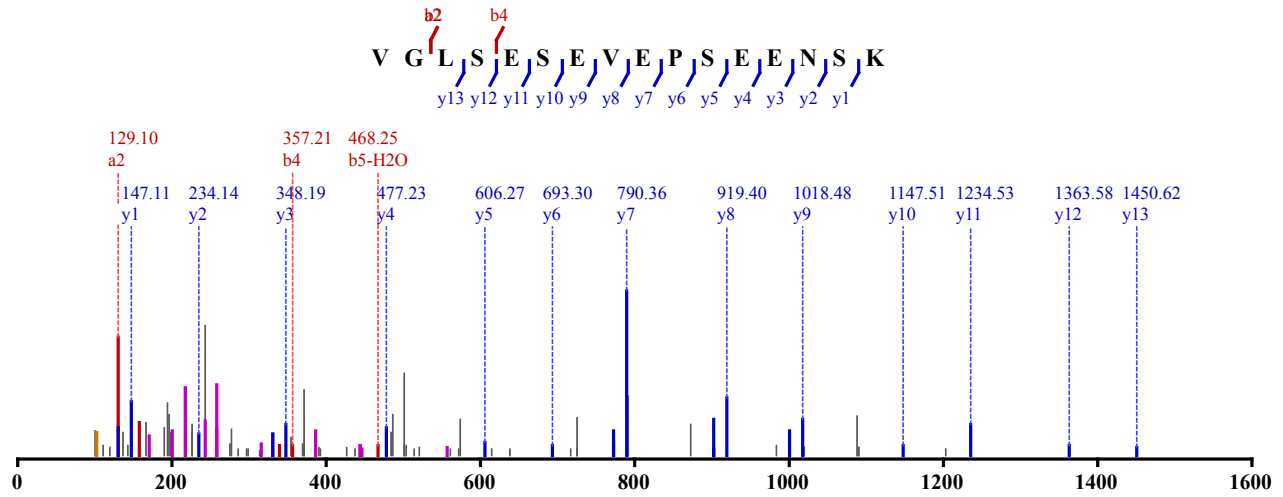


2 x Carbamidomethyl (C)
 Identified in MSS479 with qvalue 0.01
 Charge: 4, Exp. m/z: 739.363, Calc. m/z: 739.362
 Data File: HeLa_AspN_pH2_HCD_3, Scans: 38570 - 38570



Not Modified
 Identified in MSS485 with qvalue 0.00
 Charge: 2, Exp. m/z: 860.401, Calc. m/z: 860.402

Data File: HeLa_LysC_pH3_HCD_2, Scans: 23140 - 23140

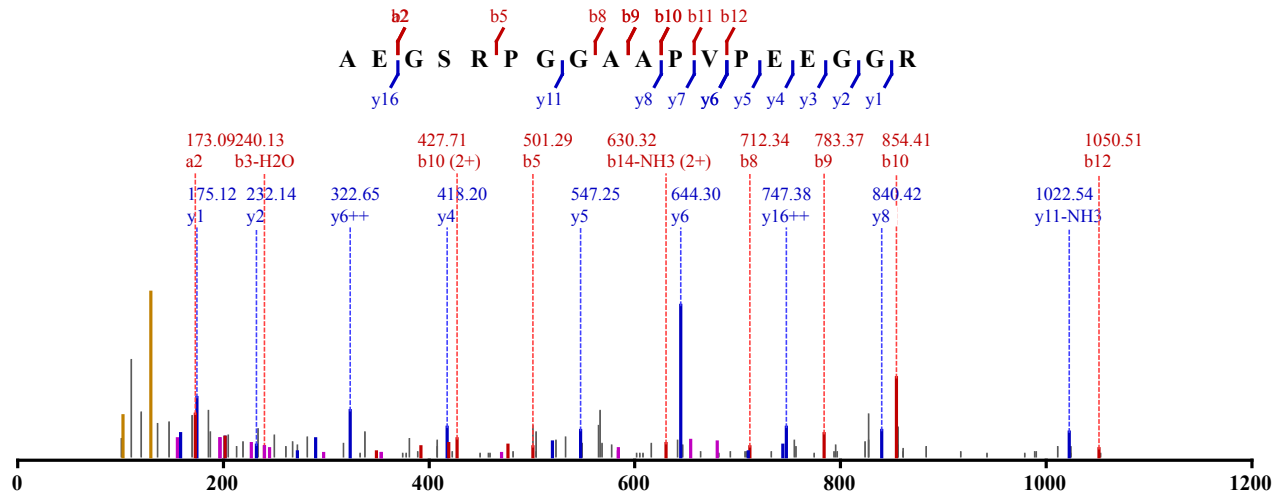


Not Modified

Identified in MSS484 with qvalue 0.00

Charge: 3, Exp. m/z: 565.278, Calc. m/z: 565.281

Data File: HeLa_Try_pH11_HCD_3, Scans: 17624 - 17624

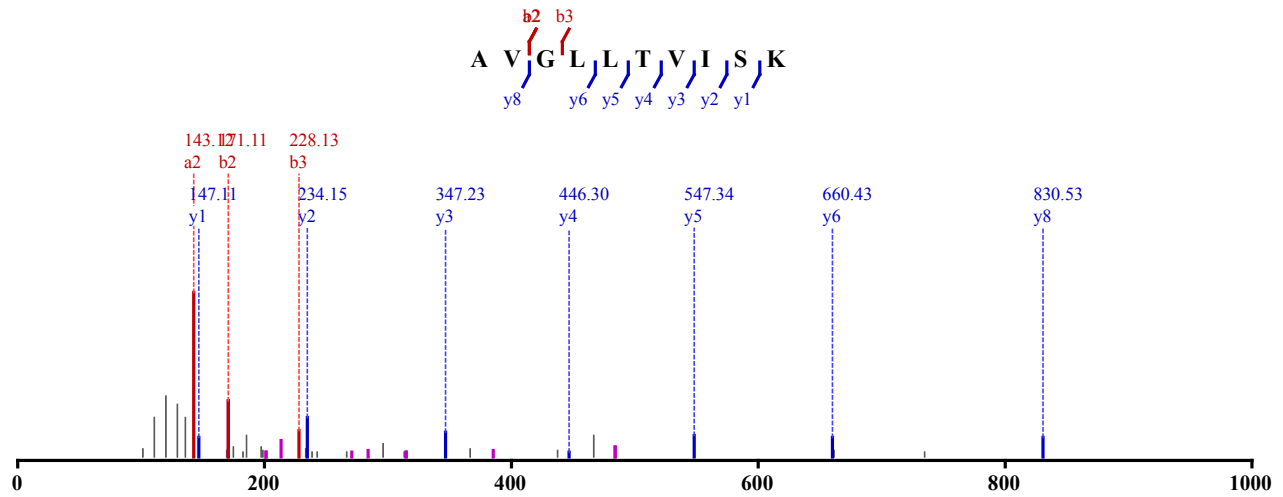


Not Modified

Identified in MSS487 with qvalue 0.00

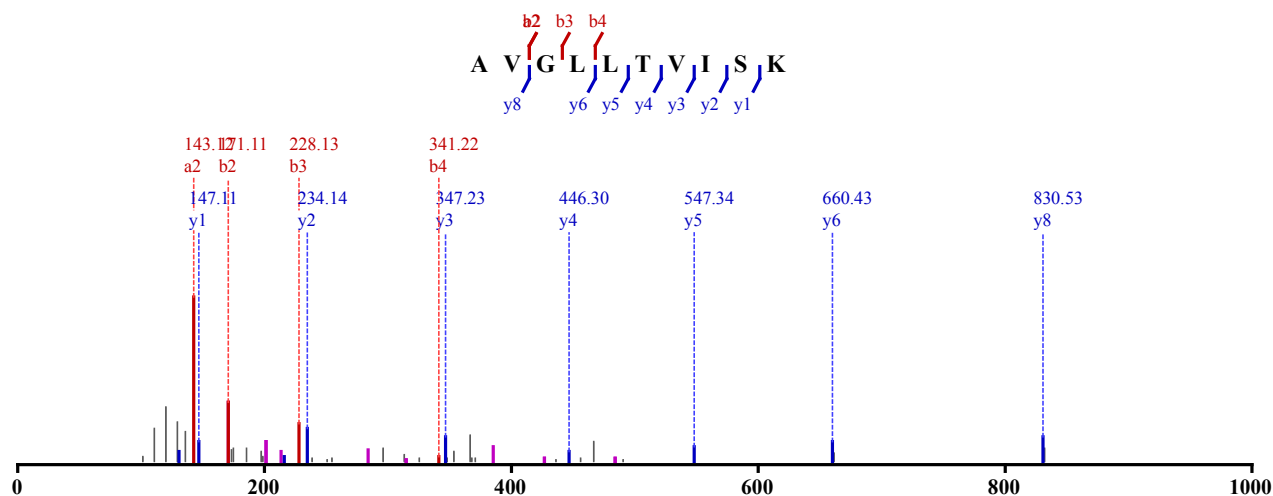
Charge: 2, Exp. m/z: 500.824, Calc. m/z: 500.823

Data File: HeLa_ArgC-Try_80pcACN_HCD_1, Scans: 38083 - 38083

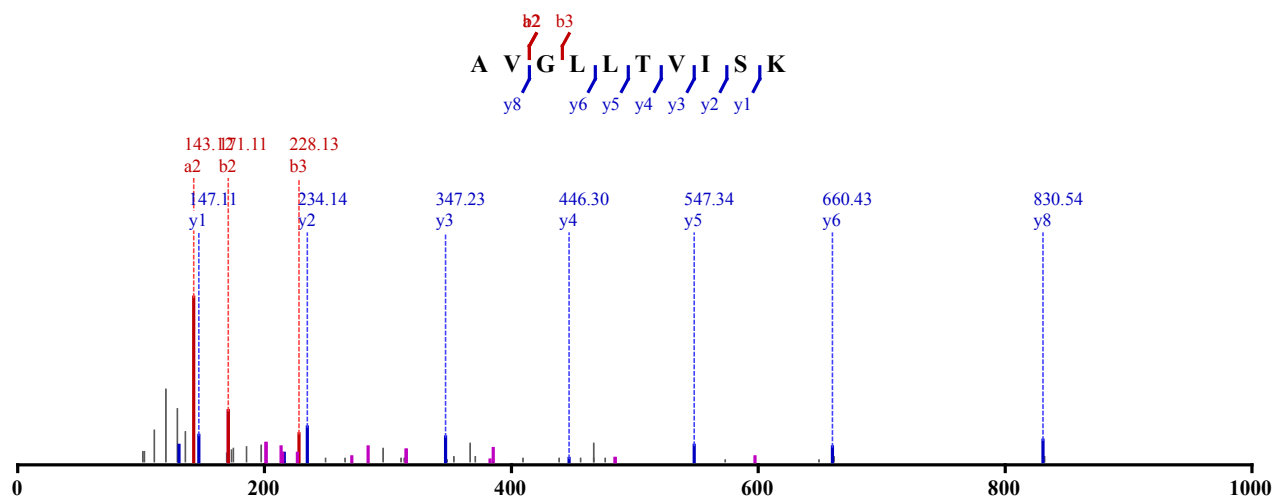


Not Modified

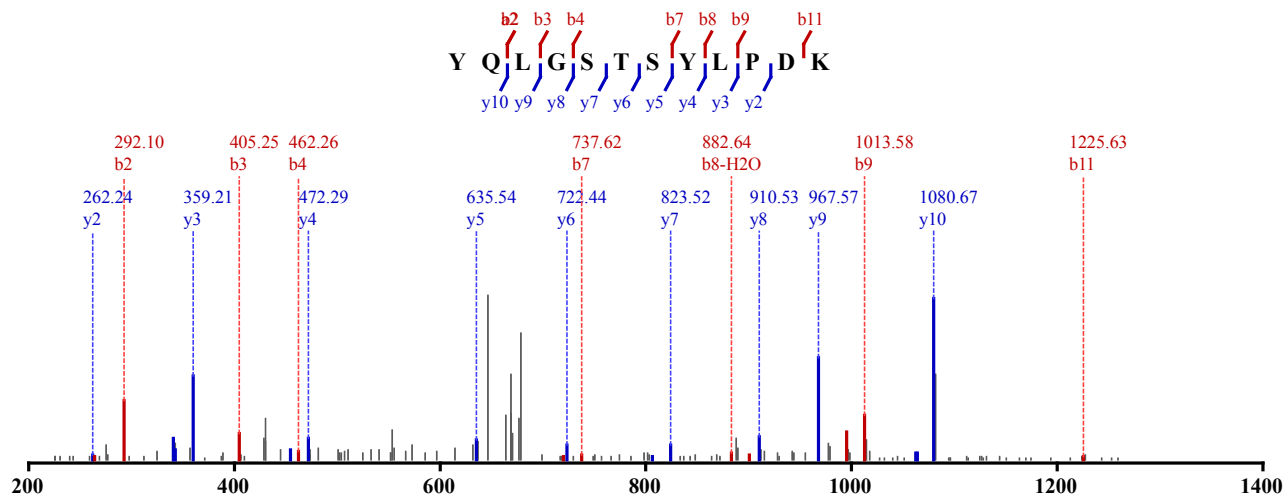
Identified in MSS487 with qvalue 0.00
 Charge: 2, Exp. m/z: 500.824, Calc. m/z: 500.823
 Data File: HeLa_ArgC-Try_80pcACN_HCD_2, Scans: 37676 - 37676



Not Modified
 Identified in MSS487 with qvalue 0.00
 Charge: 2, Exp. m/z: 500.824, Calc. m/z: 500.823
 Data File: HeLa_ArgC-Try_80pcACN_HCD_3, Scans: 40323 - 40323



Not Modified
 Identified in MSS481 with qvalue 0.00
 Charge: 2, Exp. m/z: 686.345, Calc. m/z: 686.342
 Data File: HeLa_LysC_pH6_CID_3xload_2, Scans: 21621 - 21621

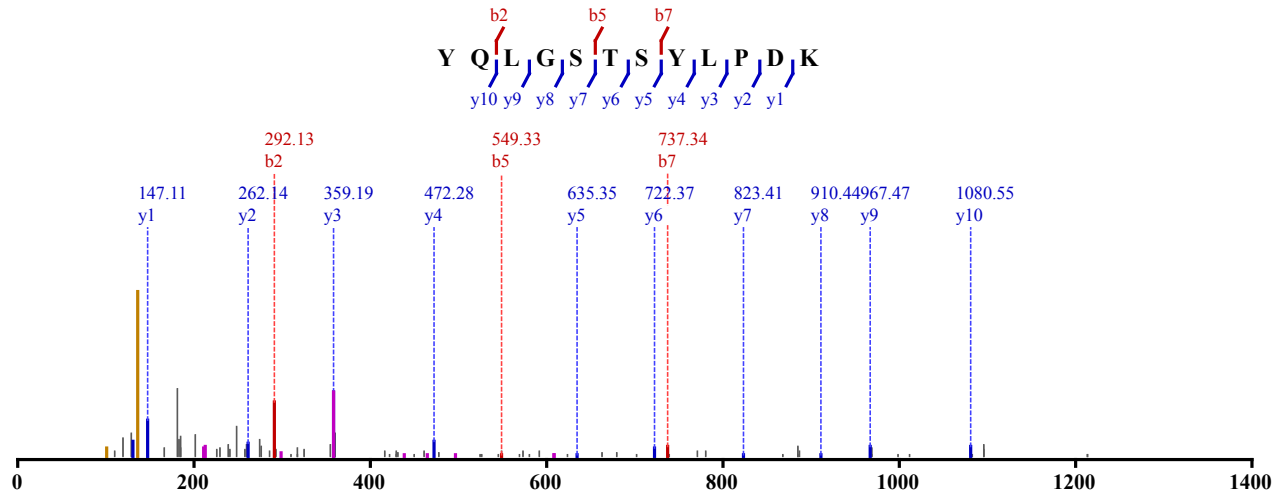


Not Modified

Identified in MSS485 with qvalue 0.00

Charge: 2, Exp. m/z: 686.342, Calc. m/z: 686.342

Data File: HeLa_LysC_pH6_HCD_2, Scans: 34974 - 34974

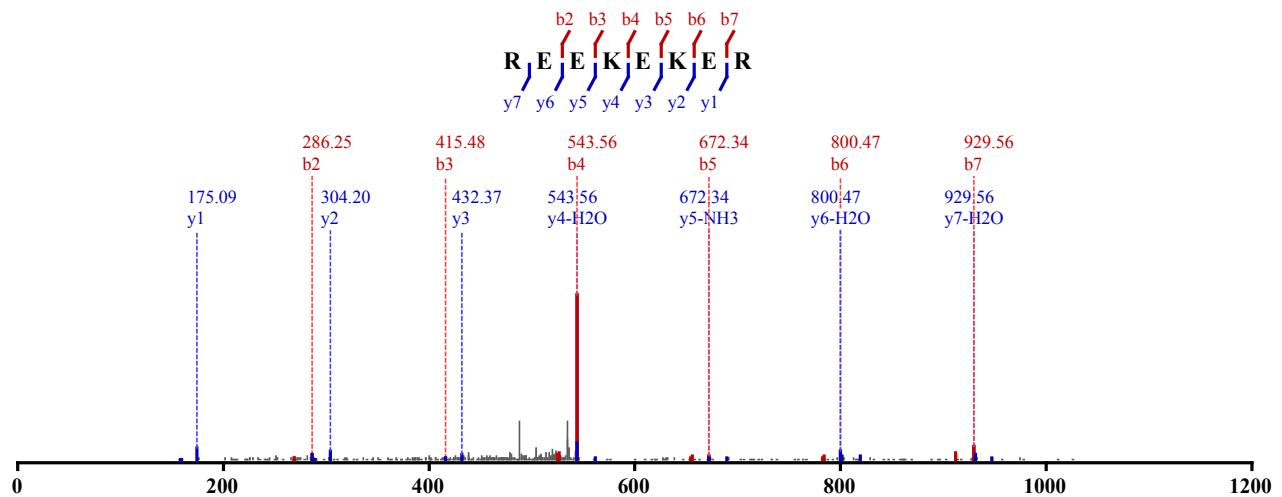


Not Modified

Identified in MSS263 with qvalue 0.01

Charge: 2, Exp. m/z: 552.294, Calc. m/z: 552.292

Data File: HeLa_ArgC-AspN_CID_2, Scans: 1000 - 1000

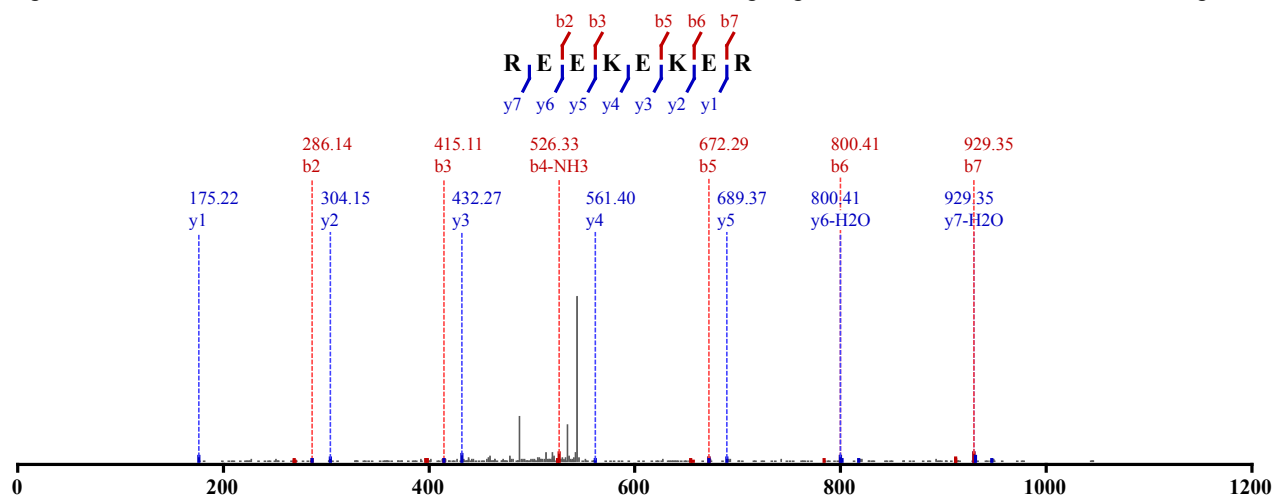


Not Modified

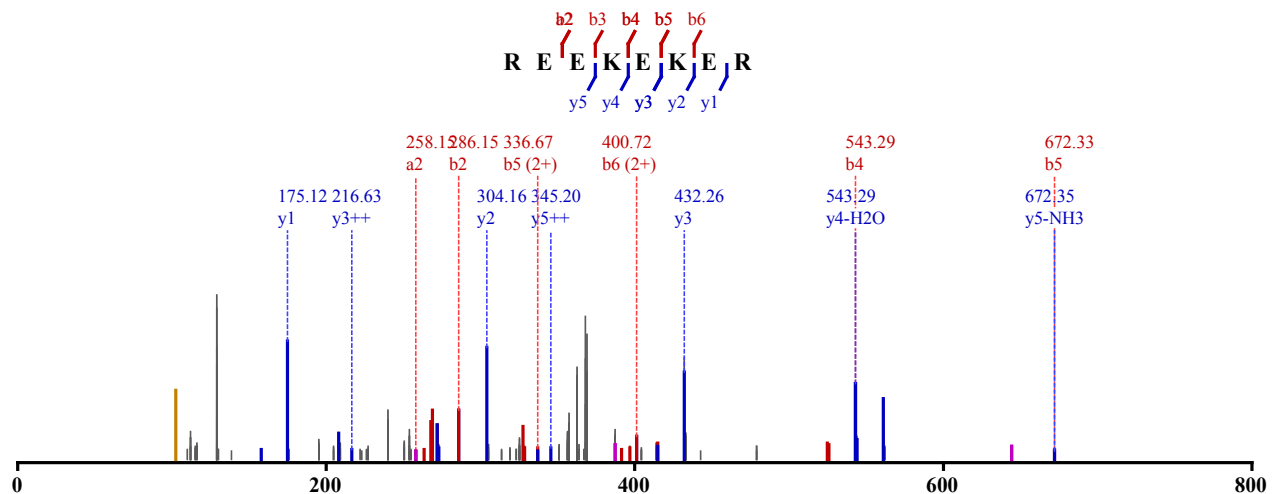
Identified in MSS263 with qvalue 0.01

Charge: 2, Exp. m/z: 552.294, Calc. m/z: 552.292

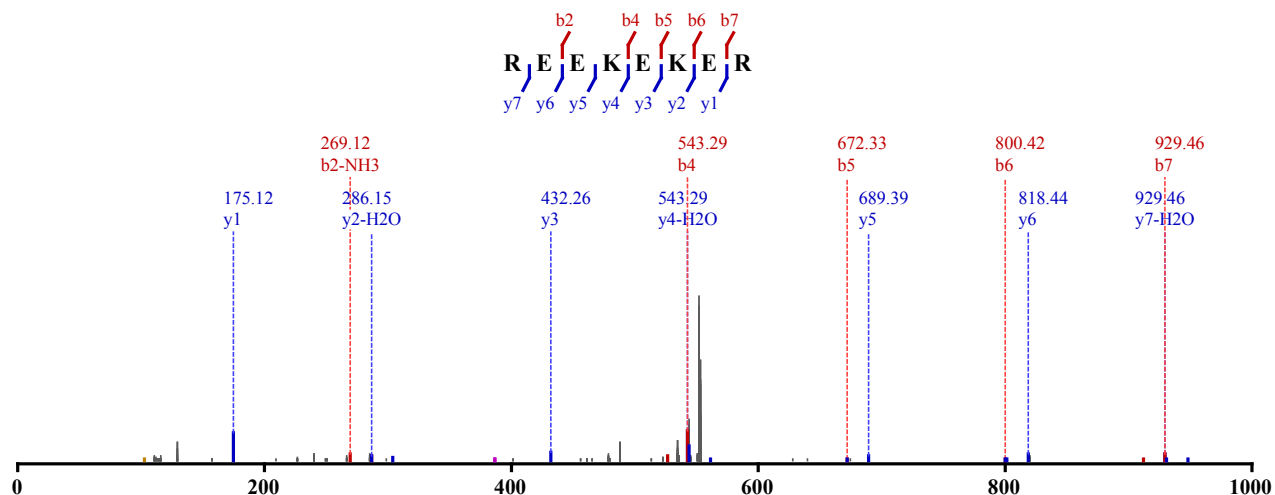
Data File: HeLa_ArgC-AspN_CID_3, Scans: 1181 - 1181



Not Modified
 Identified in MSS270 with qvalue 0.00
 Charge: 3, Exp. m/z: 368.532, Calc. m/z: 368.531
 Data File: HeLa_ArgC-AspN_HCD_1, Scans: 6942 - 6942

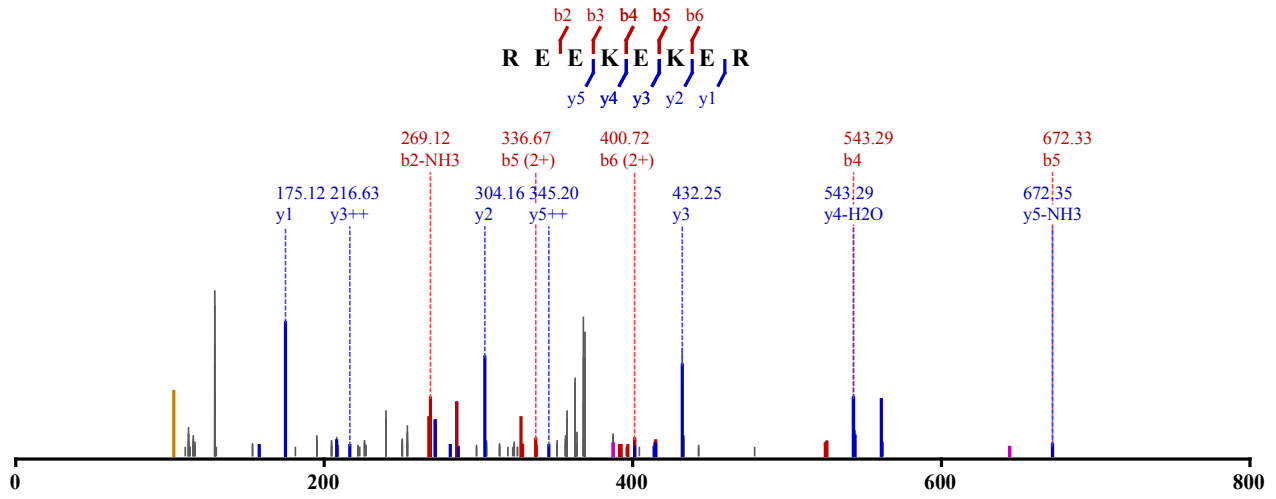


Not Modified
 Identified in MSS270 with qvalue 0.00
 Charge: 2, Exp. m/z: 552.294, Calc. m/z: 552.292
 Data File: HeLa_ArgC-AspN_HCD_1, Scans: 6952 - 6952



Not Modified
 Identified in MSS270 with qvalue 0.00
 Charge: 3, Exp. m/z: 368.532, Calc. m/z: 368.531

Data File: HeLa_ArgC-AspN_HCD_2, Scans: 6996 - 6996

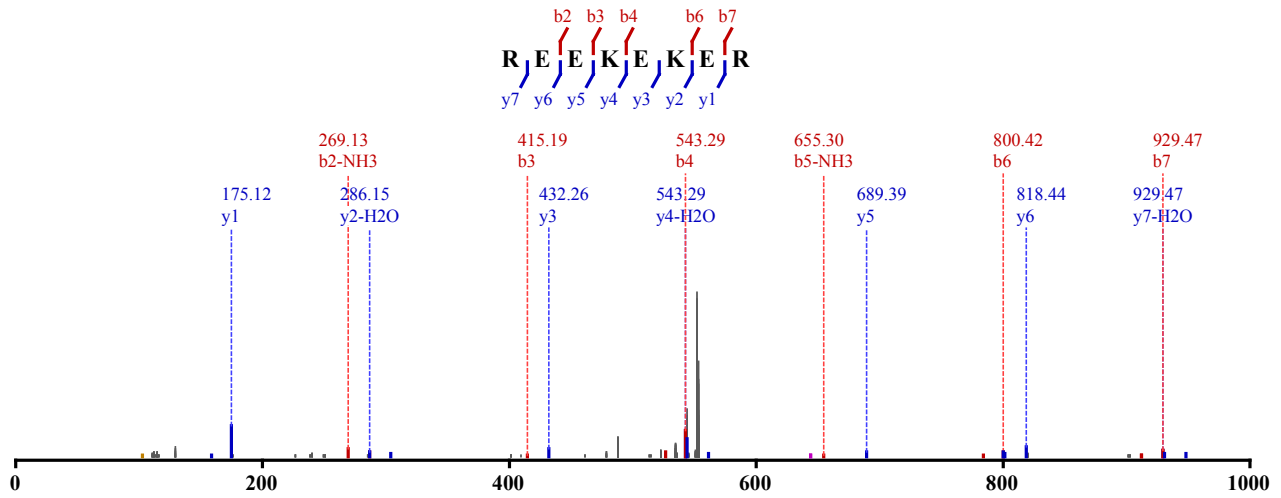


Not Modified

Identified in MSS270 with qvalue 0.00

Charge: 2, Exp. m/z: 552.294, Calc. m/z: 552.292

Data File: HeLa_ArgC-AspN_HCD_2, Scans: 7001 - 7001

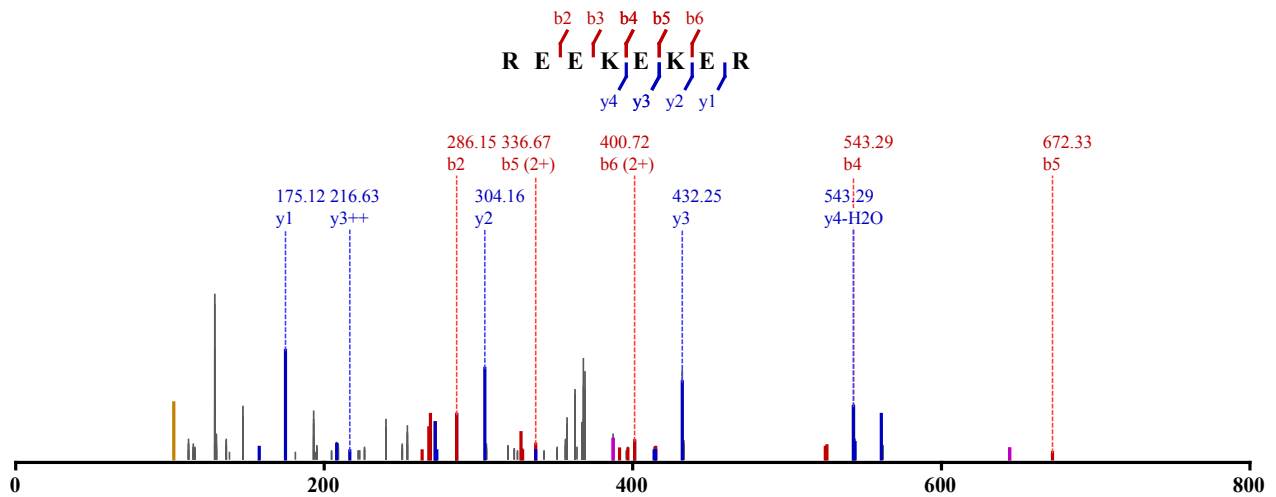


Not Modified

Identified in MSS270 with qvalue 0.00

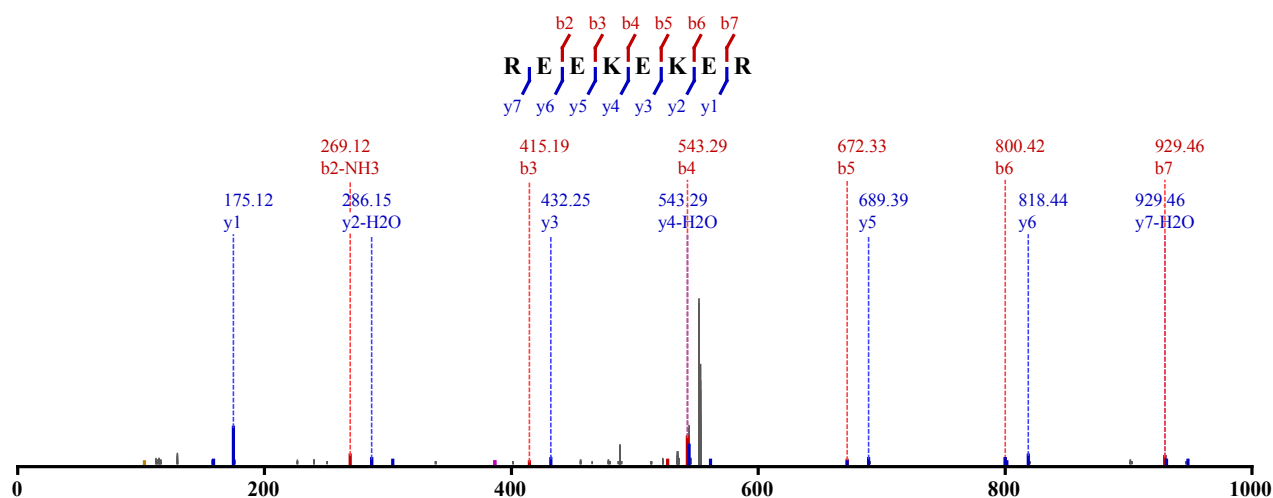
Charge: 3, Exp. m/z: 368.532, Calc. m/z: 368.531

Data File: HeLa_ArgC-AspN_HCD_3, Scans: 5622 - 5622

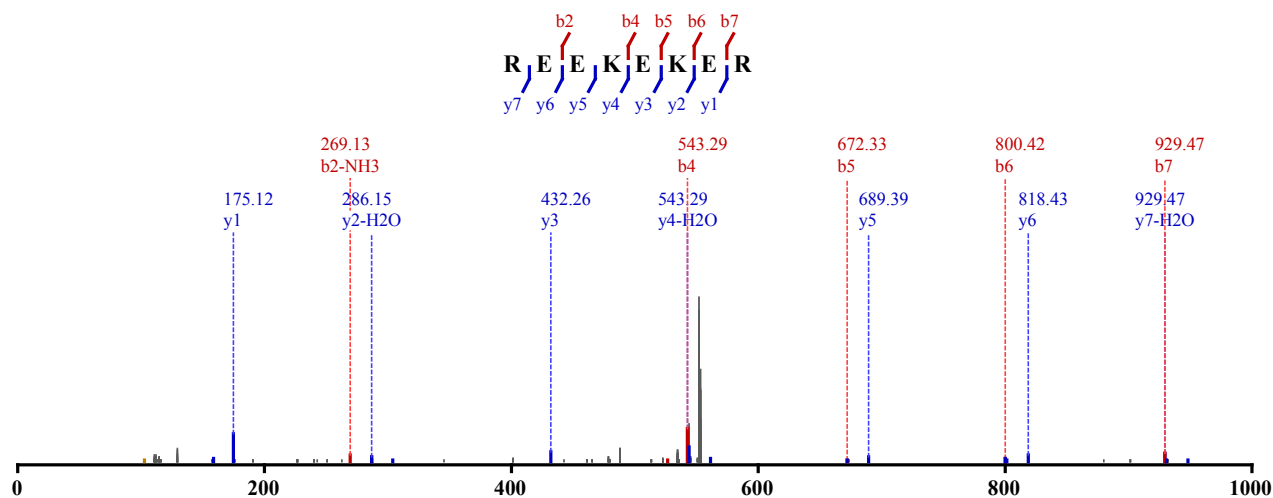


Not Modified

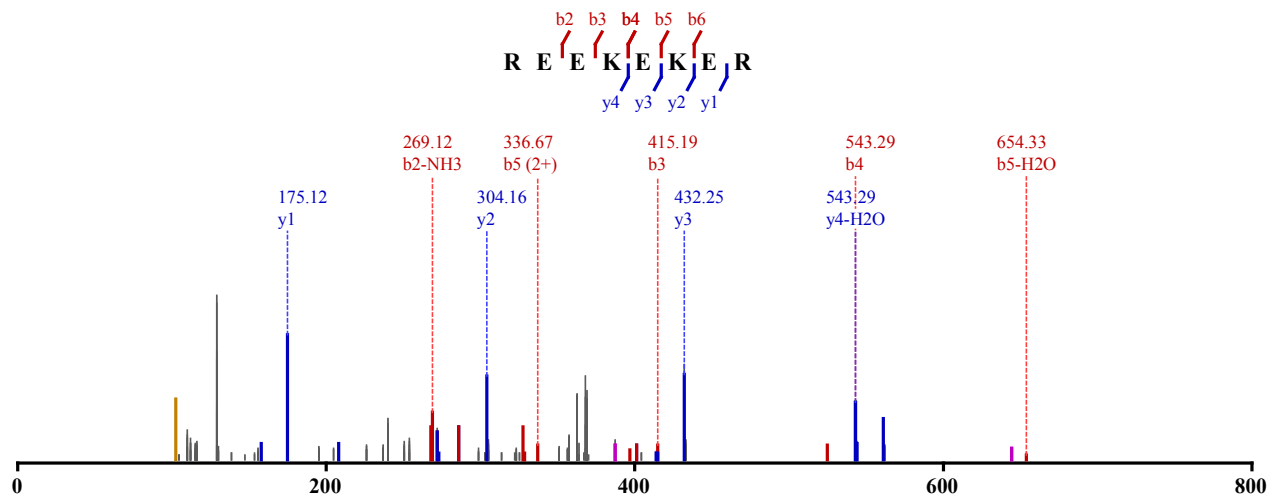
Identified in MSS270 with qvalue 0.00
 Charge: 2, Exp. m/z: 552.294, Calc. m/z: 552.292
 Data File: HeLa_ArgC-AspN_HCD_3, Scans: 5624 - 5624

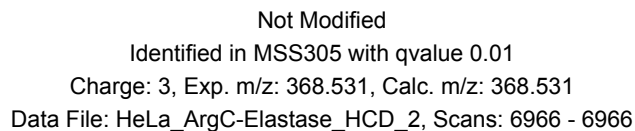
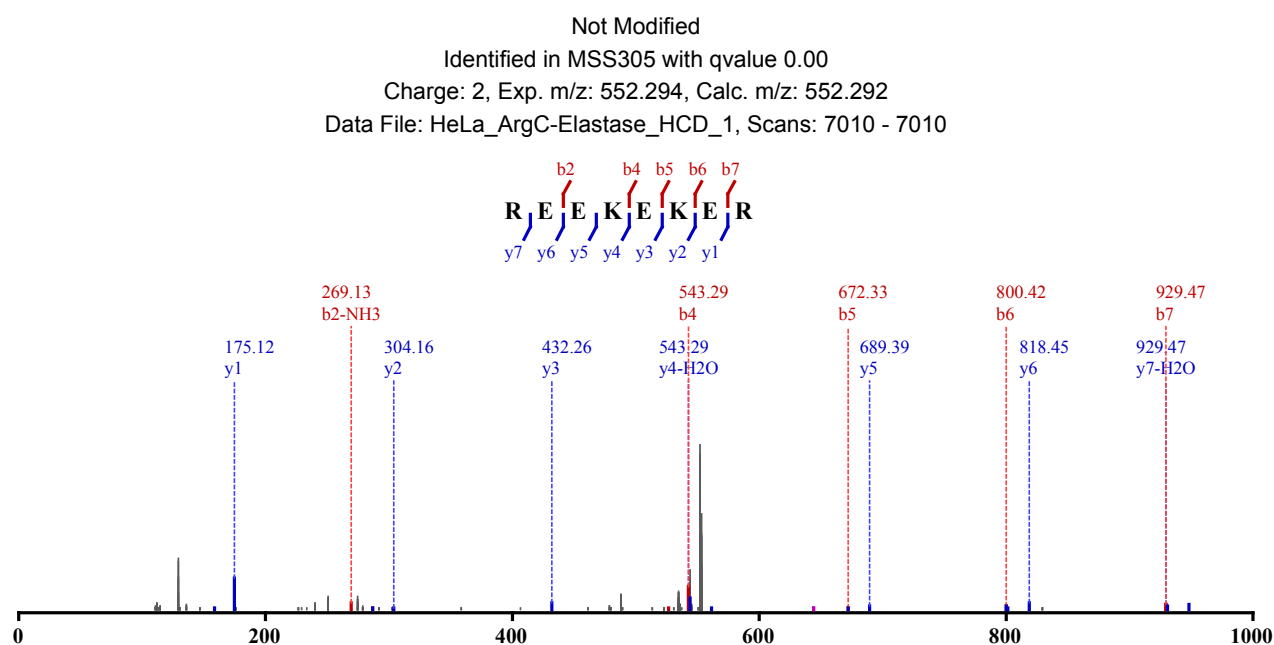
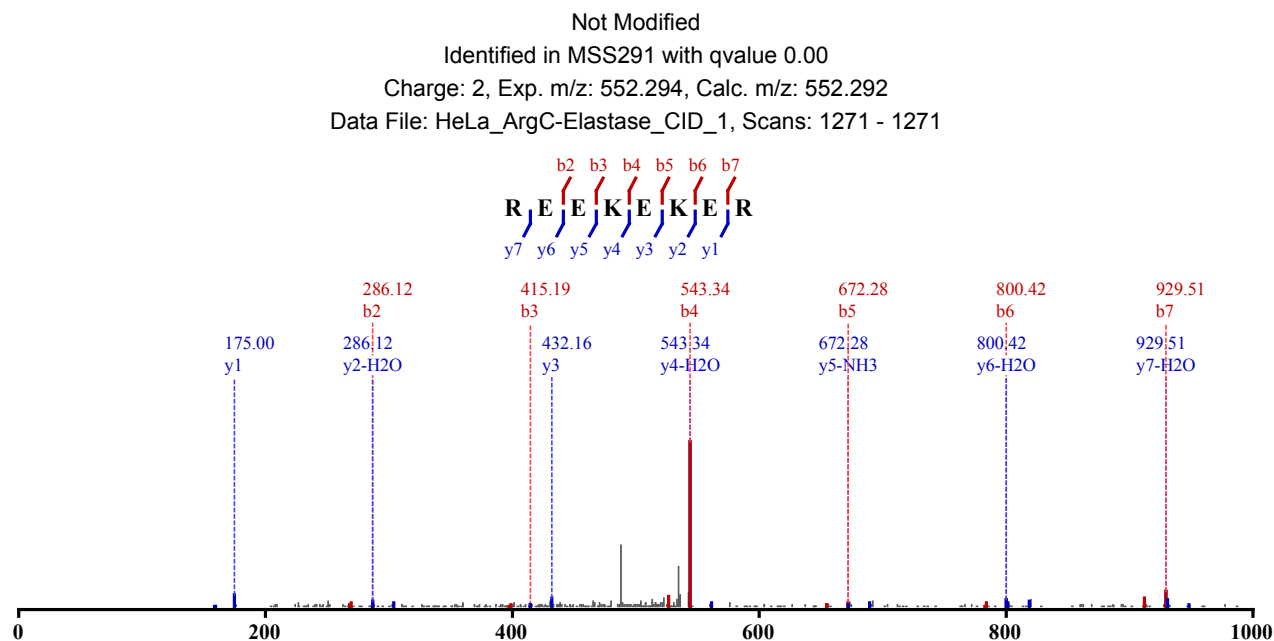


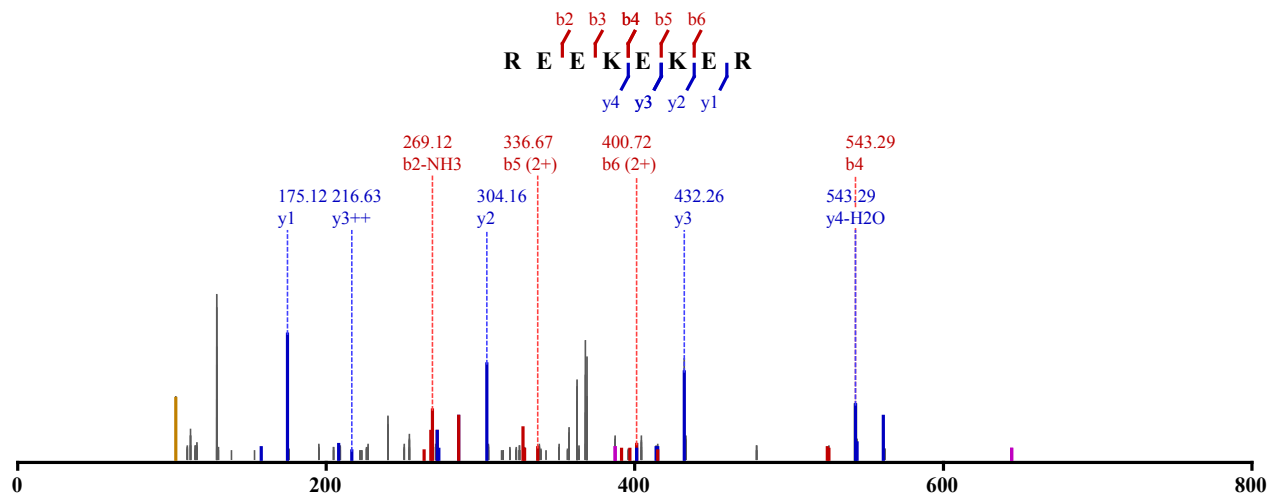
Not Modified
 Identified in MSS271 with qvalue 0.00
 Charge: 2, Exp. m/z: 552.294, Calc. m/z: 552.292
 Data File: HeLa_ArgC-Chytry_HCD_1, Scans: 6912 - 6912



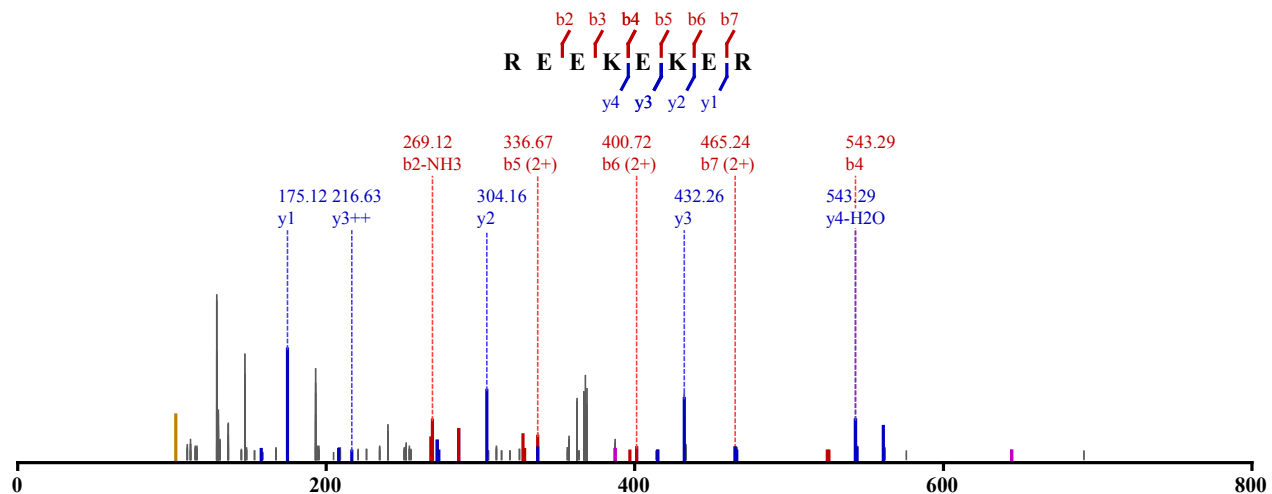
Not Modified
 Identified in MSS271 with qvalue 0.00
 Charge: 3, Exp. m/z: 368.532, Calc. m/z: 368.531
 Data File: HeLa_ArgC-Chytry_HCD_2, Scans: 6889 - 6889



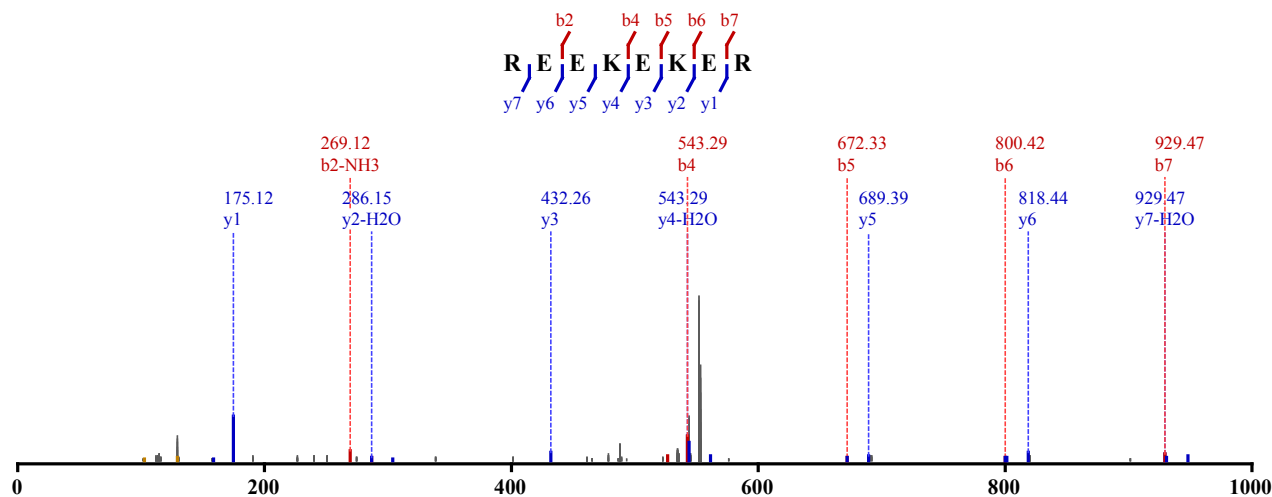




Not Modified
 Identified in MSS305 with qvalue 0.00
 Charge: 3, Exp. m/z: 368.532, Calc. m/z: 368.531
 Data File: HeLa_ArgC-Elastase_HCD_3, Scans: 5679 - 5679

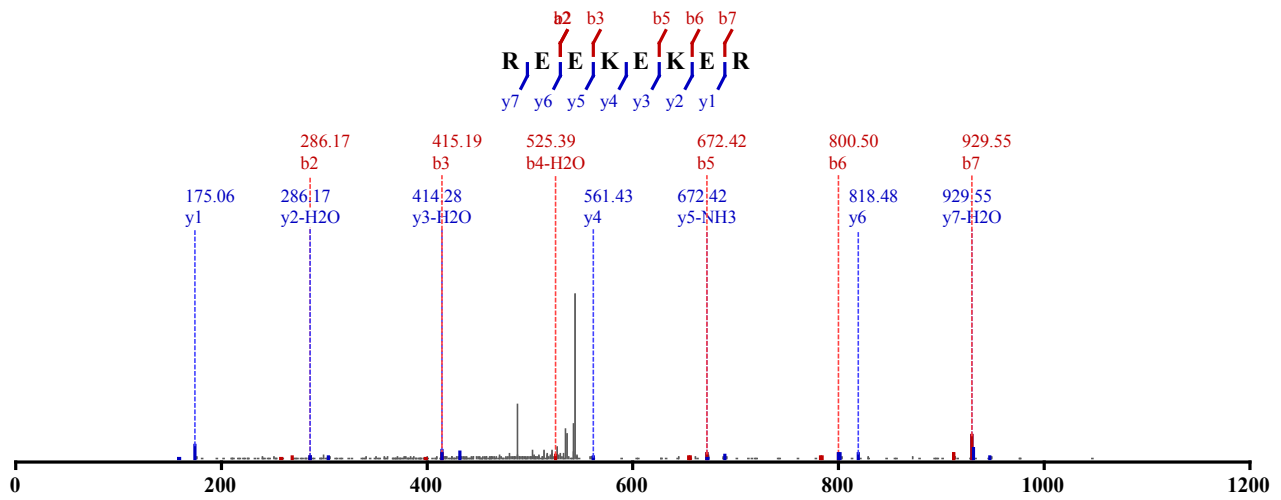


Not Modified
 Identified in MSS305 with qvalue 0.00
 Charge: 2, Exp. m/z: 552.294, Calc. m/z: 552.292
 Data File: HeLa_ArgC-Elastase_HCD_3, Scans: 5683 - 5683



Not Modified
 Identified in MSS416 with qvalue 0.00
 Charge: 2, Exp. m/z: 552.294, Calc. m/z: 552.292

Data File: HeLa_ArgC-Chytry_CID-ETD_1, Scans: 1362 - 1362

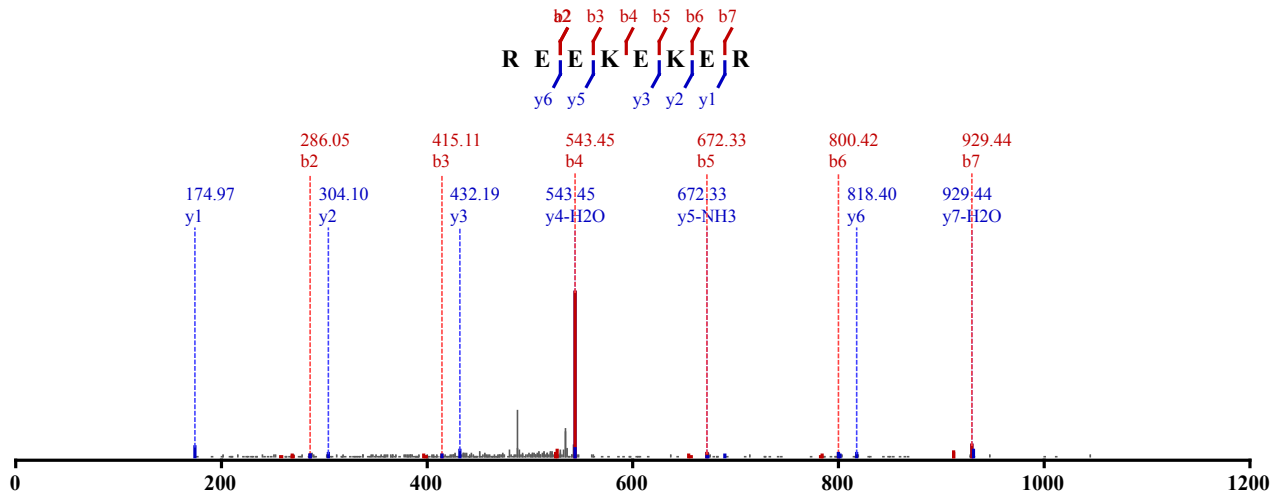


Not Modified

Identified in MSS417 with qvalue 0.00

Charge: 2, Exp. m/z: 552.294, Calc. m/z: 552.292

Data File: HeLa_ArgC-Elastase_CID-ETD_1, Scans: 1466 - 1466

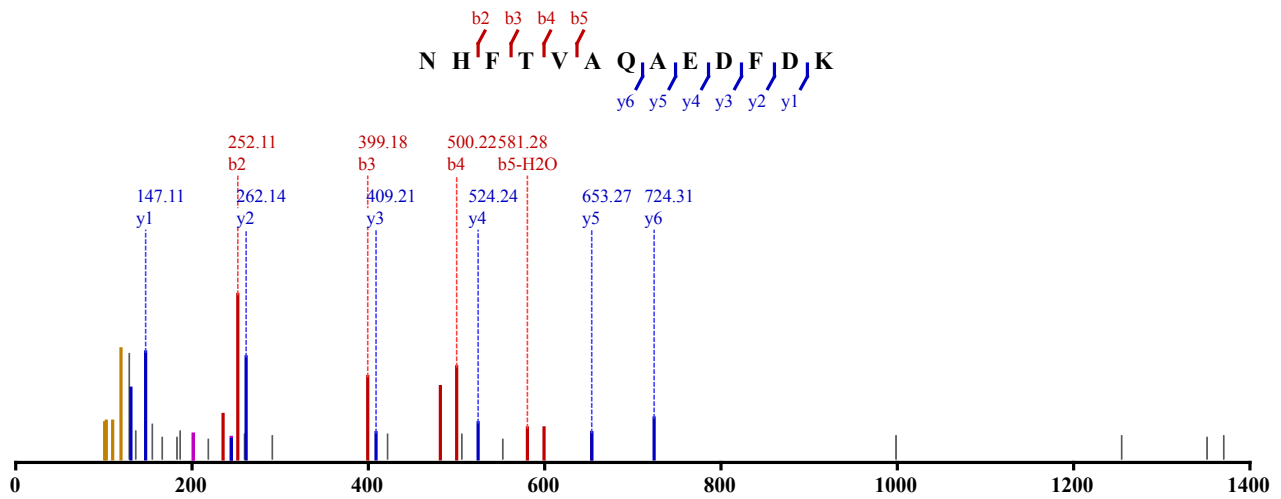


Not Modified

Identified in MSS485 with qvalue 0.00

Charge: 3, Exp. m/z: 507.904, Calc. m/z: 507.904

Data File: HeLa_LysC_pH4_HCD_3, Scans: 23829 - 23829

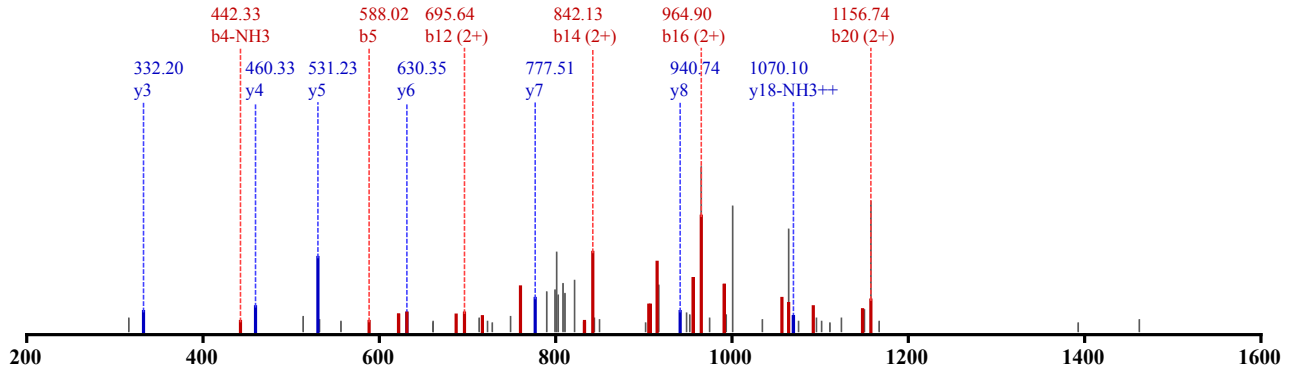


Not Modified

Identified in MSS480 with qvalue 0.00

Charge: 3, Exp. m/z: 820.347, Calc. m/z: 820.347

Data File: HeLa_try_pH2_CID_3xload_2, Scans: 13983 - 13983

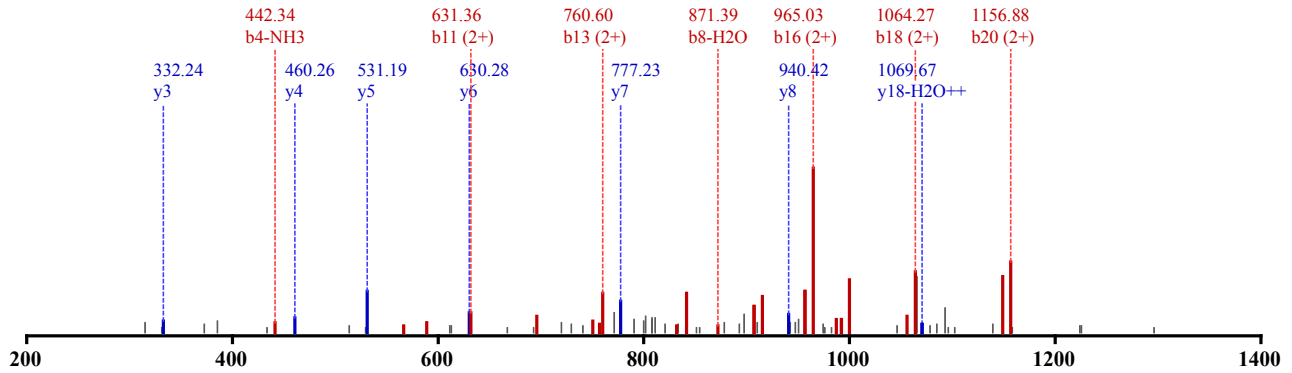
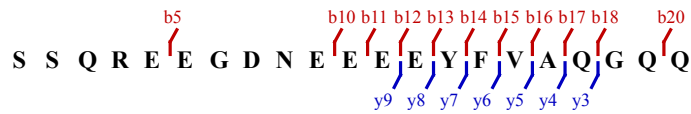


Not Modified

Identified in MSS480 with qvalue 0.00

Charge: 3, Exp. m/z: 820.347, Calc. m/z: 820.347

Data File: HeLa_try_pH2_CID_3xload_3, Scans: 15745 - 15745

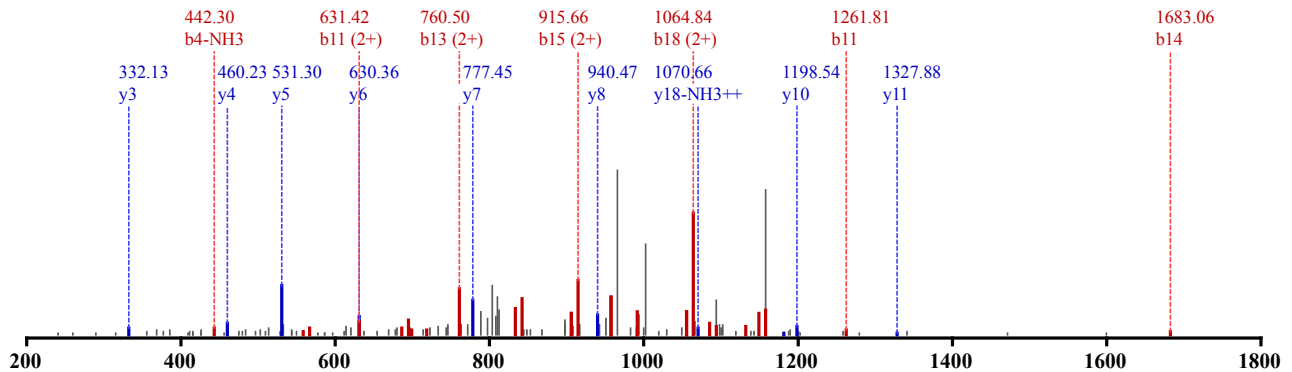
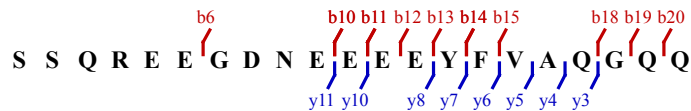


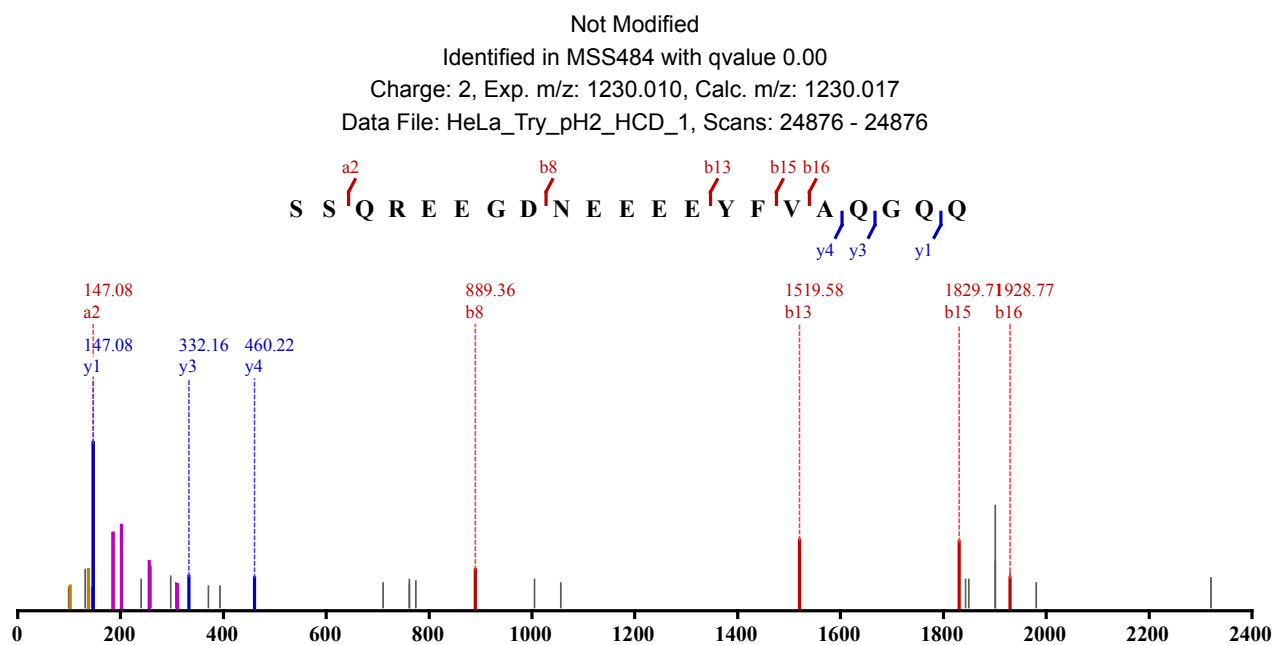
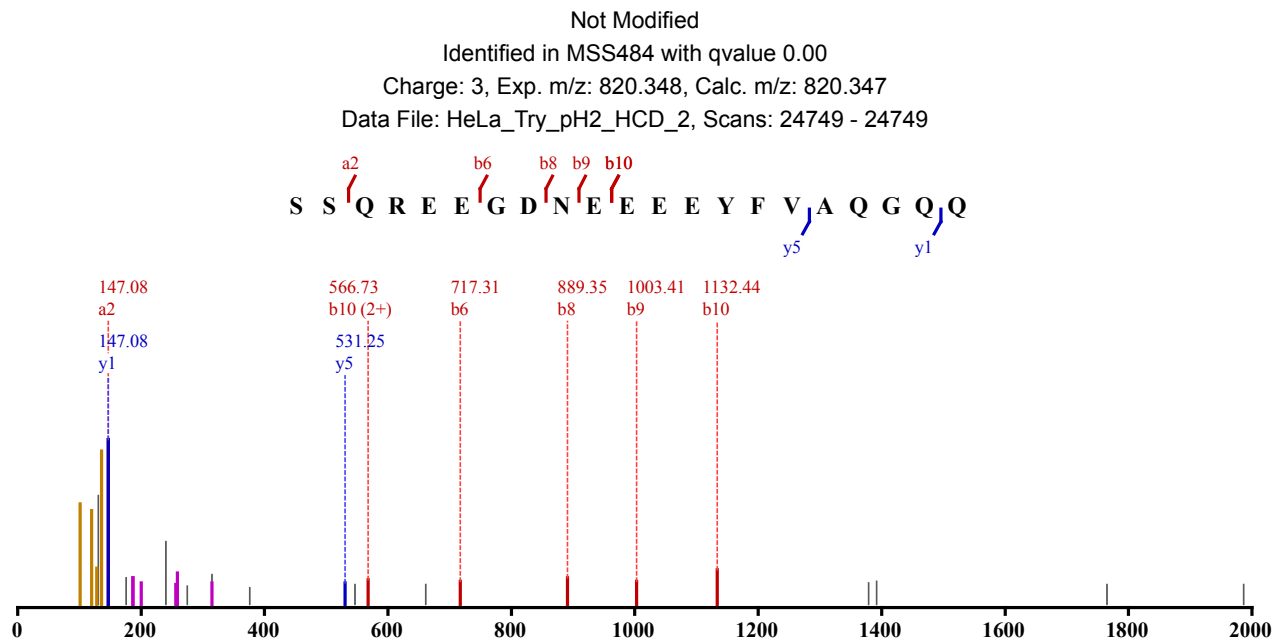
Not Modified

Identified in MSS480 with qvalue 0.00

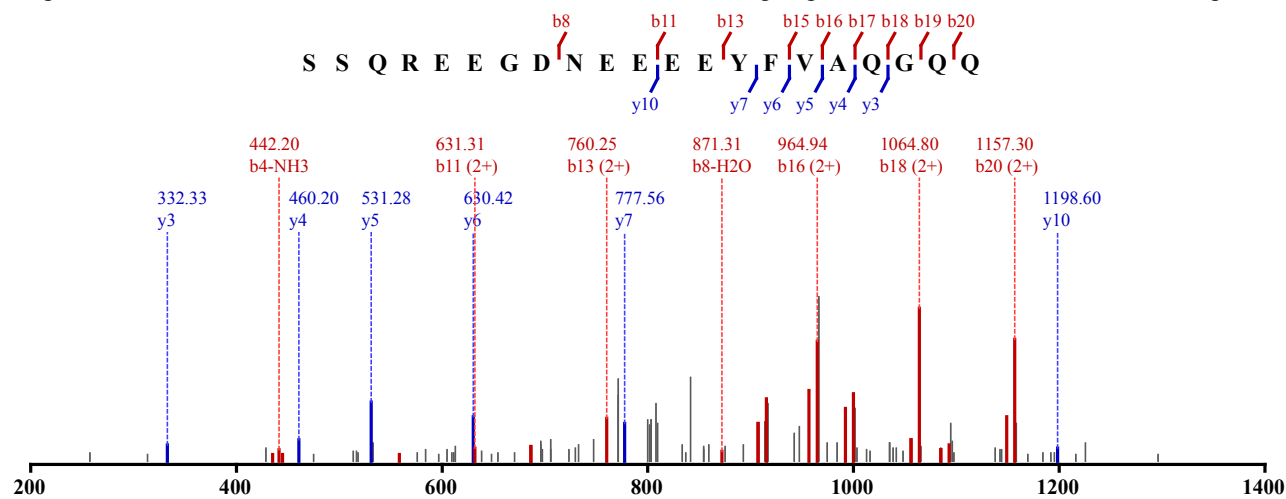
Charge: 3, Exp. m/z: 820.347, Calc. m/z: 820.347

Data File: HeLa_try_pH2_CID_3xload, Scans: 13637 - 13637

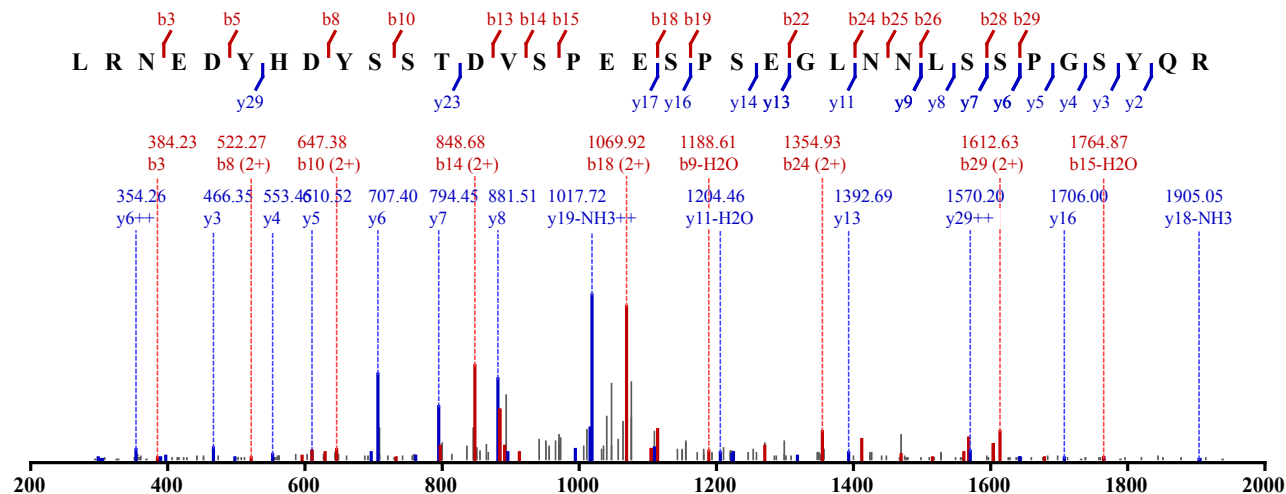




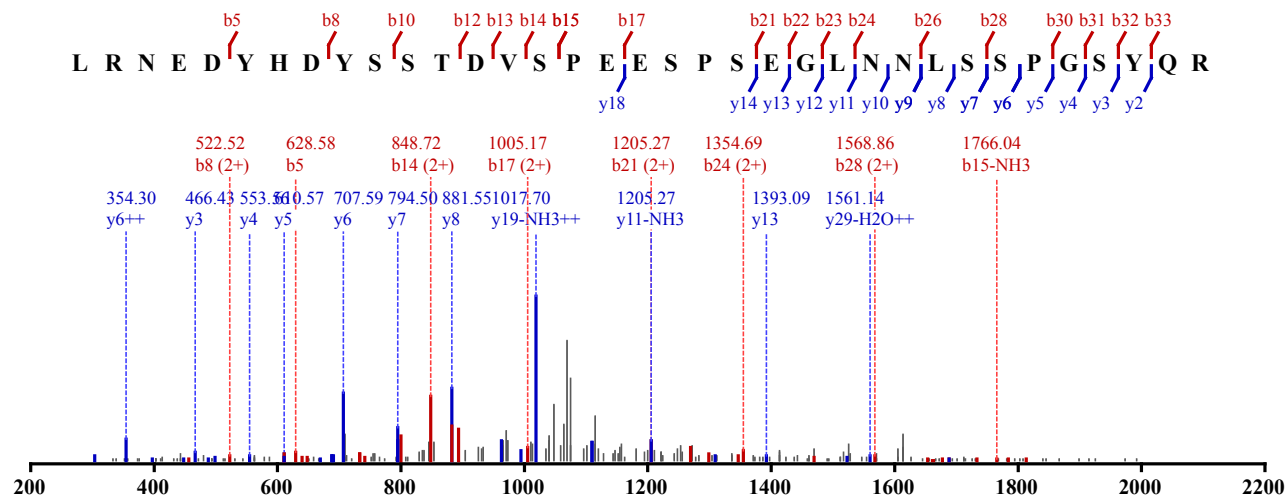
Not Modified
 Identified in MSS488 with qvalue 0.00
 Charge: 3, Exp. m/z: 820.344, Calc. m/z: 820.347
 Data File: HeLa_chy-try_pH2_CID_3xload_2, Scans: 14932 - 14932



Not Modified
 Identified in MSS480 with qvalue 0.00
 Charge: 4, Exp. m/z: 983.190, Calc. m/z: 983.190
 Data File: HeLa_try_pH3_CID_3xload, Scans: 23658 - 23658

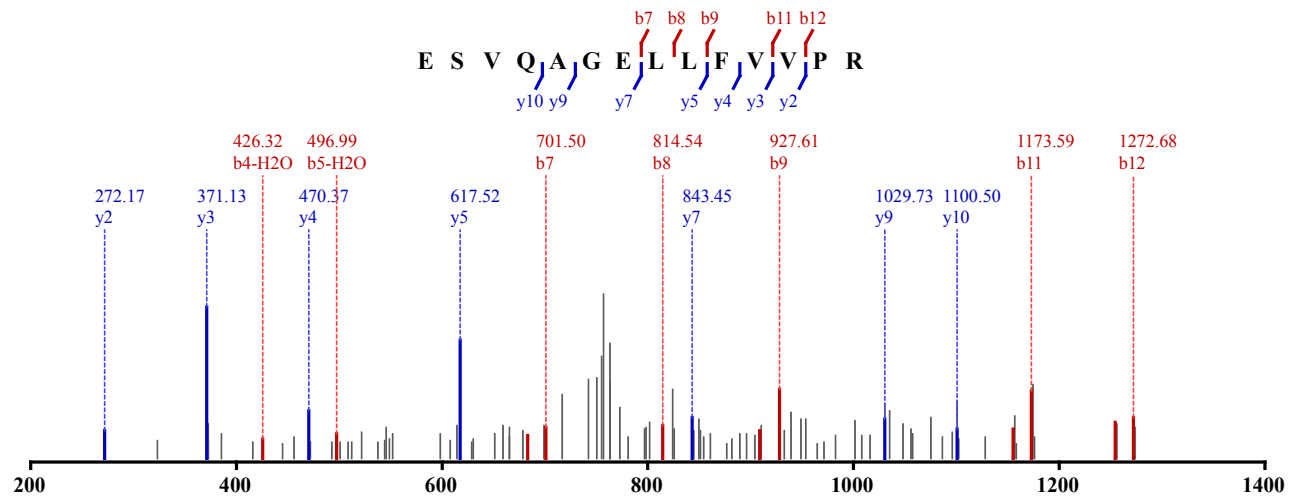


Not Modified
 Identified in MSS480 with qvalue 0.00
 Charge: 4, Exp. m/z: 983.438, Calc. m/z: 983.190
 Data File: HeLa_try_pH3_CID_3xload, Scans: 23675 - 23675



Not Modified
 Identified in MSS480 with qvalue 0.00
 Charge: 2, Exp. m/z: 772.930, Calc. m/z: 772.427

Data File: HeLa_try_pH5_CID_3xload_2, Scans: 43056 - 43056

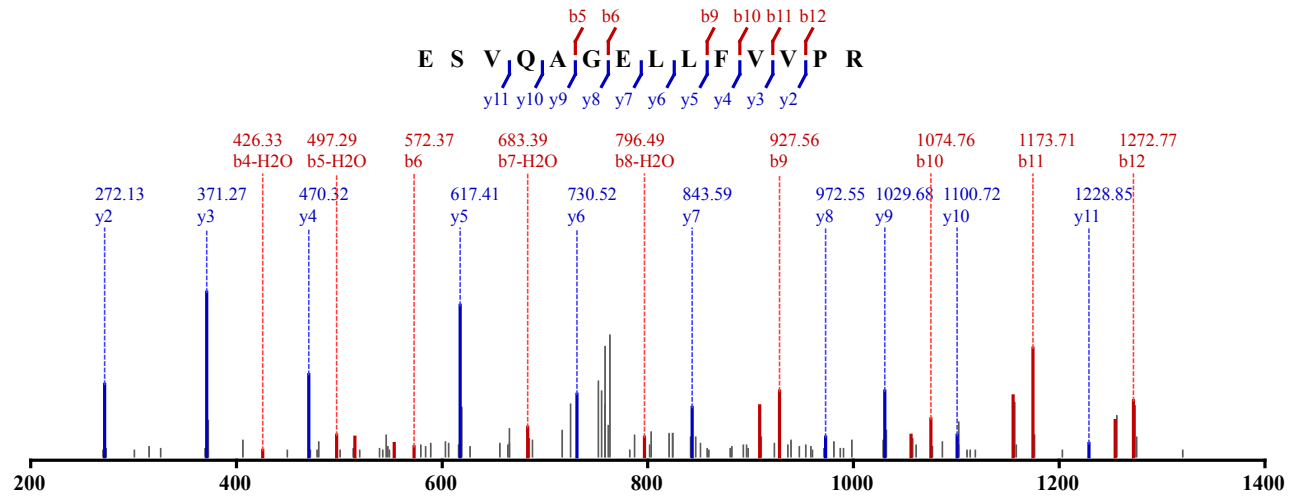


Not Modified

Identified in MSS480 with qvalue 0.00

Charge: 2, Exp. m/z: 772.429, Calc. m/z: 772.427

Data File: HeLa_try_pH5_CID_3xload, Scans: 39968 - 39968

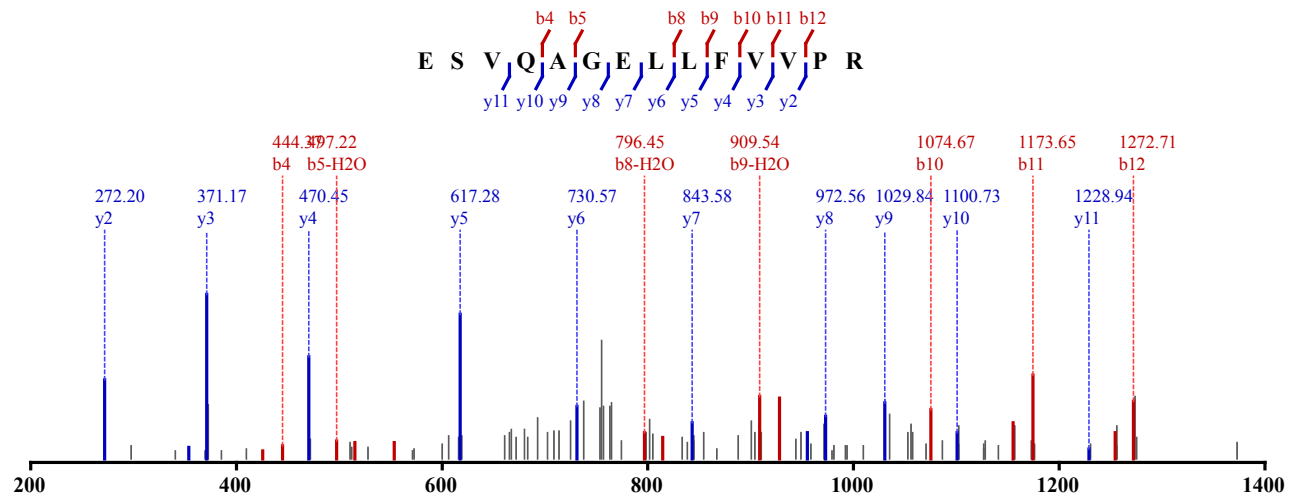


Not Modified

Identified in MSS480 with qvalue 0.00

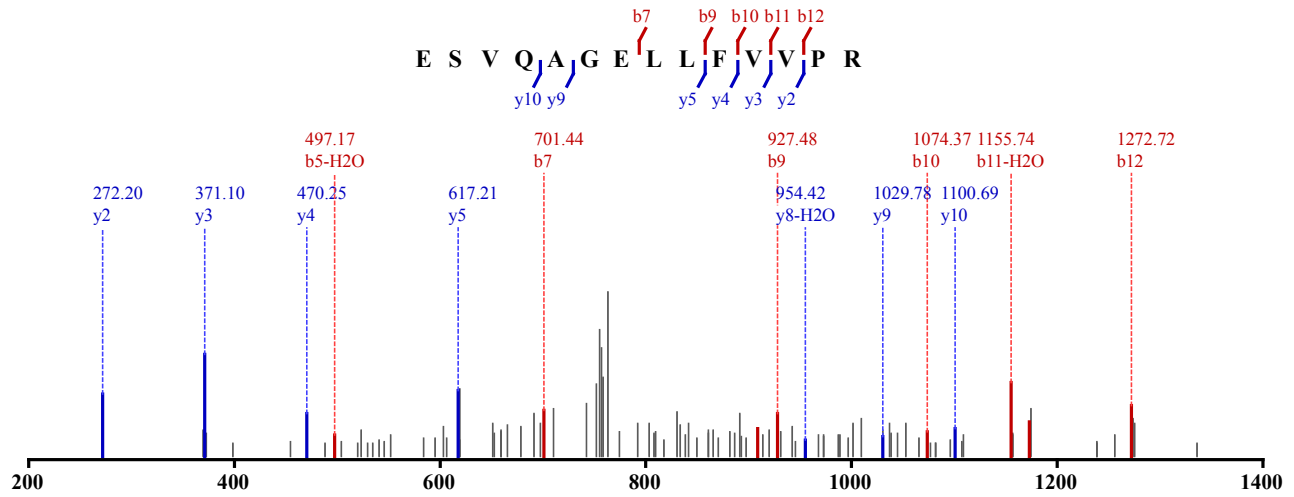
Charge: 2, Exp. m/z: 772.429, Calc. m/z: 772.427

Data File: HeLa_try_pH6_CID_3xload_2, Scans: 47838 - 47838

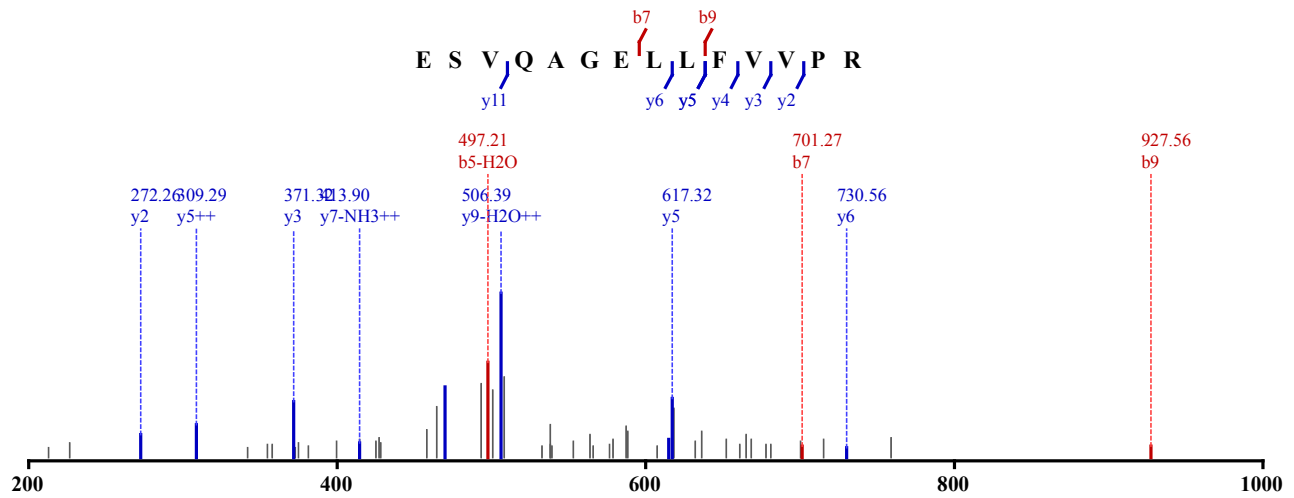


Not Modified

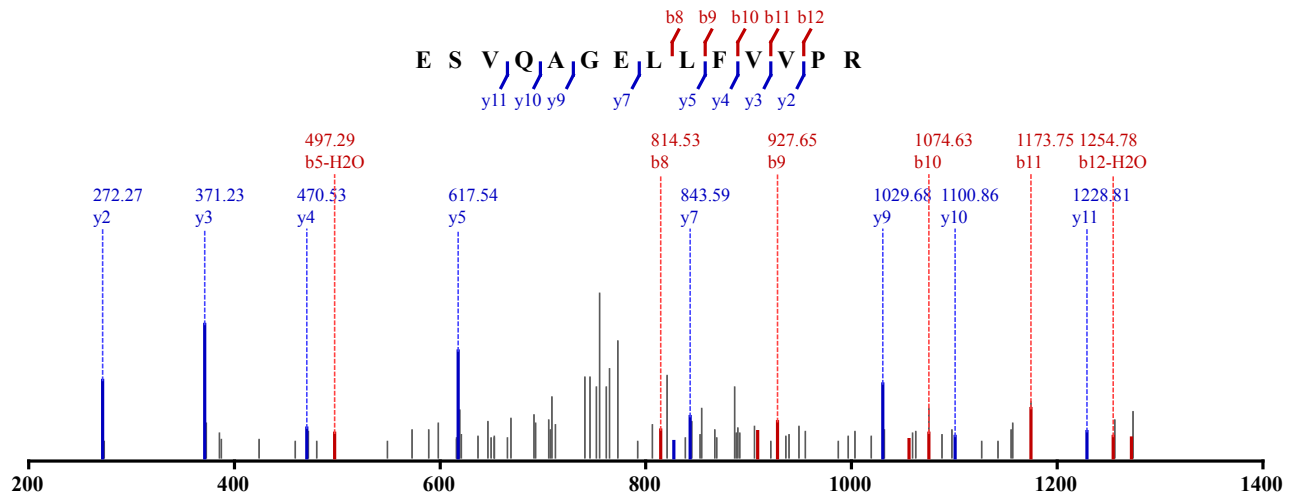
Identified in MSS480 with qvalue 0.00
 Charge: 2, Exp. m/z: 772.930, Calc. m/z: 772.427
 Data File: HeLa_try_pH6_CID_3xload_2, Scans: 47894 - 47894



Not Modified
 Identified in MSS480 with qvalue 0.00
 Charge: 3, Exp. m/z: 515.287, Calc. m/z: 515.287
 Data File: HeLa_try_pH6_CID_3xload_3, Scans: 49800 - 49800



Not Modified
 Identified in MSS480 with qvalue 0.00
 Charge: 2, Exp. m/z: 772.930, Calc. m/z: 772.427
 Data File: HeLa_try_pH8_CID_3xload_2, Scans: 49996 - 49996

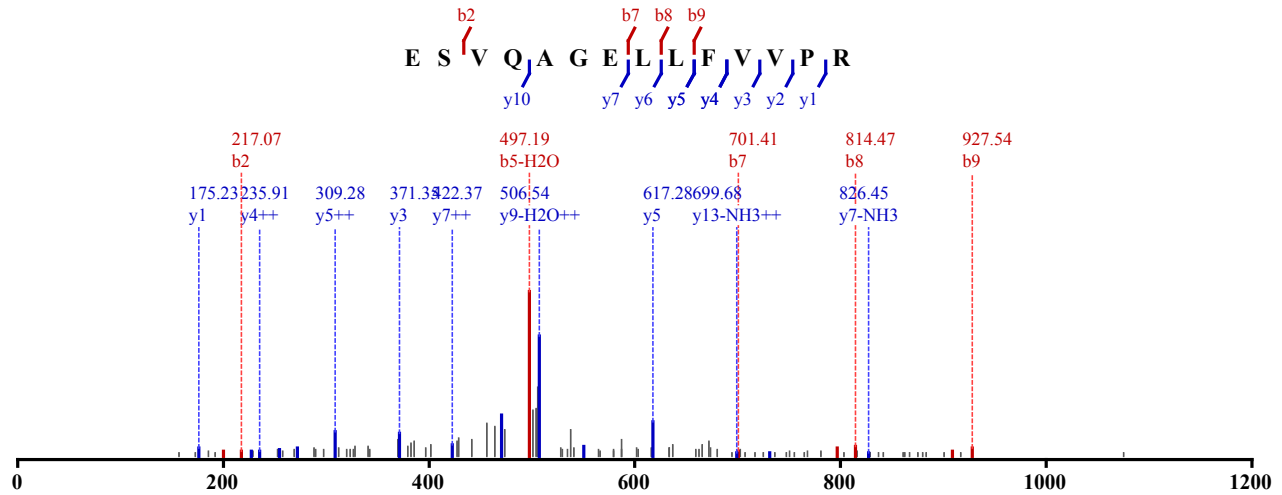


Not Modified

Identified in MSS480 with qvalue 0.00

Charge: 3, Exp. m/z: 515.286, Calc. m/z: 515.287

Data File: HeLa_try_pH8_CID_3xload_3, Scans: 59814 - 59814

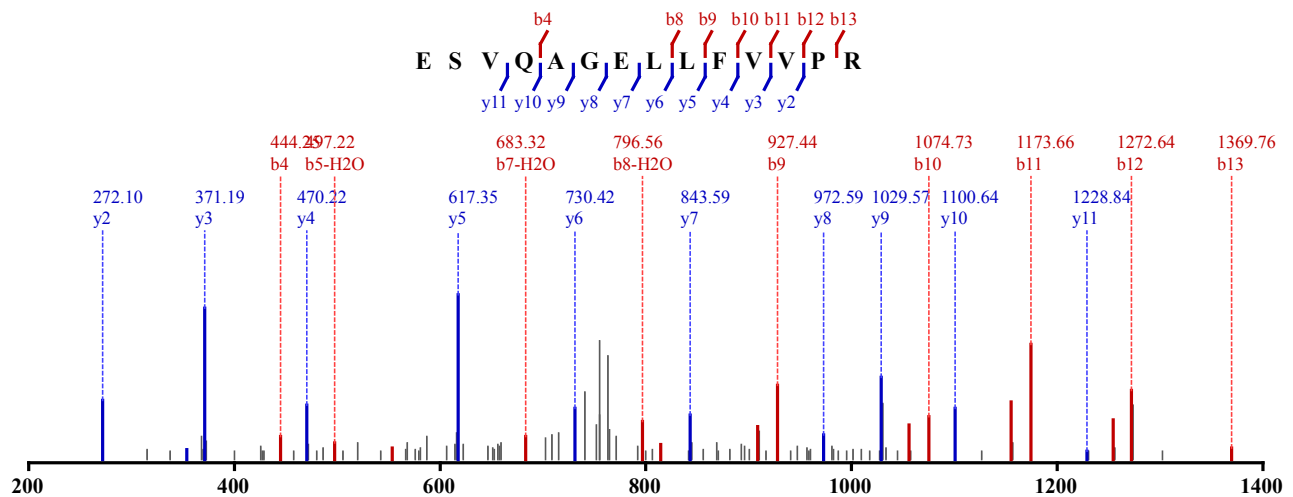


Not Modified

Identified in MSS480 with qvalue 0.00

Charge: 2, Exp. m/z: 772.429, Calc. m/z: 772.427

Data File: HeLa_try_pH8_CID_3xload_3, Scans: 59818 - 59818

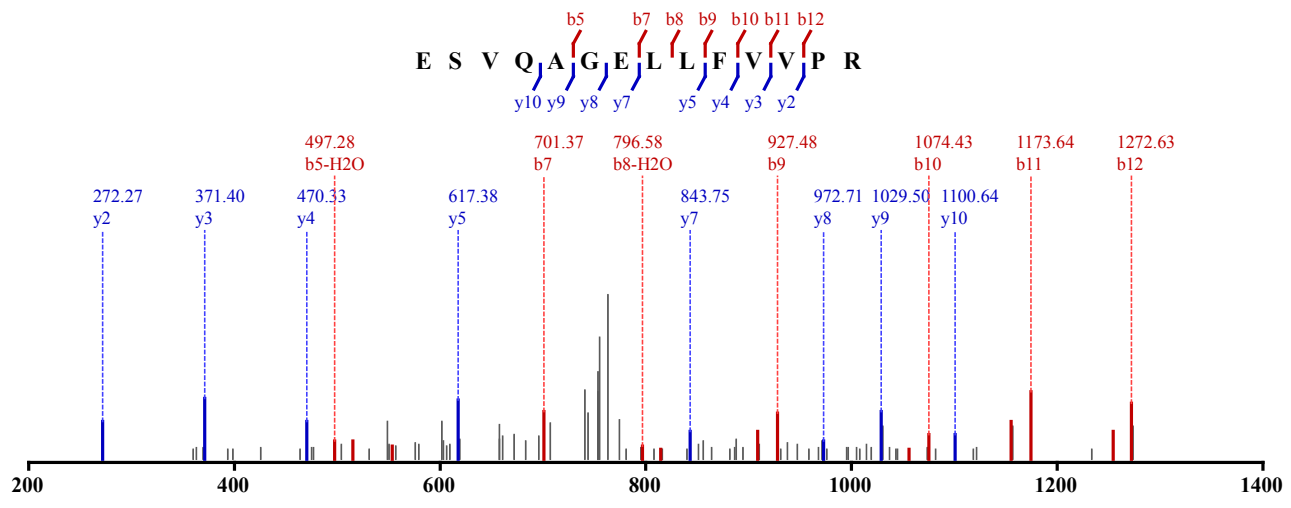


Not Modified

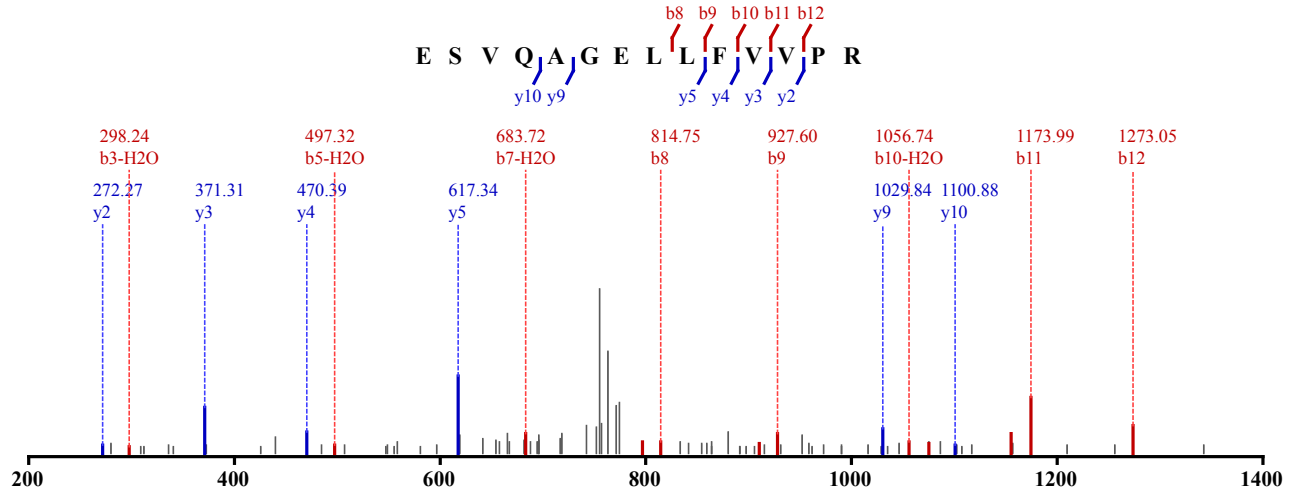
Identified in MSS480 with qvalue 0.00

Charge: 2, Exp. m/z: 772.428, Calc. m/z: 772.427

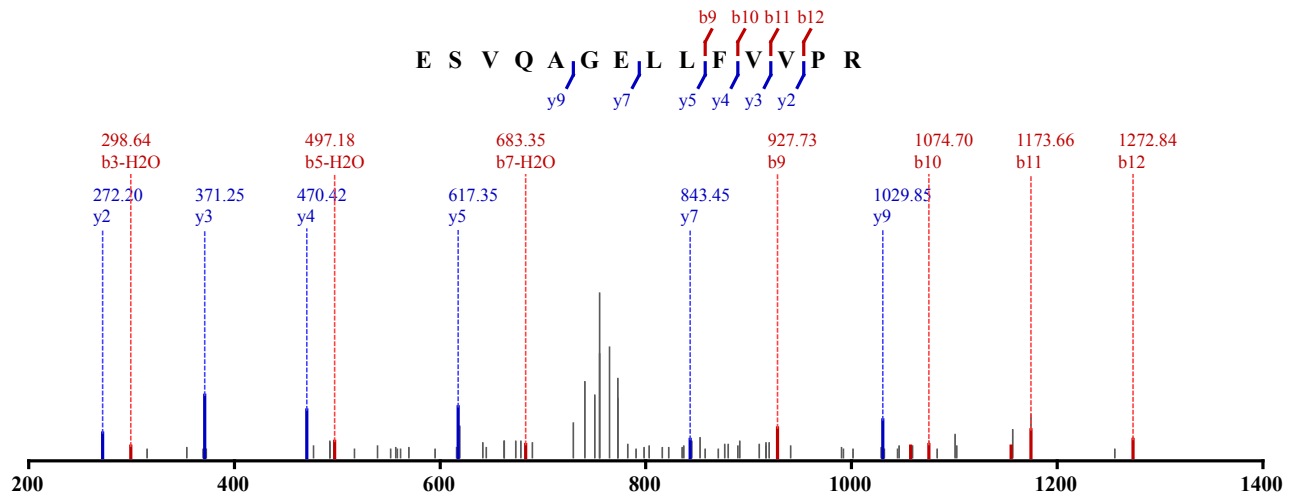
Data File: HeLa_try_pH8_CID_3xload_3, Scans: 59886 - 59886



Not Modified
 Identified in MSS480 with qvalue 0.00
 Charge: 2, Exp. m/z: 772.429, Calc. m/z: 772.427
 Data File: HeLa_try_pH8_CID_3xload, Scans: 47110 - 47110

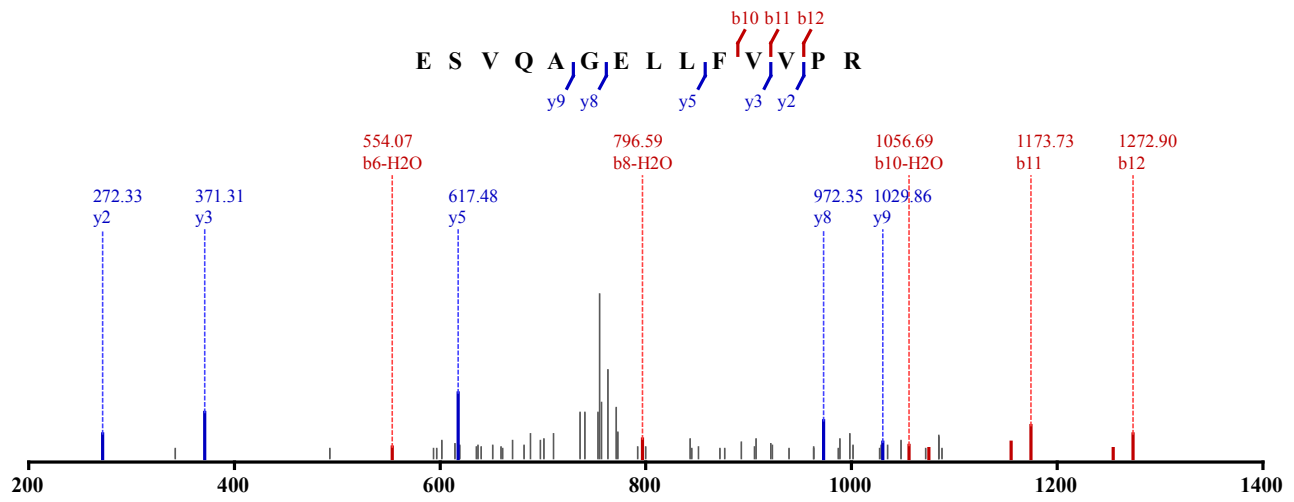


Not Modified
 Identified in MSS480 with qvalue 0.00
 Charge: 2, Exp. m/z: 772.928, Calc. m/z: 772.427
 Data File: HeLa_try_pH8_CID_3xload, Scans: 47155 - 47155

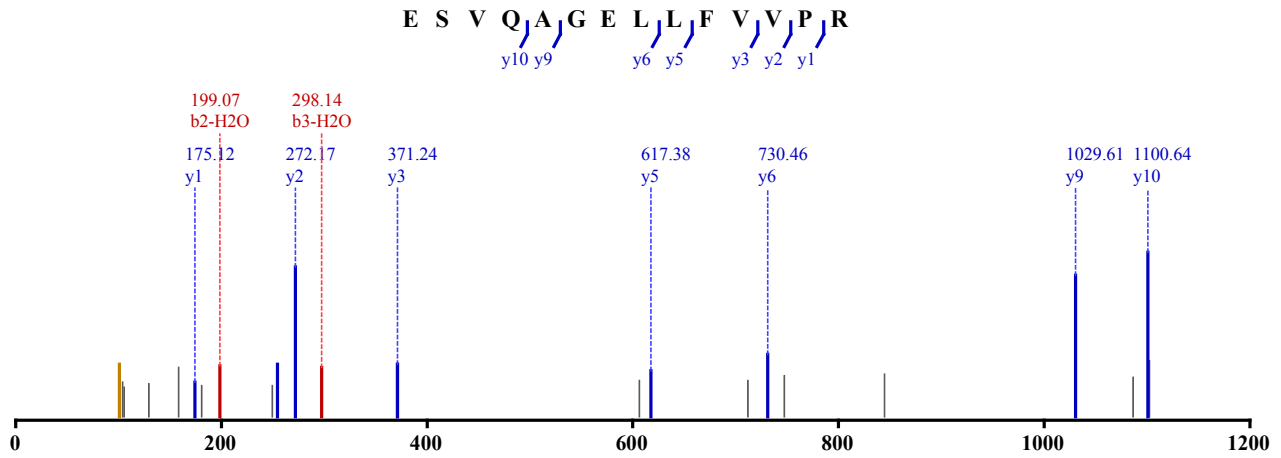


Not Modified
 Identified in MSS480 with qvalue 0.00
 Charge: 2, Exp. m/z: 772.427, Calc. m/z: 772.427

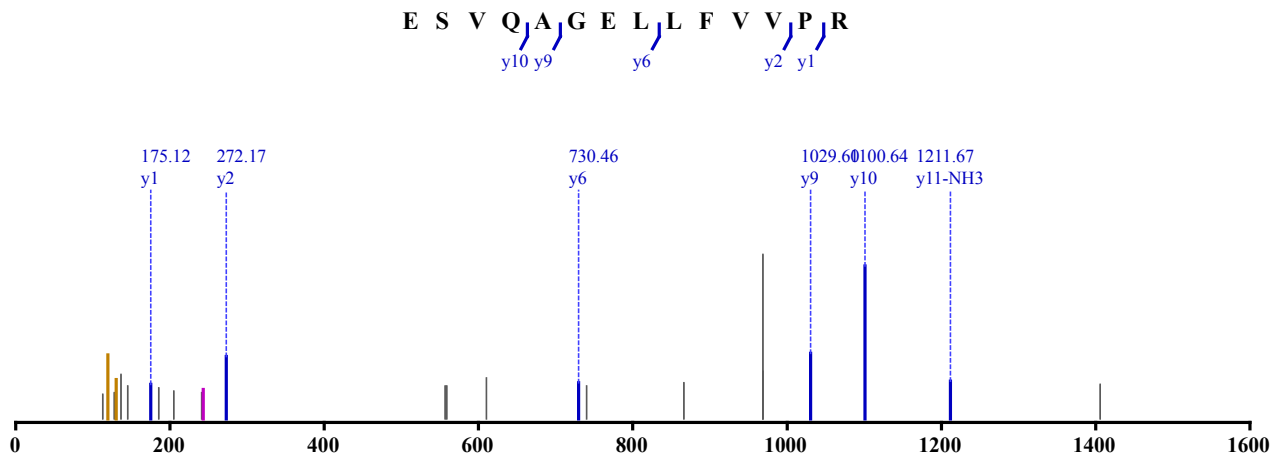
Data File: HeLa_try_pH8_CID_3xload, Scans: 47268 - 47268



Not Modified
 Identified in MSS484 with qvalue 0.00
 Charge: 2, Exp. m/z: 772.427, Calc. m/z: 772.427
 Data File: HeLa_Try_pH6_HCD_1, Scans: 58302 - 58302



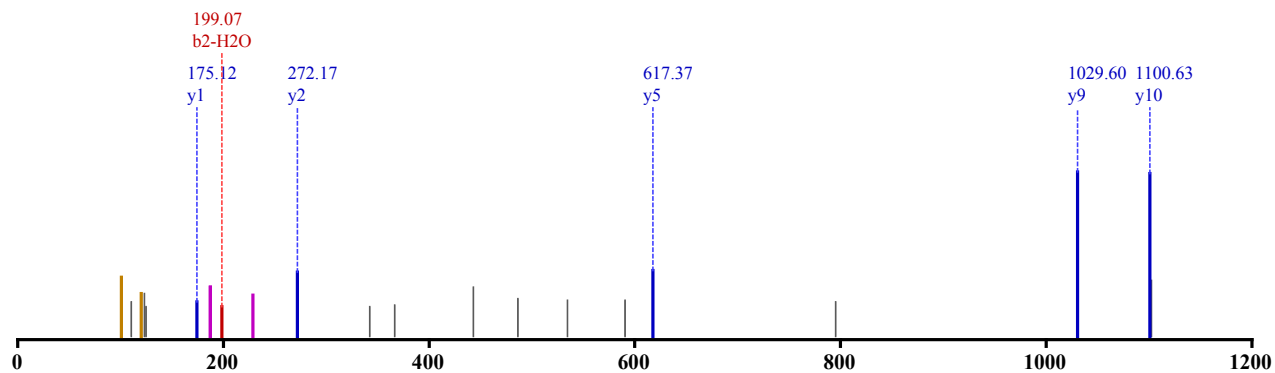
Not Modified
 Identified in MSS484 with qvalue 0.01
 Charge: 2, Exp. m/z: 772.427, Calc. m/z: 772.427
 Data File: HeLa_Try_pH6_HCD_2, Scans: 57187 - 57187



Not Modified

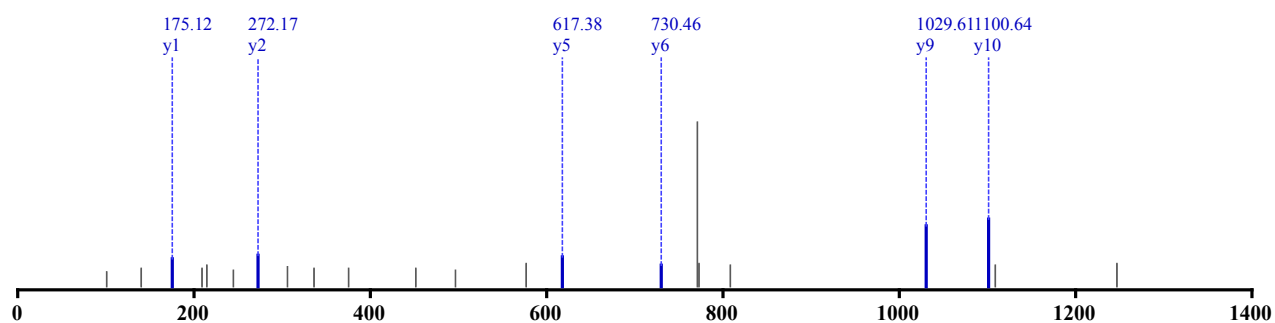
Identified in MSS484 with qvalue 0.00
 Charge: 2, Exp. m/z: 772.429, Calc. m/z: 772.427
 Data File: HeLa_Try_pH6_HCD_3, Scans: 55661 - 55661

E S V Q A G E L L F V V P R
 y10 y9 y5 y2 y1



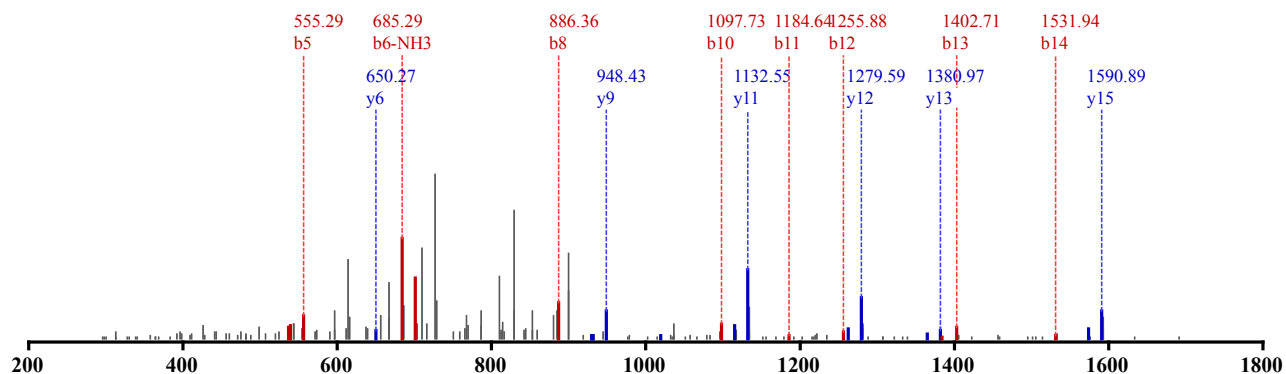
Not Modified
 Identified in MSS484 with qvalue 0.00
 Charge: 2, Exp. m/z: 772.430, Calc. m/z: 772.427
 Data File: HeLa_Try_pH8_HCD_1, Scans: 59444 - 59444

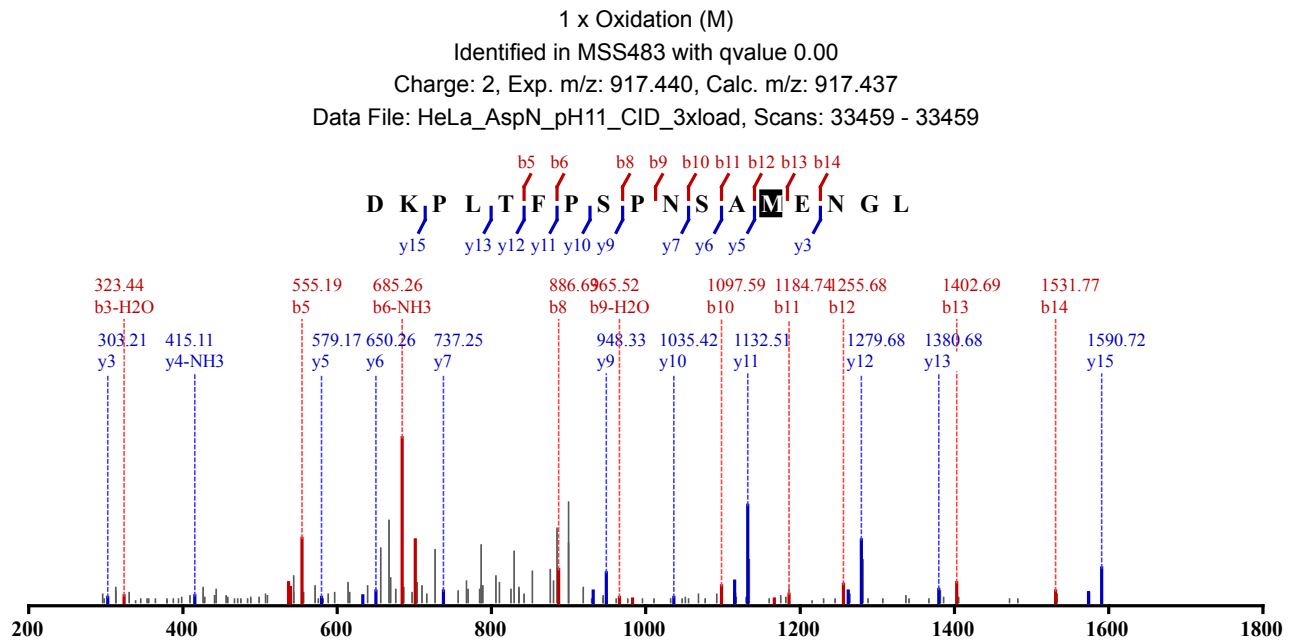
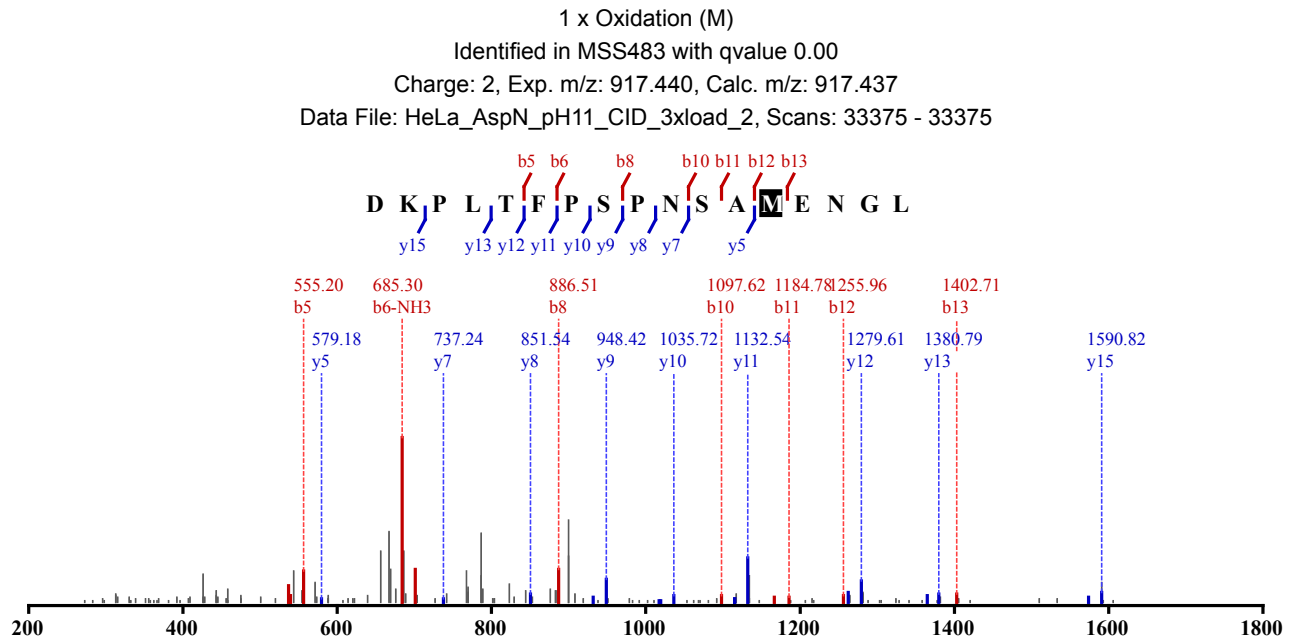
E S V Q A G E L L F V V P R
 y10 y9 y6 y5 y2 y1



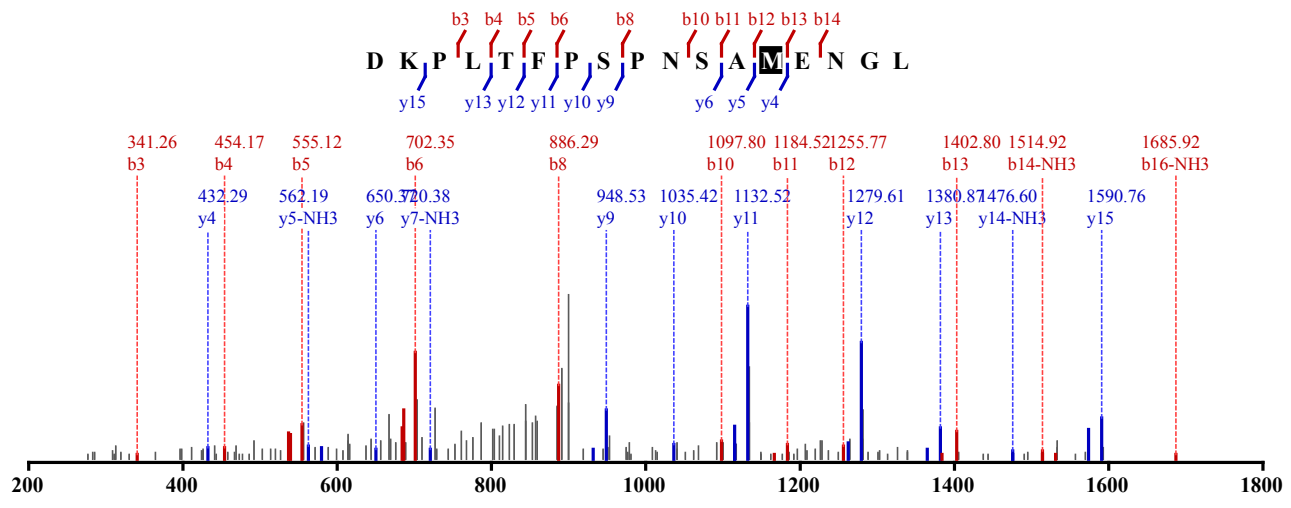
1 x Oxidation (M)
 Identified in MSS483 with qvalue 0.01
 Charge: 2, Exp. m/z: 917.440, Calc. m/z: 917.437
 Data File: HeLa_AspN_pH11_CID_3xload, Scans: 33522 - 33522

D K P L T F P S P N S A M E N G L
 y15 y13 y12 y11 y9 y6 b5 b6 b8 b10 b11 b12 b13 b14

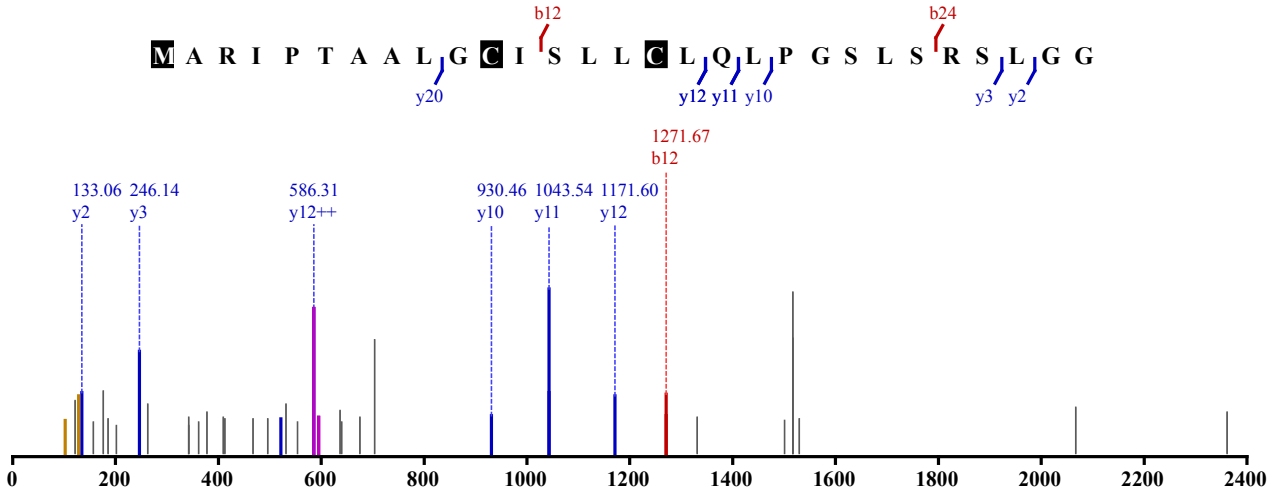




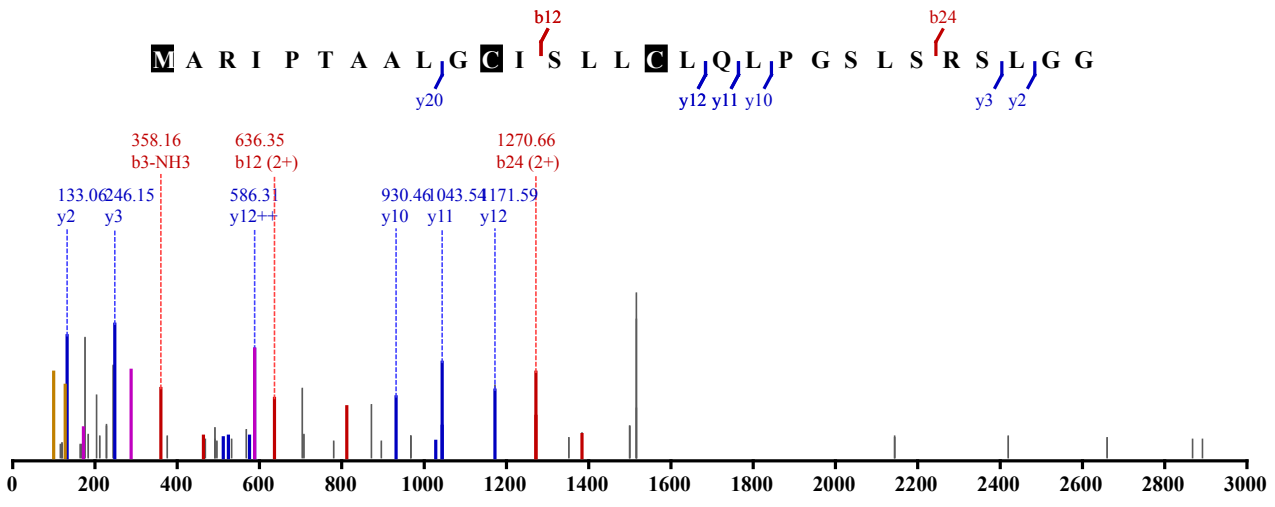
1 x Oxidation (M)
 Identified in MSS483 with qvalue 0.00
 Charge: 2, Exp. m/z: 917.440, Calc. m/z: 917.437
 Data File: HeLa_AspN_pH8_CID_3xload, Scans: 30594 - 30594



2 x Carbamidomethyl (C) 1 x Oxidation (M)
 Identified in MSS479 with qvalue 0.00
 Charge: 3, Exp. m/z: 1010.880, Calc. m/z: 1010.207
 Data File: HeLa_AspN_pH5_HCD_3, Scans: 38473 - 38473

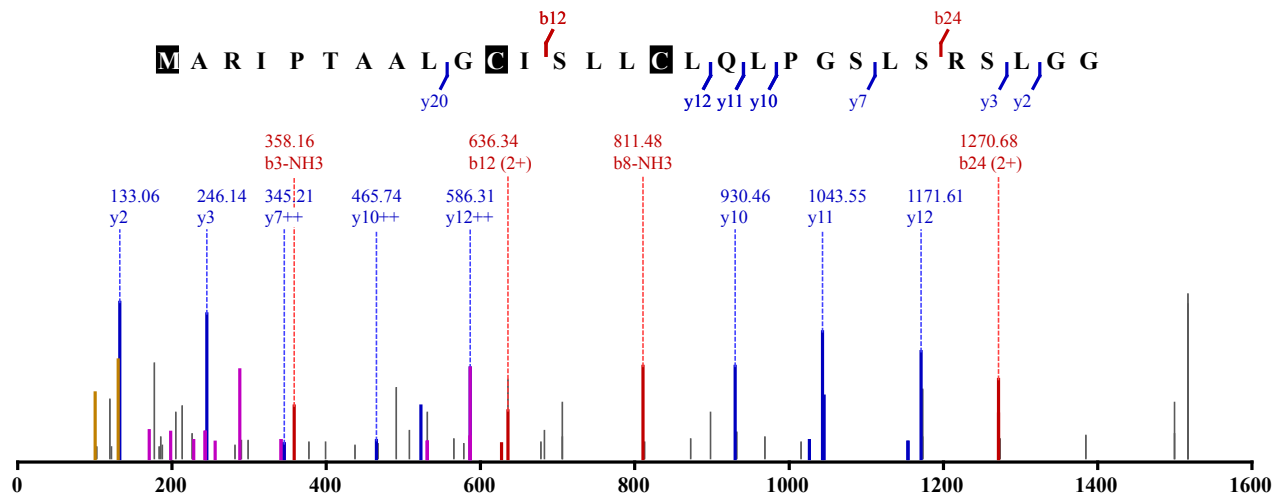


2 x Carbamidomethyl (C) 1 x Oxidation (M)
 Identified in MSS479 with qvalue 0.00
 Charge: 3, Exp. m/z: 1010.880, Calc. m/z: 1010.207
 Data File: HeLa_AspN_pH6_HCD_1, Scans: 42677 - 42677

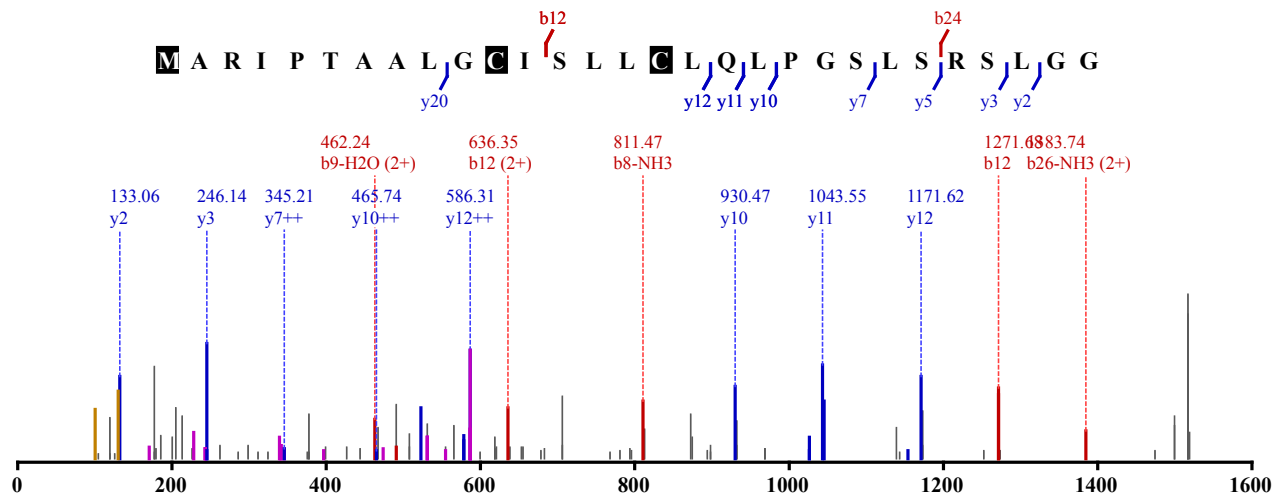


2 x Carbamidomethyl (C) 1 x Oxidation (M)
 Identified in MSS479 with qvalue 0.00
 Charge: 3, Exp. m/z: 1010.880, Calc. m/z: 1010.207

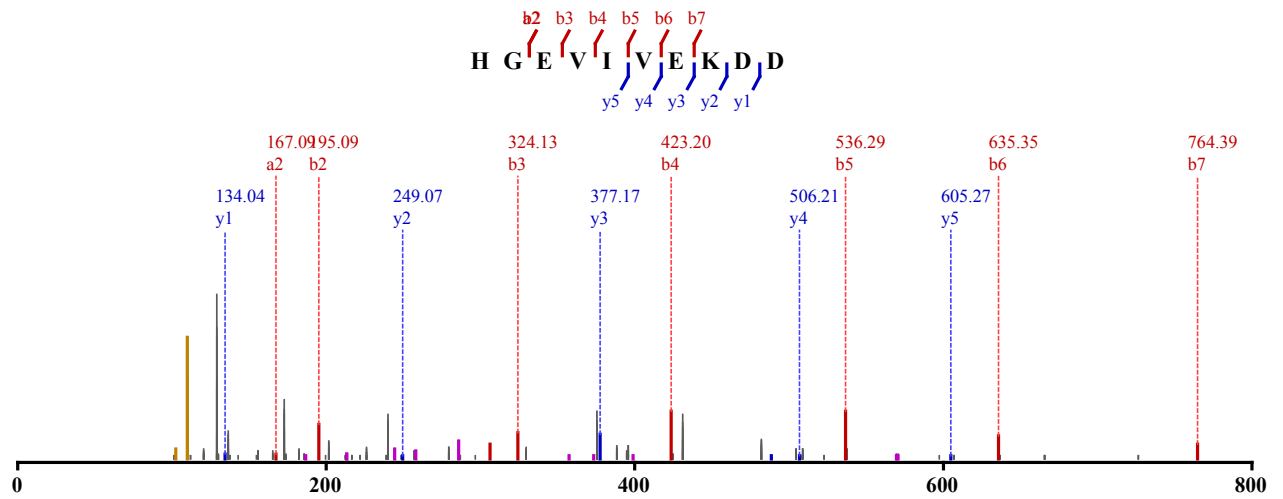
Data File: HeLa_AspN_pH6_HCD_2, Scans: 42255 - 42255



2 x Carbamidomethyl (C) 1 x Oxidation (M)
 Identified in MSS479 with qvalue 0.00
 Charge: 3, Exp. m/z: 1010.880, Calc. m/z: 1010.207
 Data File: HeLa_AspN_pH6_HCD_3, Scans: 41283 - 41283

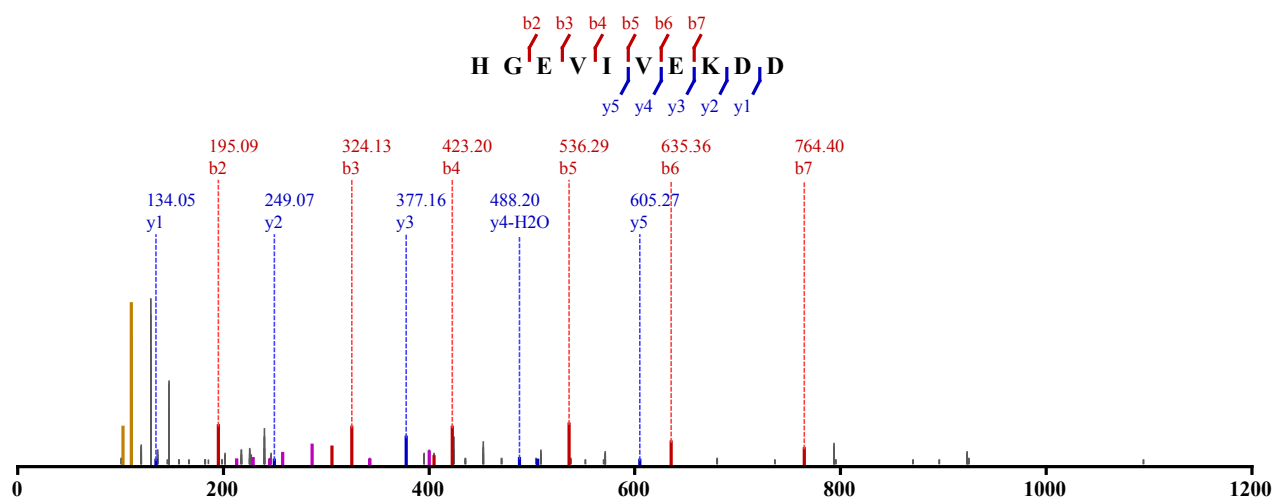


Not Modified
 Identified in MSS127 with qvalue 0.00
 Charge: 2, Exp. m/z: 570.778, Calc. m/z: 570.782
 Data File: HeLa_chytry_HCD_2, Scans: 9229 - 9229

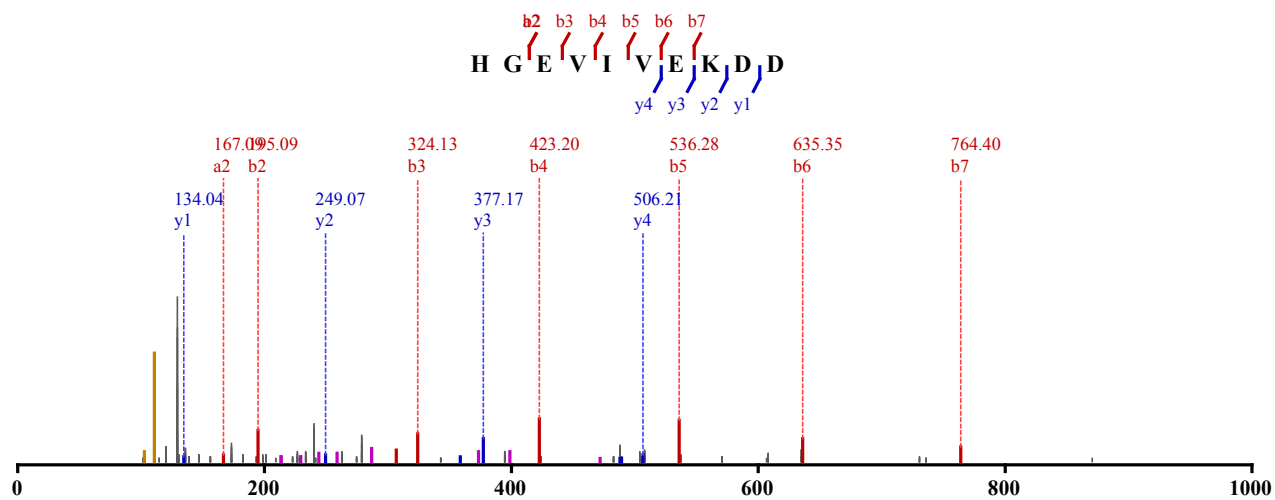


Not Modified

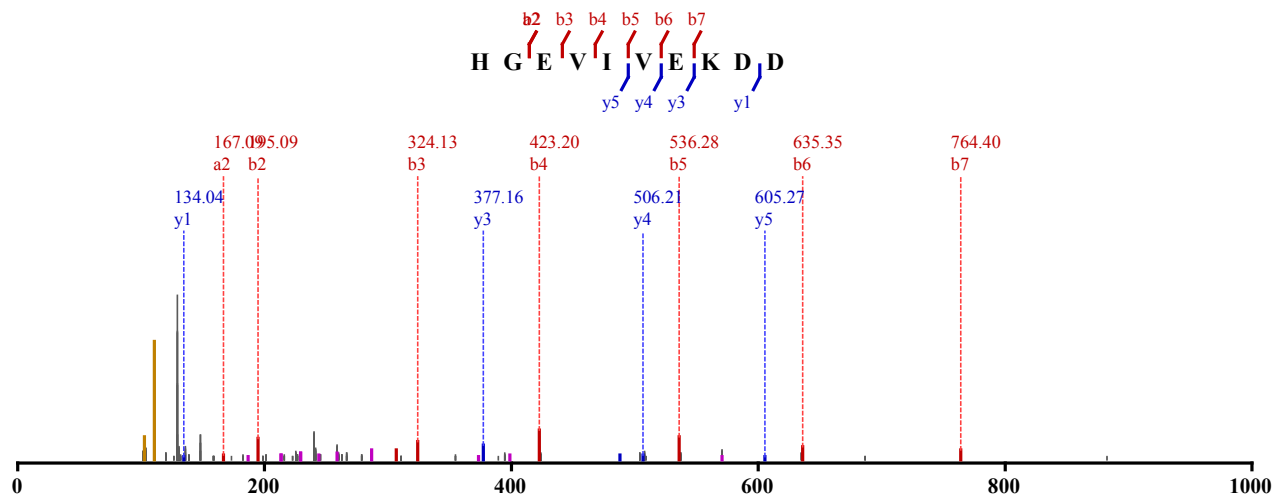
Identified in MSS127 with qvalue 0.00
 Charge: 2, Exp. m/z: 570.779, Calc. m/z: 570.782
 Data File: HeLa_chytry_HCD_1, Scans: 6632 - 6632

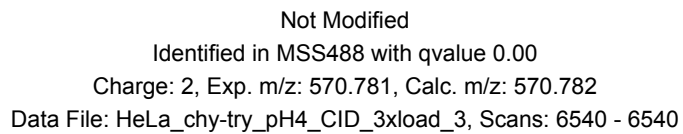
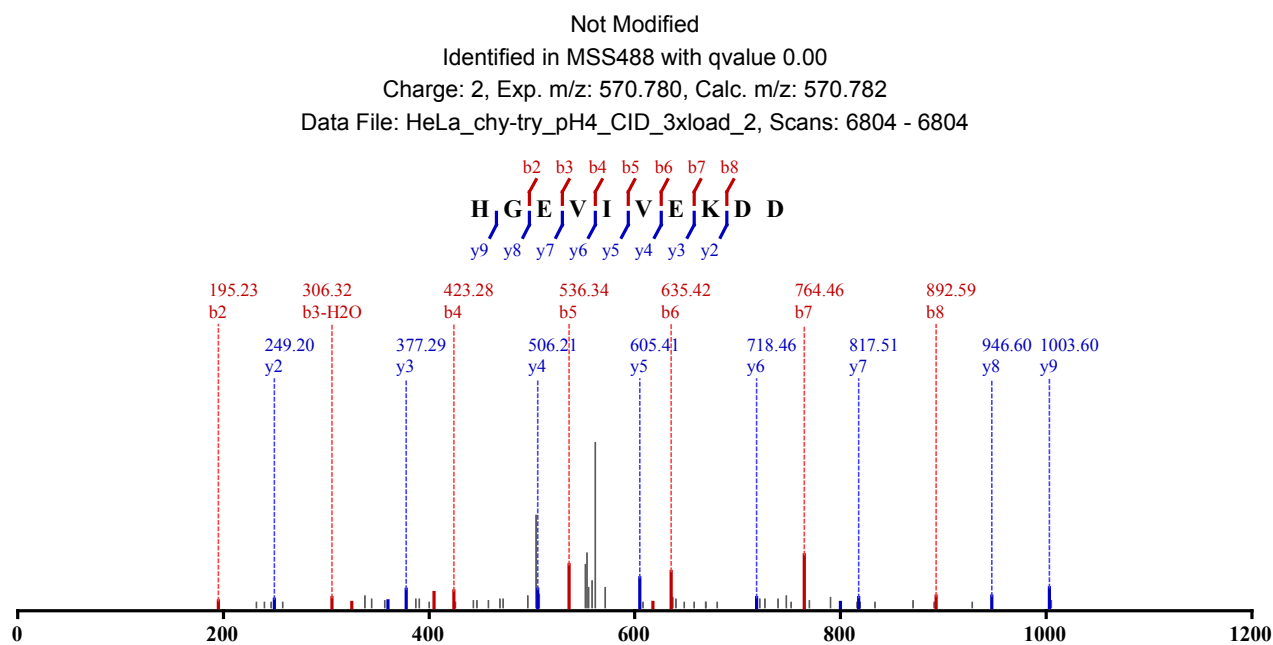
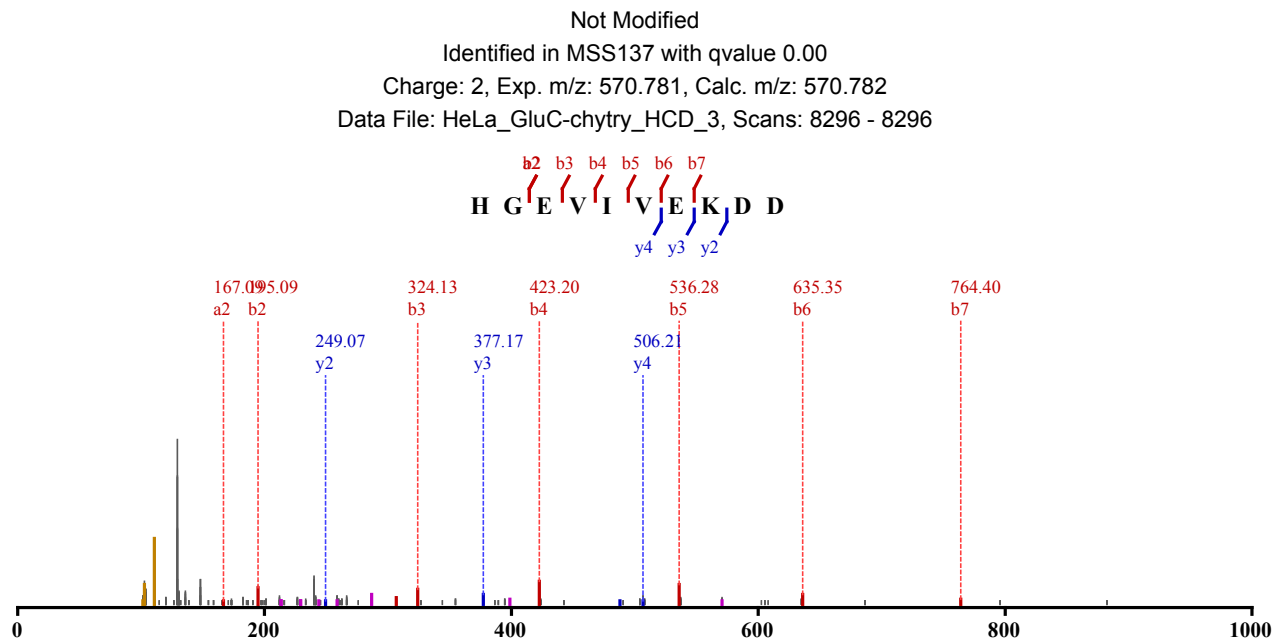


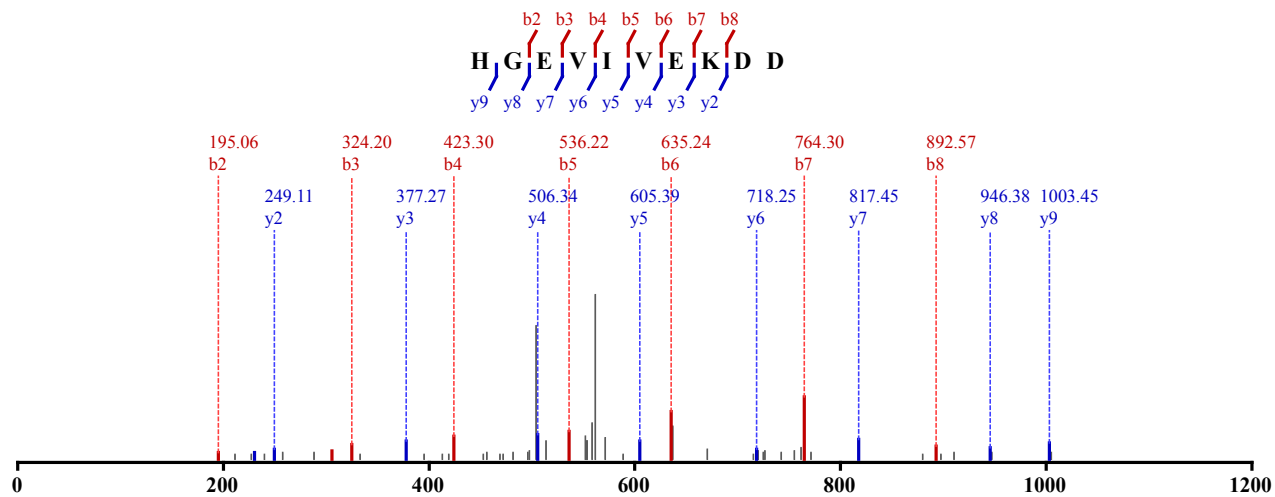
Not Modified
 Identified in MSS127 with qvalue 0.00
 Charge: 2, Exp. m/z: 570.780, Calc. m/z: 570.782
 Data File: HeLa_chytry_HCD_3, Scans: 9089 - 9089



Not Modified
 Identified in MSS137 with qvalue 0.00
 Charge: 2, Exp. m/z: 570.779, Calc. m/z: 570.782
 Data File: HeLa_GluC-chytry_HCD_2, Scans: 10353 - 10353





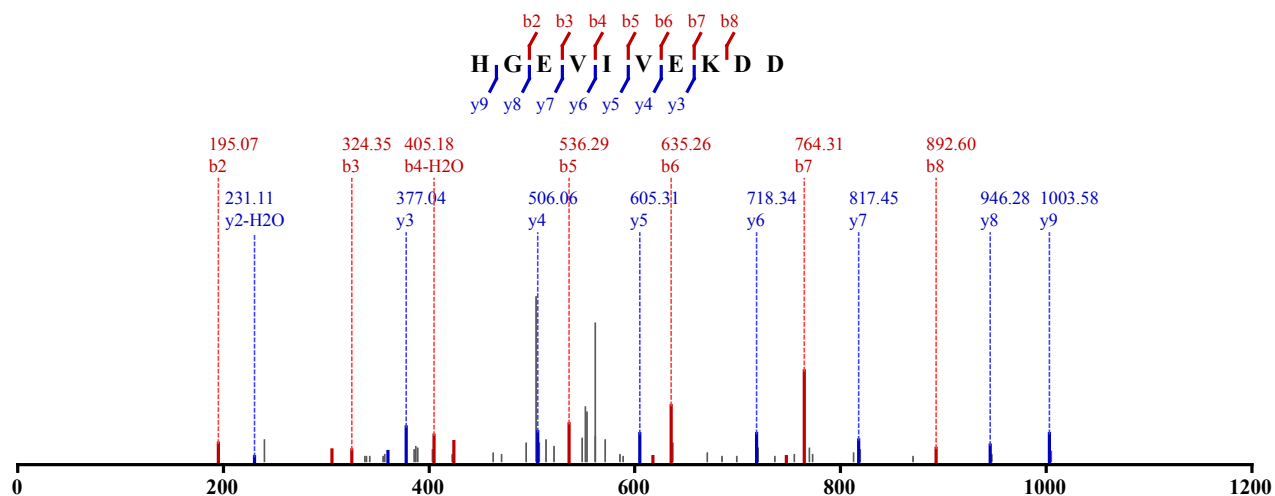


Not Modified

Identified in MSS488 with qvalue 0.00

Charge: 2, Exp. m/z: 570.781, Calc. m/z: 570.782

Data File: HeLa_chy-try_pH4_CID_3xload_3, Scans: 6597 - 6597

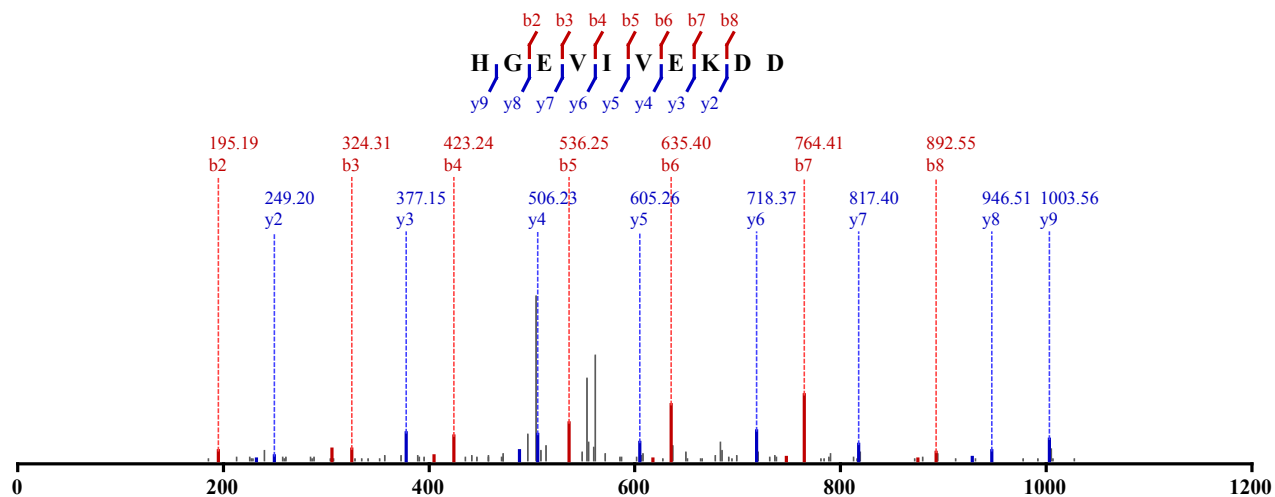


Not Modified

Identified in MSS488 with qvalue 0.00

Charge: 2, Exp. m/z: 570.781, Calc. m/z: 570.782

Data File: HeLa_chy-try_pH4_CID_3xload, Scans: 7068 - 7068

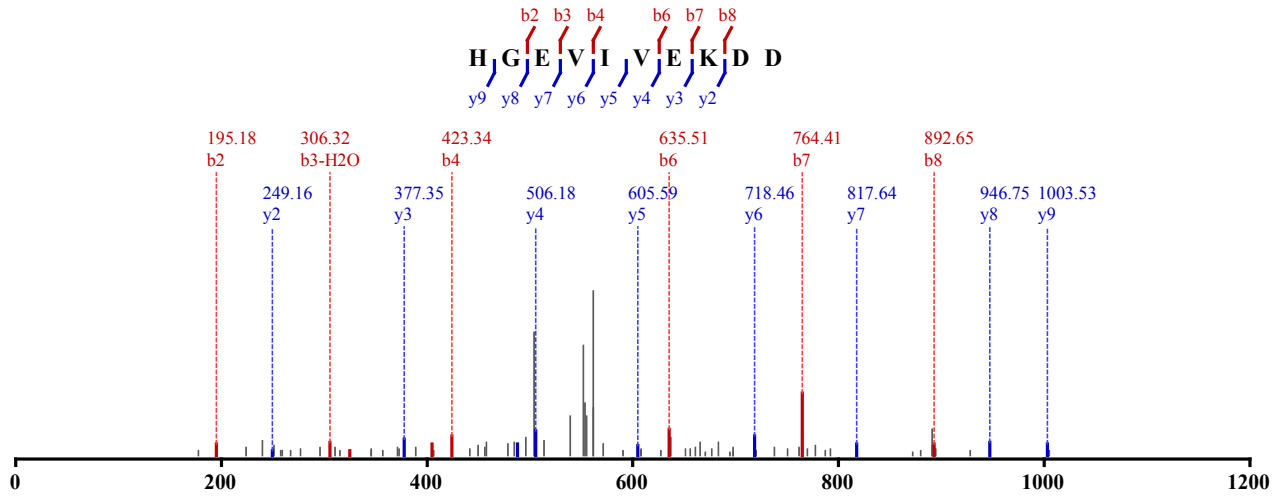


Not Modified

Identified in MSS488 with qvalue 0.00

Charge: 2, Exp. m/z: 570.780, Calc. m/z: 570.782

Data File: HeLa_chy-try_pH4_CID_3xload, Scans: 7140 - 7140

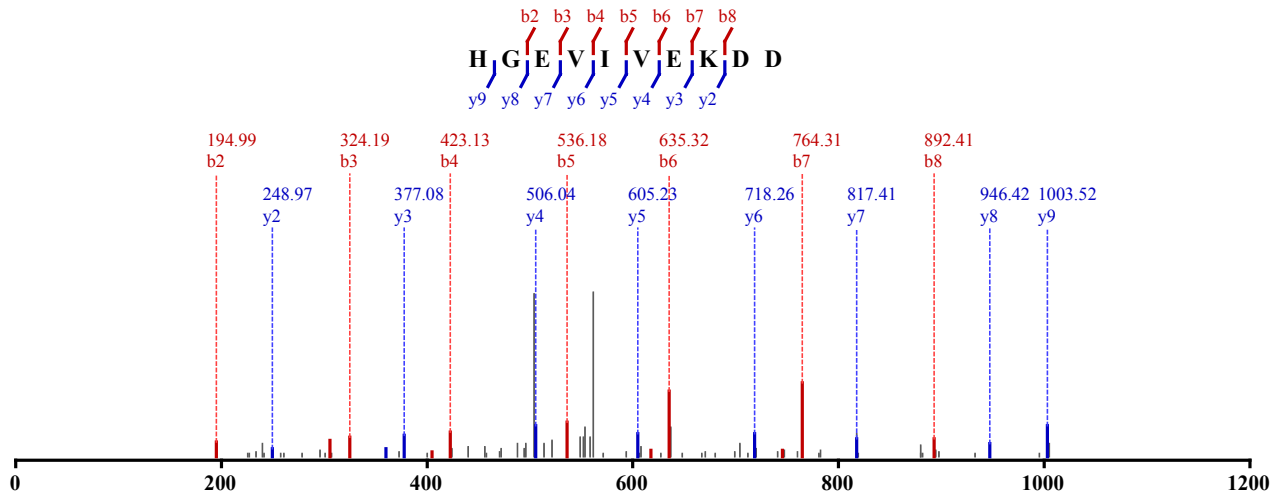


Not Modified

Identified in MSS488 with qvalue 0.00

Charge: 2, Exp. m/z: 570.781, Calc. m/z: 570.782

Data File: HeLa_chy-try_pH5_CID_3xload_2, Scans: 7340 - 7340

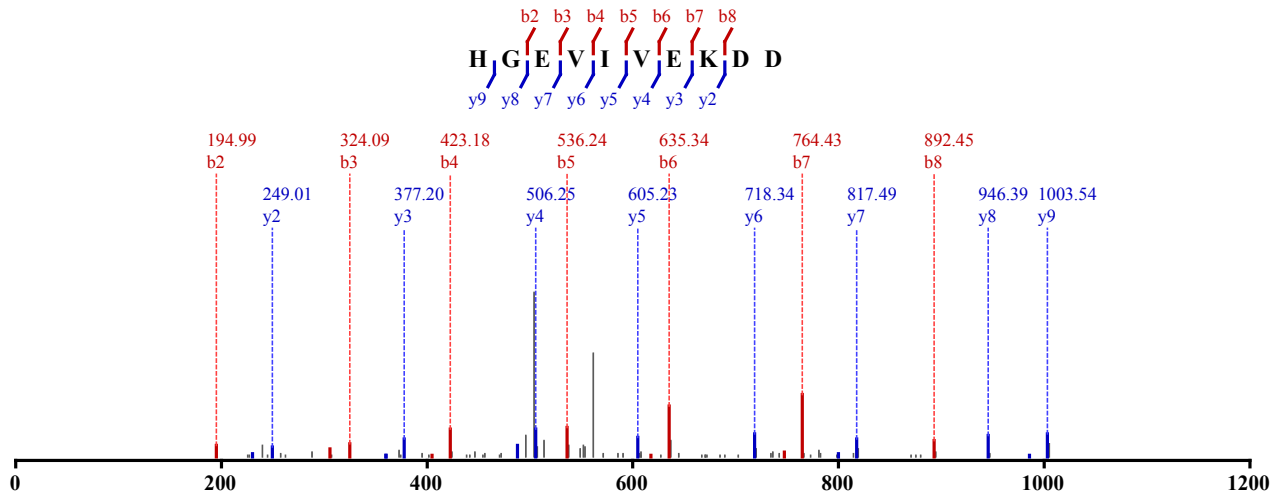


Not Modified

Identified in MSS488 with qvalue 0.00

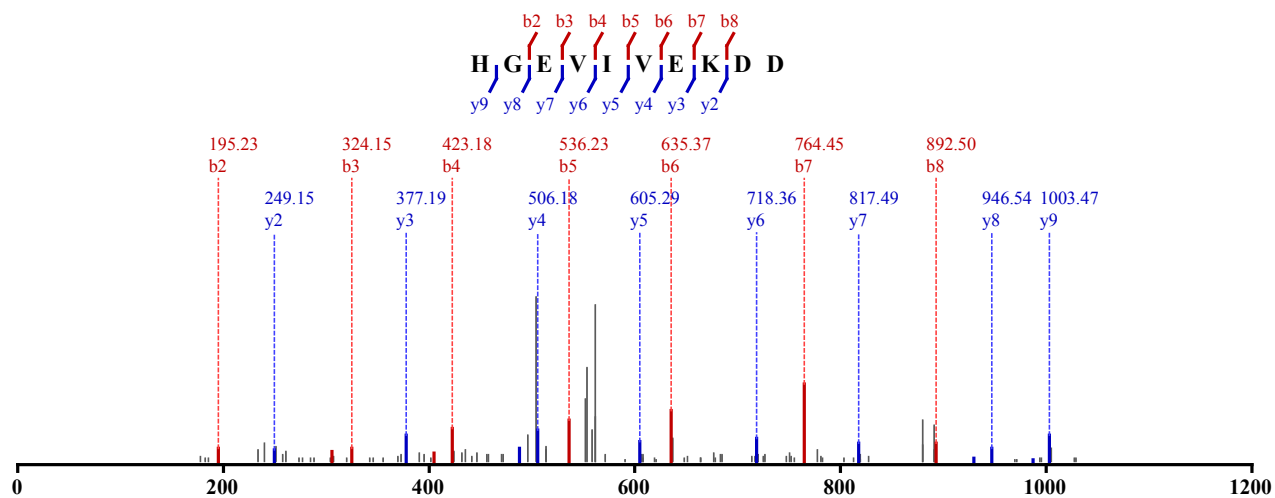
Charge: 2, Exp. m/z: 570.781, Calc. m/z: 570.782

Data File: HeLa_chy-try_pH4_CID_3xload_2, Scans: 6738 - 6738

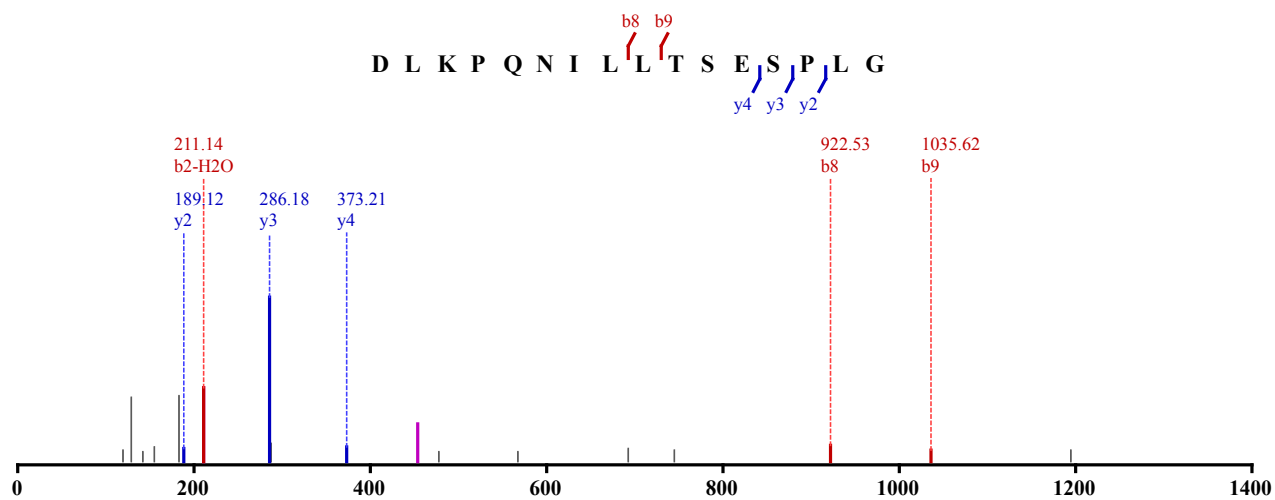


Not Modified

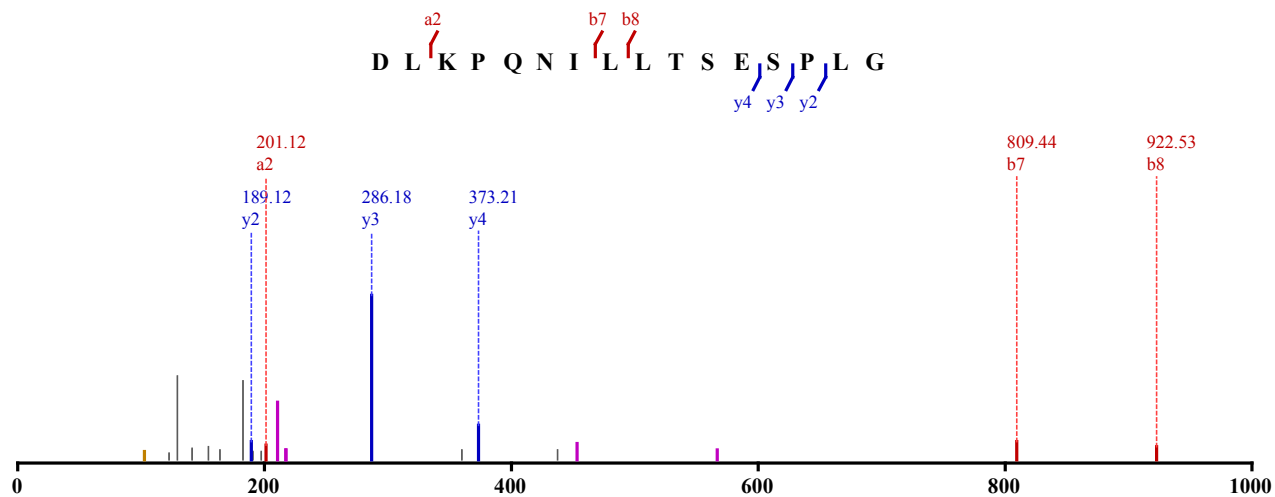
Identified in MSS488 with qvalue 0.00
 Charge: 2, Exp. m/z: 570.781, Calc. m/z: 570.782
 Data File: HeLa_chy-try_pH5_CID_3xload, Scans: 7806 - 7806



Not Modified
 Identified in MSS479 with qvalue 0.00
 Charge: 2, Exp. m/z: 862.974, Calc. m/z: 862.977
 Data File: HeLa_AspN_pH5_HCD_3, Scans: 44188 - 44188



Not Modified
 Identified in MSS479 with qvalue 0.00
 Charge: 2, Exp. m/z: 862.975, Calc. m/z: 862.977
 Data File: HeLa_AspN_pH5_HCD_2, Scans: 44658 - 44658

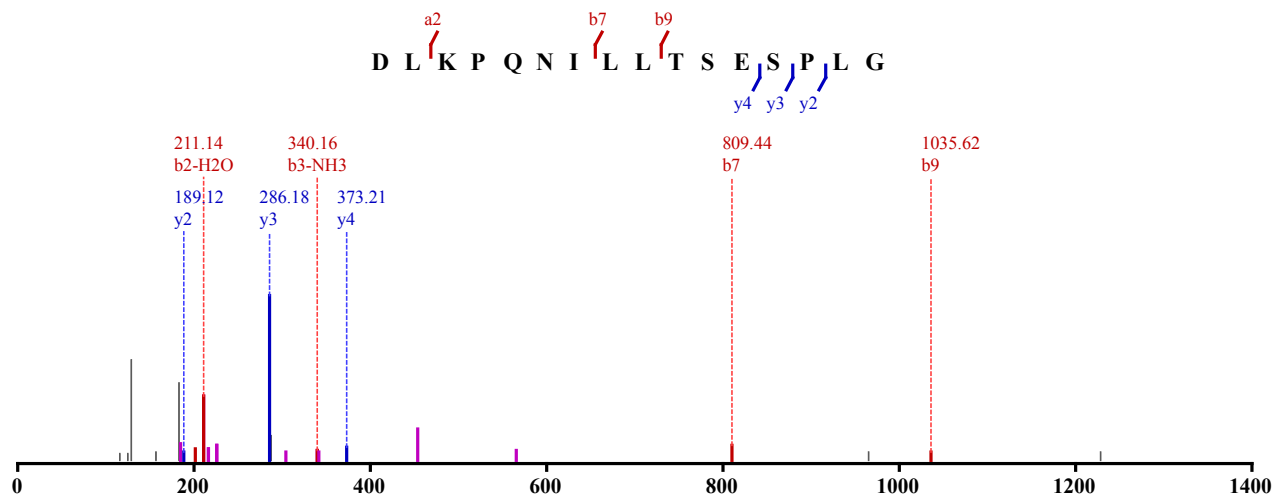


Not Modified

Identified in MSS479 with qvalue 0.00

Charge: 2, Exp. m/z: 862.975, Calc. m/z: 862.977

Data File: HeLa_AspN_pH6_HCD_2, Scans: 48374 - 48374

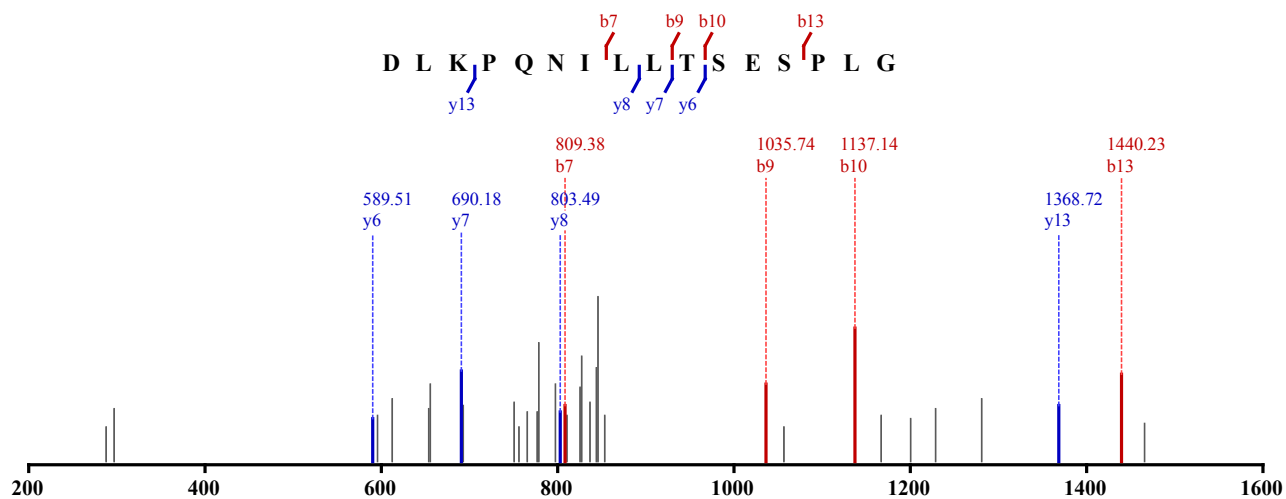


Not Modified

Identified in MSS483 with qvalue 0.00

Charge: 2, Exp. m/z: 862.977, Calc. m/z: 862.977

Data File: HeLa_AspN_pH4_CID_3xload_2, Scans: 28645 - 28645

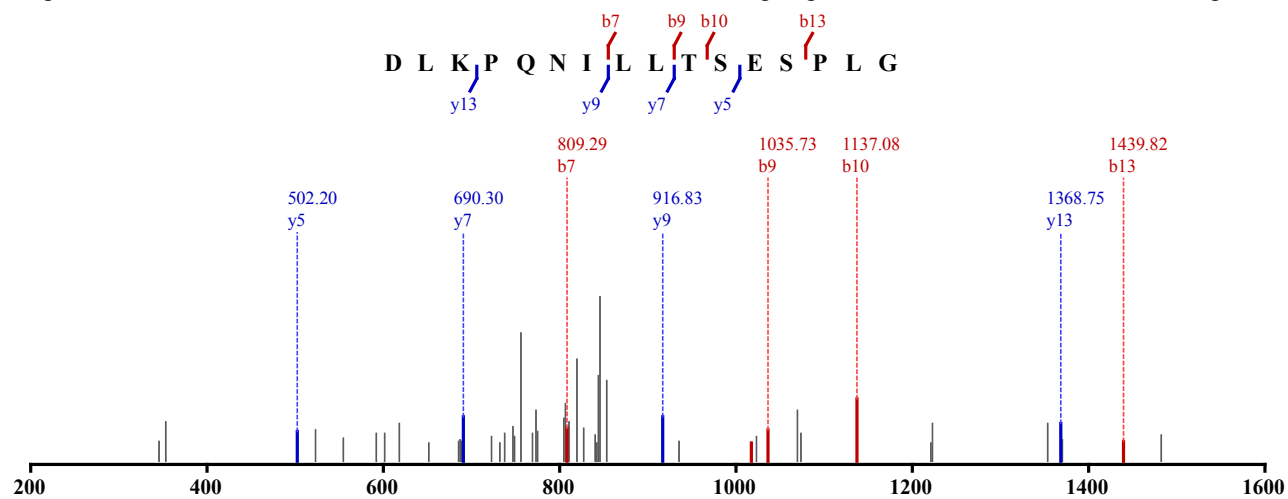


Not Modified

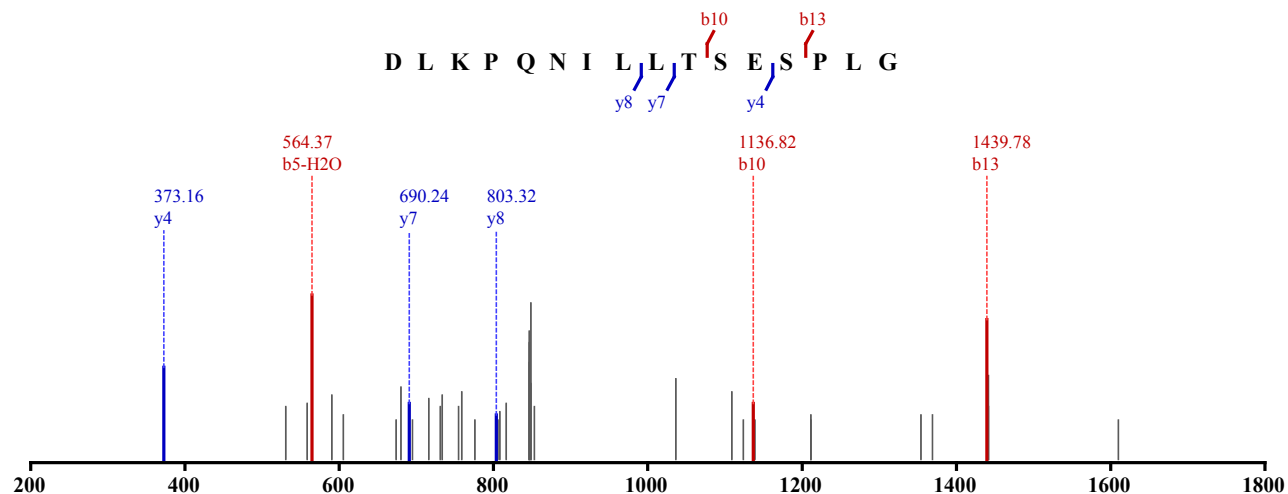
Identified in MSS483 with qvalue 0.00

Charge: 2, Exp. m/z: 862.976, Calc. m/z: 862.977

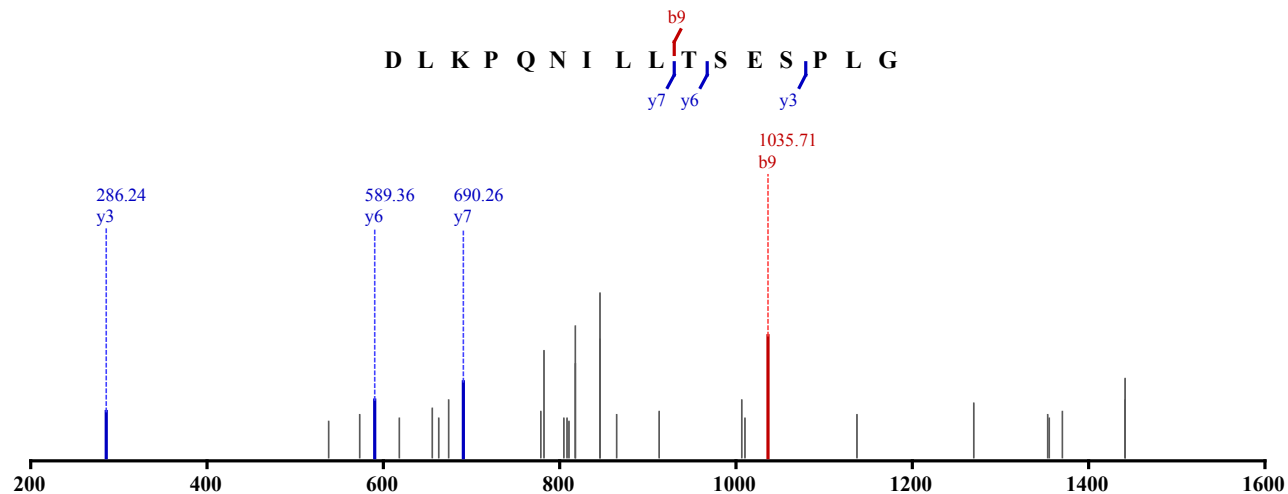
Data File: HeLa_AspN_pH5_CID_3xload, Scans: 29213 - 29213



Not Modified
 Identified in MSS483 with qvalue 0.00
 Charge: 2, Exp. m/z: 862.975, Calc. m/z: 862.977
 Data File: HeLa_AspN_pH5_CID_3xload_2, Scans: 28766 - 28766

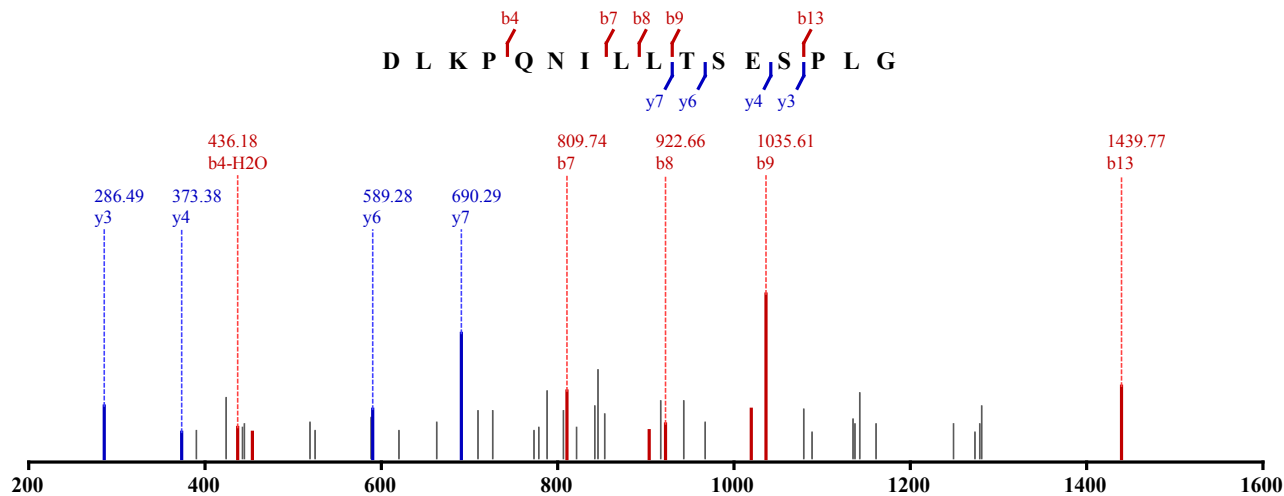


Not Modified
 Identified in MSS483 with qvalue 0.00
 Charge: 2, Exp. m/z: 862.974, Calc. m/z: 862.977
 Data File: HeLa_AspN_pH5_CID_3xload_2, Scans: 28656 - 28656



Not Modified
 Identified in MSS483 with qvalue 0.00
 Charge: 2, Exp. m/z: 862.975, Calc. m/z: 862.977

Data File: HeLa_AspN_pH4_CID_3xload_2, Scans: 28593 - 28593

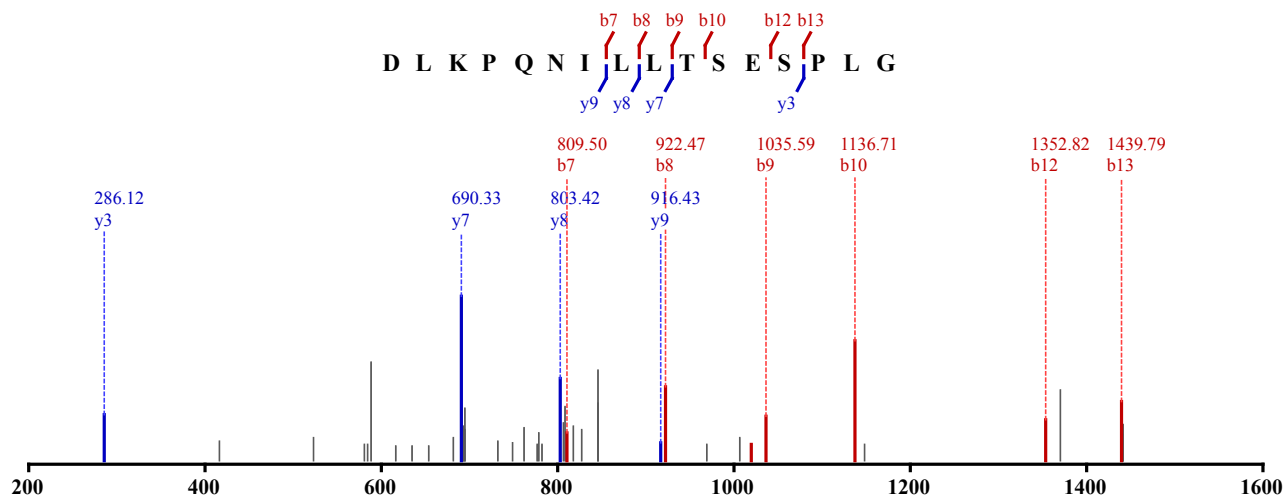


Not Modified

Identified in MSS483 with qvalue 0.00

Charge: 2, Exp. m/z: 862.976, Calc. m/z: 862.977

Data File: HeLa_AspN_pH5_CID_3xload_2, Scans: 28700 - 28700

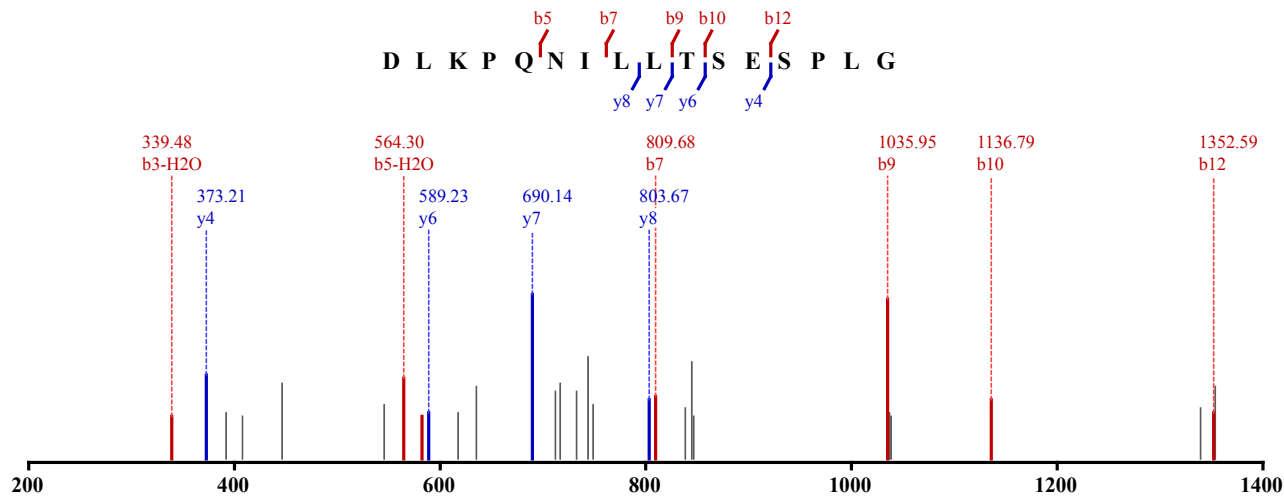


Not Modified

Identified in MSS483 with qvalue 0.00

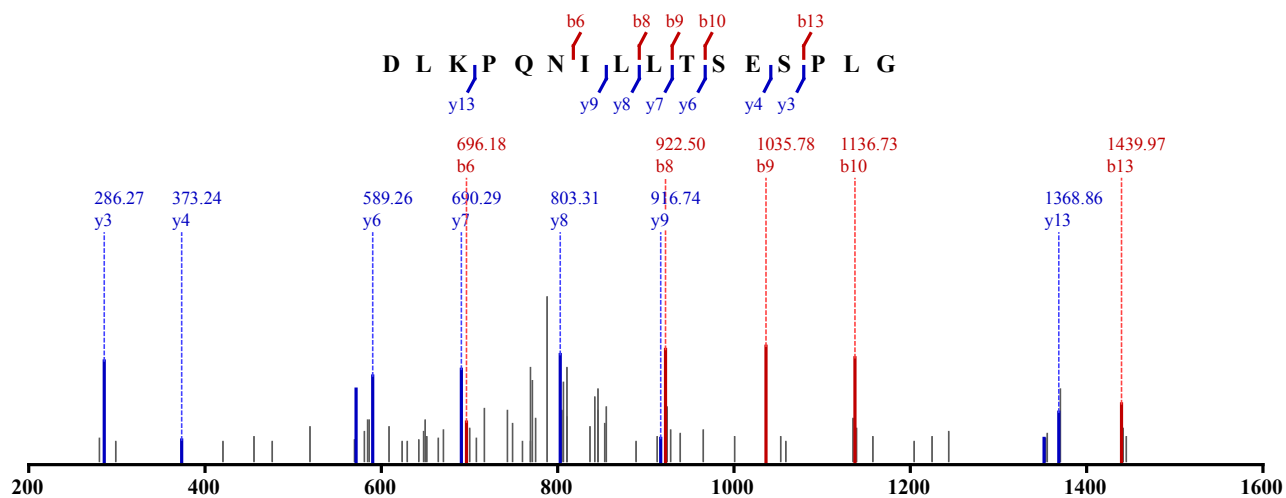
Charge: 2, Exp. m/z: 863.478, Calc. m/z: 862.977

Data File: HeLa_AspN_pH5_CID_3xload_2, Scans: 28778 - 28778

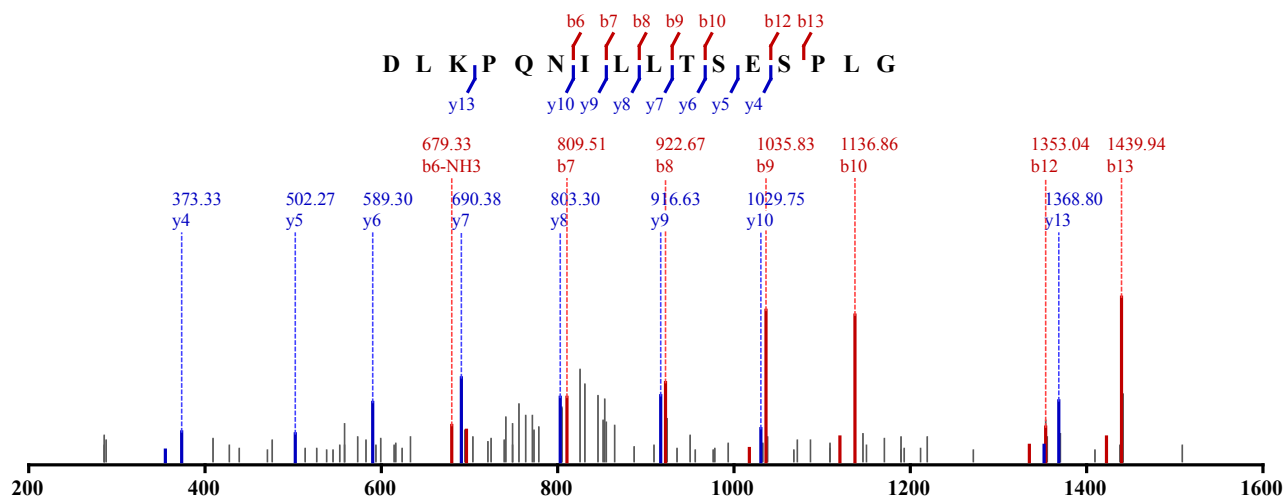


Not Modified

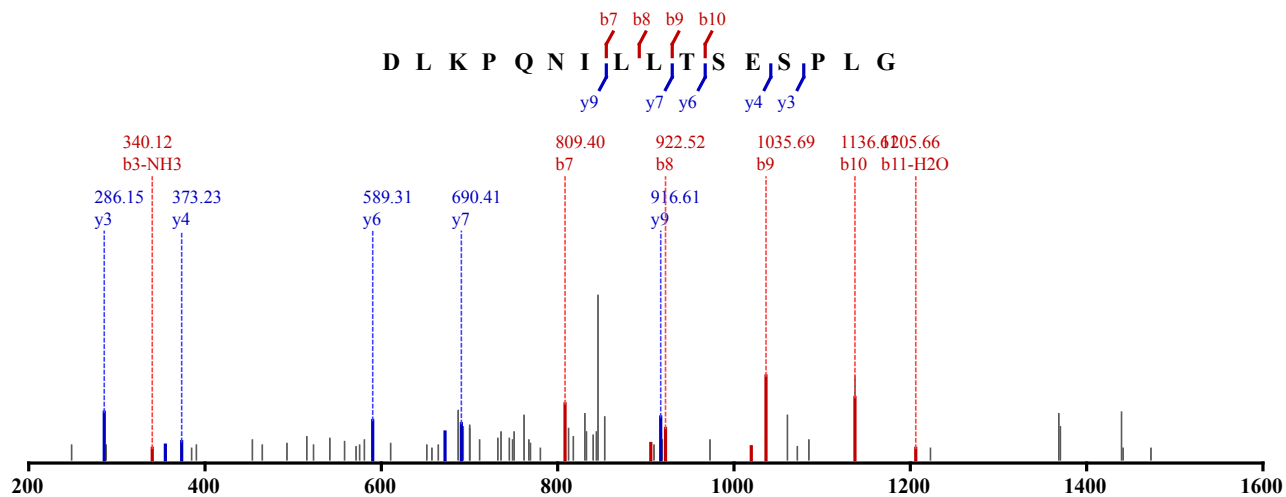
Identified in MSS483 with qvalue 0.00
 Charge: 2, Exp. m/z: 862.977, Calc. m/z: 862.977
 Data File: HeLa_AspN_pH5_CID_3xload, Scans: 29113 - 29113

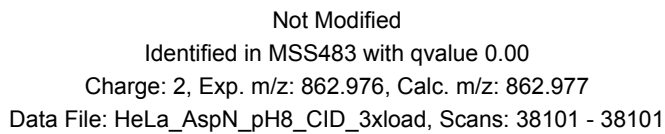
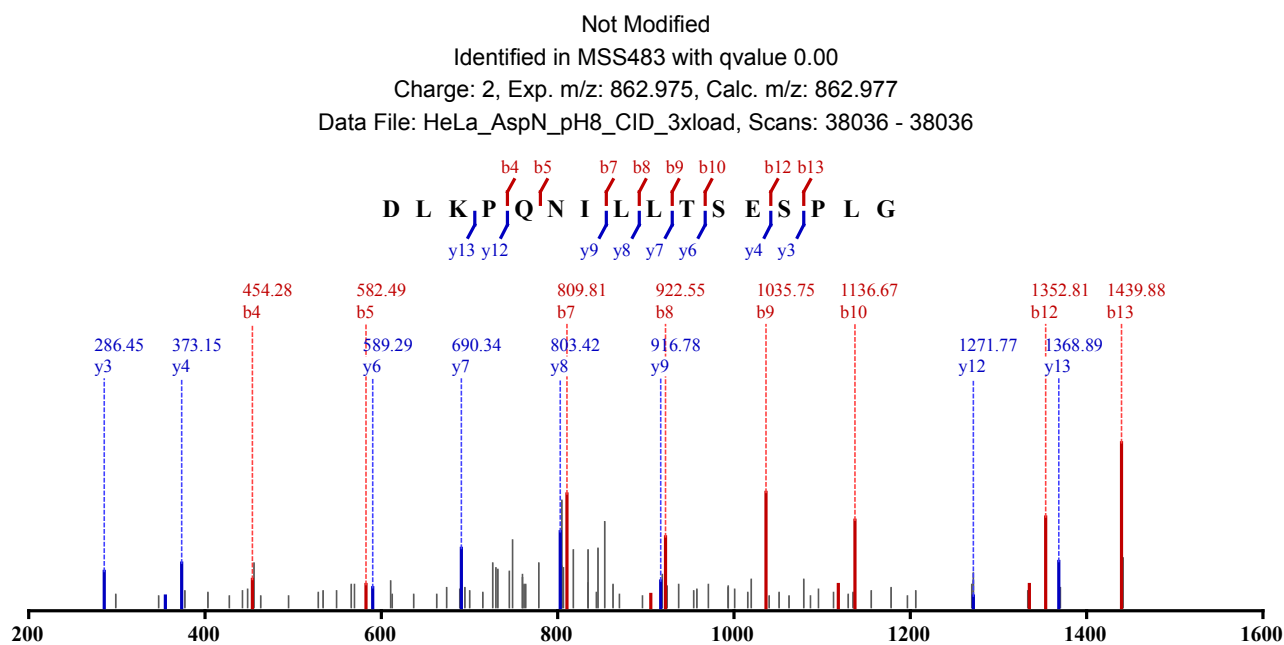
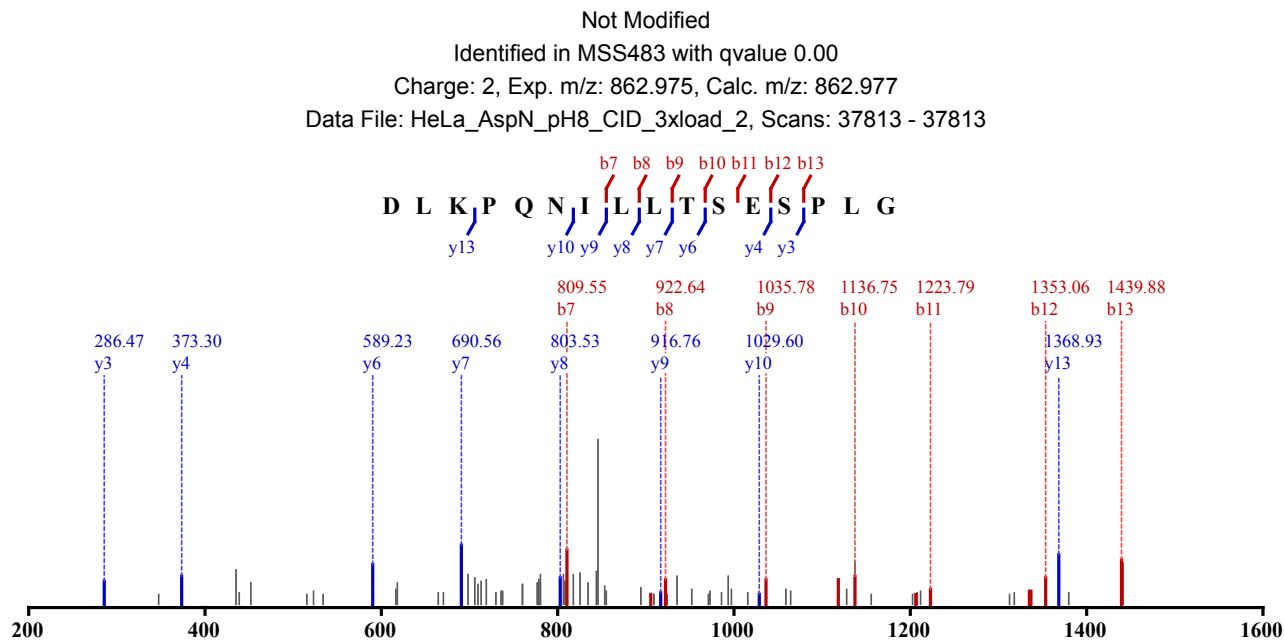


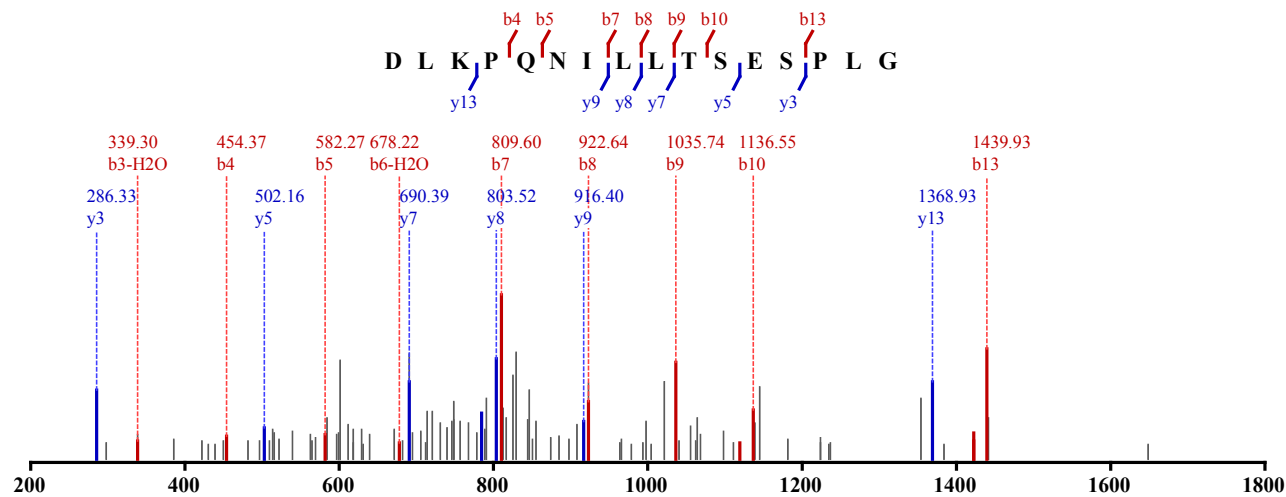
Not Modified
 Identified in MSS483 with qvalue 0.00
 Charge: 2, Exp. m/z: 862.976, Calc. m/z: 862.977
 Data File: HeLa_AspN_pH6_CID_3xload, Scans: 32759 - 32759



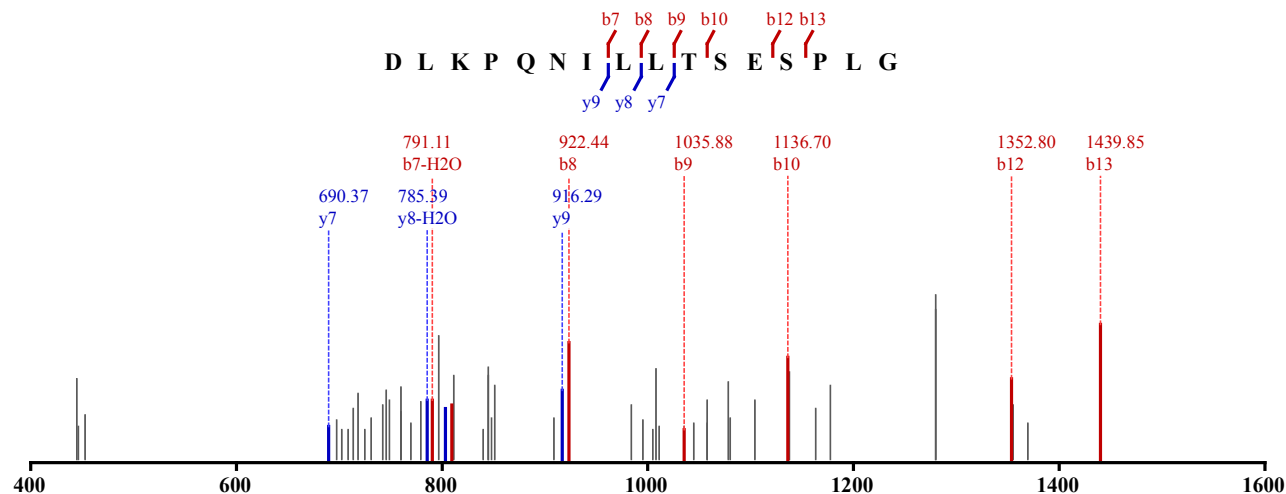
Not Modified
 Identified in MSS483 with qvalue 0.00
 Charge: 2, Exp. m/z: 862.976, Calc. m/z: 862.977
 Data File: HeLa_AspN_pH8_CID_3xload_2, Scans: 37757 - 37757



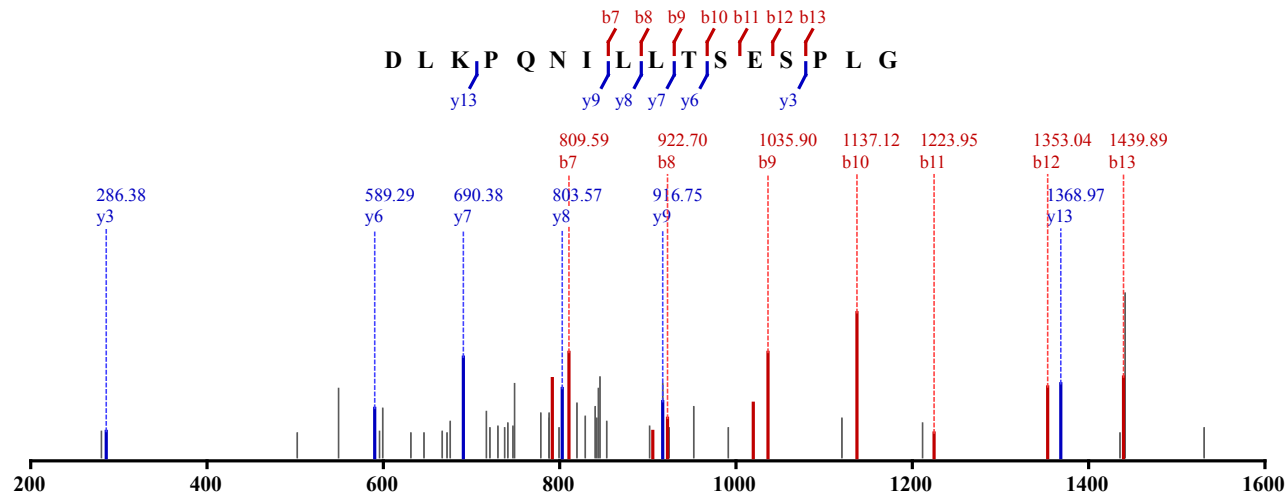




Not Modified
 Identified in MSS483 with qvalue 0.00
 Charge: 2, Exp. m/z: 862.975, Calc. m/z: 862.977
 Data File: HeLa_AspN_pH4_CID_3xload, Scans: 29102 - 29102

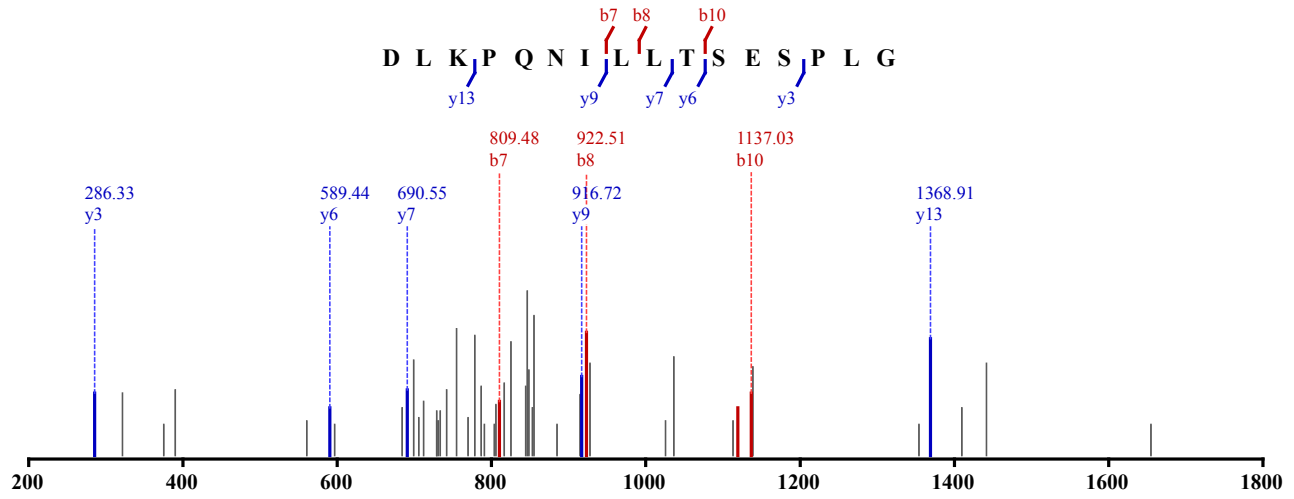


Not Modified
 Identified in MSS483 with qvalue 0.00
 Charge: 2, Exp. m/z: 862.477, Calc. m/z: 862.977
 Data File: HeLa_AspN_pH5_CID_3xload, Scans: 29169 - 29169



Not Modified
 Identified in MSS483 with qvalue 0.00
 Charge: 2, Exp. m/z: 862.478, Calc. m/z: 862.977

Data File: HeLa_AspN_pH5_CID_3xload, Scans: 29226 - 29226

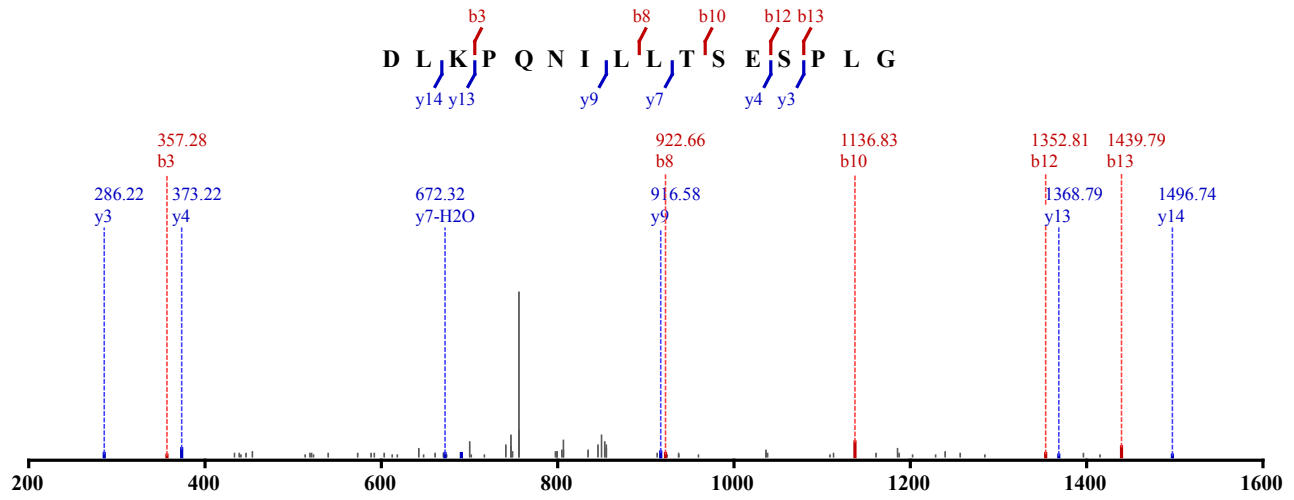


Not Modified

Identified in MSS483 with qvalue 0.00

Charge: 2, Exp. m/z: 862.479, Calc. m/z: 862.977

Data File: HeLa_AspN_pH6_CID_3xload_2, Scans: 32183 - 32183

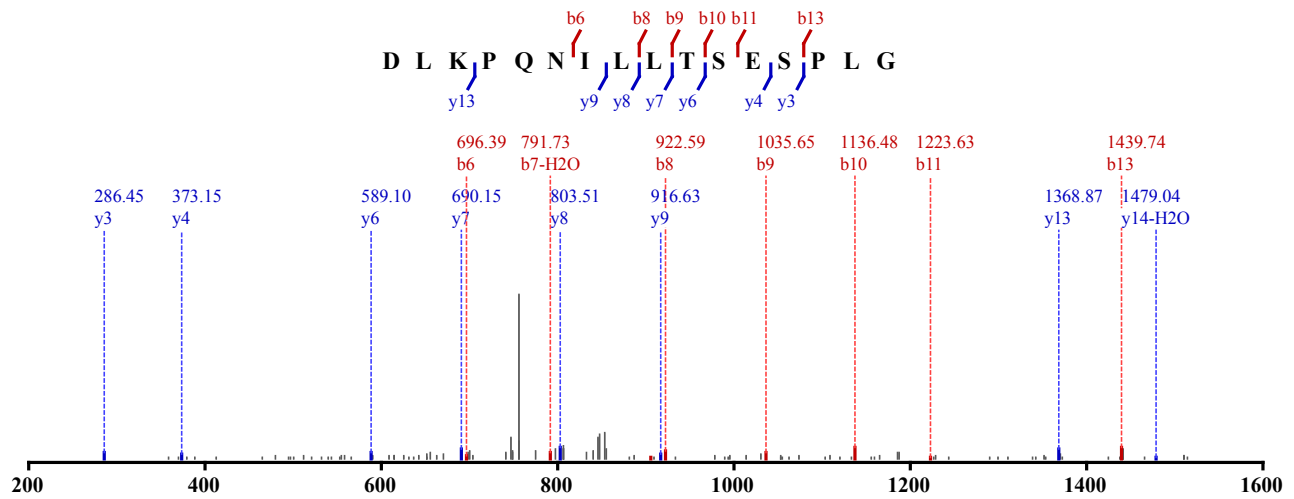


Not Modified

Identified in MSS483 with qvalue 0.00

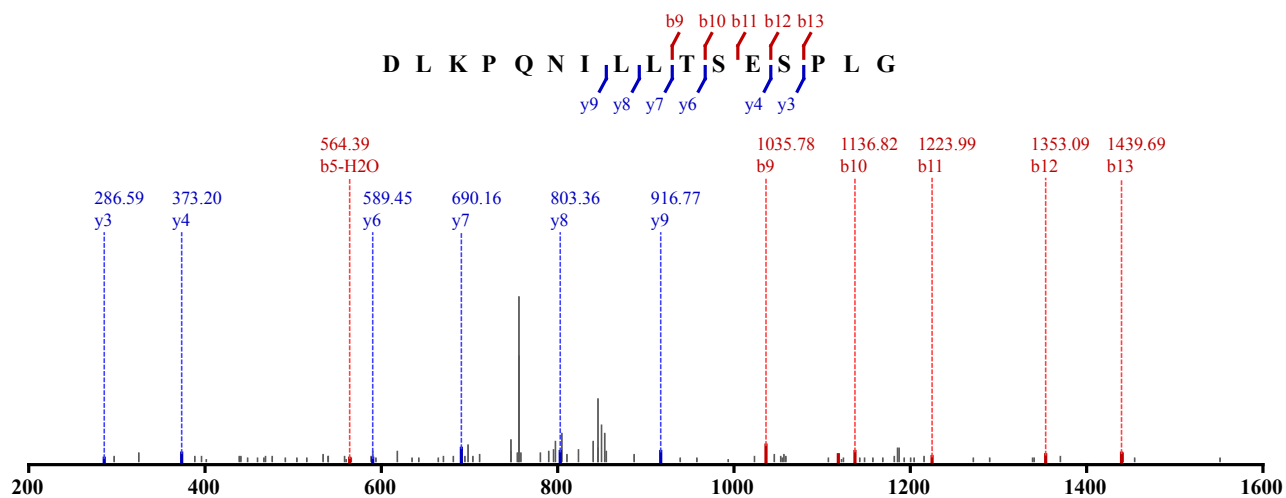
Charge: 2, Exp. m/z: 862.479, Calc. m/z: 862.977

Data File: HeLa_AspN_pH6_CID_3xload_2, Scans: 32239 - 32239

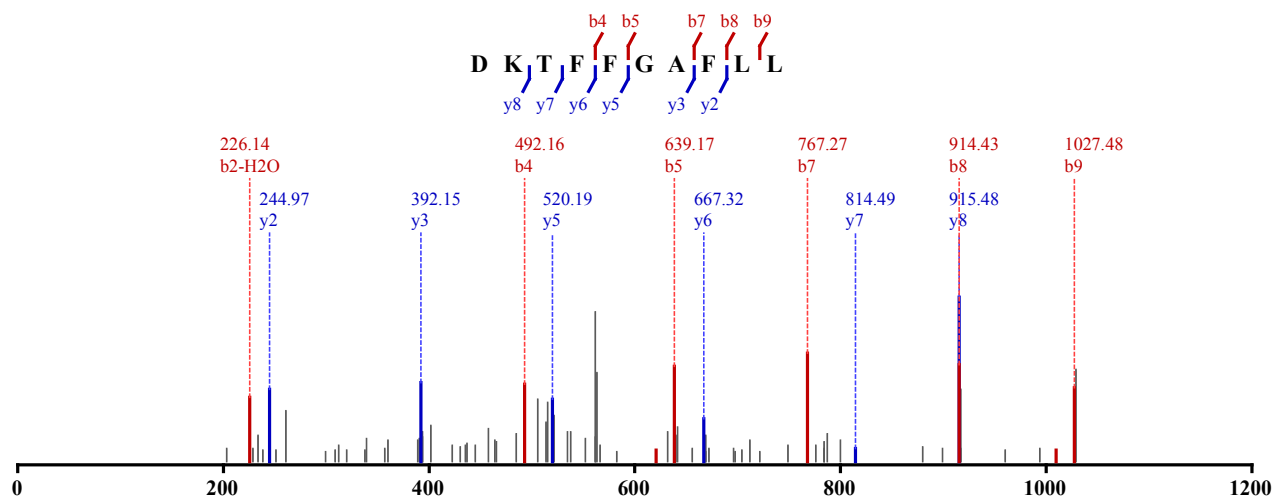


Not Modified

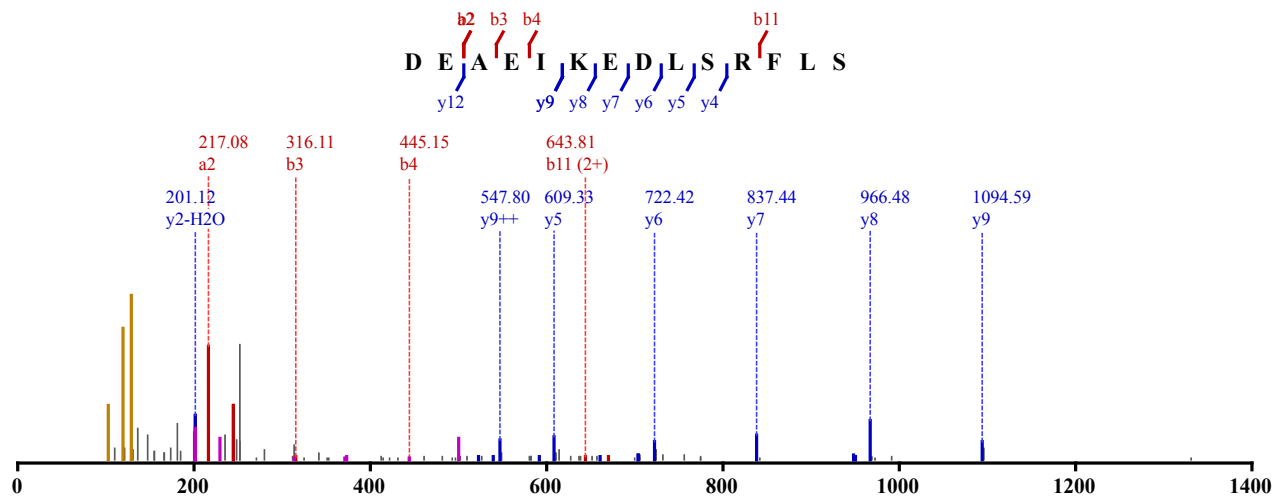
Identified in MSS483 with qvalue 0.00
 Charge: 2, Exp. m/z: 862.479, Calc. m/z: 862.977
 Data File: HeLa_AspN_pH6_CID_3xload_2, Scans: 32305 - 32305



Not Modified
 Identified in MSS482 with qvalue 0.00
 Charge: 2, Exp. m/z: 580.314, Calc. m/z: 579.812
 Data File: HeLa_GluC_80pcACN_CID_3xload_3, Scans: 43836 - 43836



Not Modified
 Identified in MSS479 with qvalue 0.00
 Charge: 3, Exp. m/z: 551.278, Calc. m/z: 551.277
 Data File: HeLa_AspN_pH2_HCD_1, Scans: 39144 - 39144

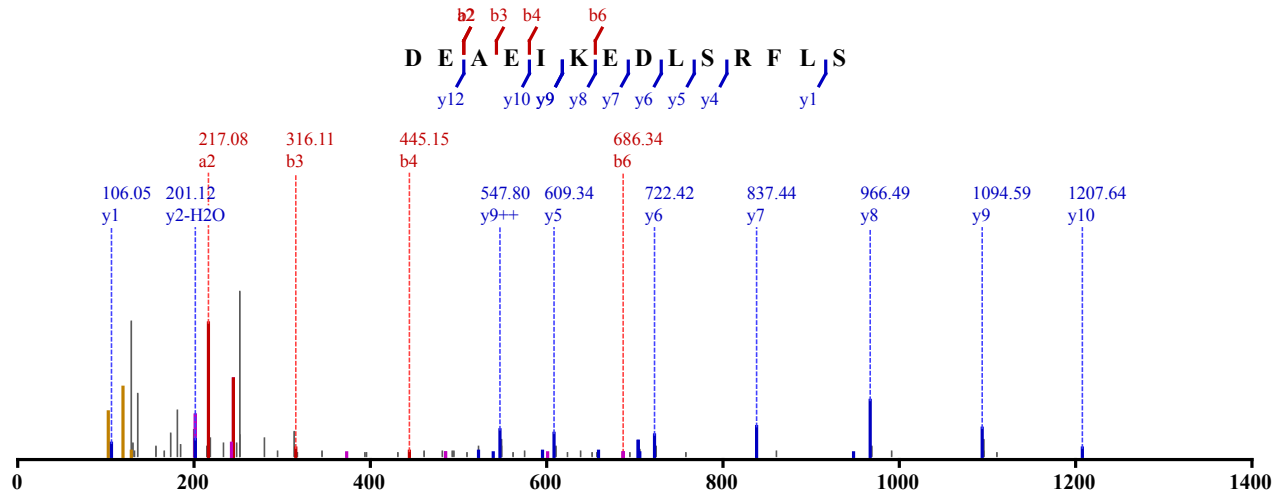


Not Modified

Identified in MSS479 with qvalue 0.00

Charge: 3, Exp. m/z: 551.278, Calc. m/z: 551.277

Data File: HeLa_AspN_pH2_HCD_2, Scans: 39036 - 39036

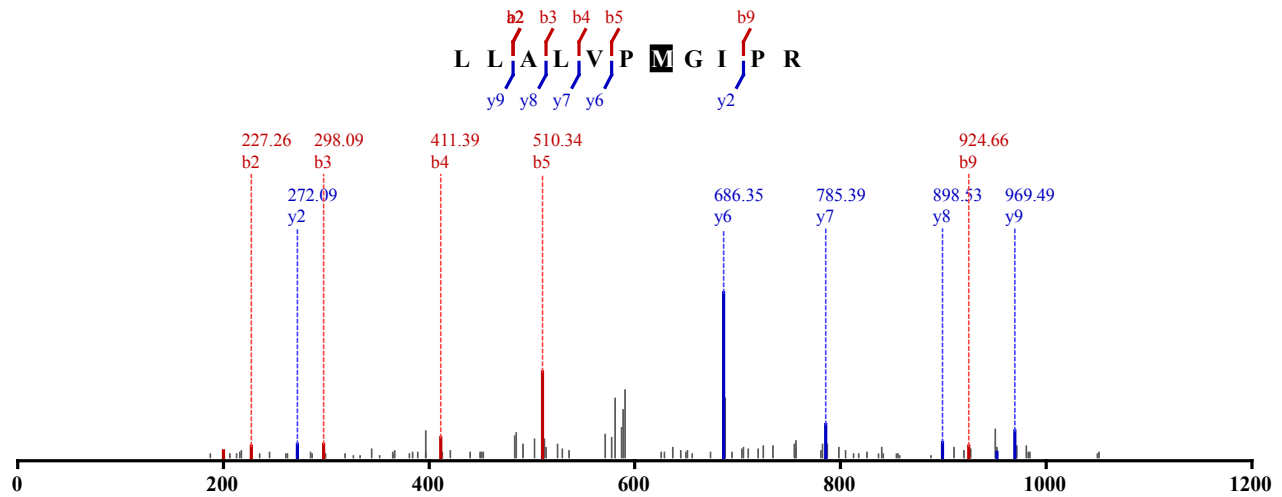


1 x Oxidation (M)

Identified in MSS480 with qvalue 0.00

Charge: 2, Exp. m/z: 598.366, Calc. m/z: 598.362

Data File: HeLa_try_pH6_CID_3xload_3, Scans: 46654 - 46654

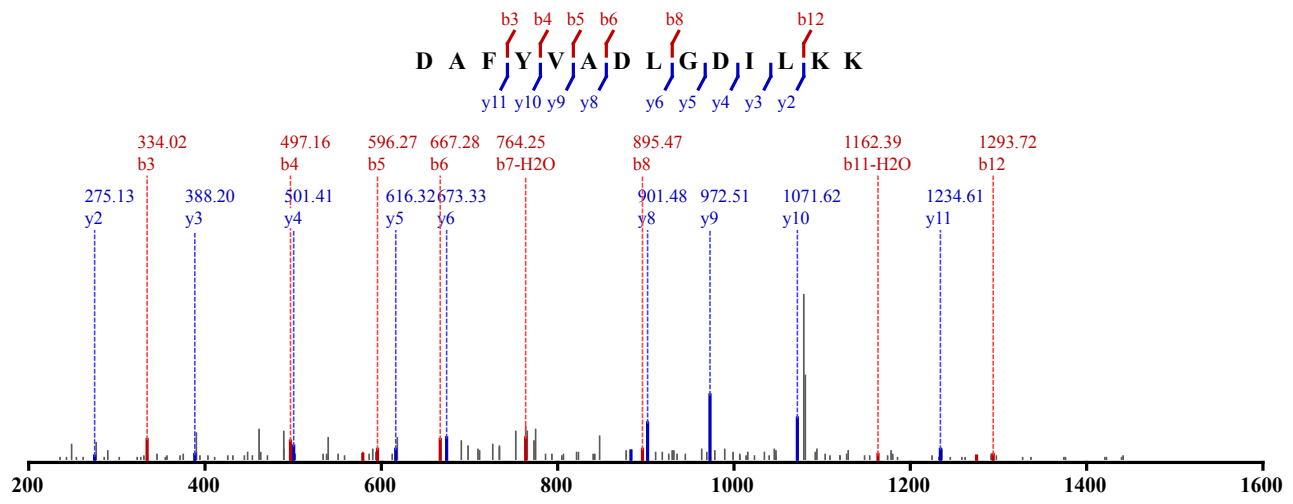


Not Modified

Identified in MSS481 with qvalue 0.00

Charge: 2, Exp. m/z: 784.426, Calc. m/z: 784.422

Data File: HeLa_LysC_pH3_CID_3xload_3, Scans: 48953 - 48953

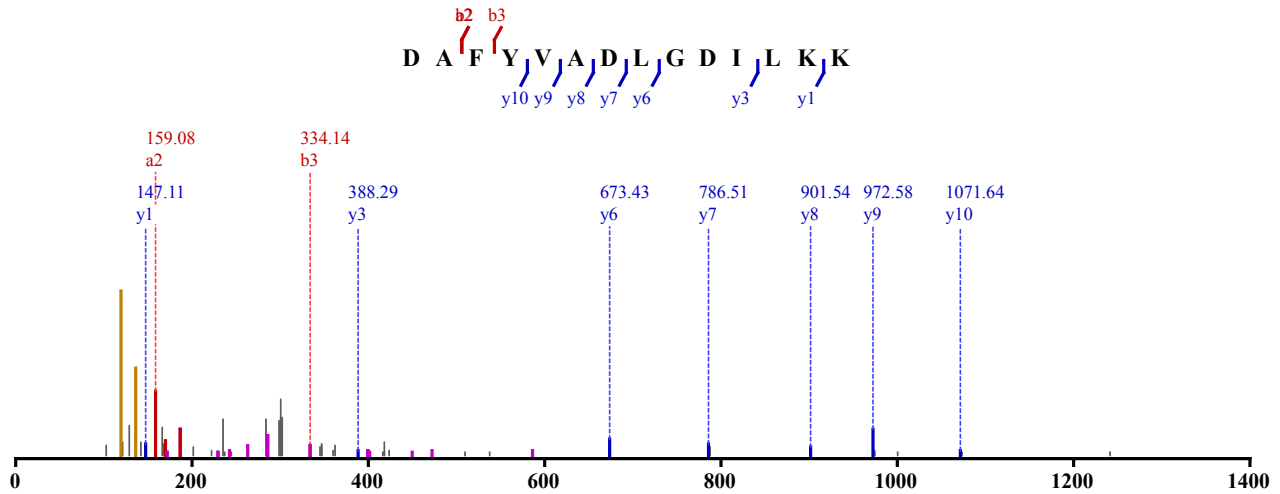


Not Modified

Identified in MSS485 with qvalue 0.00

Charge: 3, Exp. m/z: 523.284, Calc. m/z: 523.284

Data File: HeLa_LysC_pH3_HCD_2, Scans: 52312 - 52312

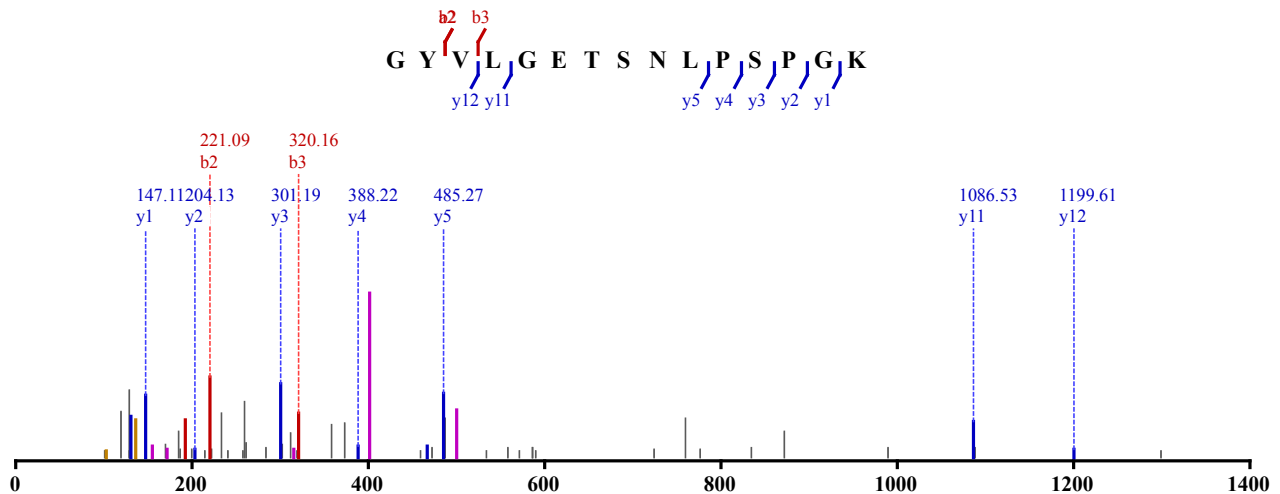


Not Modified

Identified in MSS485 with qvalue 0.00

Charge: 2, Exp. m/z: 759.893, Calc. m/z: 759.892

Data File: HeLa_LysC_pH11_HCD_1, Scans: 48401 - 48401

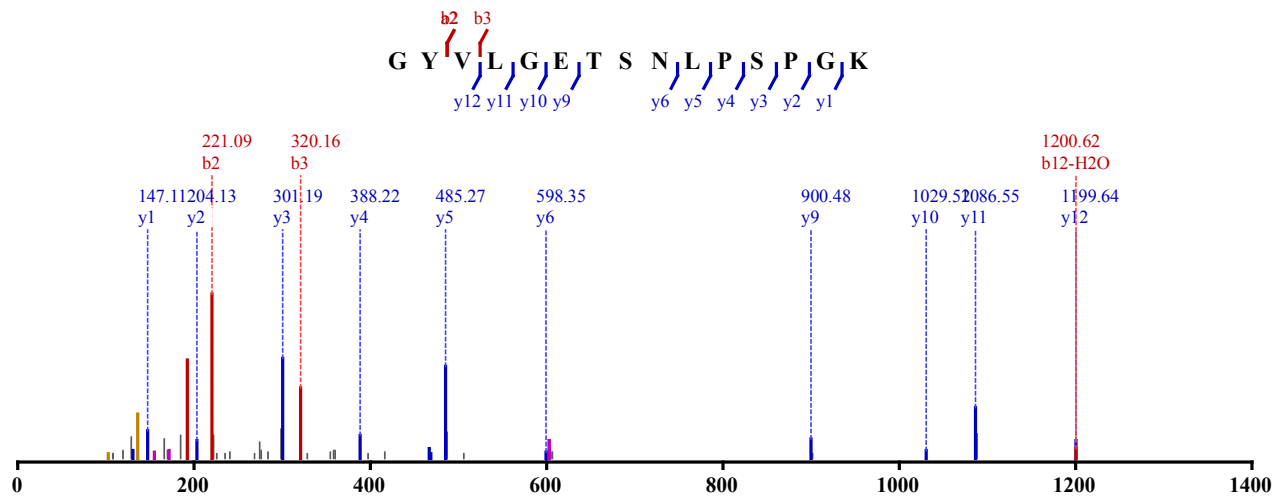


Not Modified

Identified in MSS485 with qvalue 0.00

Charge: 2, Exp. m/z: 759.893, Calc. m/z: 759.892

Data File: HeLa_LysC_pH11_HCD_3, Scans: 41613 - 41613

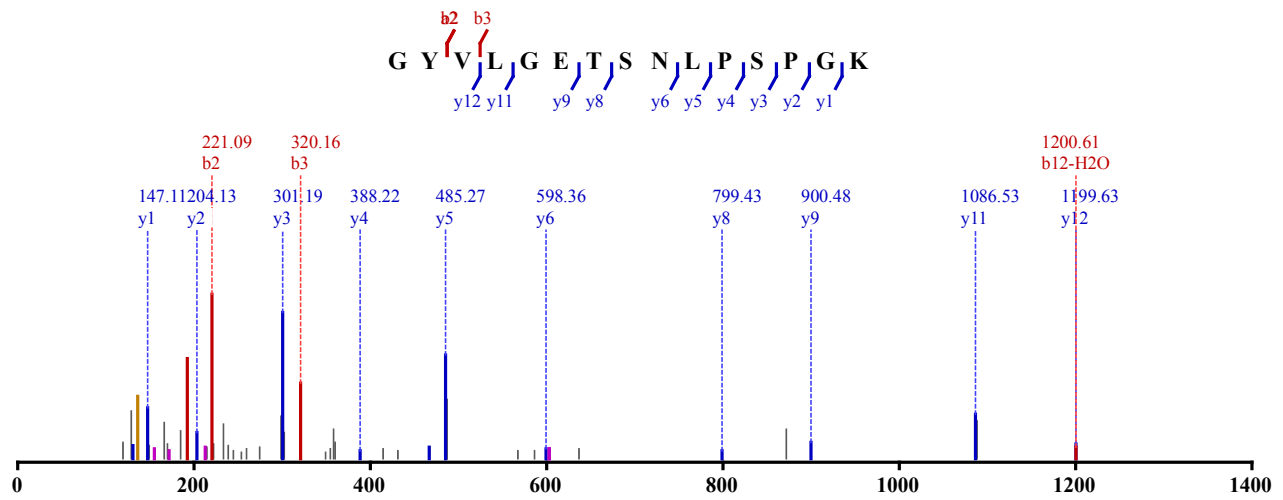


Not Modified

Identified in MSS485 with qvalue 0.00

Charge: 2, Exp. m/z: 759.895, Calc. m/z: 759.892

Data File: HeLa_LysC_pH8_HCD_3, Scans: 38922 - 38922

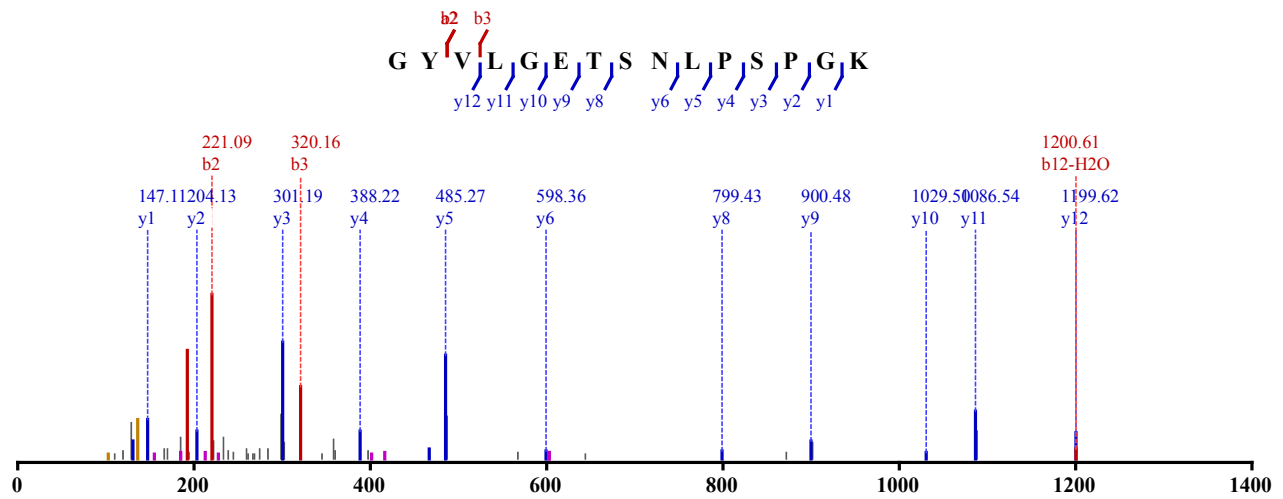


Not Modified

Identified in MSS485 with qvalue 0.00

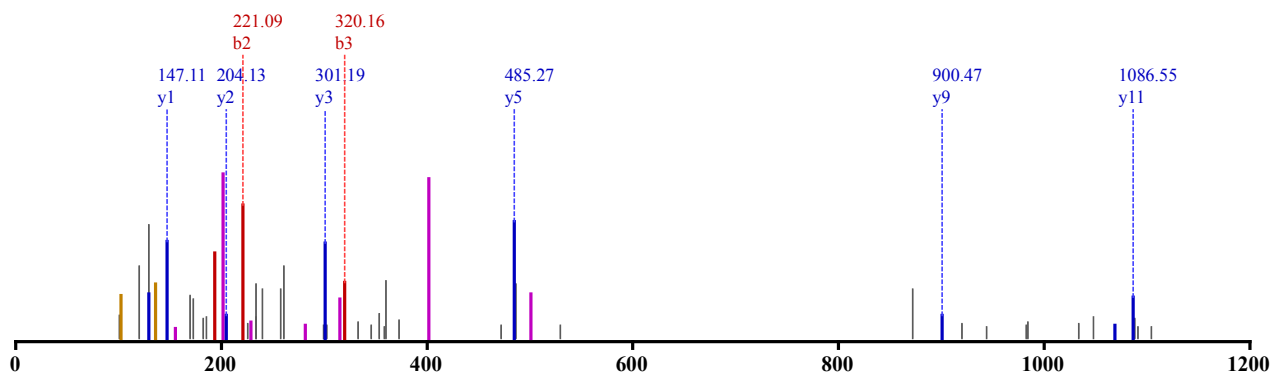
Charge: 2, Exp. m/z: 759.893, Calc. m/z: 759.892

Data File: HeLa_LysC_pH11_HCD_2, Scans: 42525 - 42525

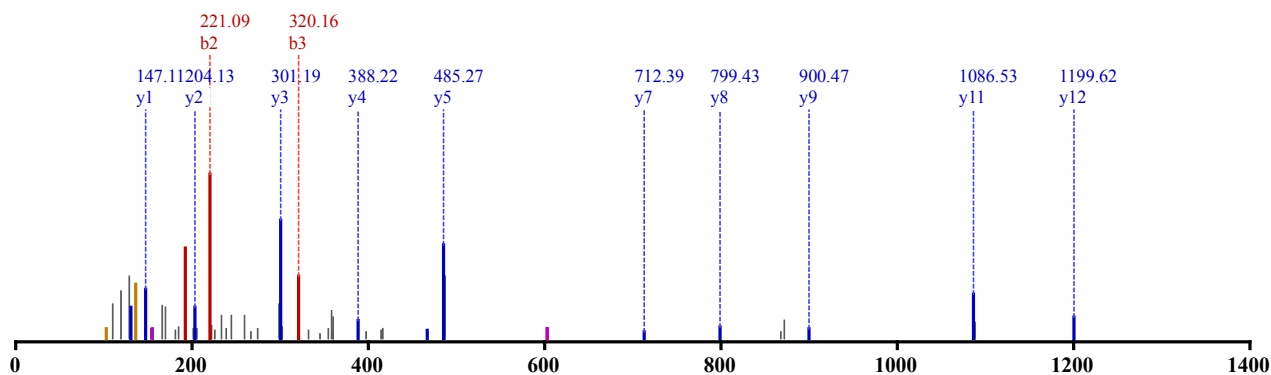


Not Modified

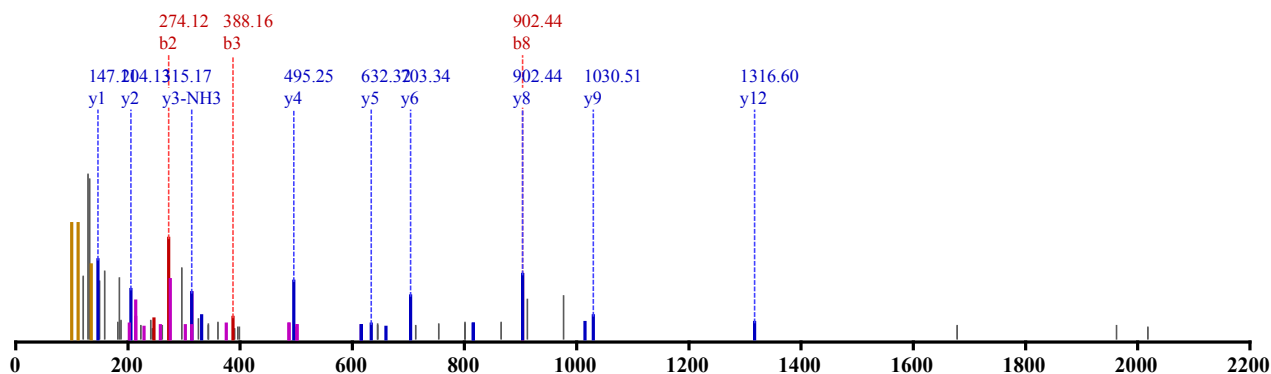
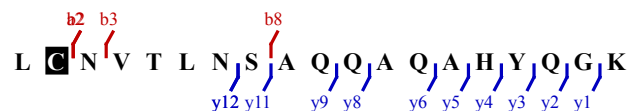
Identified in MSS485 with qvalue 0.00
 Charge: 2, Exp. m/z: 759.893, Calc. m/z: 759.892
 Data File: HeLa_LysC_pH8_HCD_1, Scans: 44580 - 44580



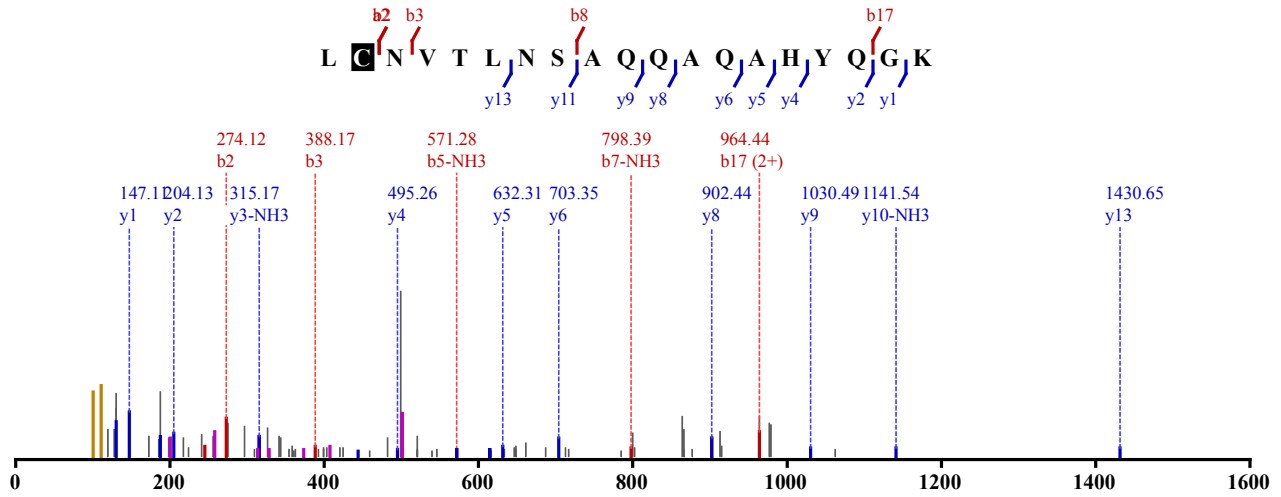
Not Modified
 Identified in MSS485 with qvalue 0.00
 Charge: 2, Exp. m/z: 759.893, Calc. m/z: 759.892
 Data File: HeLa_LysC_pH8_HCD_2, Scans: 39269 - 39269



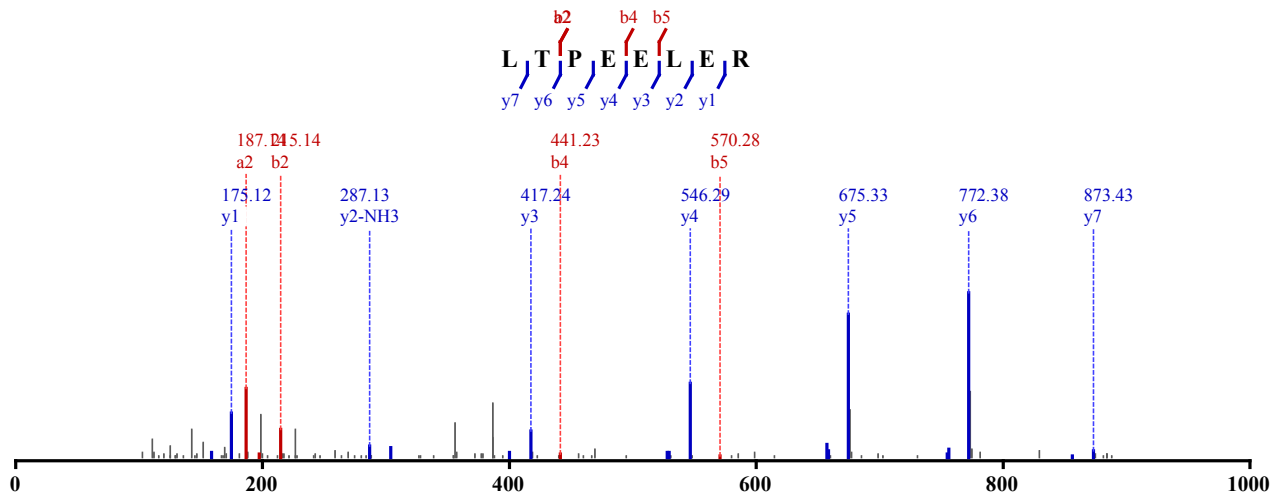
1 x Carbamidomethyl (C)
 Identified in MSS485 with qvalue 0.00
 Charge: 3, Exp. m/z: 711.016, Calc. m/z: 711.017
 Data File: HeLa_LysC_80pcACN_HCD_3, Scans: 23809 - 23809



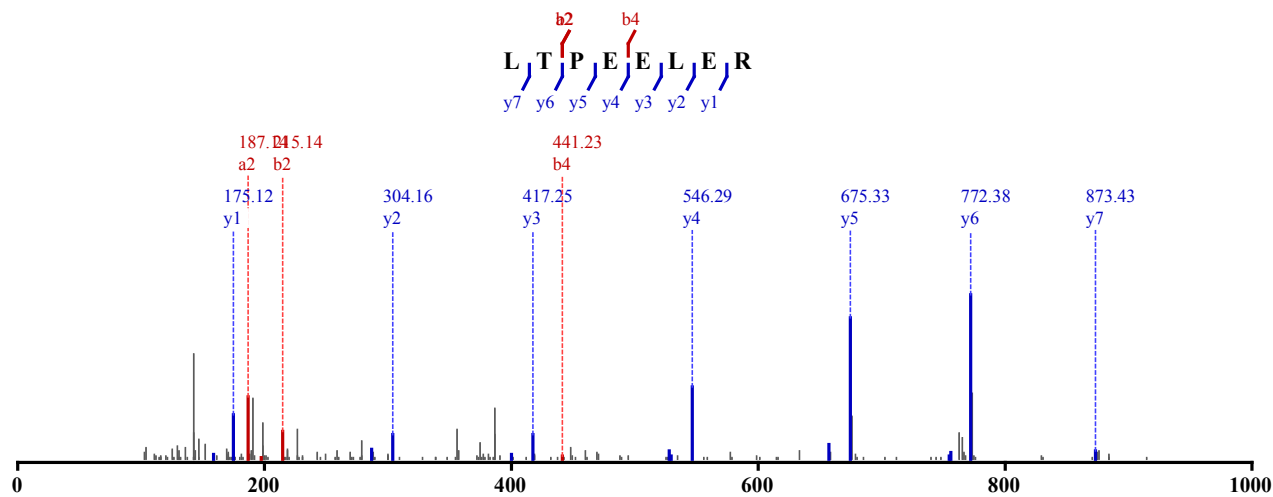
1 x Carbamidomethyl (C)
 Identified in MSS485 with qvalue 0.00
 Charge: 3, Exp. m/z: 711.347, Calc. m/z: 711.017
 Data File: HeLa_LysC_80pcACN_HCD_1, Scans: 28448 - 28448



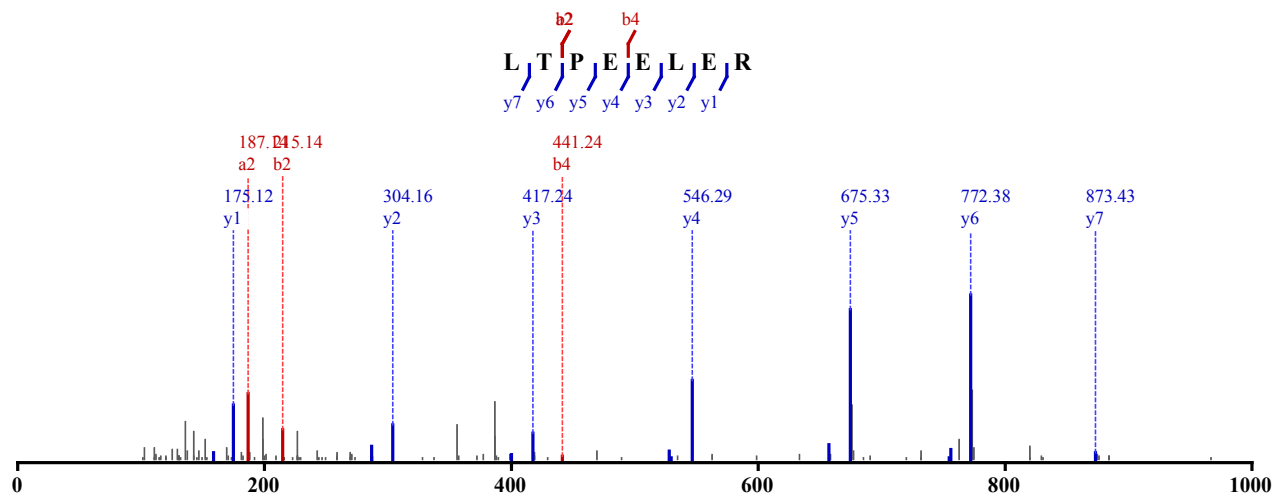
Not Modified
 Identified in MSS30 with qvalue 0.00
 Charge: 2, Exp. m/z: 493.758, Calc. m/z: 493.762
 Data File: 20100611_Velos1_TaGe_SA_Hela_1, Scans: 7128 - 7128



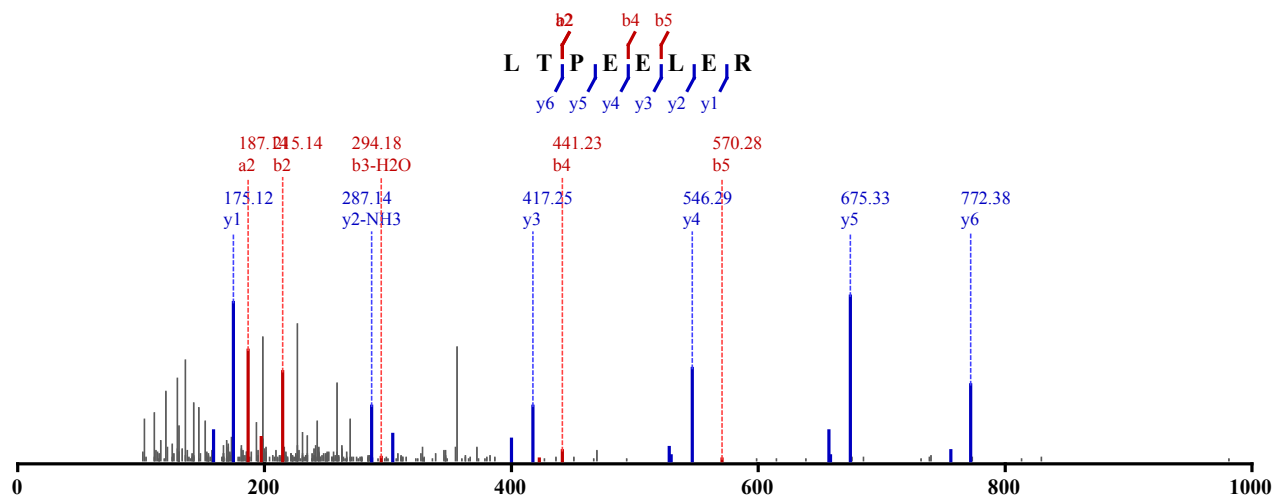
Not Modified
 Identified in MSS30 with qvalue 0.00
 Charge: 2, Exp. m/z: 493.759, Calc. m/z: 493.762
 Data File: 20100611_Velos1_TaGe_SA_Hela_2, Scans: 6787 - 6787



Not Modified
 Identified in MSS30 with qvalue 0.00
 Charge: 2, Exp. m/z: 493.759, Calc. m/z: 493.762
 Data File: 20100611_Velos1_TaGe_SA_HeLa_3, Scans: 6502 - 6502

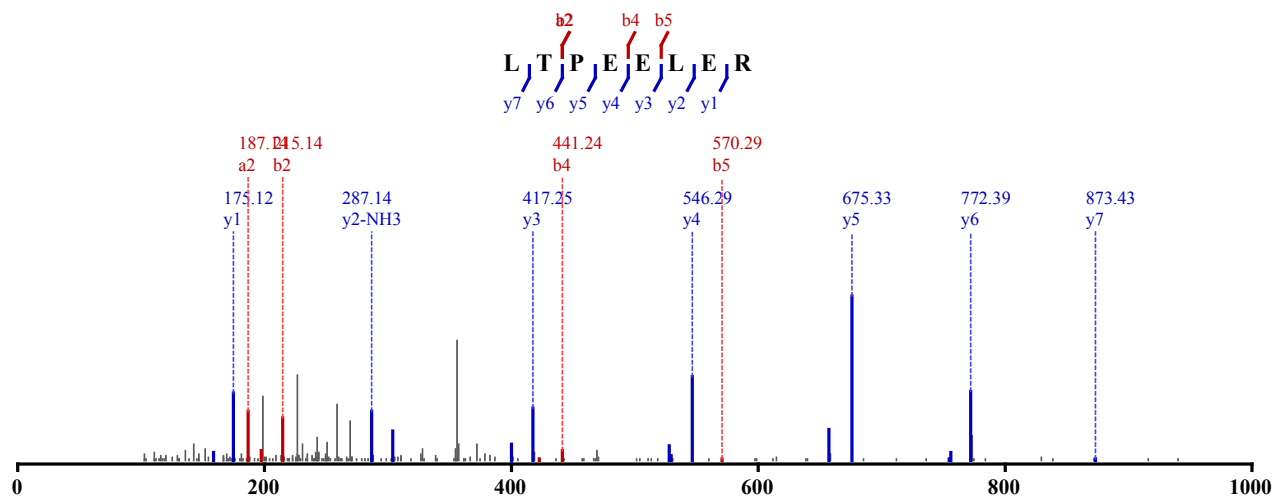


Not Modified
 Identified in MSS30 with qvalue 0.00
 Charge: 2, Exp. m/z: 493.760, Calc. m/z: 493.762
 Data File: 20100726_Velos1_TaGe_SA_HeLa_2, Scans: 7855 - 7855



Not Modified
 Identified in MSS30 with qvalue 0.00
 Charge: 2, Exp. m/z: 493.762, Calc. m/z: 493.762

Data File: 20100726_Velos1_TaGe_SA_HeLa_3, Scans: 7444 - 7444

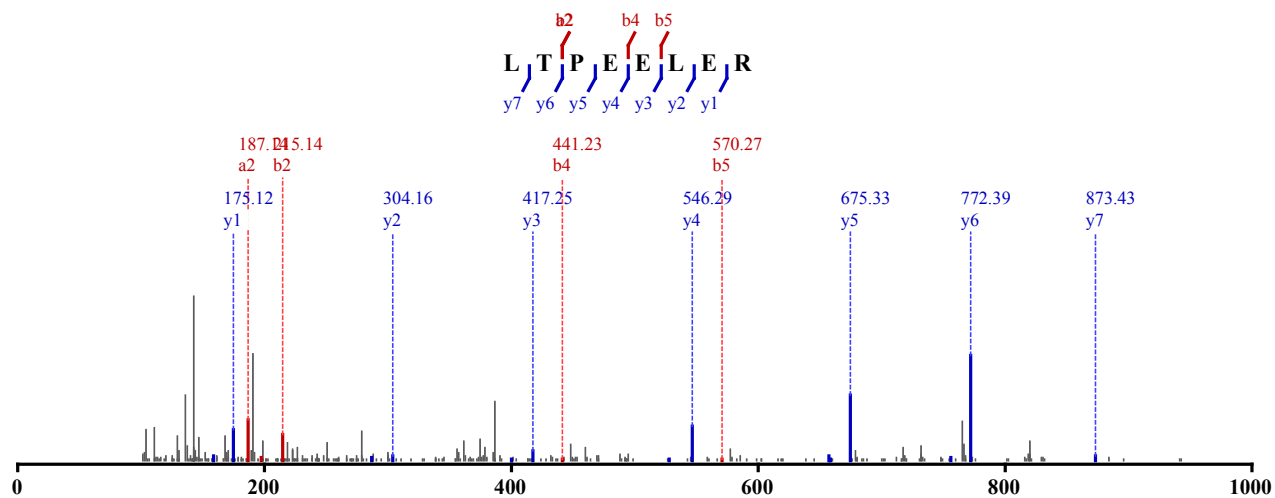


Not Modified

Identified in MSS30 with qvalue 0.00

Charge: 2, Exp. m/z: 493.762, Calc. m/z: 493.762

Data File: 20101224_Velos1_TaGe_SA_HeLa_01, Scans: 9210 - 9210

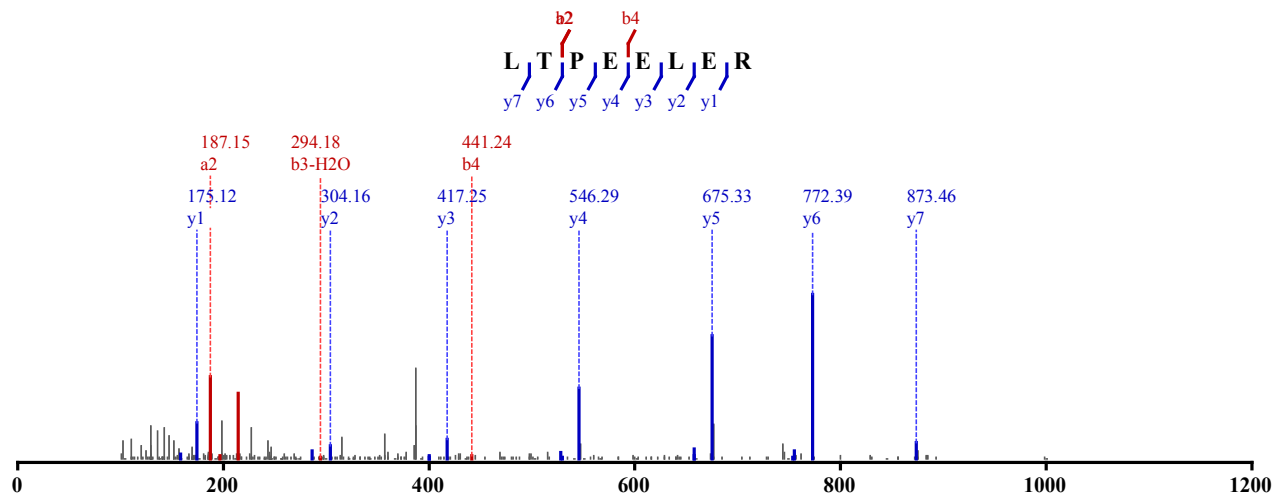


Not Modified

Identified in MSS30 with qvalue 0.00

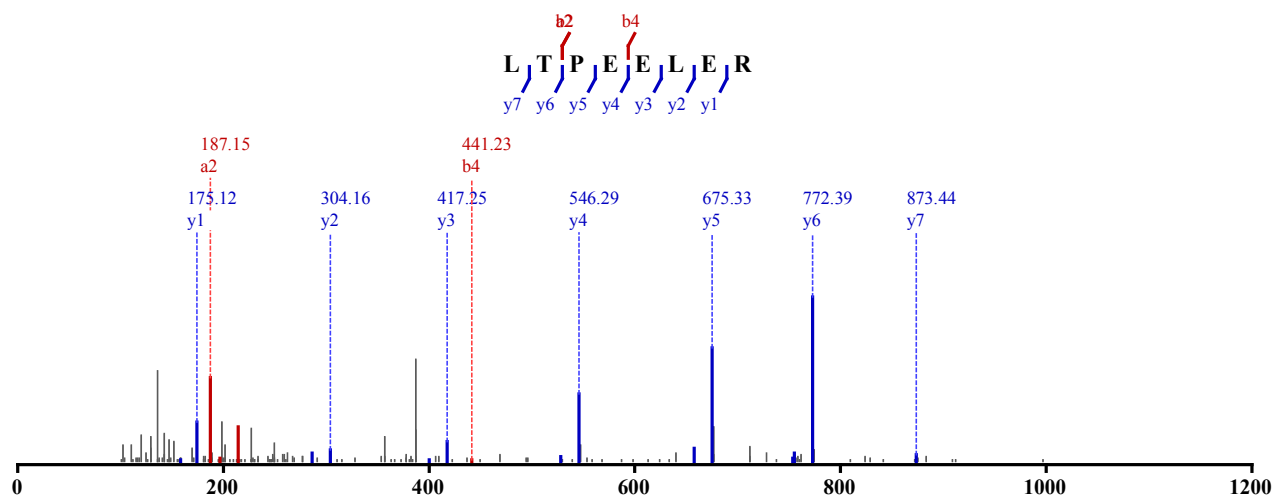
Charge: 2, Exp. m/z: 493.762, Calc. m/z: 493.762

Data File: 20101224_Velos1_TaGe_SA_HeLa_02, Scans: 7577 - 7577

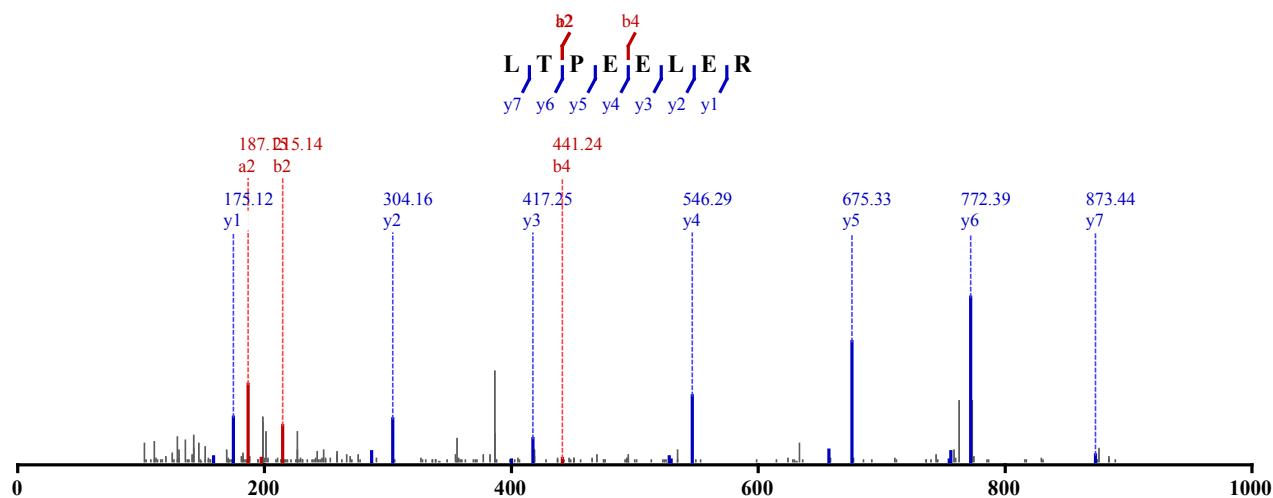


Not Modified

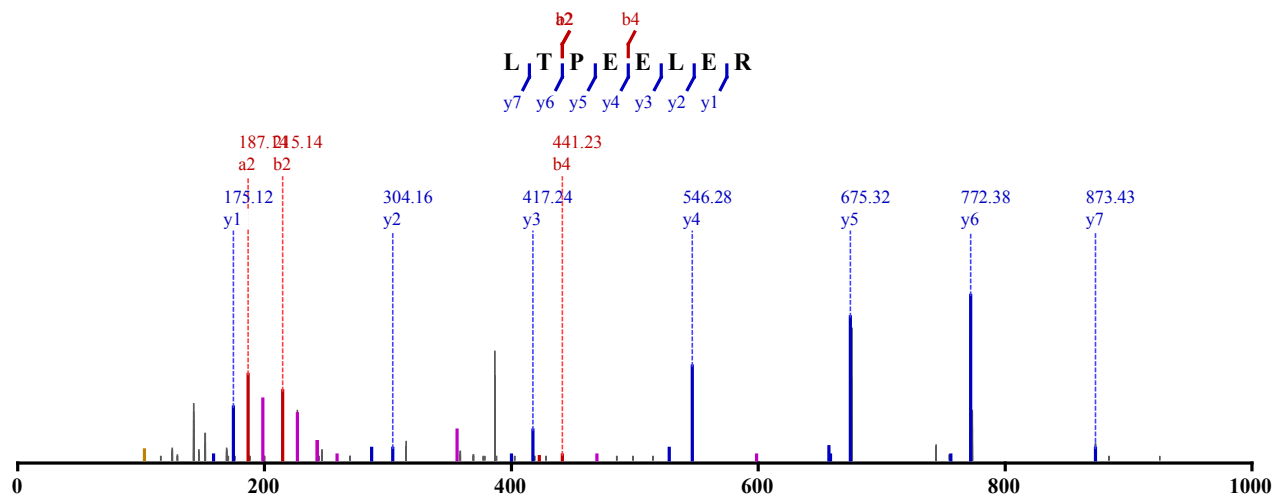
Identified in MSS30 with qvalue 0.00
 Charge: 2, Exp. m/z: 493.763, Calc. m/z: 493.762
 Data File: 20101224_Velos1_TaGe_SA_HeLa_04, Scans: 7154 - 7154



Not Modified
 Identified in MSS30 with qvalue 0.00
 Charge: 2, Exp. m/z: 493.763, Calc. m/z: 493.762
 Data File: 20101224_Velos1_TaGe_SA_HeLa_05, Scans: 6761 - 6761



Not Modified
 Identified in MSS122 with qvalue 0.00
 Charge: 2, Exp. m/z: 493.761, Calc. m/z: 493.762
 Data File: HeLa_try_HCD_2, Scans: 17479 - 17479

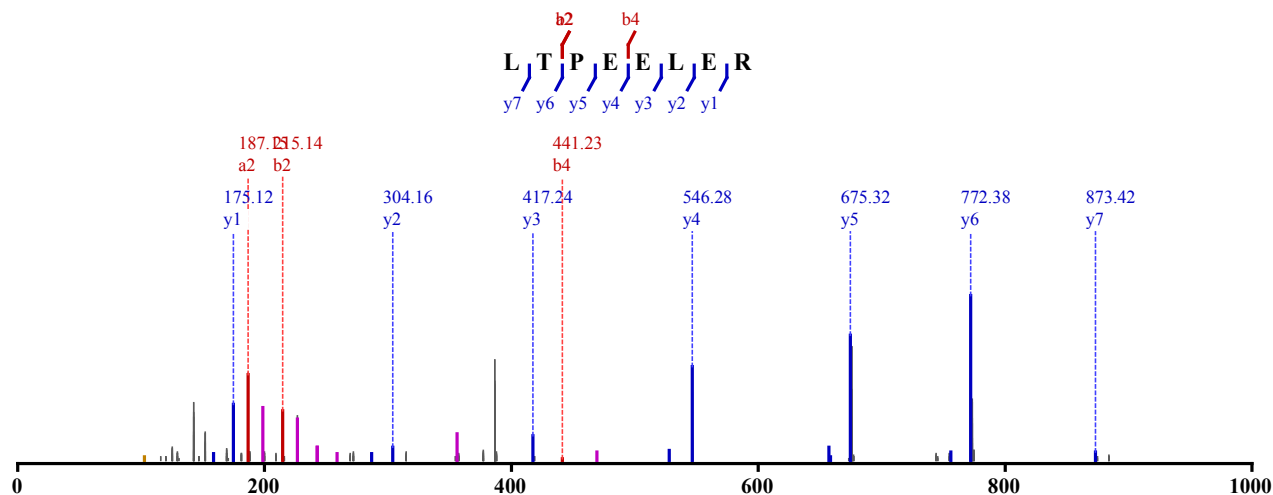


Not Modified

Identified in MSS122 with qvalue 0.00

Charge: 2, Exp. m/z: 493.760, Calc. m/z: 493.762

Data File: HeLa_try_HCD_3, Scans: 17401 - 17401

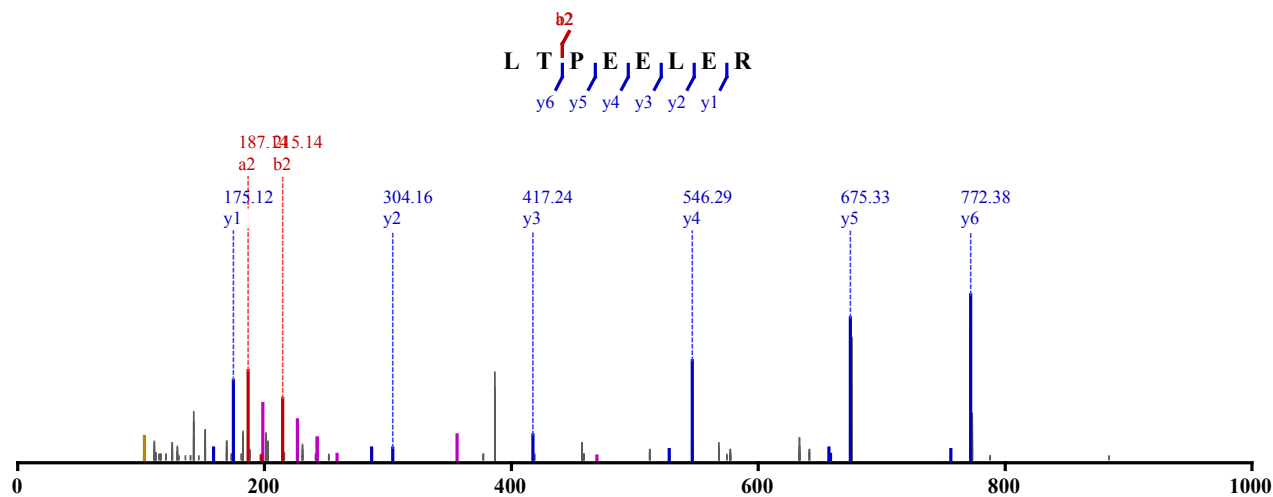


Not Modified

Identified in MSS130 with qvalue 0.00

Charge: 2, Exp. m/z: 493.761, Calc. m/z: 493.762

Data File: HeLa_LysC-try_HCD_1, Scans: 10652 - 10652

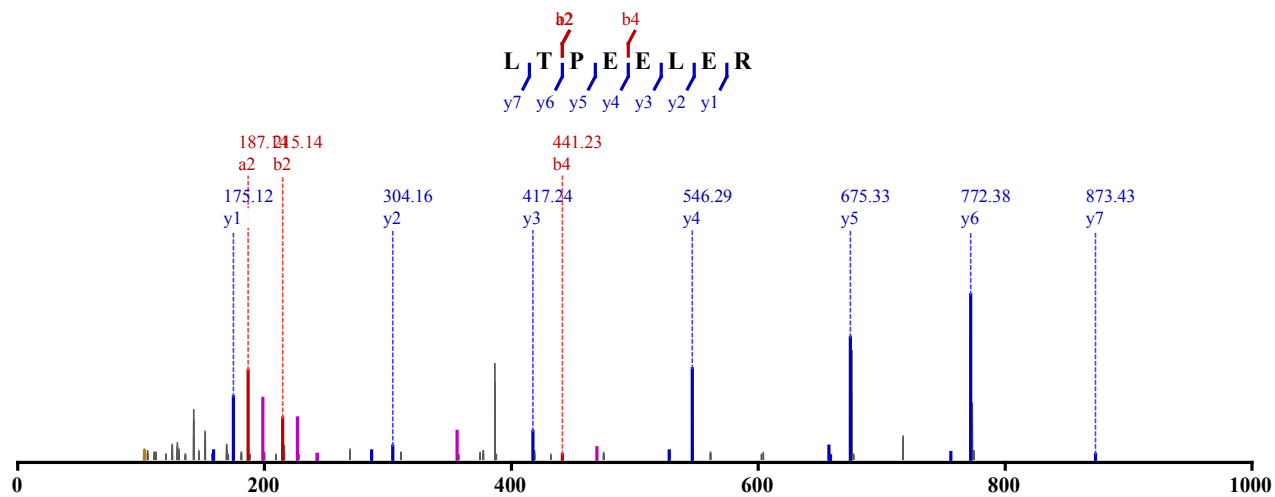


Not Modified

Identified in MSS130 with qvalue 0.00

Charge: 2, Exp. m/z: 493.762, Calc. m/z: 493.762

Data File: HeLa_LysC-try_HCD_2, Scans: 18034 - 18034

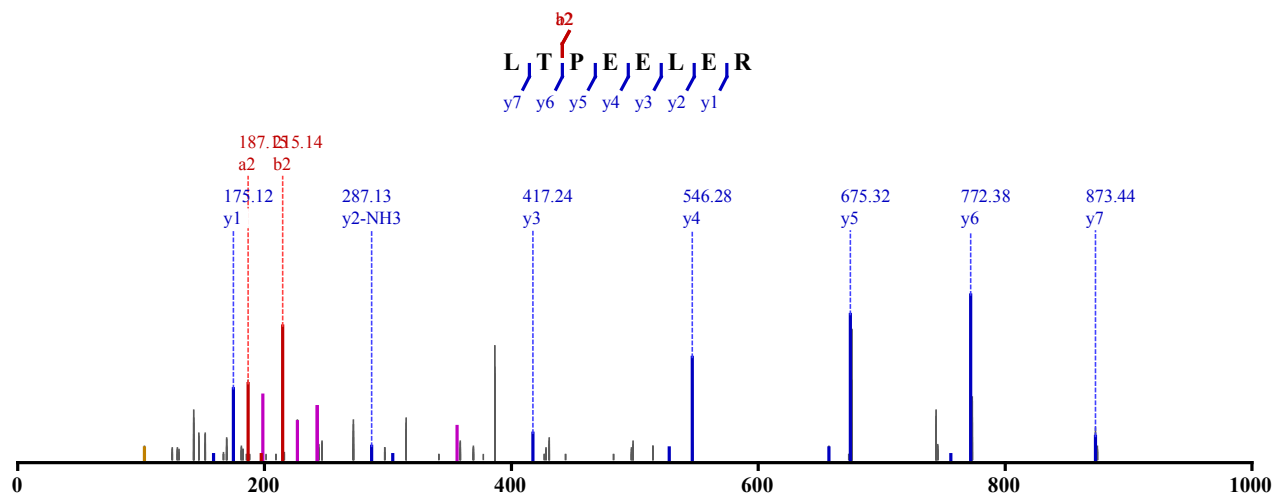


Not Modified

Identified in MSS130 with qvalue 0.00

Charge: 2, Exp. m/z: 493.760, Calc. m/z: 493.762

Data File: HeLa_LysC-try_HCD_2, Scans: 18193 - 18193

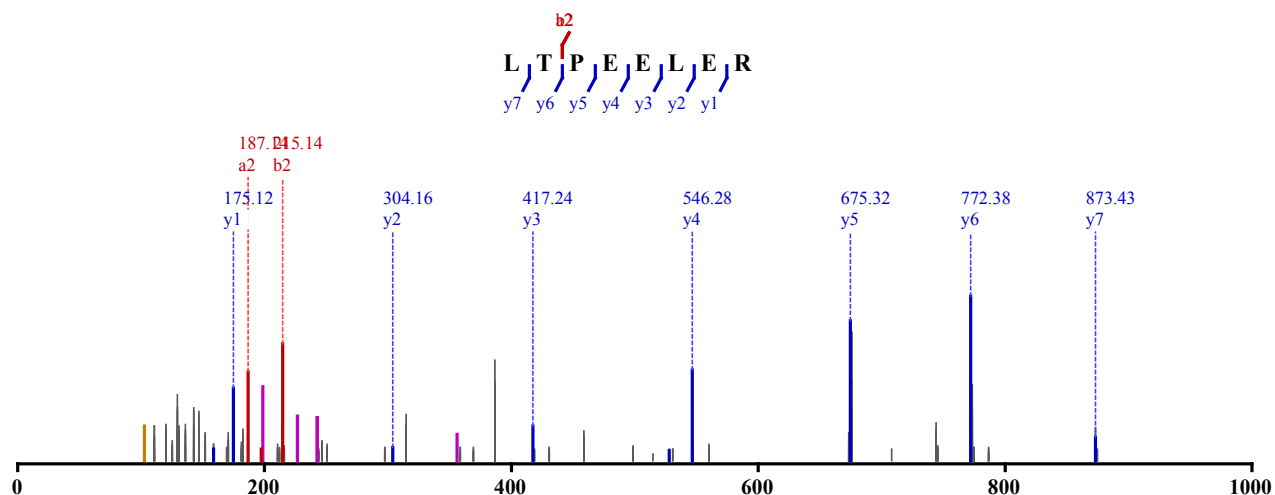


Not Modified

Identified in MSS130 with qvalue 0.00

Charge: 2, Exp. m/z: 493.761, Calc. m/z: 493.762

Data File: HeLa_LysC-try_HCD_3, Scans: 17862 - 17862

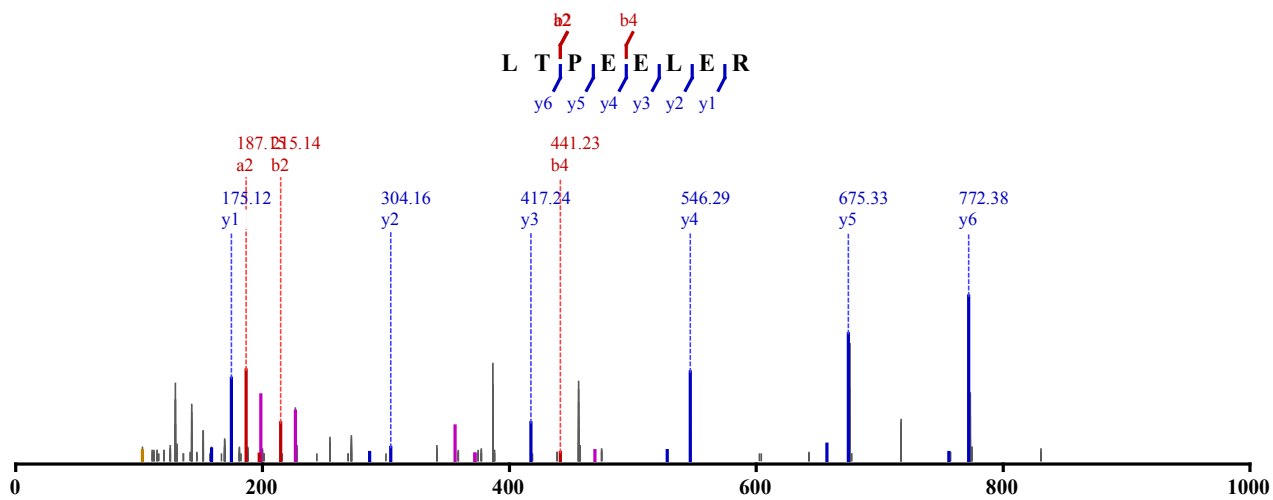


Not Modified

Identified in MSS130 with qvalue 0.00

Charge: 2, Exp. m/z: 493.761, Calc. m/z: 493.762

Data File: HeLa_LysC-try_HCD_3, Scans: 17617 - 17617

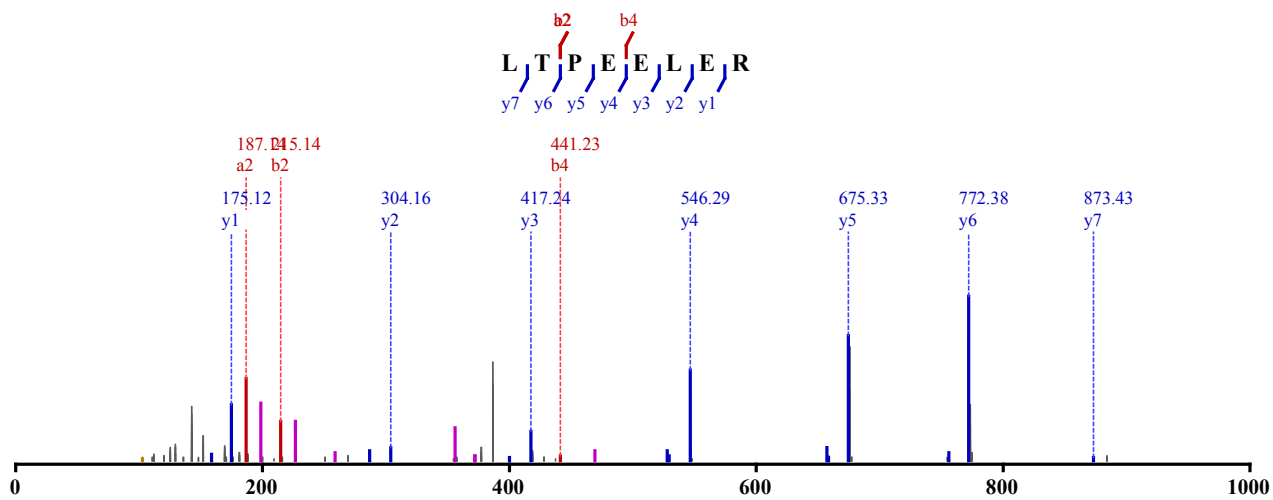


Not Modified

Identified in MSS134 with qvalue 0.00

Charge: 2, Exp. m/z: 493.762, Calc. m/z: 493.762

Data File: HeLa_GluC-try_HCD_2, Scans: 17438 - 17438

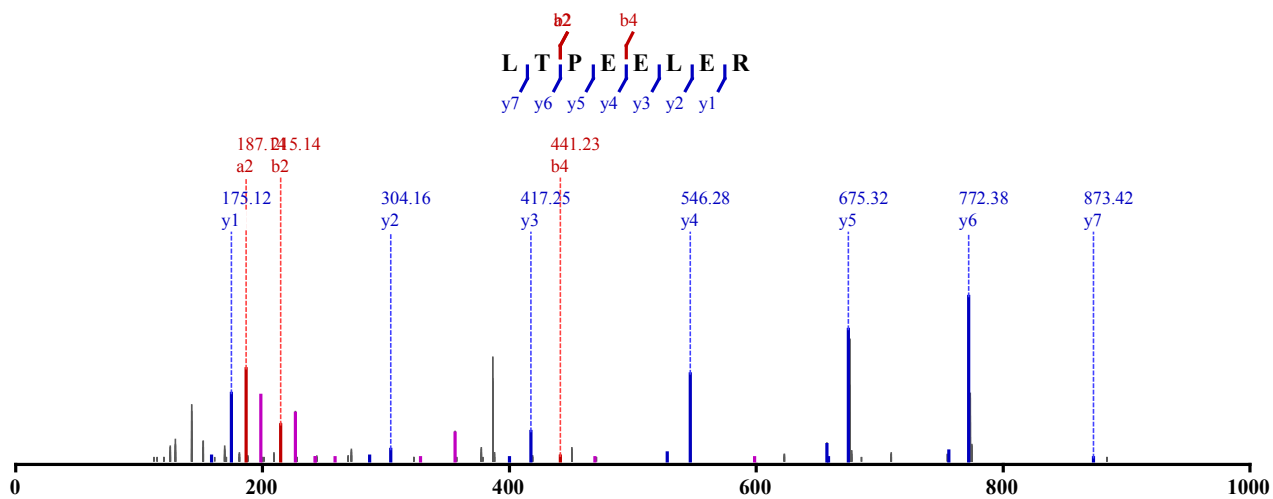


Not Modified

Identified in MSS134 with qvalue 0.00

Charge: 2, Exp. m/z: 493.760, Calc. m/z: 493.762

Data File: HeLa_GluC-try_HCD_3, Scans: 16713 - 16713



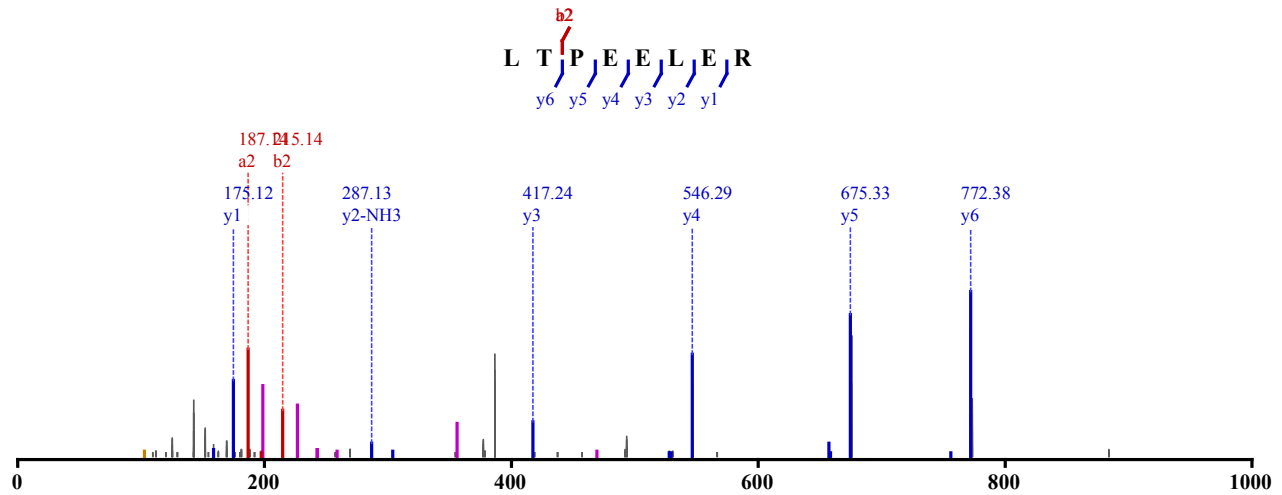
Not Modified

Not Modified

Identified in MSS139 with qvalue 0.00

Charge: 2, Exp. m/z: 493.761, Calc. m/z: 493.762

Data File: HeLa_chytry-try_HCD_1, Scans: 16917 - 16917

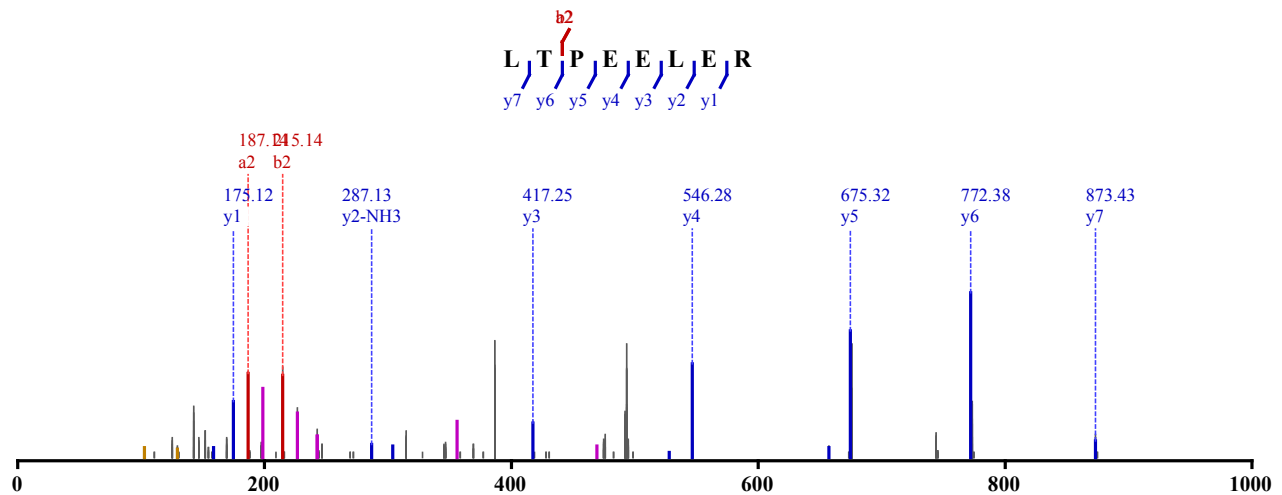


Not Modified

Identified in MSS139 with qvalue 0.00

Charge: 2, Exp. m/z: 493.760, Calc. m/z: 493.762

Data File: HeLa_chytry-try_HCD_2, Scans: 17661 - 17661

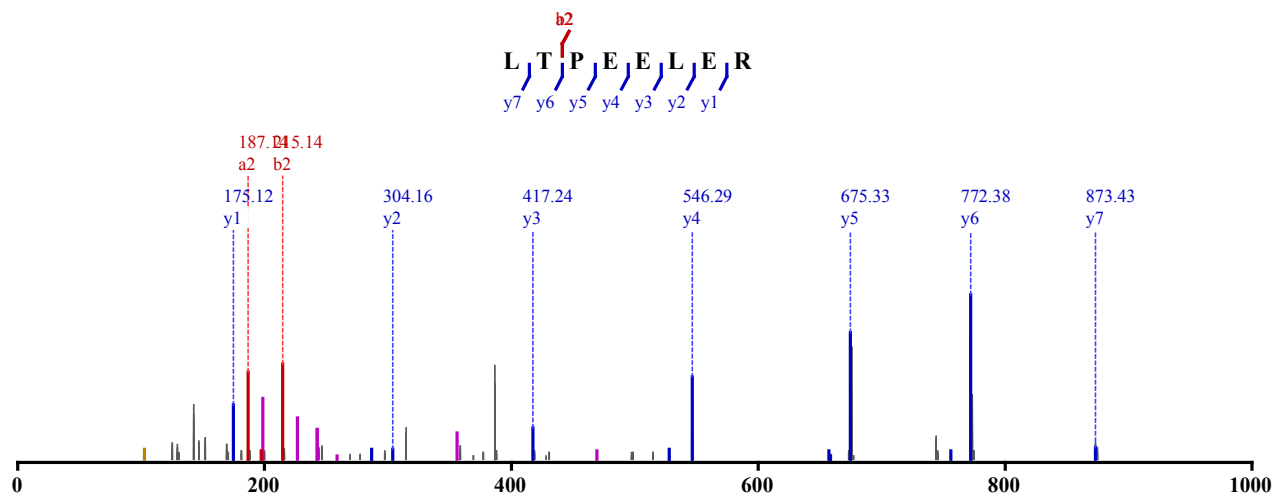


Not Modified

Identified in MSS139 with qvalue 0.00

Charge: 2, Exp. m/z: 493.762, Calc. m/z: 493.762

Data File: HeLa_chytry-try_HCD_3, Scans: 17178 - 17178

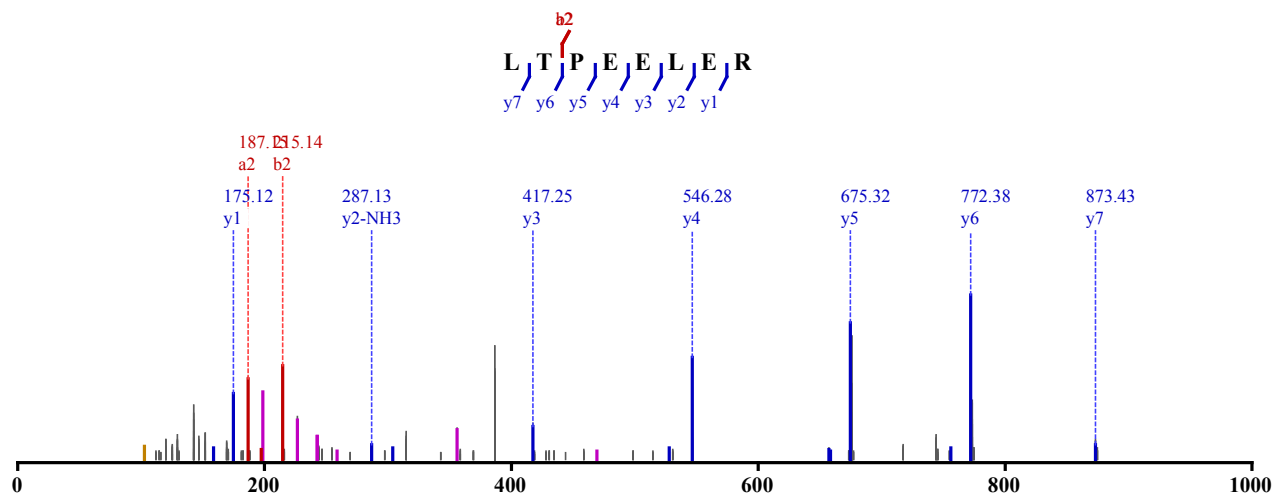


Not Modified

Identified in MSS141 with qvalue 0.00

Charge: 2, Exp. m/z: 493.760, Calc. m/z: 493.762

Data File: HeLa_AspN-try_HCD_1, Scans: 17337 - 17337

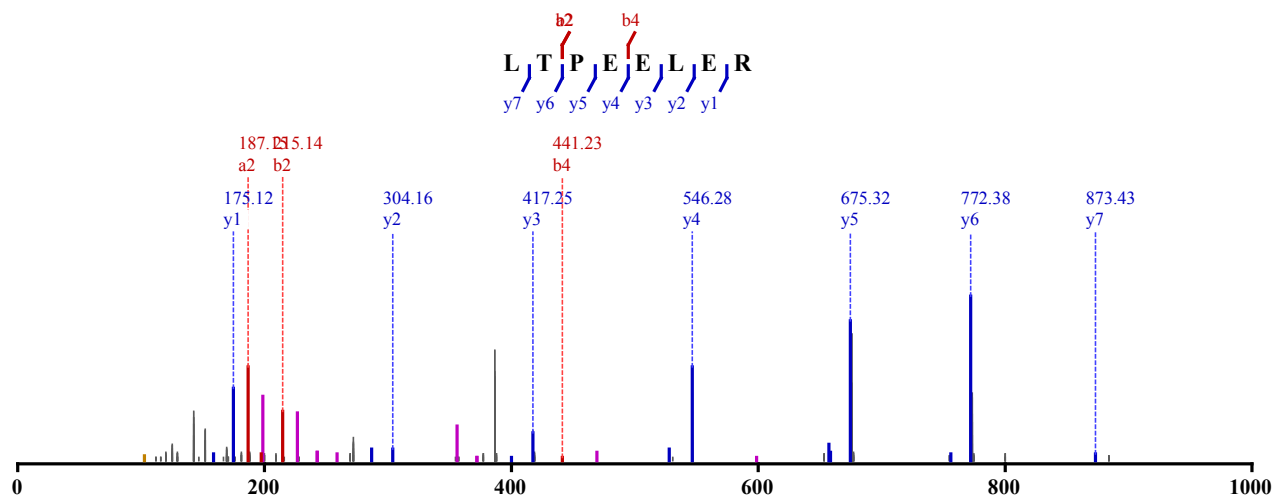


Not Modified

Identified in MSS141 with qvalue 0.00

Charge: 2, Exp. m/z: 493.760, Calc. m/z: 493.762

Data File: HeLa_AspN-try_HCD_1, Scans: 17494 - 17494

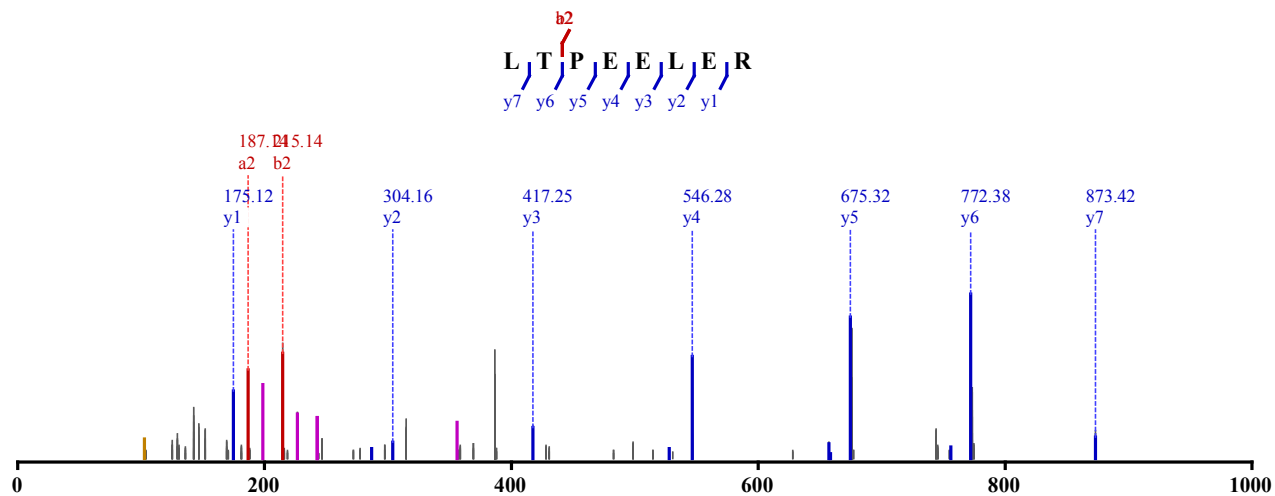


Not Modified

Identified in MSS141 with qvalue 0.00

Charge: 2, Exp. m/z: 493.760, Calc. m/z: 493.762

Data File: HeLa_AspN-try_HCD_2, Scans: 17065 - 17065

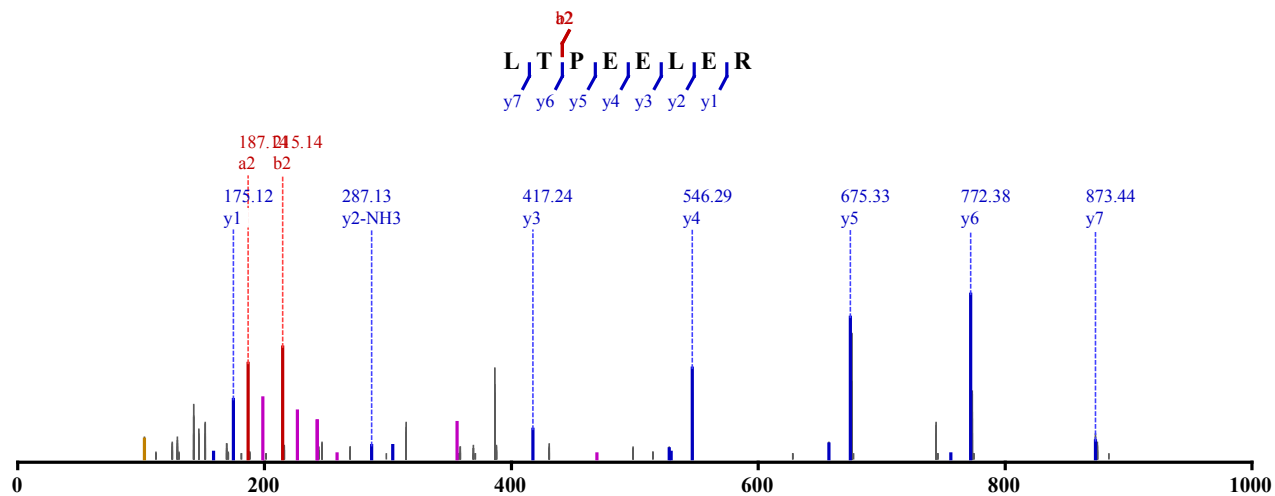


Not Modified

Identified in MSS141 with qvalue 0.00

Charge: 2, Exp. m/z: 493.761, Calc. m/z: 493.762

Data File: HeLa_AspN-try_HCD_3, Scans: 14175 - 14175

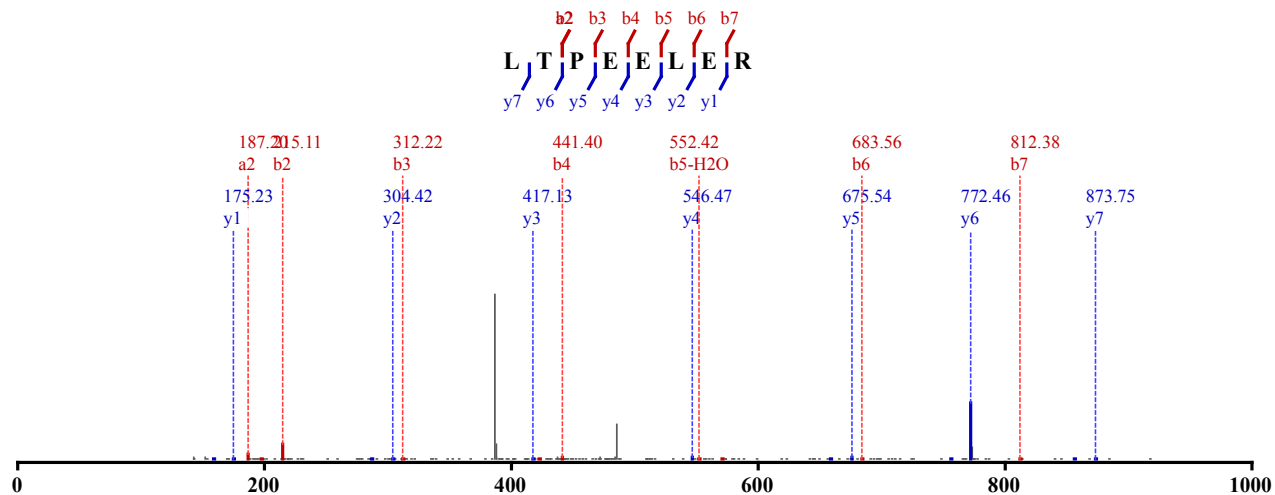


Not Modified

Identified in MSS241 with qvalue 0.00

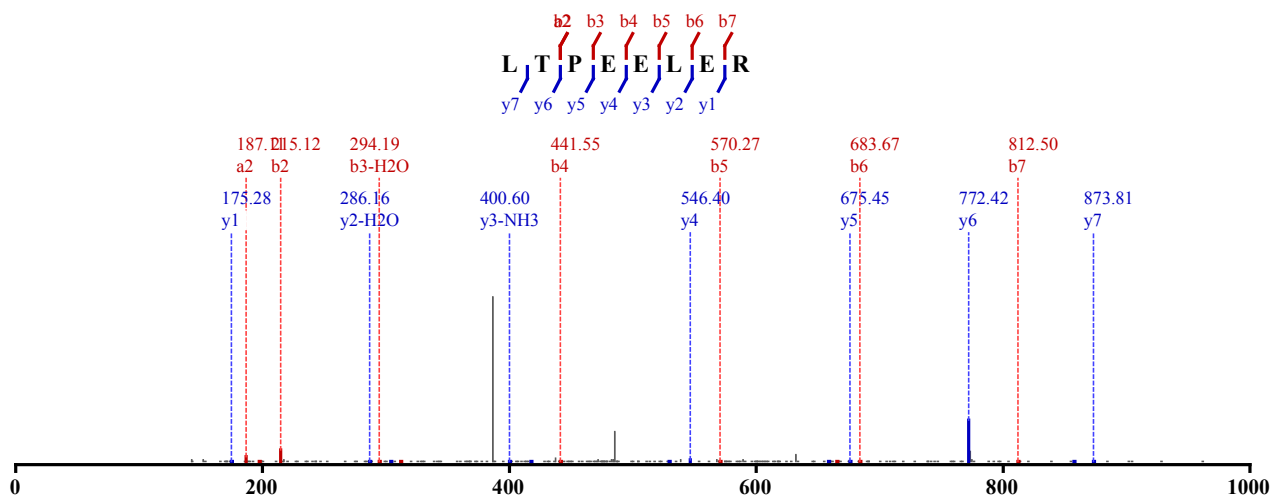
Charge: 2, Exp. m/z: 493.761, Calc. m/z: 493.762

Data File: HeLa_try_CID-ETD_1, Scans: 13192 - 13192

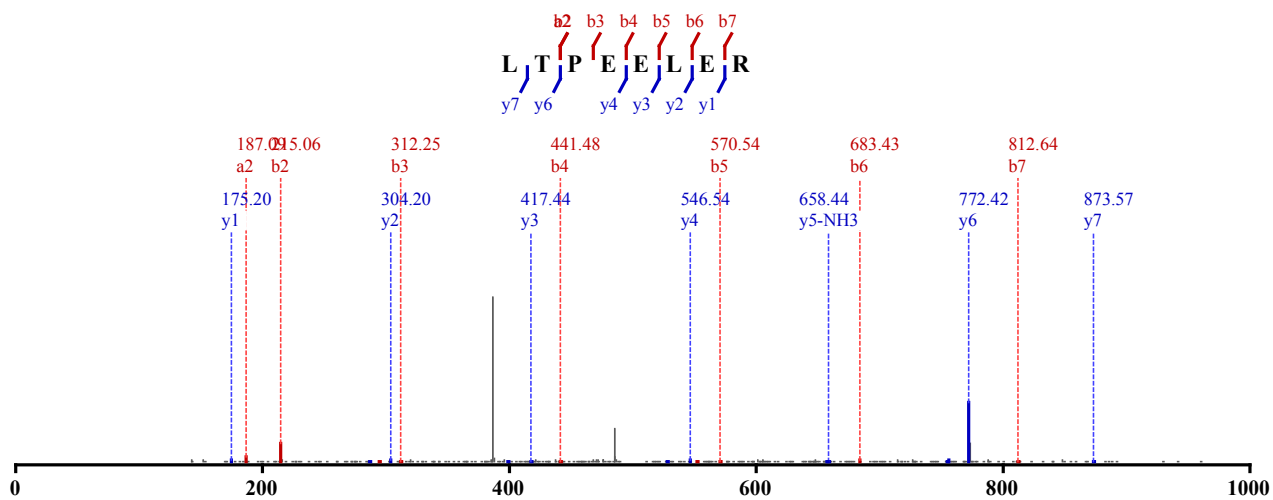


Not Modified

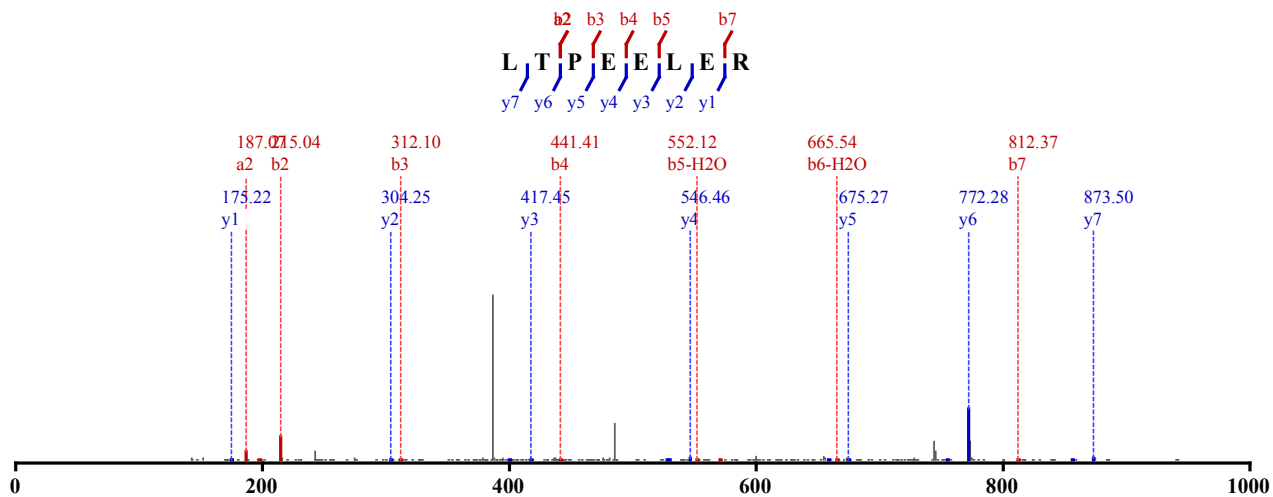
Identified in MSS241 with qvalue 0.00
 Charge: 2, Exp. m/z: 493.762, Calc. m/z: 493.762
 Data File: HeLa_try_CID-ETD_2, Scans: 12263 - 12263



Not Modified
 Identified in MSS241 with qvalue 0.00
 Charge: 2, Exp. m/z: 493.762, Calc. m/z: 493.762
 Data File: HeLa_Try_CID-ETD_3, Scans: 11735 - 11735



Not Modified
 Identified in MSS241 with qvalue 0.00
 Charge: 2, Exp. m/z: 493.762, Calc. m/z: 493.762
 Data File: HeLa_Try_CID-ETD_3, Scans: 11818 - 11818

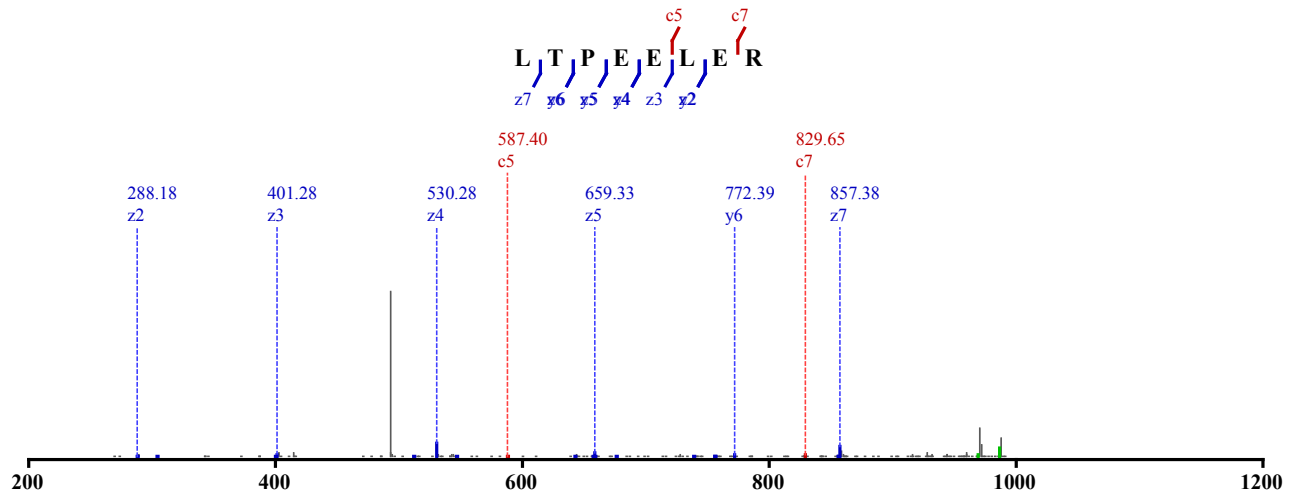


Not Modified

Identified in MSS248 with qvalue 0.01

Charge: 2, Exp. m/z: 493.761, Calc. m/z: 493.762

Data File: HeLa_Try_ETD_2, Scans: 7588 - 7588

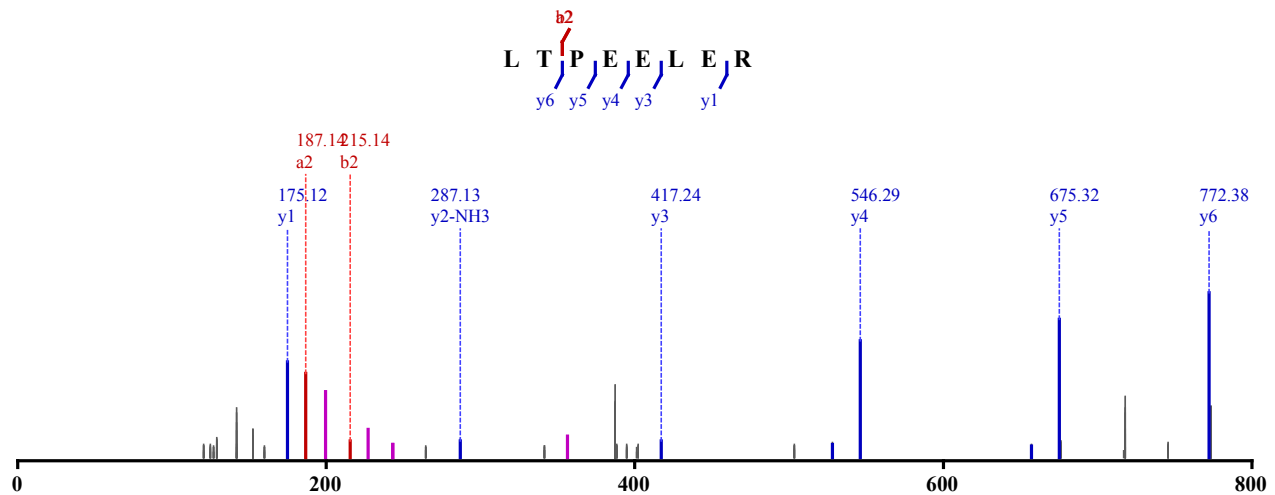


Not Modified

Identified in MSS257 with qvalue 0.00

Charge: 2, Exp. m/z: 493.762, Calc. m/z: 493.762

Data File: HeLa_ArgC_HCD_3, Scans: 18720 - 18720

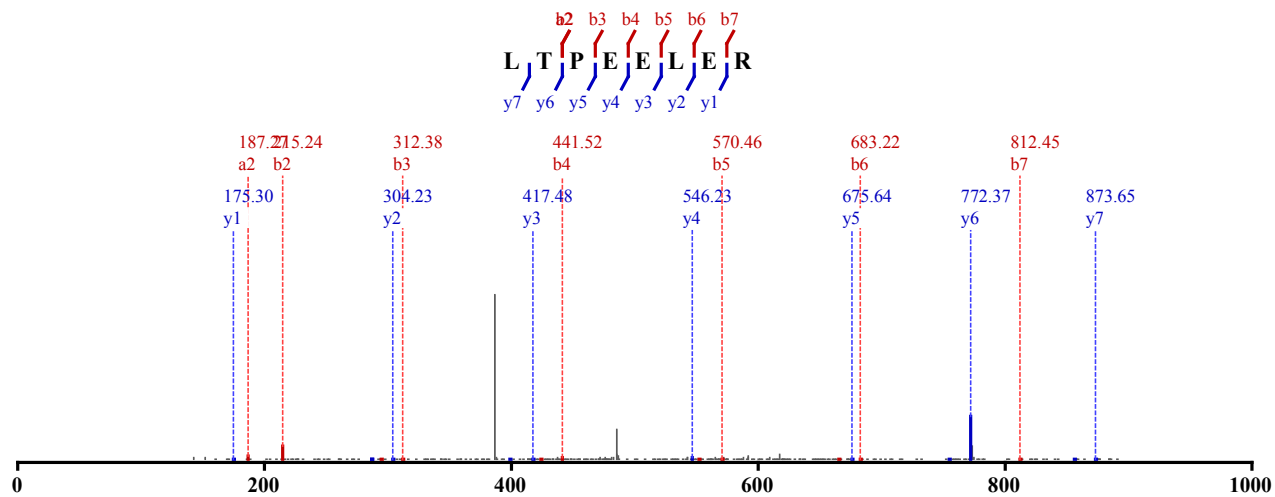


Not Modified

Identified in MSS255 with qvalue 0.01

Charge: 2, Exp. m/z: 493.763, Calc. m/z: 493.762

Data File: HeLa_ArgC_CID_3, Scans: 12038 - 12038

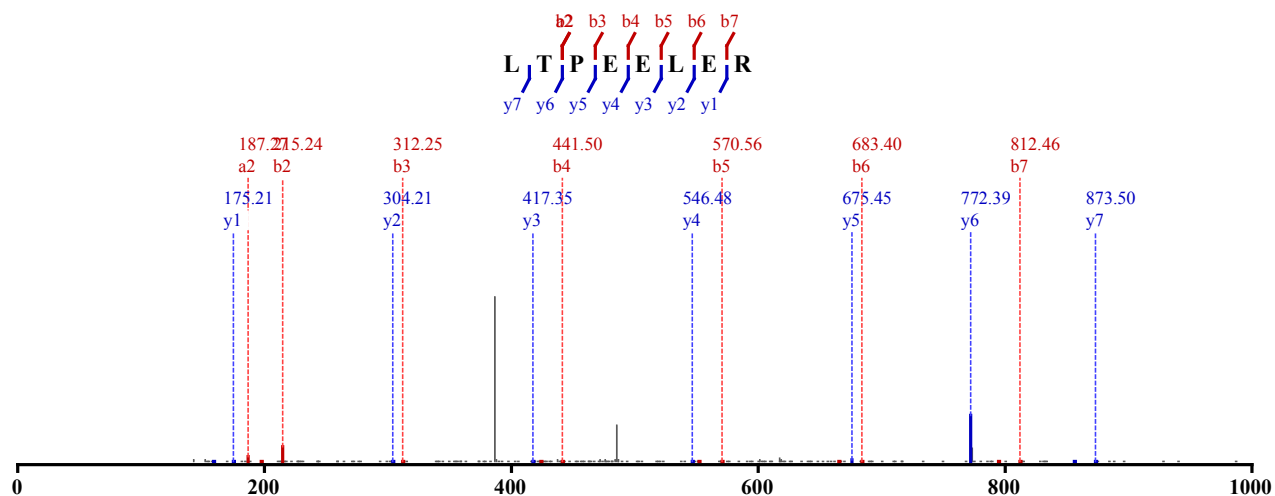


Not Modified

Identified in MSS259 with qvalue 0.00

Charge: 2, Exp. m/z: 493.762, Calc. m/z: 493.762

Data File: HeLa_ArgC-LysC_CID_1, Scans: 13076 - 13076

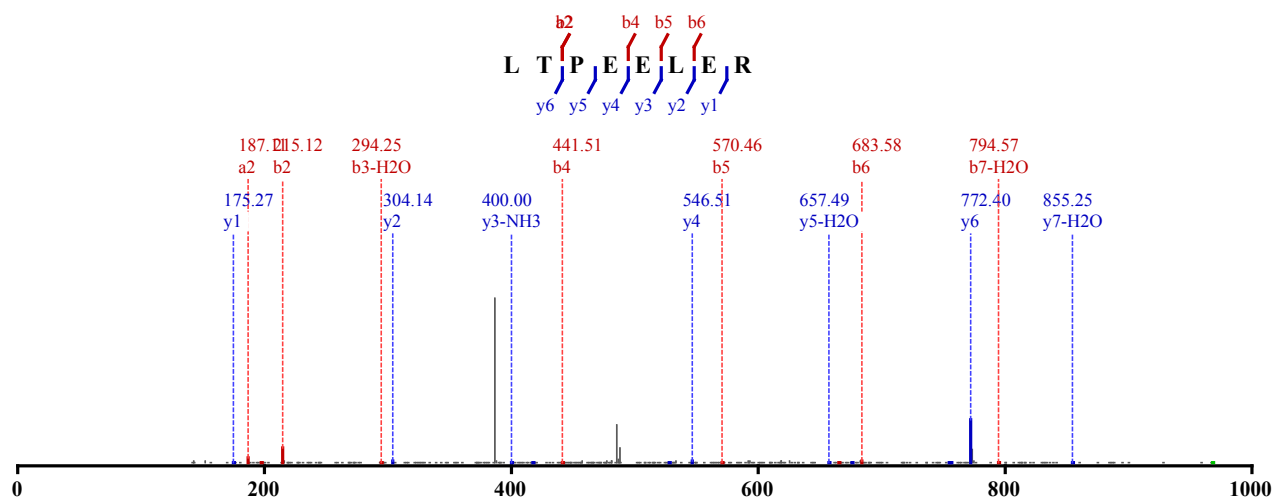


Not Modified

Identified in MSS262 with qvalue 0.00

Charge: 2, Exp. m/z: 493.762, Calc. m/z: 493.762

Data File: HeLa_ArgC-Try_CID_1, Scans: 13286 - 13286

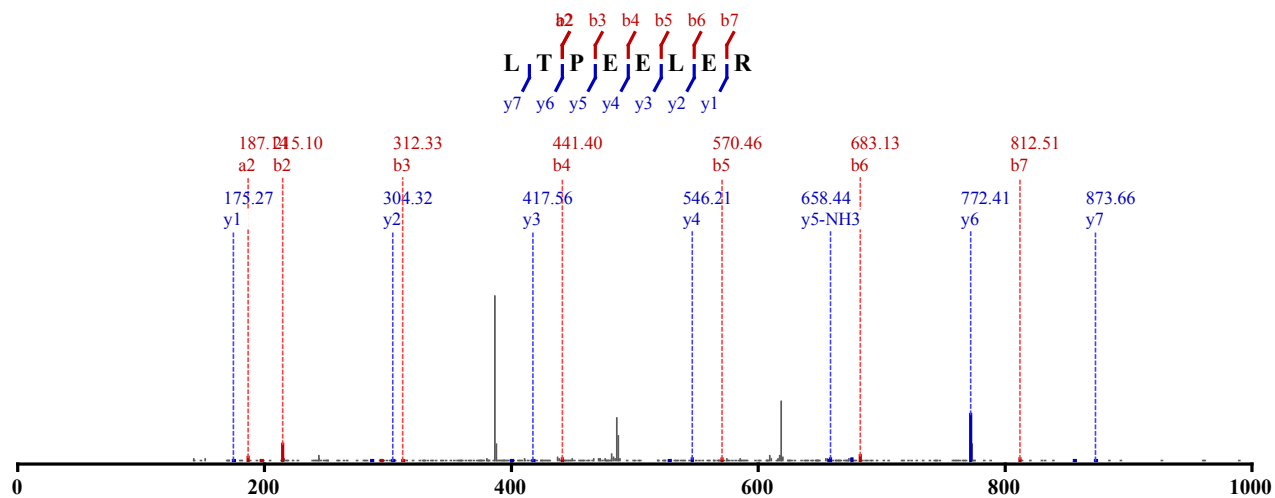


Not Modified

Identified in MSS262 with qvalue 0.01

Charge: 2, Exp. m/z: 493.762, Calc. m/z: 493.762

Data File: HeLa_ArgC-Try_CID_3, Scans: 12771 - 12771

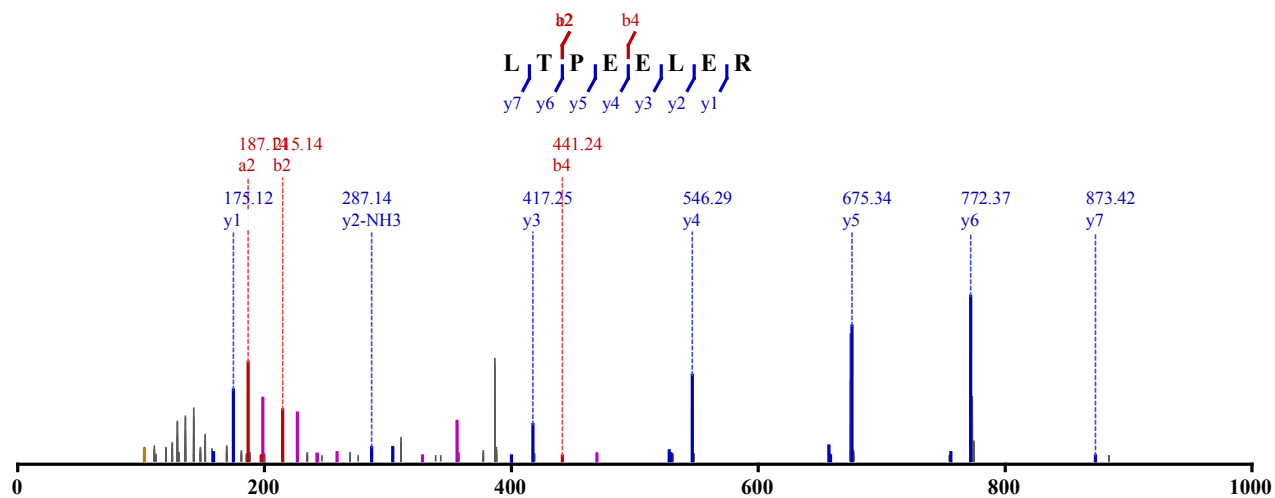


Not Modified

Identified in MSS268 with qvalue 0.00

Charge: 2, Exp. m/z: 493.761, Calc. m/z: 493.762

Data File: HeLa_ArgC-GluC_HCD_1, Scans: 18741 - 18741

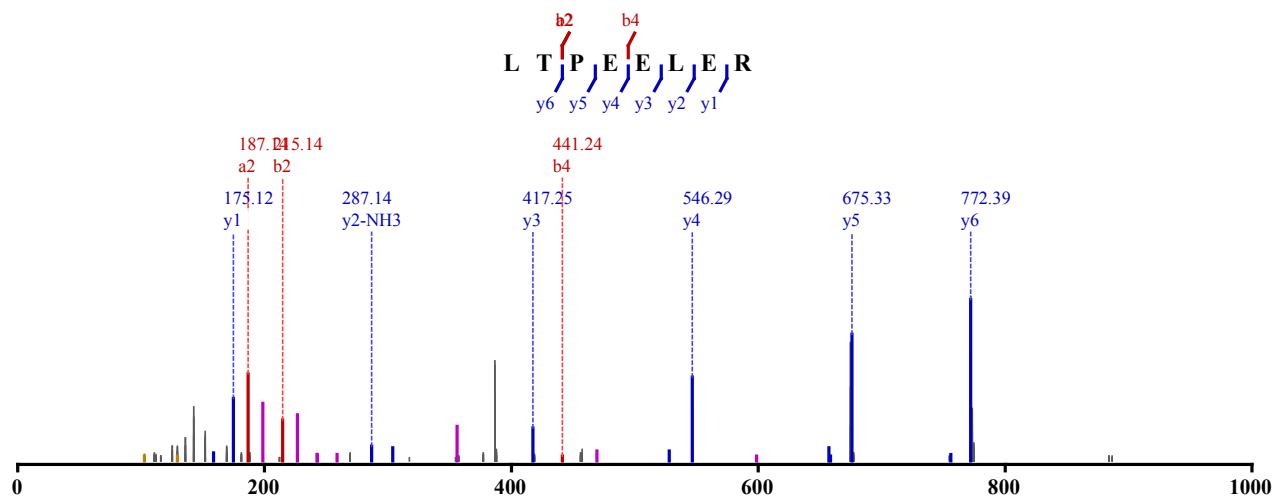


Not Modified

Identified in MSS268 with qvalue 0.00

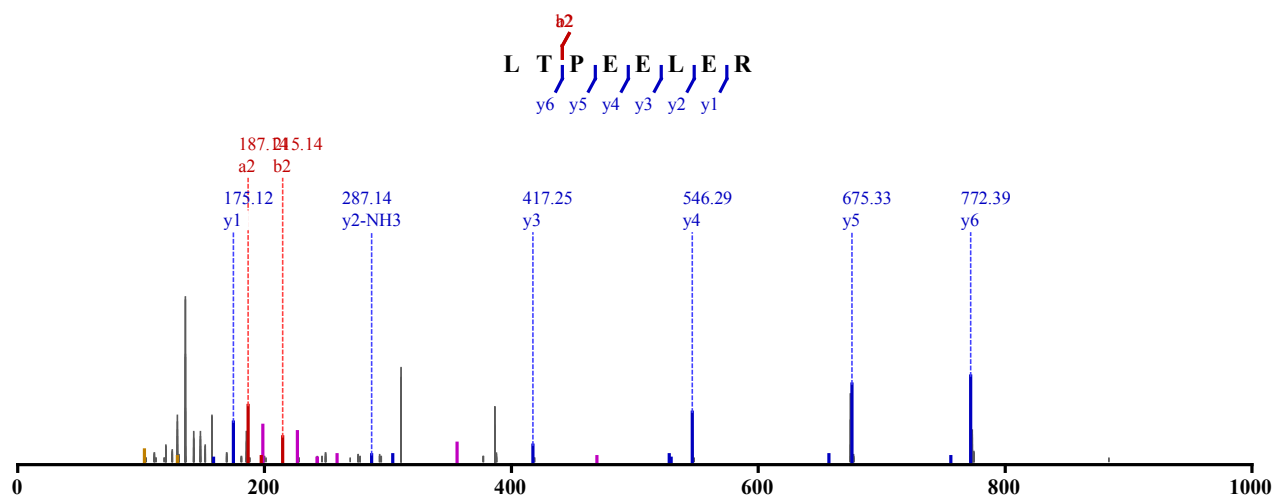
Charge: 2, Exp. m/z: 493.761, Calc. m/z: 493.762

Data File: HeLa_ArgC-GluC_HCD_1, Scans: 18866 - 18866

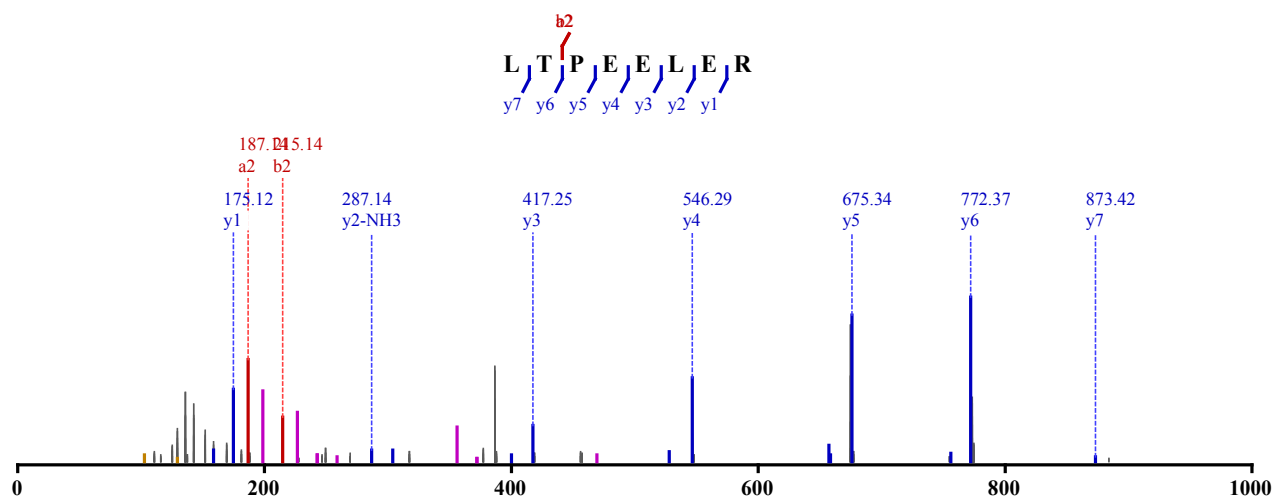


Not Modified

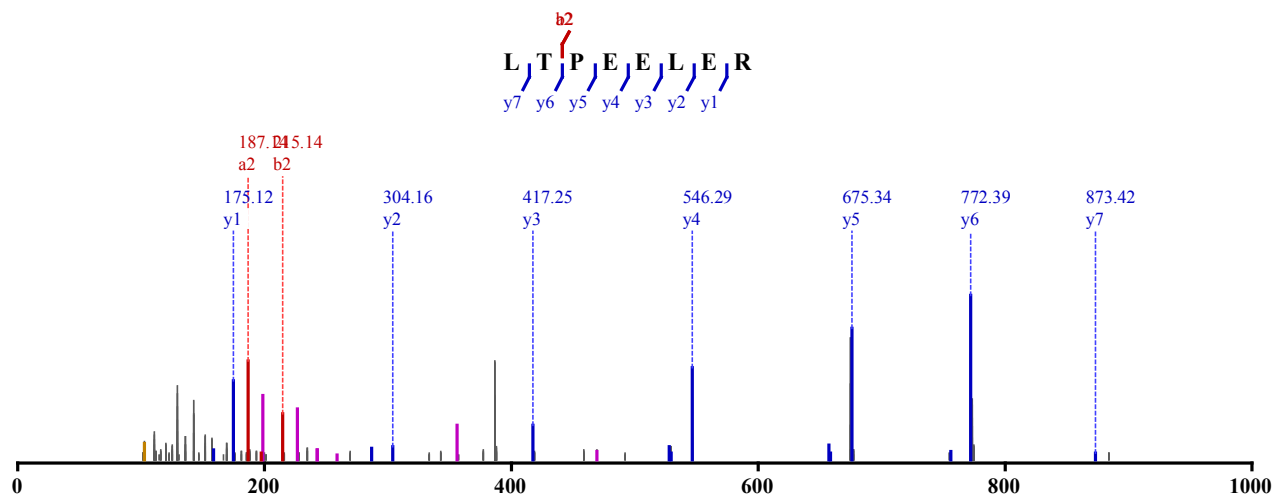
Identified in MSS268 with qvalue 0.00
 Charge: 2, Exp. m/z: 493.761, Calc. m/z: 493.762
 Data File: HeLa_ArgC-GluC_HCD_2, Scans: 18651 - 18651



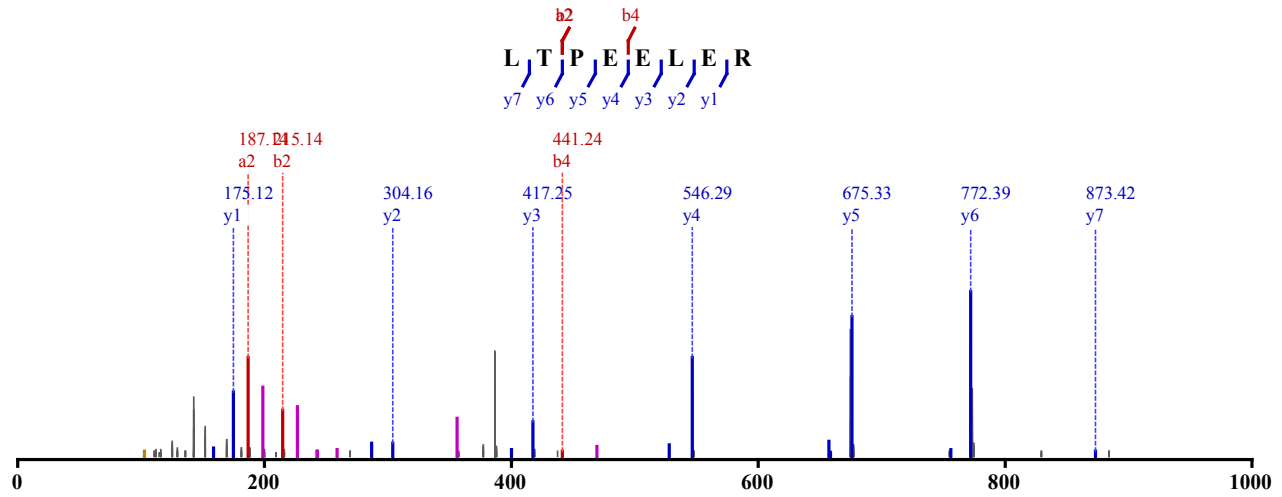
Not Modified
 Identified in MSS268 with qvalue 0.00
 Charge: 2, Exp. m/z: 493.761, Calc. m/z: 493.762
 Data File: HeLa_ArgC-GluC_HCD_2, Scans: 18778 - 18778



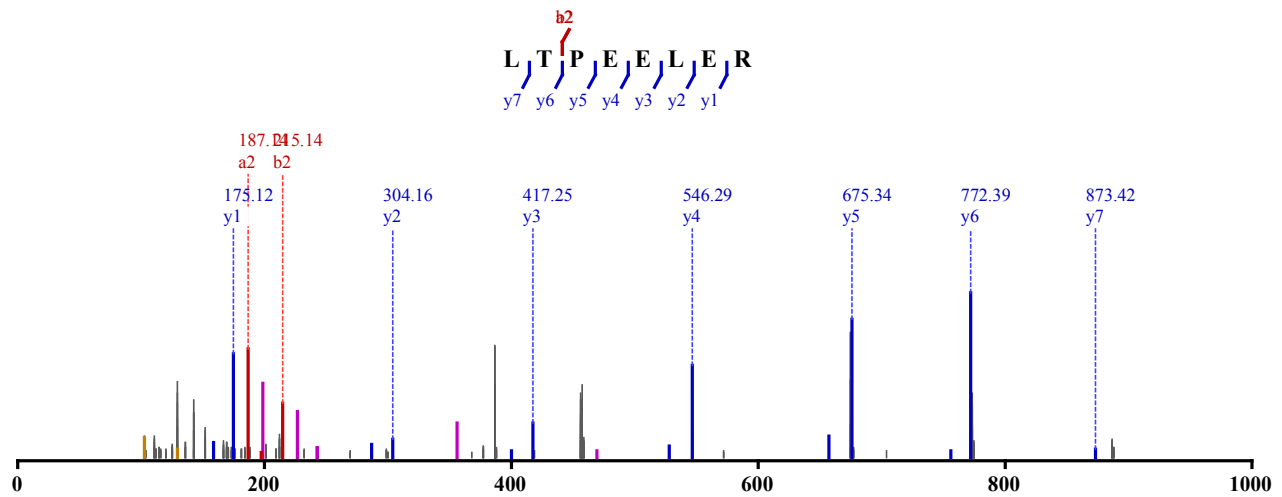
Not Modified
 Identified in MSS270 with qvalue 0.00
 Charge: 2, Exp. m/z: 493.761, Calc. m/z: 493.762
 Data File: HeLa_ArgC-AspN_HCD_1, Scans: 17452 - 17452



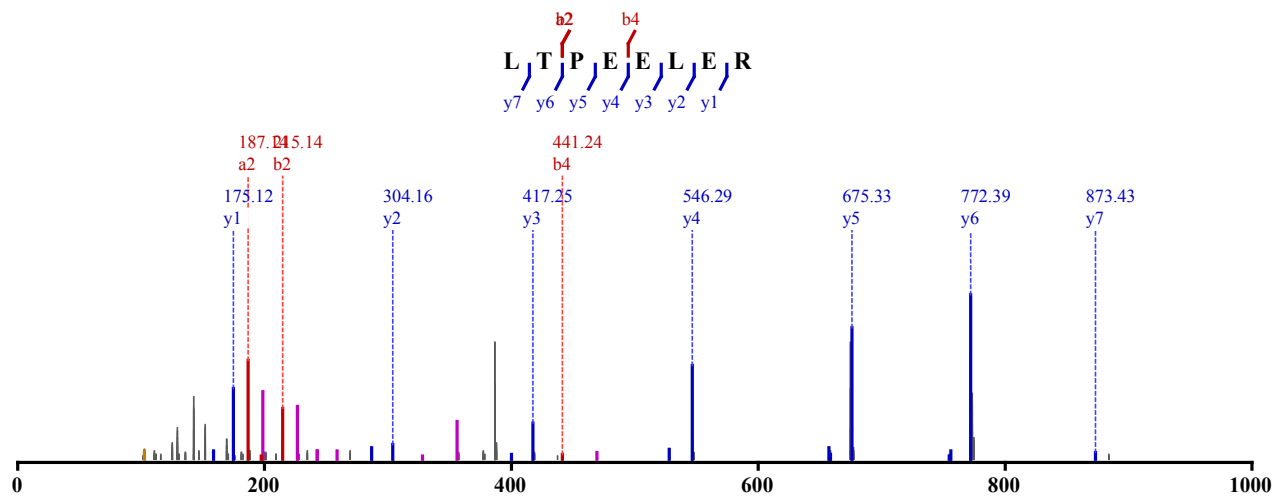
Not Modified
Identified in MSS270 with qvalue 0.00
Charge: 2, Exp. m/z: 493.762, Calc. m/z: 493.762
Data File: HeLa_ArgC-AspN_HCD_2, Scans: 17536 - 17536



Not Modified
Identified in MSS270 with qvalue 0.00
Charge: 2, Exp. m/z: 493.762, Calc. m/z: 493.762
Data File: HeLa_ArgC-AspN_HCD_2, Scans: 17641 - 17641



Not Modified
Identified in MSS270 with qvalue 0.00
Charge: 2, Exp. m/z: 493.761, Calc. m/z: 493.762
Data File: HeLa_ArgC-AspN_HCD_3, Scans: 14381 - 14381

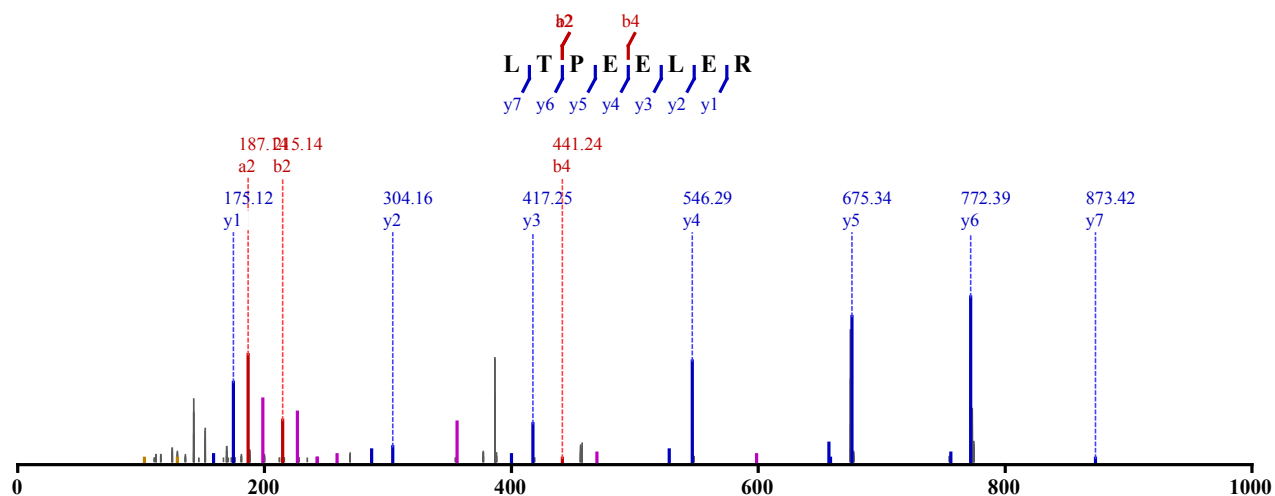


Not Modified

Identified in MSS275 with qvalue 0.00

Charge: 2, Exp. m/z: 493.761, Calc. m/z: 493.762

Data File: HeLa_ArgC-LysC_HCD_1, Scans: 18385 - 18385

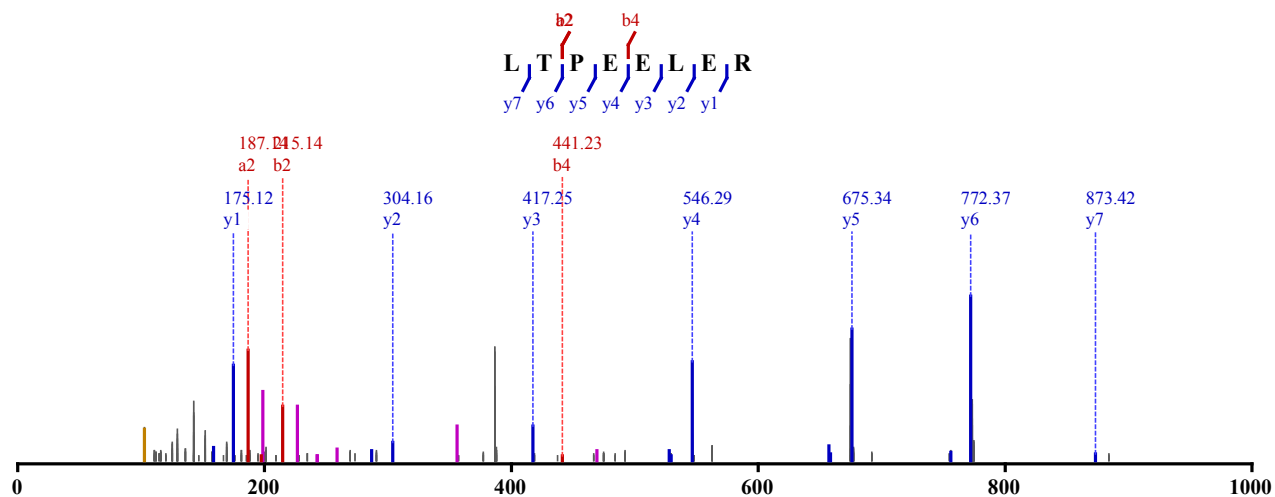


Not Modified

Identified in MSS275 with qvalue 0.00

Charge: 2, Exp. m/z: 493.761, Calc. m/z: 493.762

Data File: HeLa_ArgC-LysC_HCD_1, Scans: 18253 - 18253

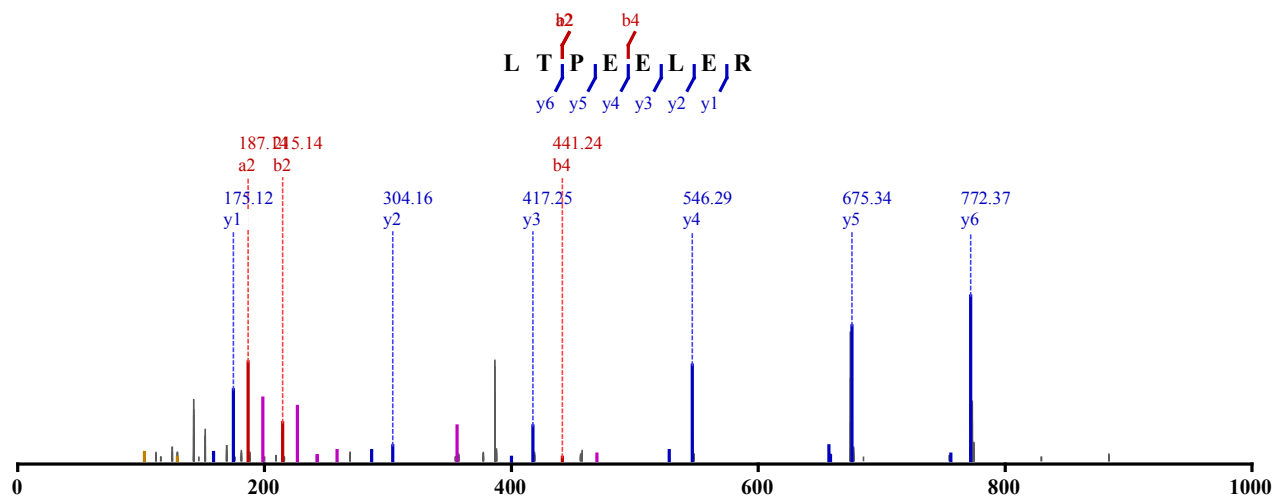


Not Modified

Identified in MSS275 with qvalue 0.00

Charge: 2, Exp. m/z: 493.761, Calc. m/z: 493.762

Data File: HeLa_ArgC-LysC_HCD_2, Scans: 18908 - 18908

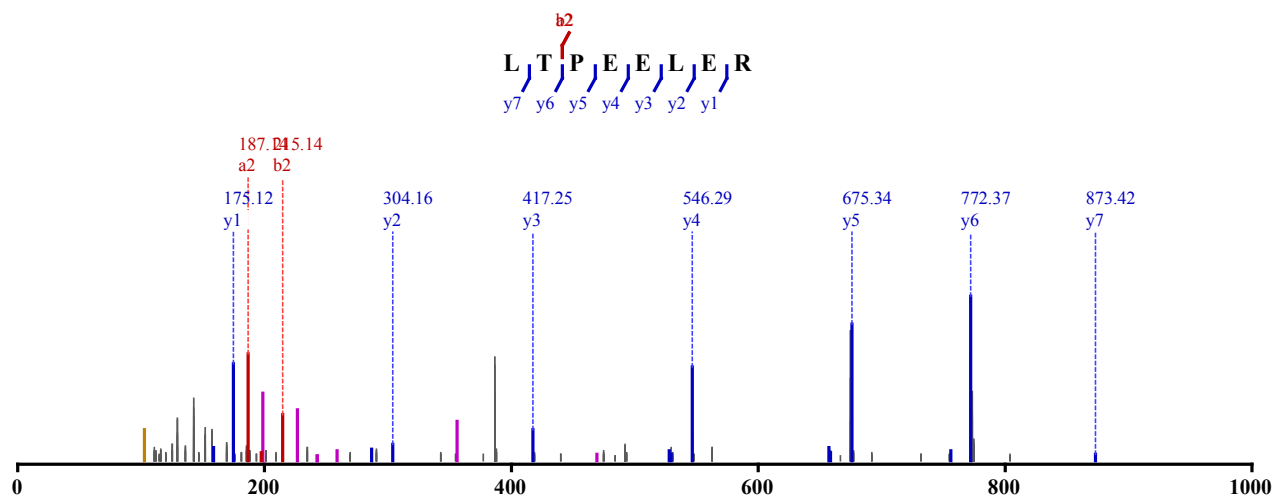


Not Modified

Identified in MSS275 with qvalue 0.00

Charge: 2, Exp. m/z: 493.761, Calc. m/z: 493.762

Data File: HeLa_ArgC-LysC_HCD_2, Scans: 18779 - 18779

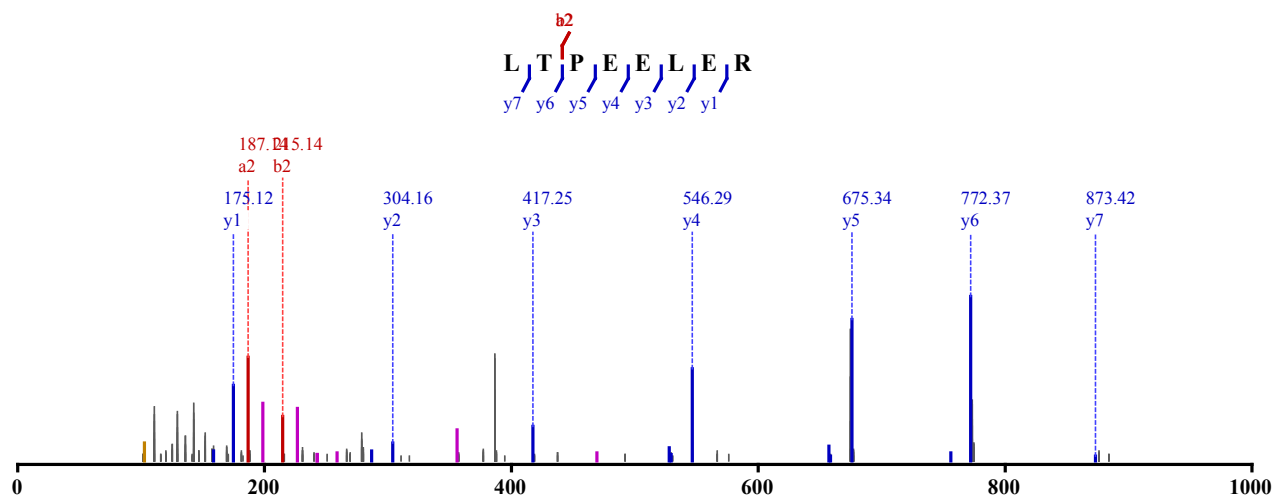


Not Modified

Identified in MSS271 with qvalue 0.00

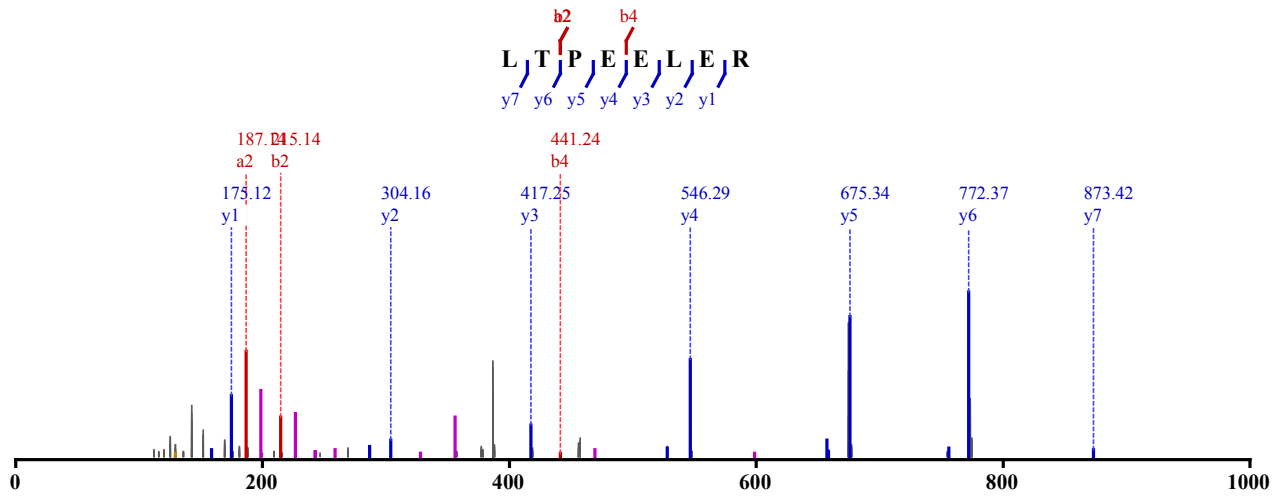
Charge: 2, Exp. m/z: 493.762, Calc. m/z: 493.762

Data File: HeLa_ArgC-Chytry_HCD_1, Scans: 18385 - 18385

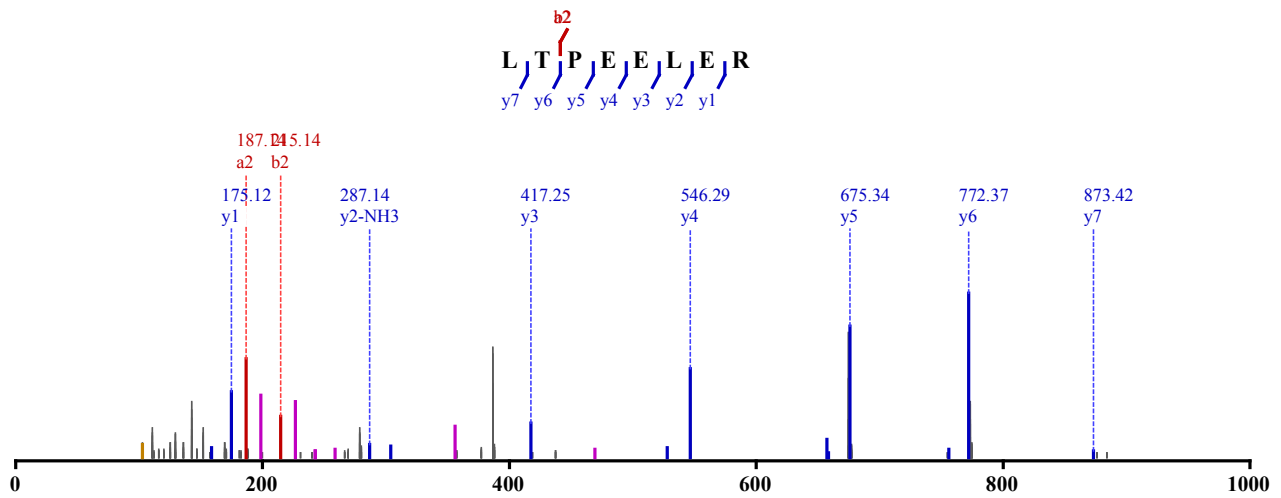


Not Modified

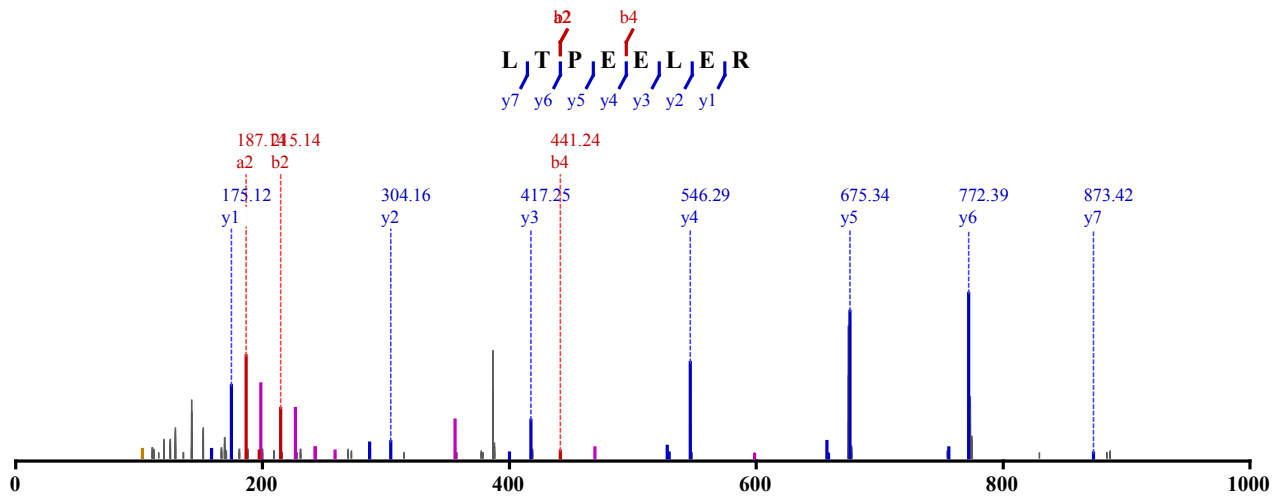
Identified in MSS271 with qvalue 0.00
 Charge: 2, Exp. m/z: 493.761, Calc. m/z: 493.762
 Data File: HeLa_ArgC-Chytry_HCD_2, Scans: 18602 - 18602



Not Modified
 Identified in MSS271 with qvalue 0.00
 Charge: 2, Exp. m/z: 493.762, Calc. m/z: 493.762
 Data File: HeLa_ArgC-Chytry_HCD_2, Scans: 18489 - 18489



Not Modified
 Identified in MSS271 with qvalue 0.00
 Charge: 2, Exp. m/z: 493.762, Calc. m/z: 493.762
 Data File: HeLa_ArgC-Chytry_HCD_3, Scans: 15160 - 15160

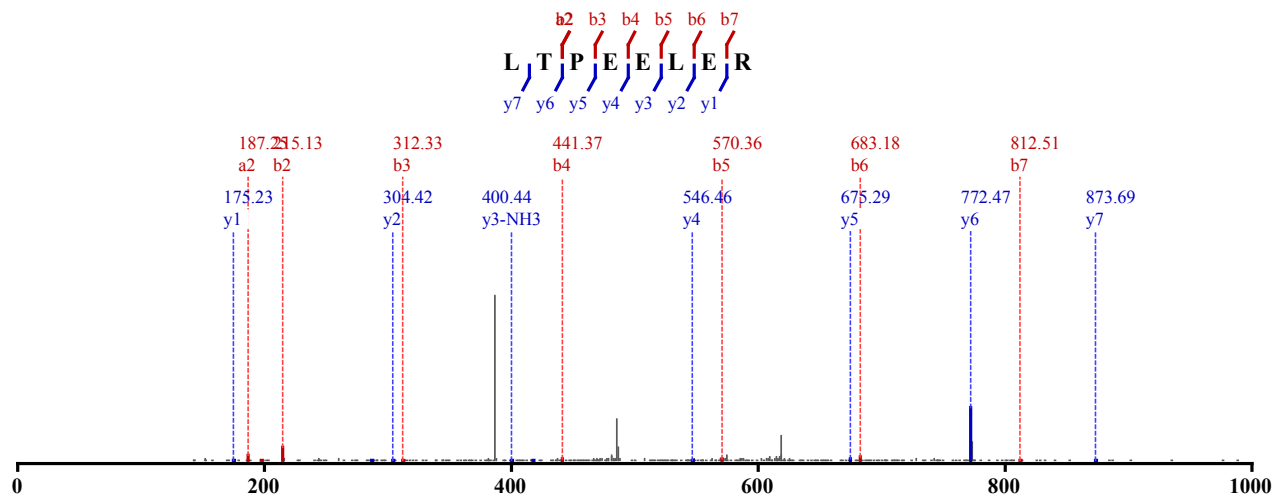


Not Modified

Identified in MSS295 with qvalue 0.01

Charge: 2, Exp. m/z: 493.762, Calc. m/z: 493.762

Data File: HeLa_ArgC_CID-ETD_2, Scans: 9425 - 9425

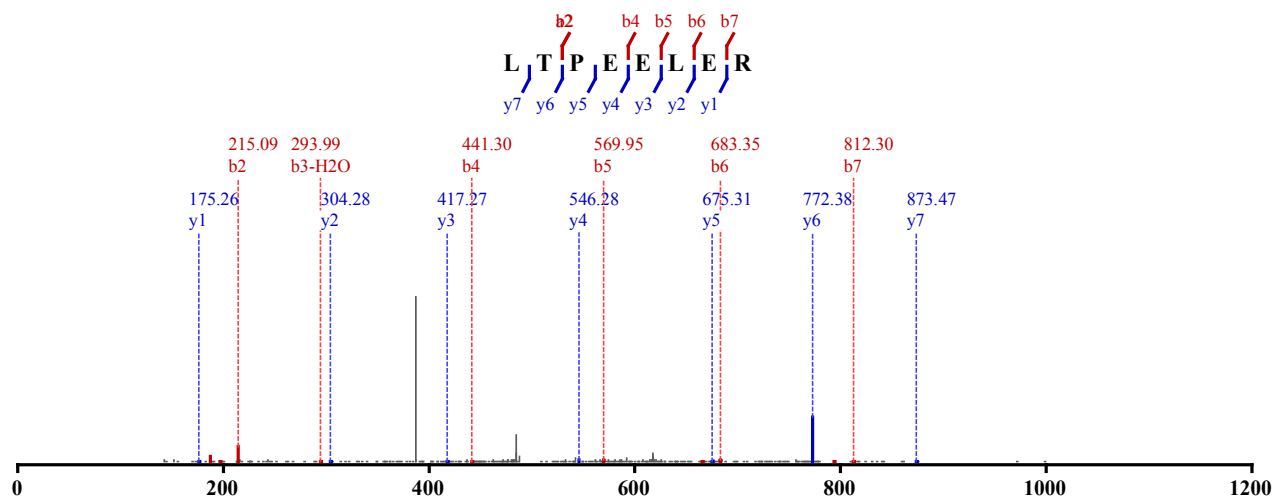


Not Modified

Identified in MSS295 with qvalue 0.01

Charge: 2, Exp. m/z: 493.762, Calc. m/z: 493.762

Data File: HeLa_ArgC_CID-ETD_2, Scans: 9494 - 9494

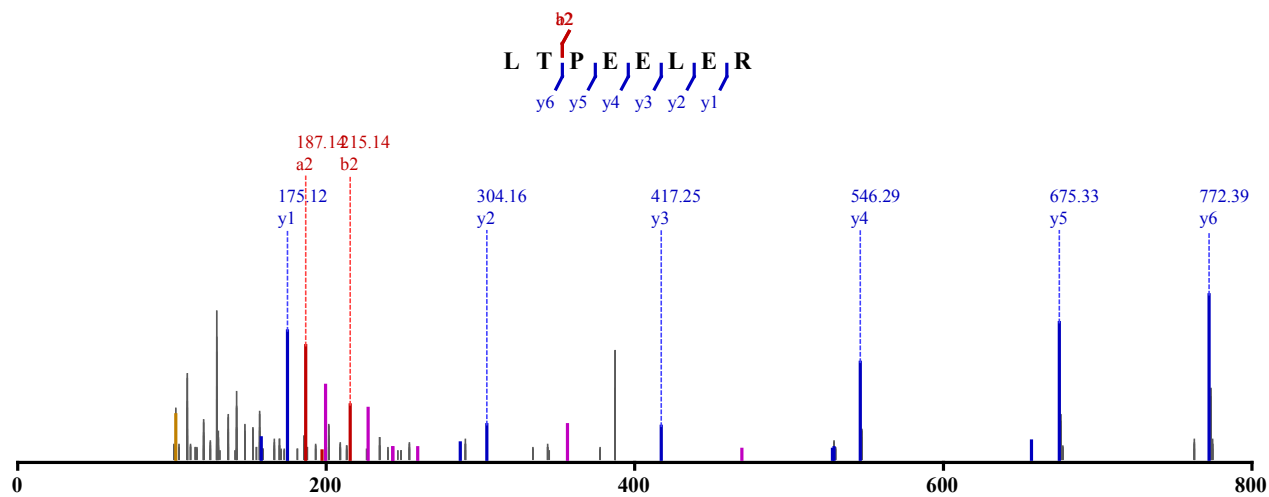


Not Modified

Identified in MSS301 with qvalue 0.00

Charge: 2, Exp. m/z: 493.761, Calc. m/z: 493.762

Data File: HeLa_ArgC-Try_HCD_1, Scans: 18330 - 18330

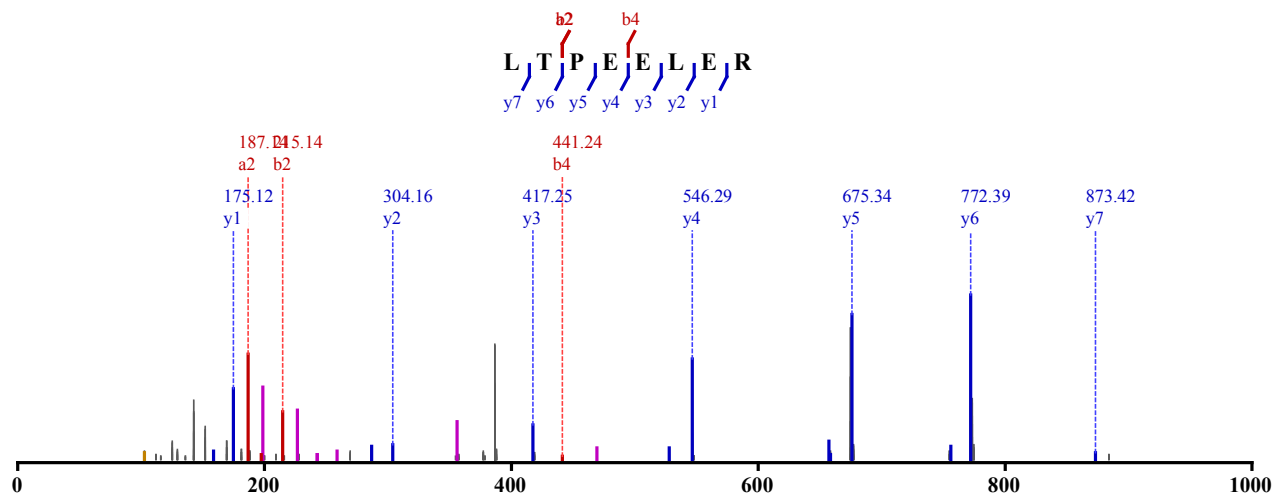


Not Modified

Identified in MSS301 with qvalue 0.00

Charge: 2, Exp. m/z: 493.761, Calc. m/z: 493.762

Data File: HeLa_ArgC-Try_HCD_1, Scans: 18447 - 18447

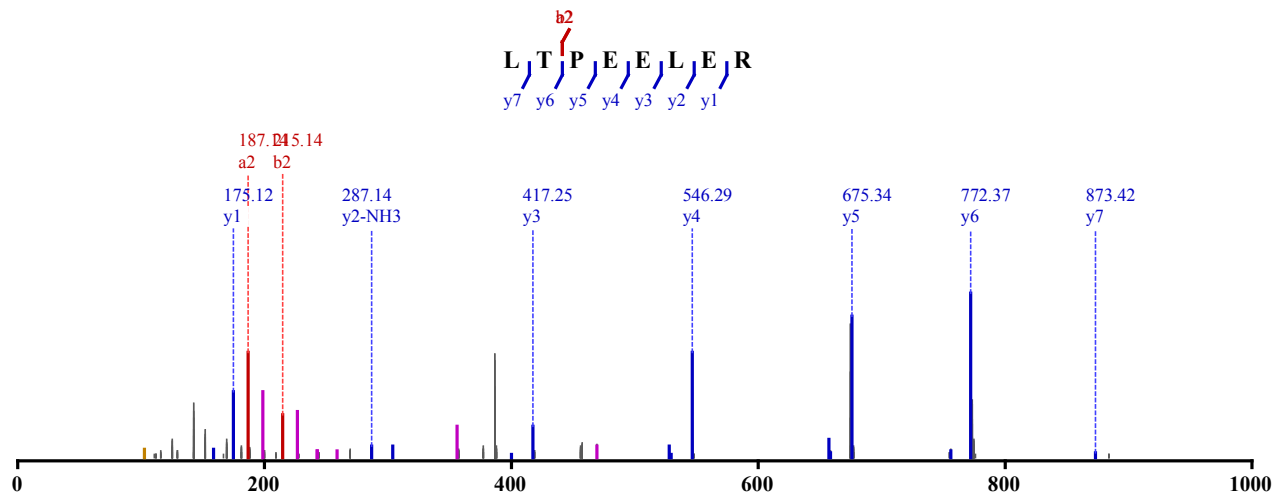


Not Modified

Identified in MSS301 with qvalue 0.00

Charge: 2, Exp. m/z: 493.761, Calc. m/z: 493.762

Data File: HeLa_ArgC-Try_HCD_2, Scans: 19007 - 19007

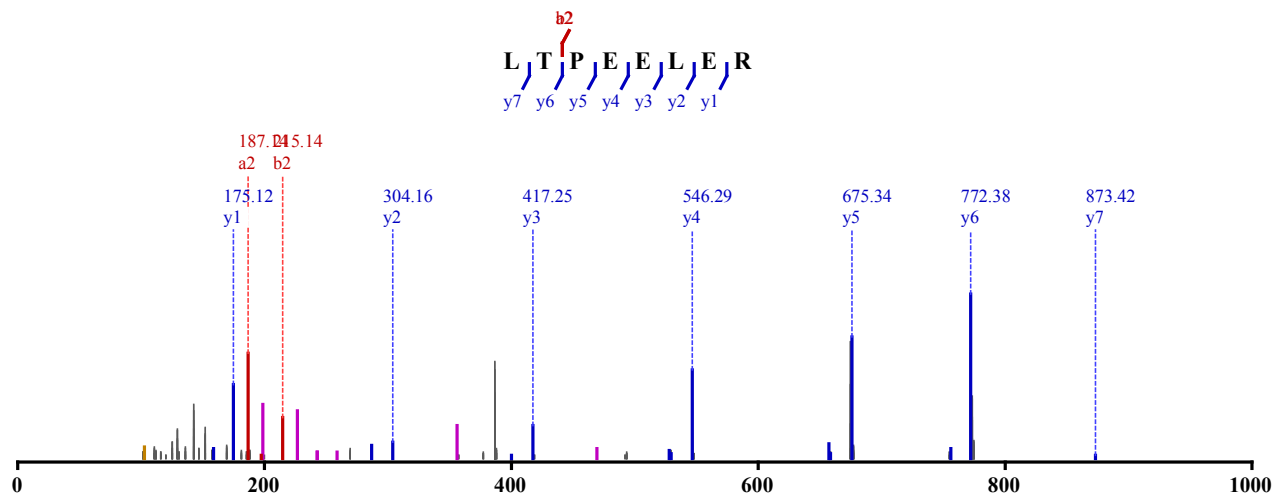


Not Modified

Identified in MSS301 with qvalue 0.00

Charge: 2, Exp. m/z: 493.762, Calc. m/z: 493.762

Data File: HeLa_ArgC-Try_HCD_2, Scans: 18886 - 18886

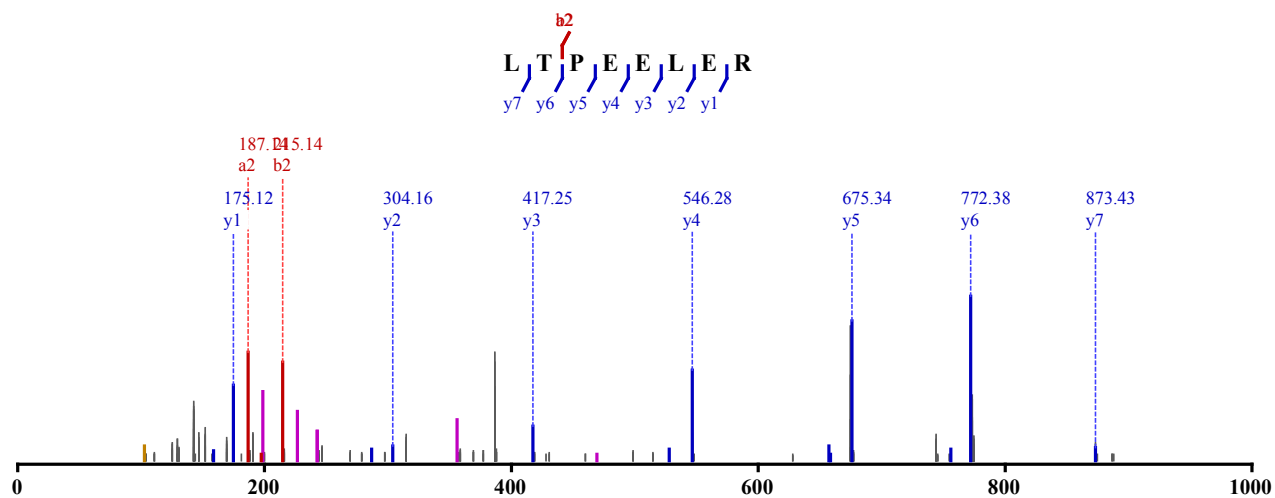


Not Modified

Identified in MSS301 with qvalue 0.00

Charge: 2, Exp. m/z: 493.761, Calc. m/z: 493.762

Data File: HeLa_ArgC-Try_HCD_3, Scans: 16046 - 16046

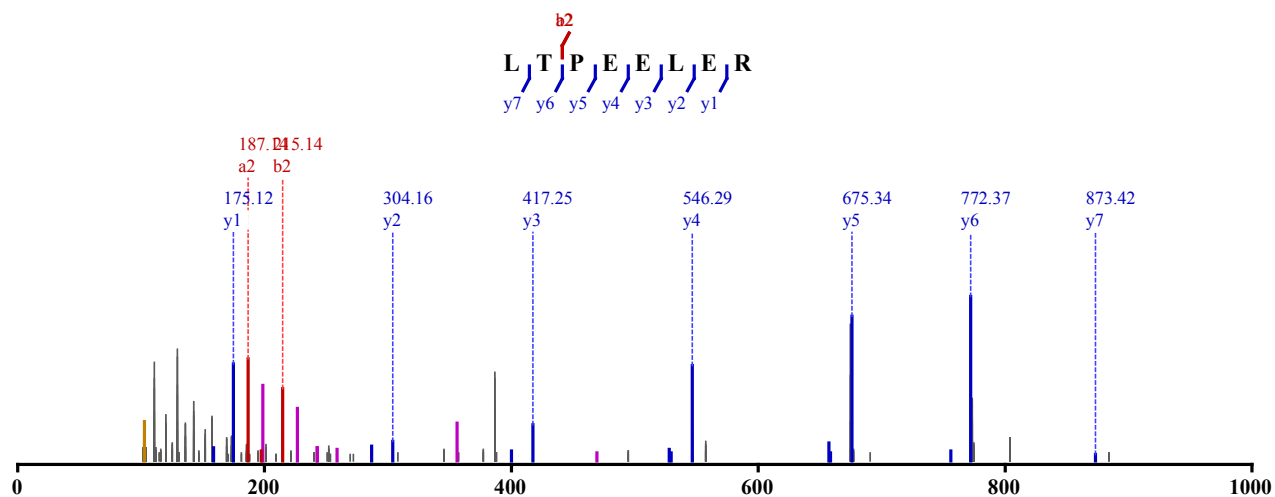


Not Modified

Identified in MSS305 with qvalue 0.00

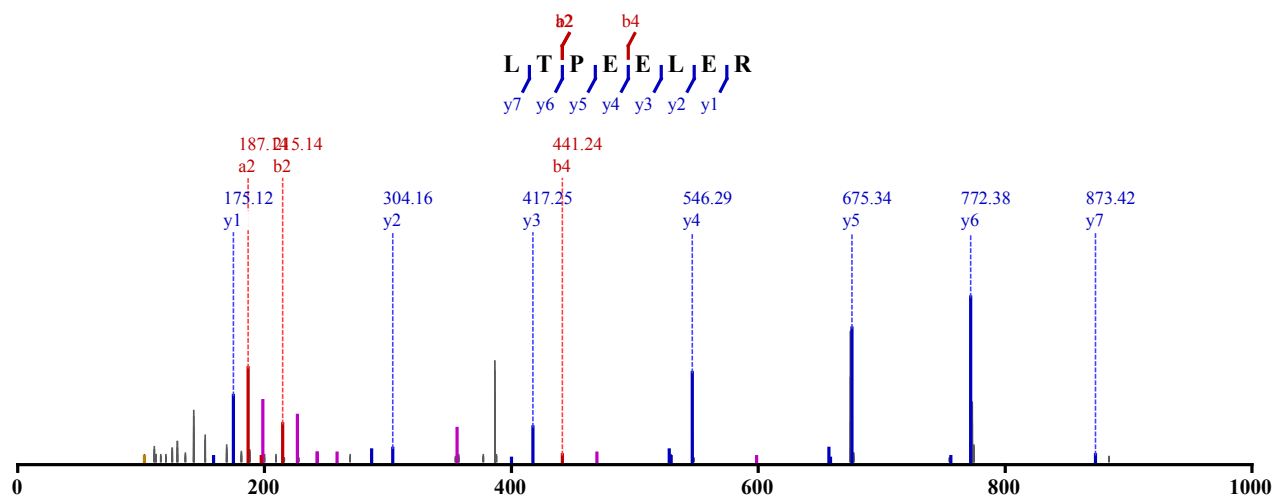
Charge: 2, Exp. m/z: 493.762, Calc. m/z: 493.762

Data File: HeLa_ArgC-Elastase_HCD_1, Scans: 19439 - 19439

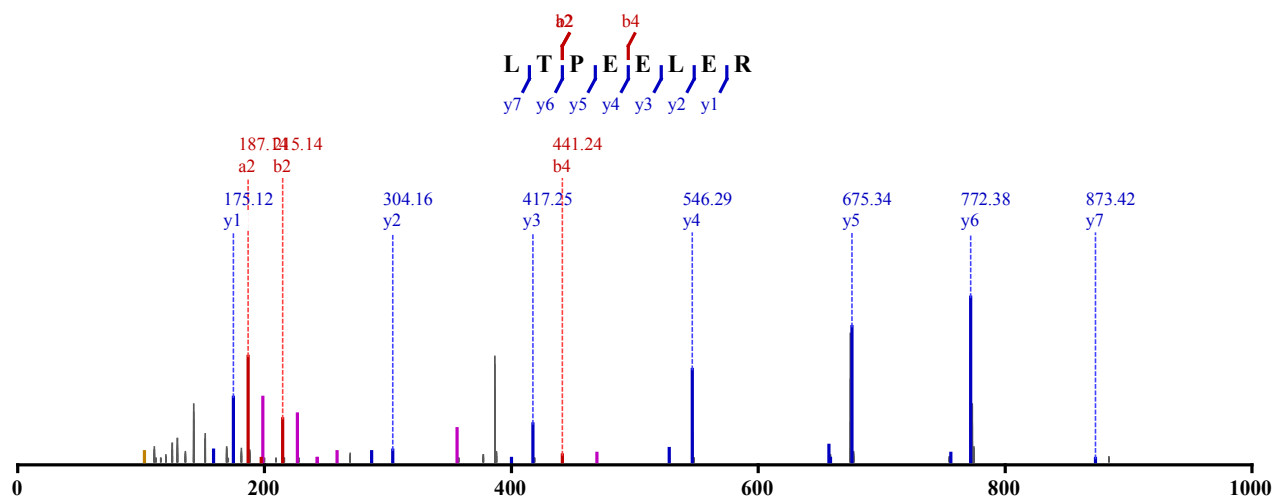


Not Modified

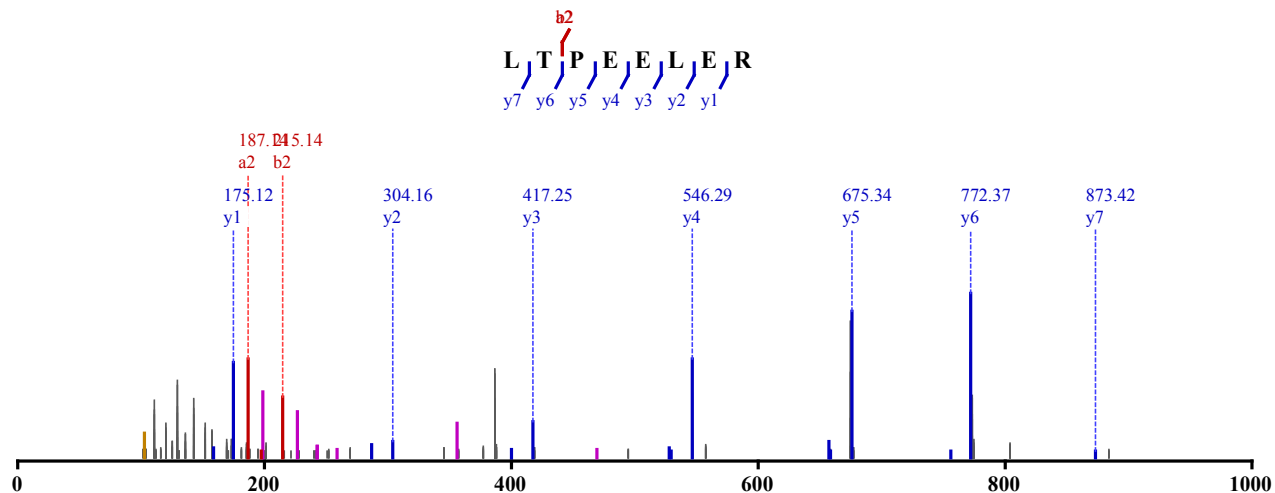
Identified in MSS305 with qvalue 0.00
Charge: 2, Exp. m/z: 493.761, Calc. m/z: 493.762
Data File: HeLa_ArgC-Elastase_HCD_1, Scans: 19566 - 19566



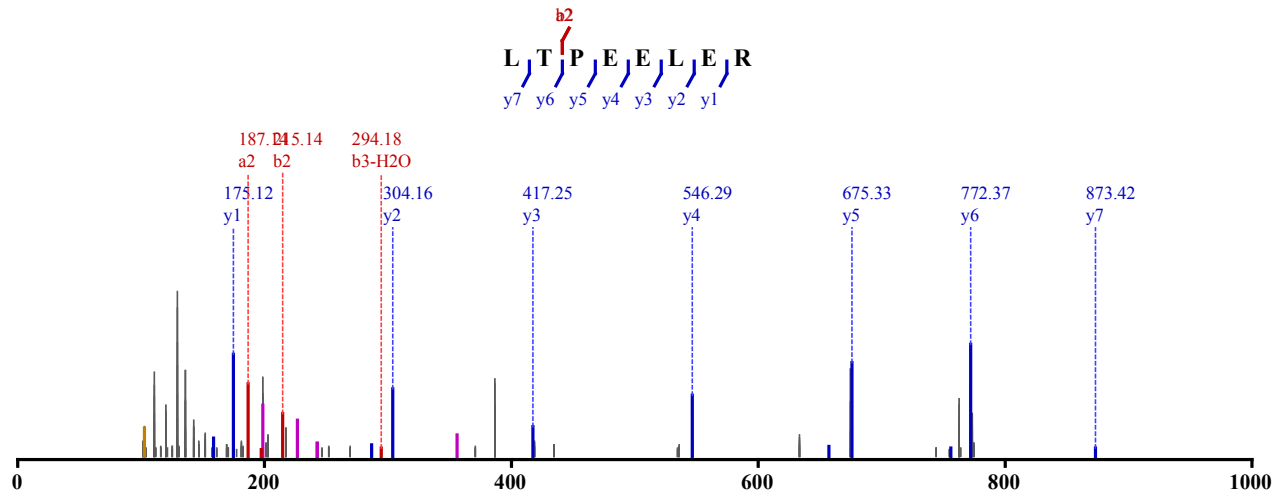
Not Modified
Identified in MSS305 with qvalue 0.00
Charge: 2, Exp. m/z: 493.761, Calc. m/z: 493.762
Data File: HeLa_ArgC-Elastase_HCD_2, Scans: 19693 - 19693



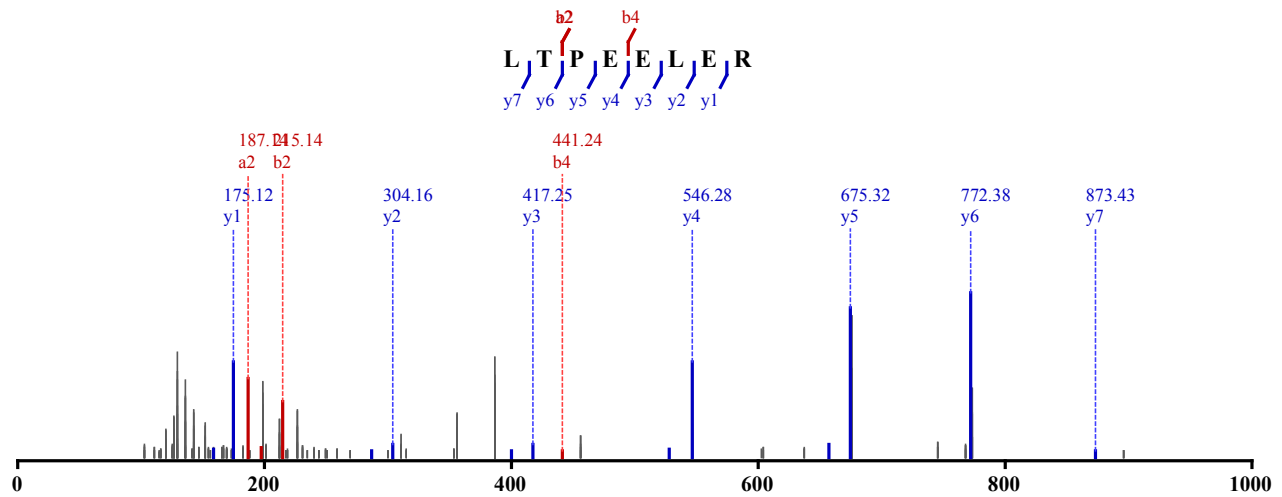
Not Modified
Identified in MSS305 with qvalue 0.00
Charge: 2, Exp. m/z: 493.761, Calc. m/z: 493.762
Data File: HeLa_ArgC-Elastase_HCD_2, Scans: 19556 - 19556



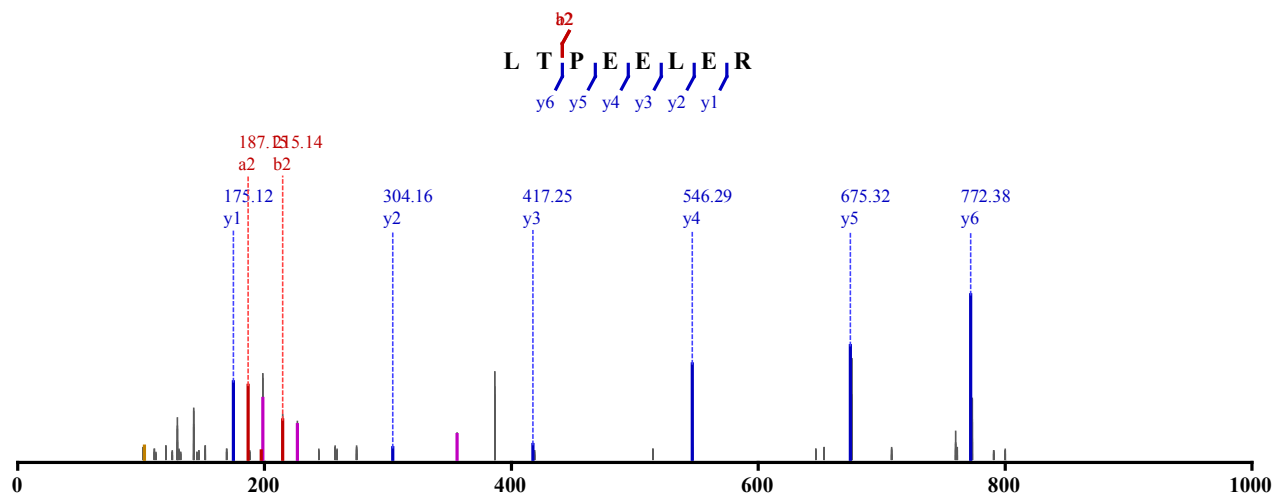
Not Modified
 Identified in MSS305 with qvalue 0.00
 Charge: 2, Exp. m/z: 493.762, Calc. m/z: 493.762
 Data File: HeLa_ArgC-Elastase_HCD_3, Scans: 15735 - 15735



Not Modified
 Identified in MSS396 with qvalue 0.00
 Charge: 2, Exp. m/z: 493.761, Calc. m/z: 493.762
 Data File: HeLa_ACT_HCD_1, Scans: 13078 - 13078



Not Modified
 Identified in MSS404 with qvalue 0.01
 Charge: 2, Exp. m/z: 493.760, Calc. m/z: 493.762
 Data File: HeLa_ALT_HCD_1, Scans: 14110 - 14110

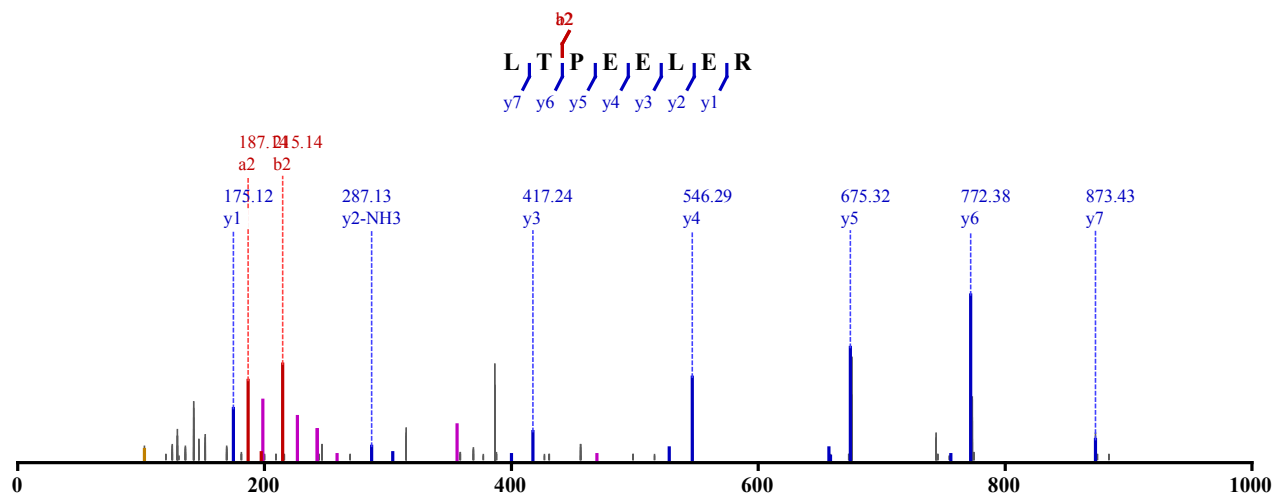


Not Modified

Identified in MSS405 with qvalue 0.00

Charge: 2, Exp. m/z: 493.762, Calc. m/z: 493.762

Data File: HeLa_CET_HCD_1, Scans: 15081 - 15081

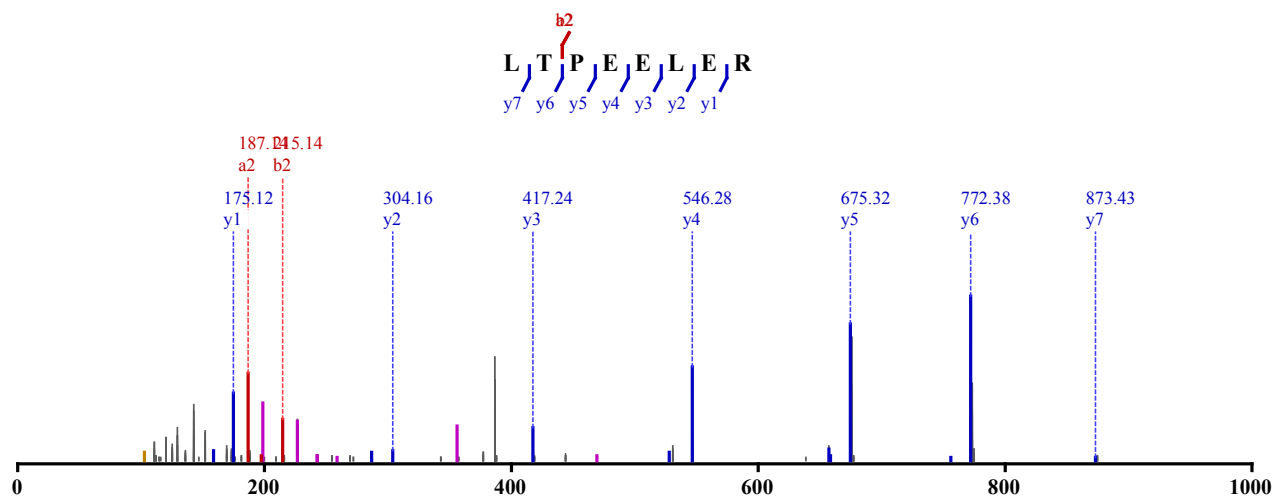


Not Modified

Identified in MSS408 with qvalue 0.00

Charge: 2, Exp. m/z: 493.761, Calc. m/z: 493.762

Data File: HeLa_GET_HCD_1, Scans: 14816 - 14816

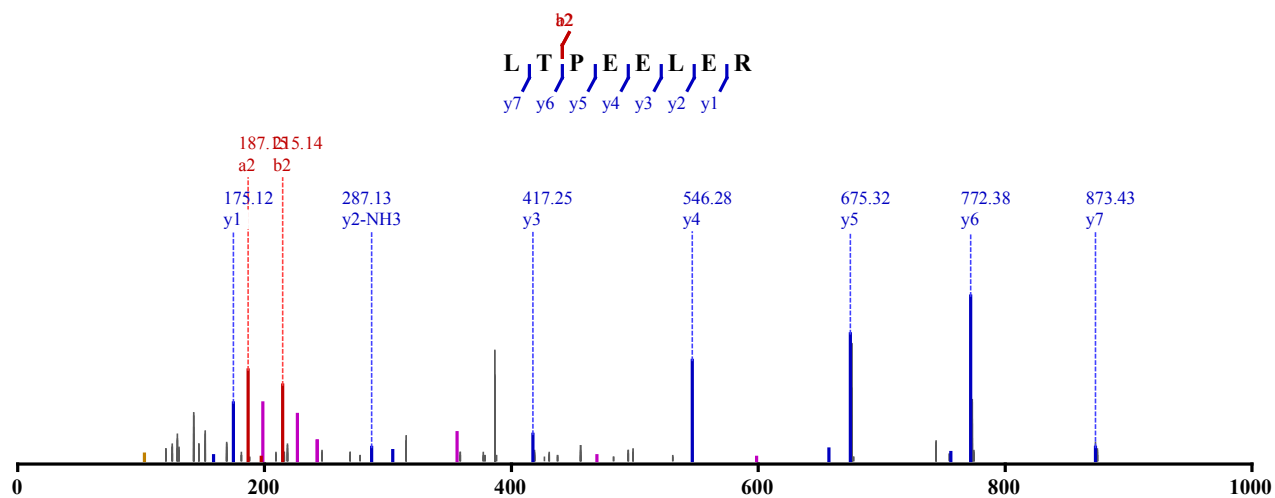


Not Modified

Identified in MSS414 with qvalue 0.00

Charge: 2, Exp. m/z: 493.761, Calc. m/z: 493.762

Data File: HeLa_LET_HCD_1, Scans: 14604 - 14604

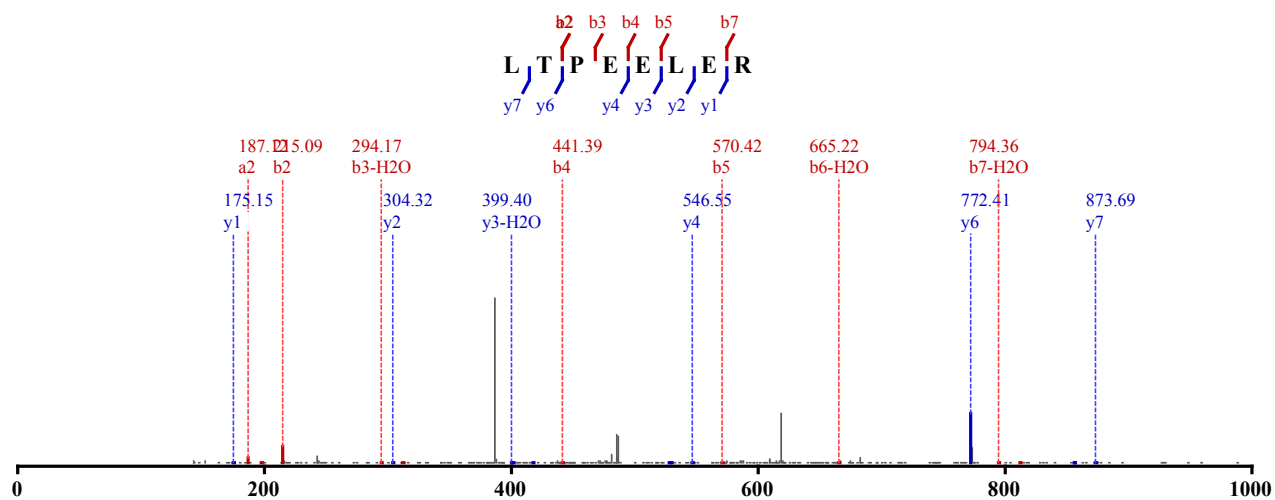


Not Modified

Identified in MSS419 with qvalue 0.00

Charge: 2, Exp. m/z: 493.762, Calc. m/z: 493.762

Data File: HeLa_ArgC-LysC_CID-ETD_1, Scans: 10773 - 10773

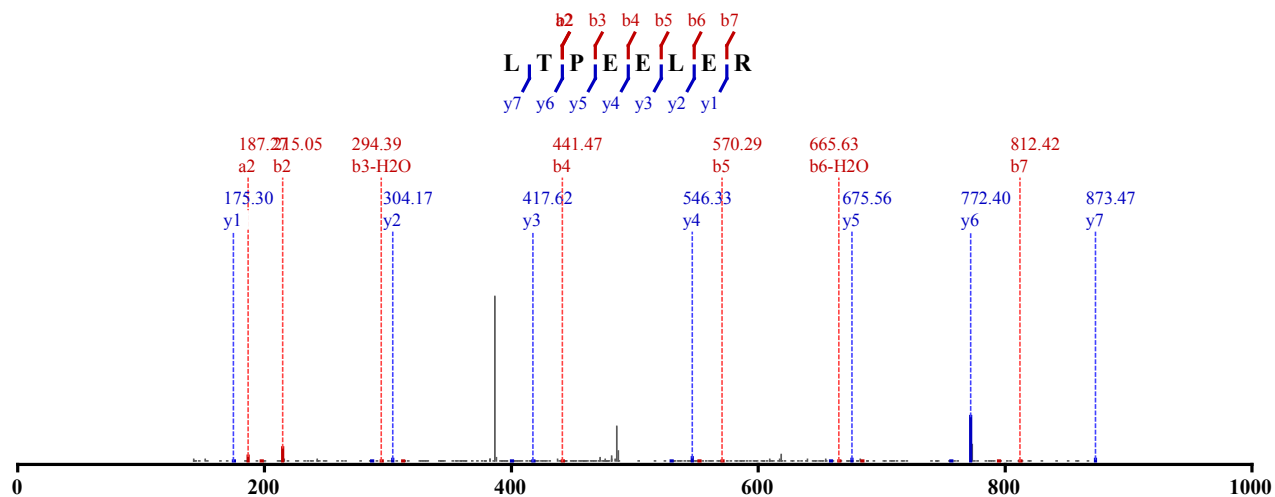


Not Modified

Identified in MSS420 with qvalue 0.00

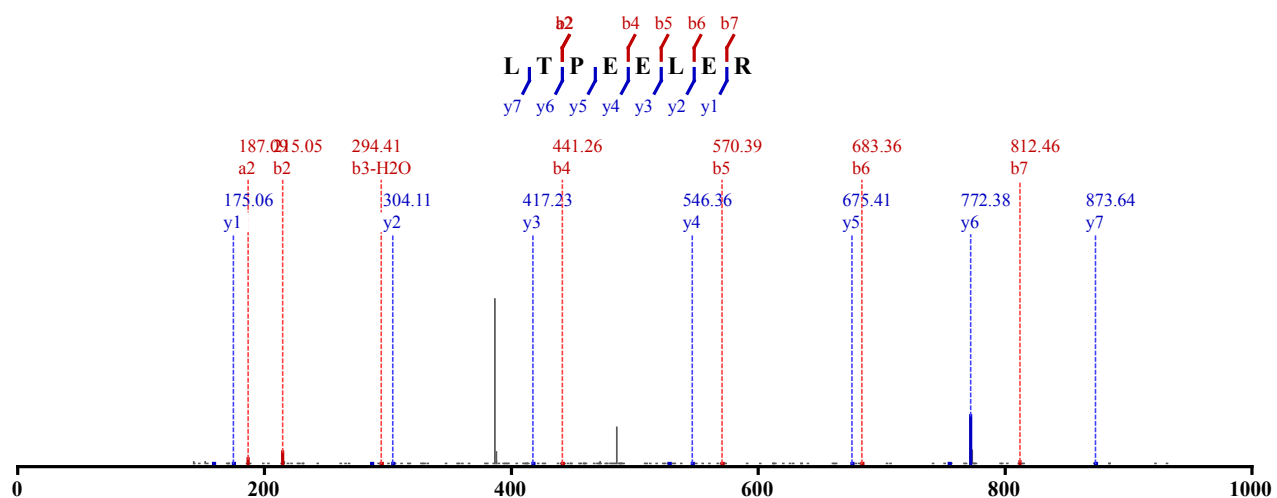
Charge: 2, Exp. m/z: 493.762, Calc. m/z: 493.762

Data File: HeLa_ArgC-Try_CID-ETD_1, Scans: 10368 - 10368

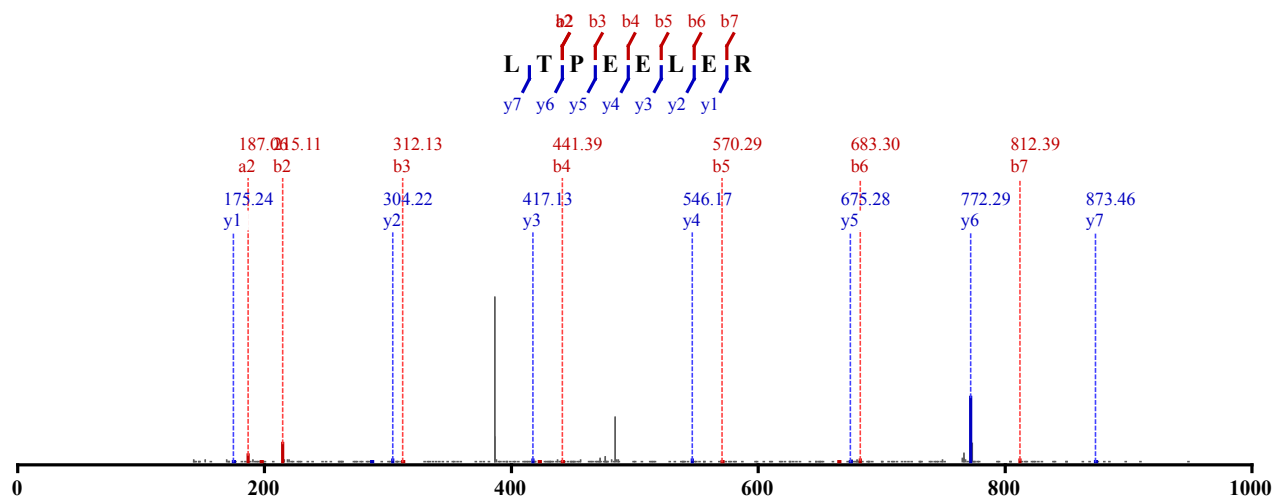


Not Modified

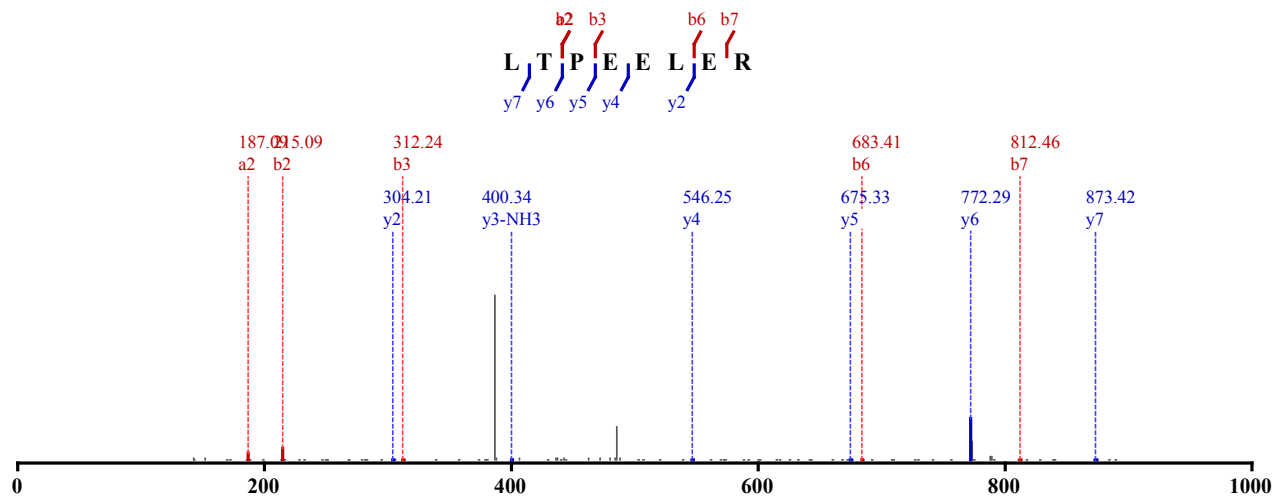
Identified in MSS434 with qvalue 0.00
 Charge: 2, Exp. m/z: 493.762, Calc. m/z: 493.762
 Data File: HeLa_LysC-try_CID-ETD_1, Scans: 13169 - 13169



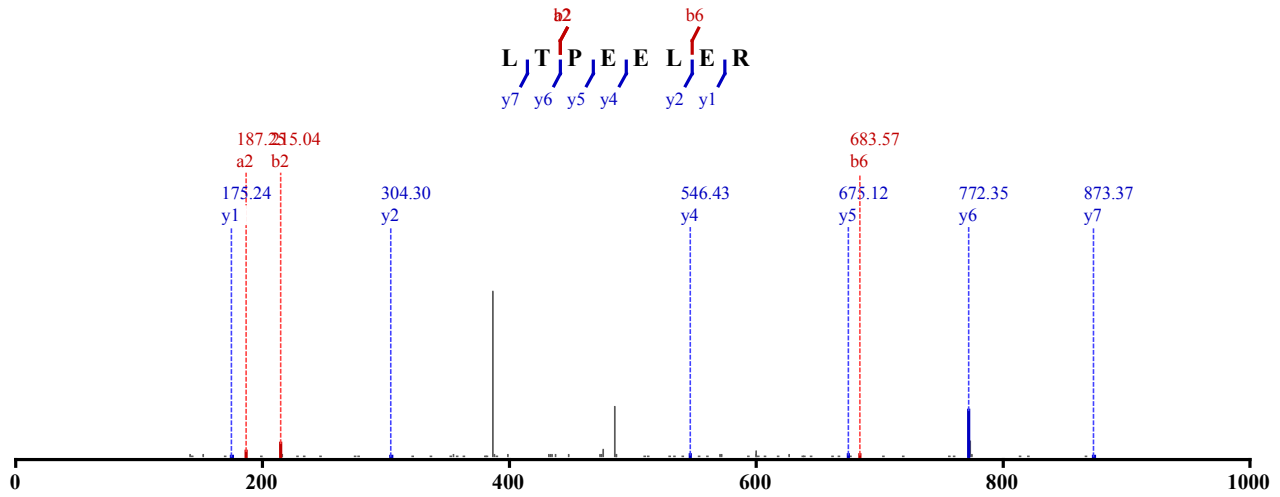
Not Modified
 Identified in MSS434 with qvalue 0.00
 Charge: 2, Exp. m/z: 493.762, Calc. m/z: 493.762
 Data File: HeLa_LysC-try_CID-ETD_2, Scans: 12219 - 12219



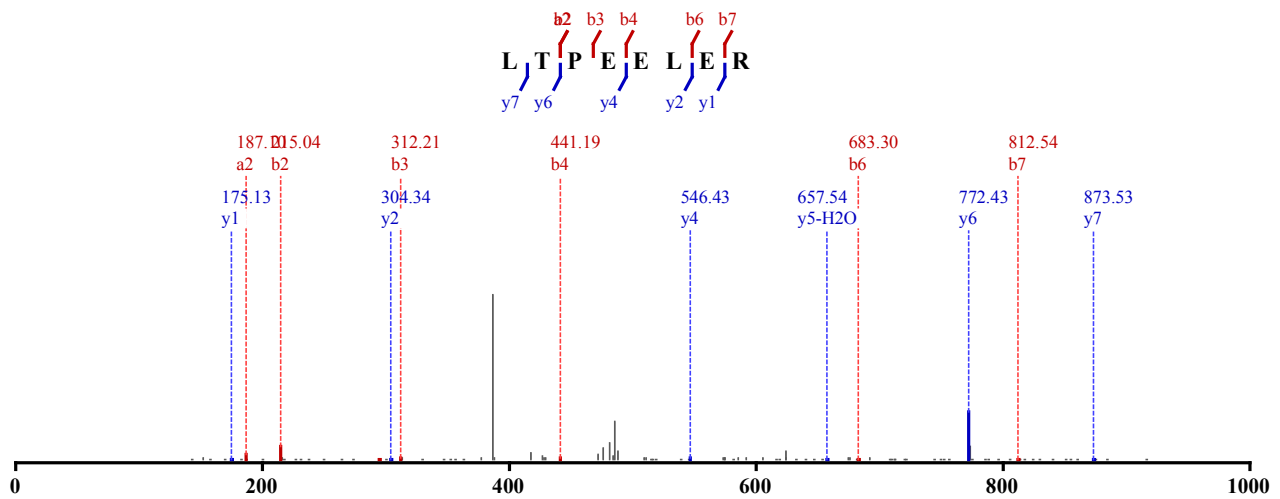
Not Modified
 Identified in MSS480 with qvalue 0.01
 Charge: 2, Exp. m/z: 493.762, Calc. m/z: 493.762
 Data File: HeLa_try_pH11_CID_3xload_2, Scans: 24811 - 24811



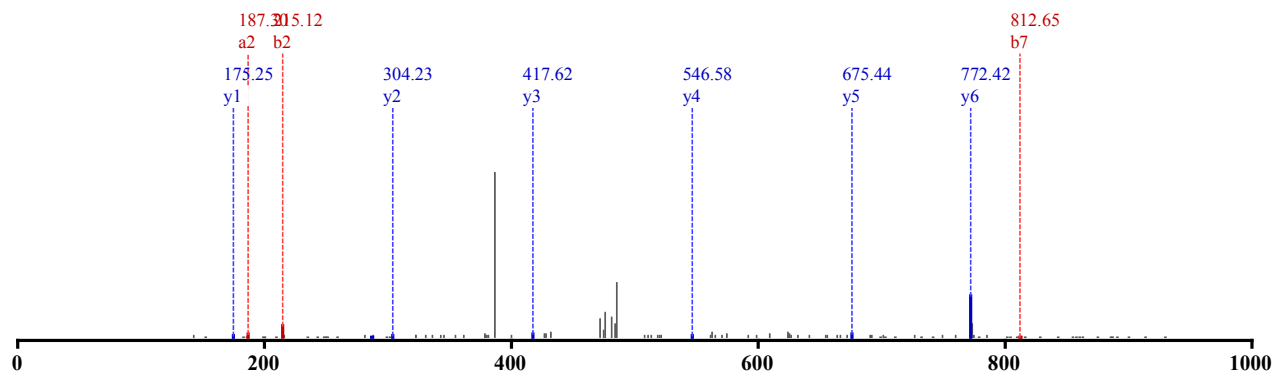
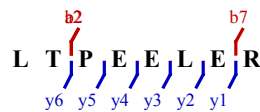
Not Modified
 Identified in MSS480 with qvalue 0.00
 Charge: 2, Exp. m/z: 493.761, Calc. m/z: 493.762
 Data File: HeLa_try_pH4_CID_3xload_3, Scans: 10475 - 10475



Not Modified
 Identified in MSS480 with qvalue 0.00
 Charge: 2, Exp. m/z: 493.761, Calc. m/z: 493.762
 Data File: HeLa_try_pH4_CID_3xload, Scans: 11813 - 11813



Not Modified
 Identified in MSS480 with qvalue 0.01
 Charge: 2, Exp. m/z: 493.761, Calc. m/z: 493.762
 Data File: HeLa_try_pH4_CID_3xload, Scans: 11886 - 11886

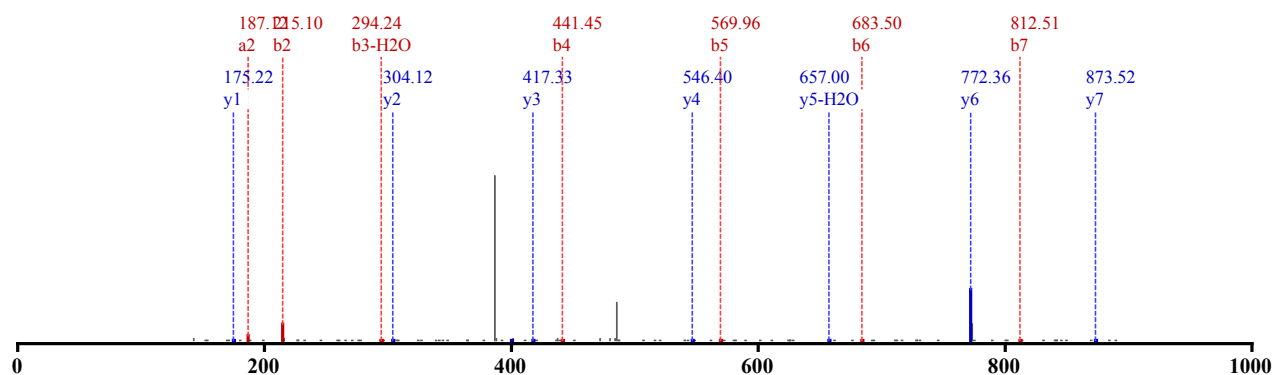
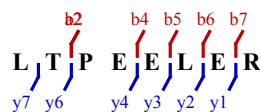


Not Modified

Identified in MSS480 with qvalue 0.00

Charge: 2, Exp. m/z: 493.760, Calc. m/z: 493.762

Data File: HeLa_try_pH6_CID_3xload_2, Scans: 17422 - 17422

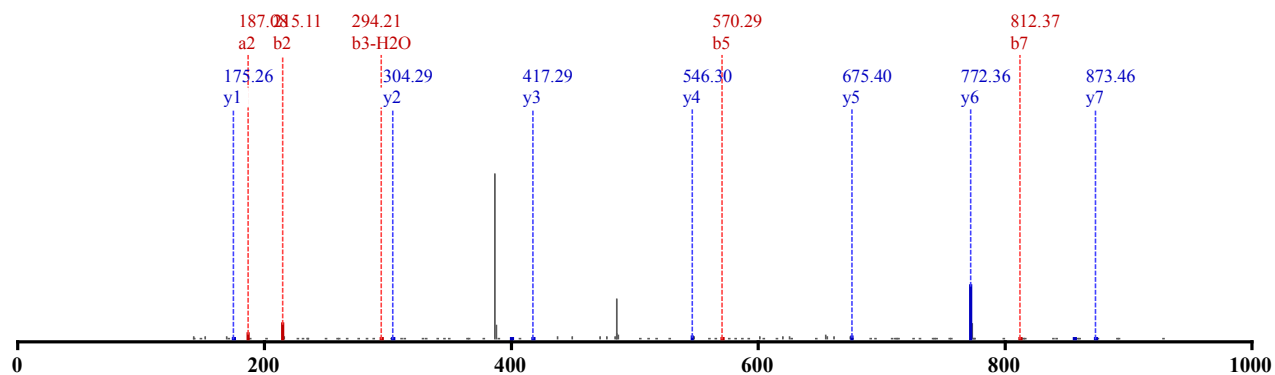
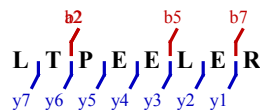


Not Modified

Identified in MSS480 with qvalue 0.00

Charge: 2, Exp. m/z: 493.761, Calc. m/z: 493.762

Data File: HeLa_try_pH6_CID_3xload_3, Scans: 18509 - 18509

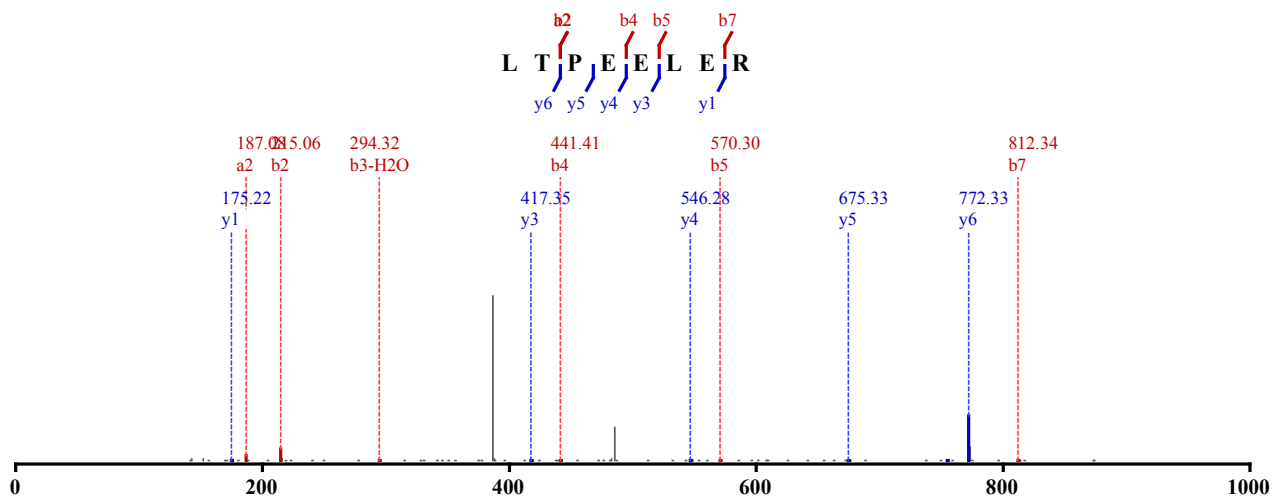


Not Modified

Identified in MSS480 with qvalue 0.00

Charge: 2, Exp. m/z: 493.761, Calc. m/z: 493.762

Data File: HeLa_try_pH6_CID_3xload_3, Scans: 18592 - 18592

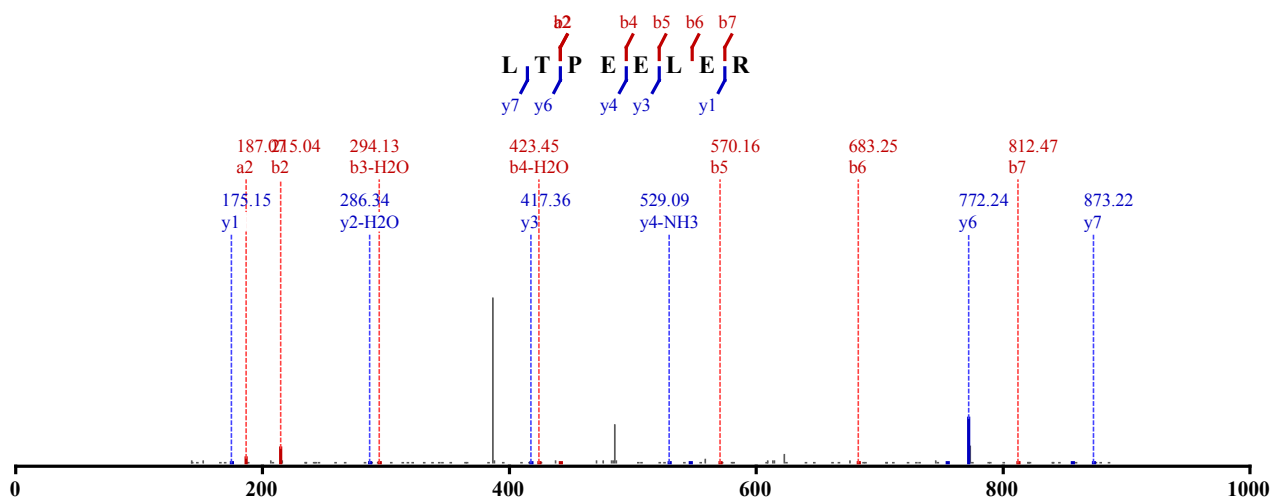


Not Modified

Identified in MSS480 with qvalue 0.00

Charge: 2, Exp. m/z: 493.761, Calc. m/z: 493.762

Data File: HeLa_try_pH6_CID_3xload_3, Scans: 18676 - 18676

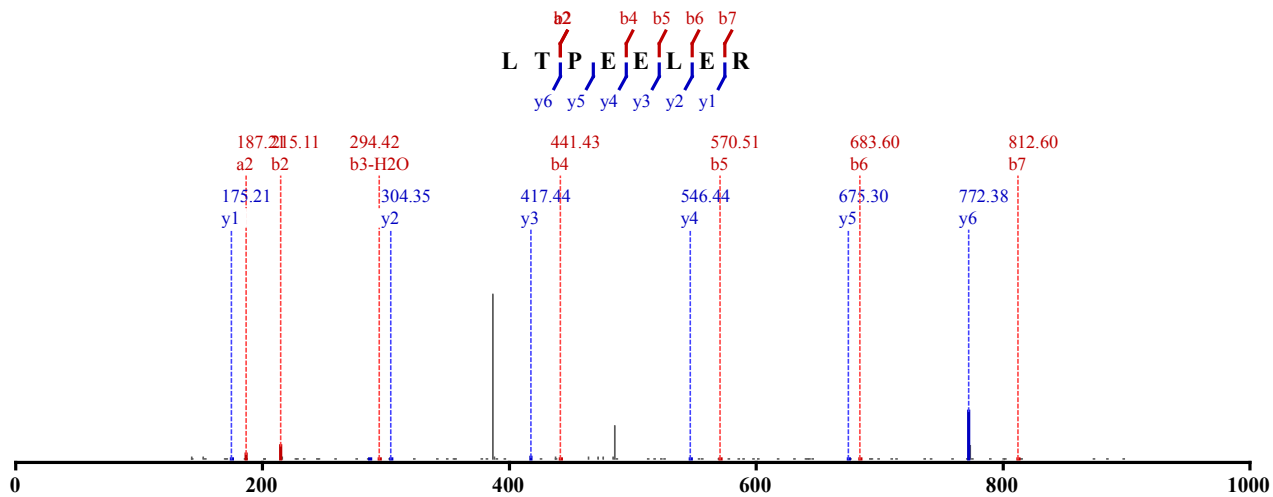


Not Modified

Identified in MSS480 with qvalue 0.00

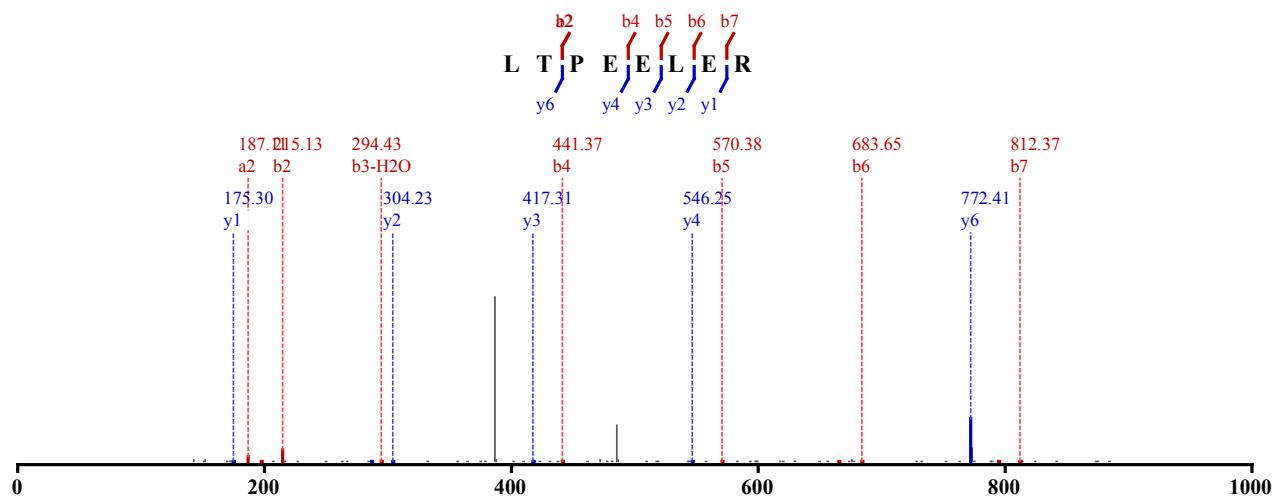
Charge: 2, Exp. m/z: 493.761, Calc. m/z: 493.762

Data File: HeLa_try_pH6_CID_3xload, Scans: 15286 - 15286

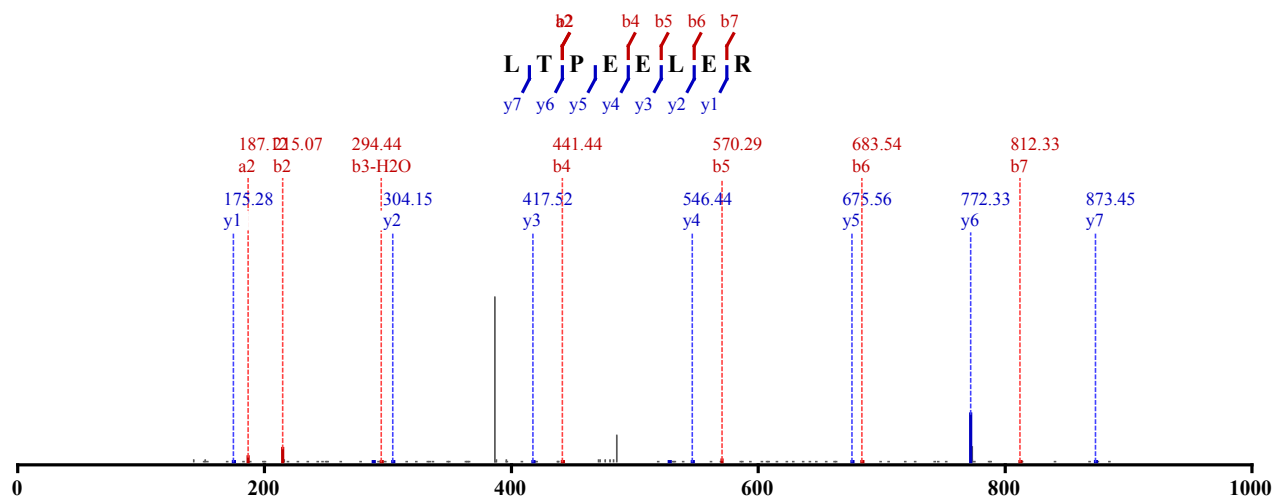


Not Modified

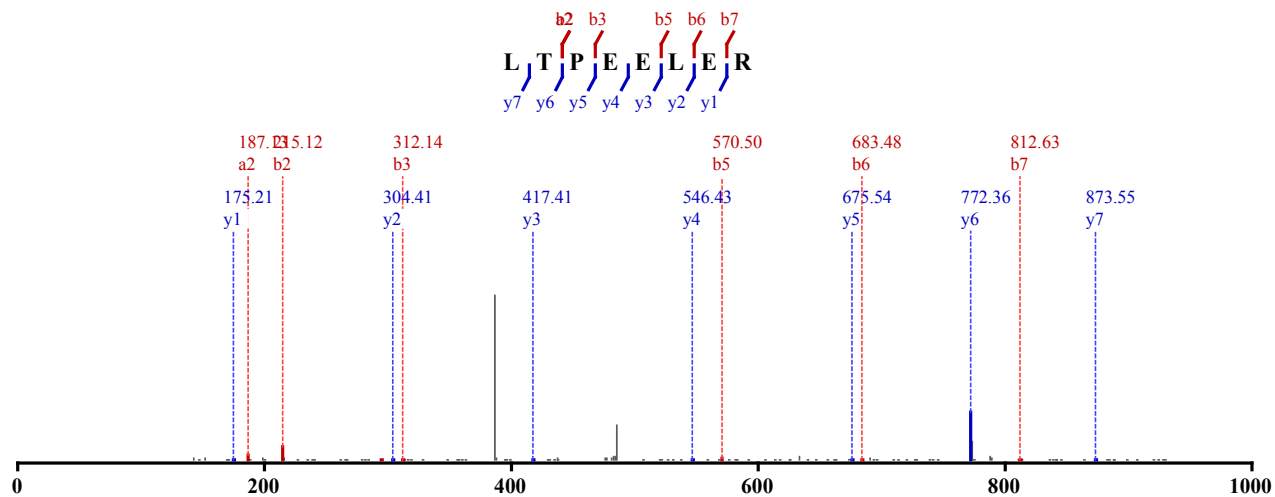
Identified in MSS480 with qvalue 0.00
 Charge: 2, Exp. m/z: 493.762, Calc. m/z: 493.762
 Data File: HeLa_try_pH8_CID_3xload_2, Scans: 19297 - 19297

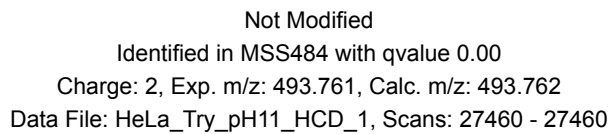
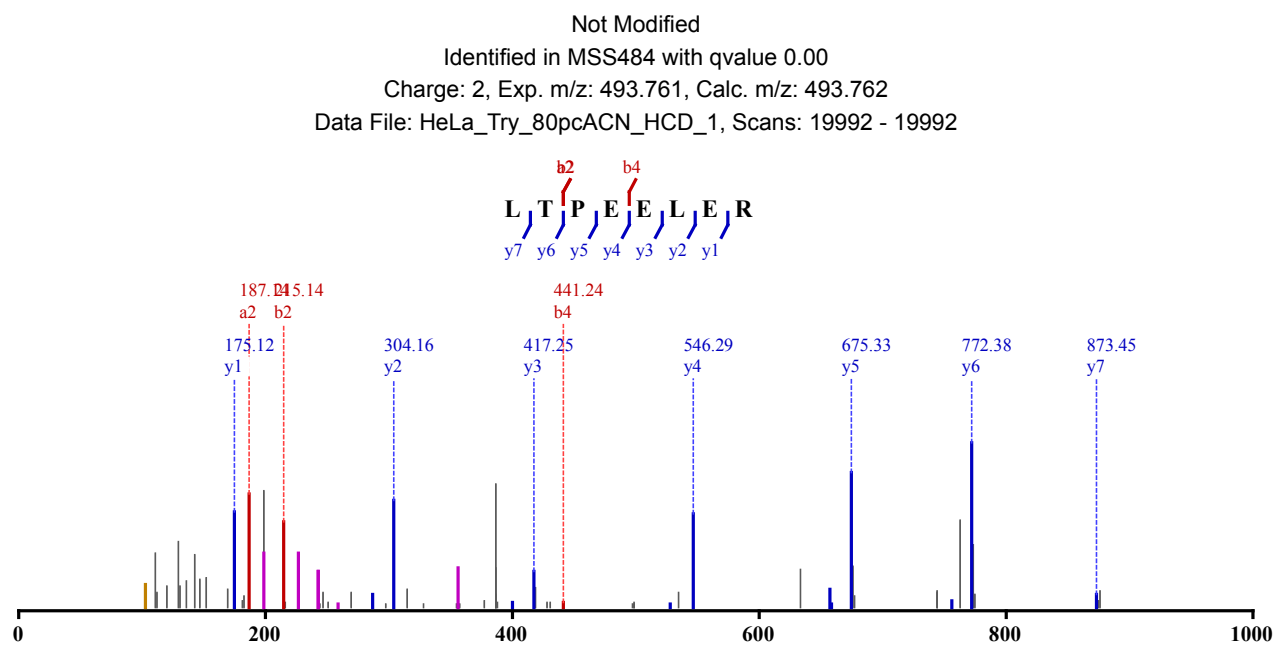
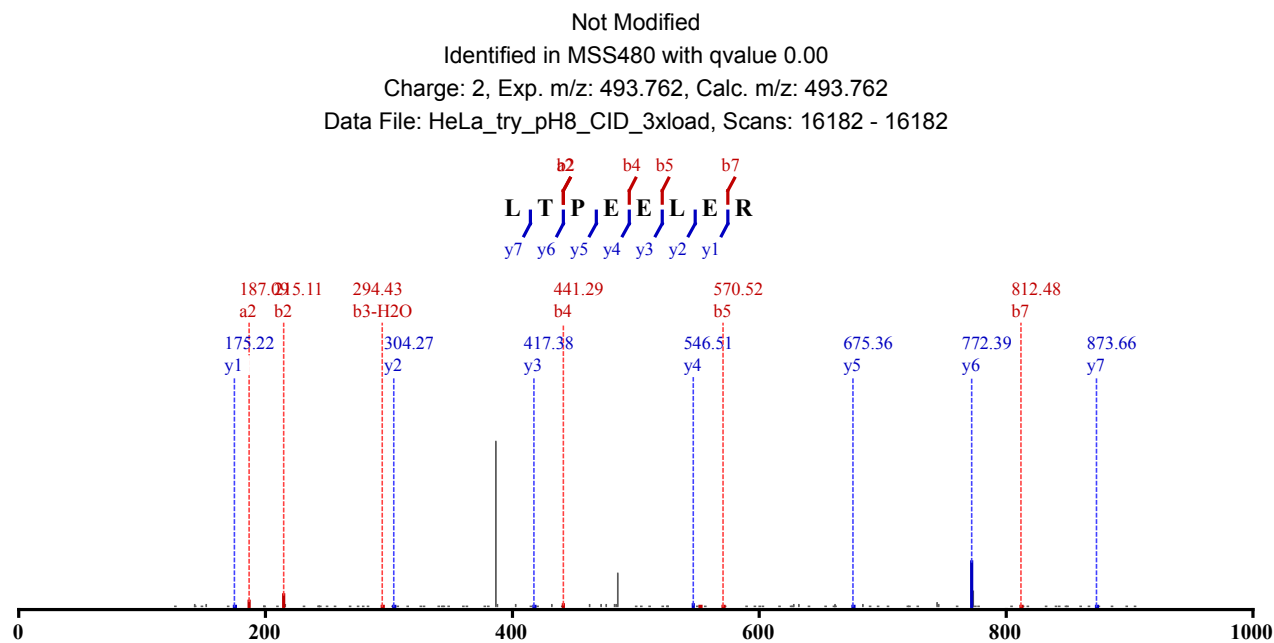


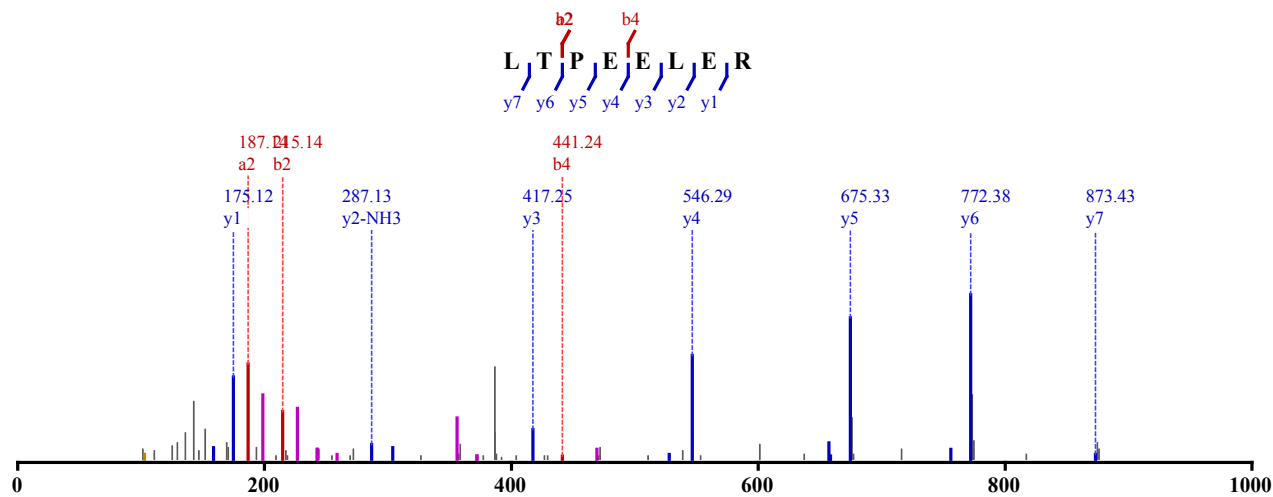
Not Modified
 Identified in MSS480 with qvalue 0.00
 Charge: 2, Exp. m/z: 493.761, Calc. m/z: 493.762
 Data File: HeLa_try_pH8_CID_3xload_3, Scans: 22419 - 22419



Not Modified
 Identified in MSS480 with qvalue 0.00
 Charge: 2, Exp. m/z: 493.762, Calc. m/z: 493.762
 Data File: HeLa_try_pH8_CID_3xload_3, Scans: 22530 - 22530





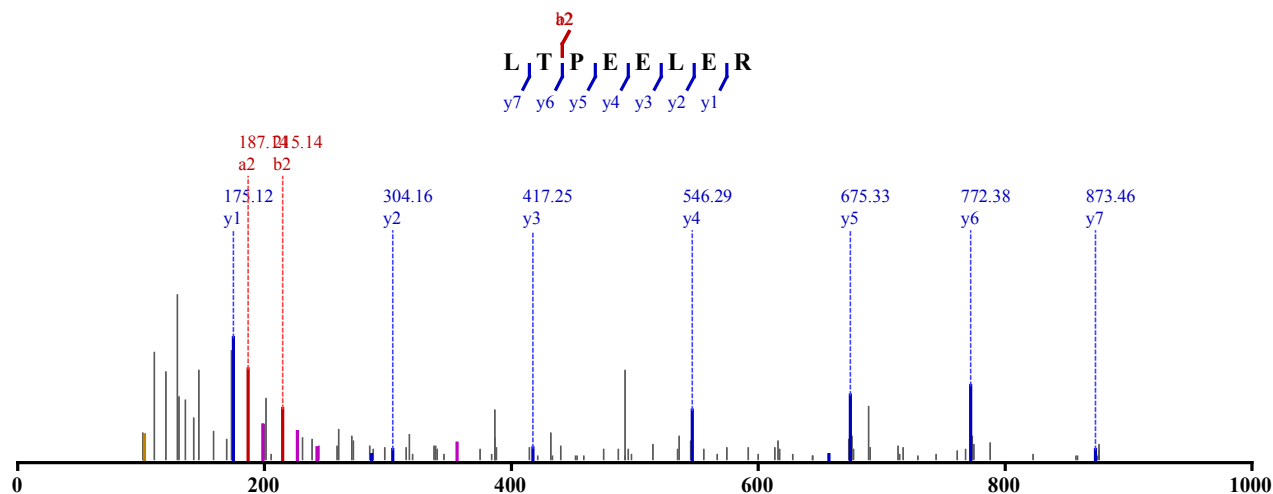


Not Modified

Identified in MSS484 with qvalue 0.00

Charge: 2, Exp. m/z: 493.761, Calc. m/z: 493.762

Data File: HeLa_Try_pH11_HCD_1, Scans: 27793 - 27793

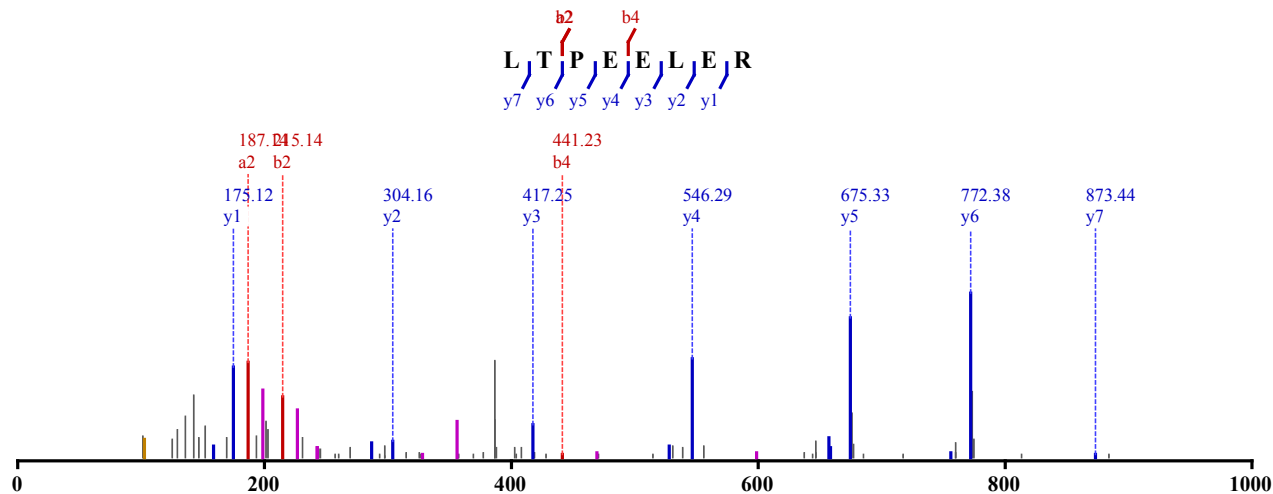


Not Modified

Identified in MSS484 with qvalue 0.00

Charge: 2, Exp. m/z: 493.761, Calc. m/z: 493.762

Data File: HeLa_Try_pH11_HCD_2, Scans: 28346 - 28346

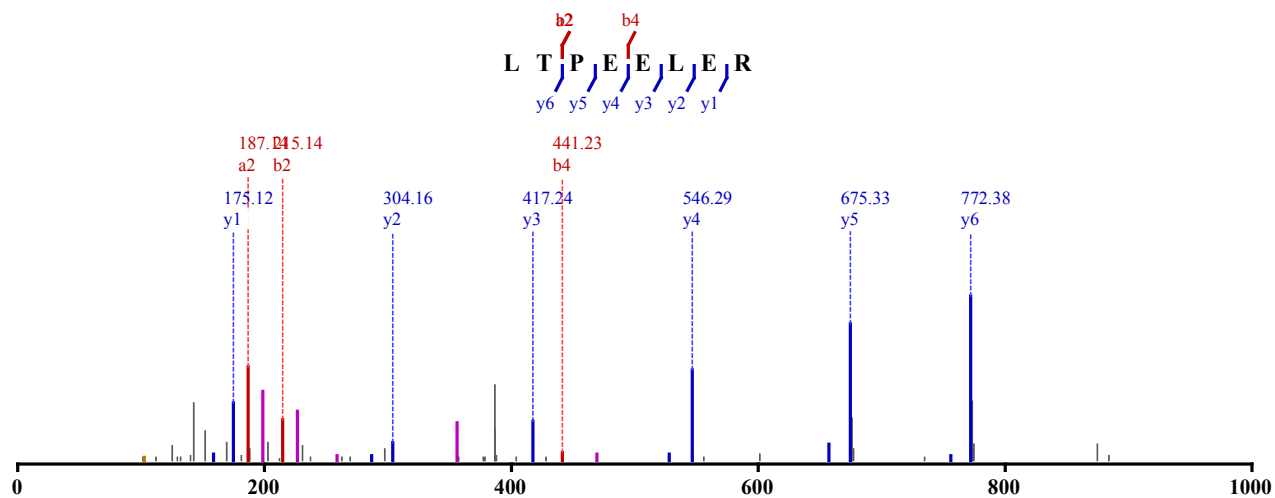


Not Modified

Identified in MSS484 with qvalue 0.00

Charge: 2, Exp. m/z: 493.762, Calc. m/z: 493.762

Data File: HeLa_Try_pH11_HCD_2, Scans: 28461 - 28461

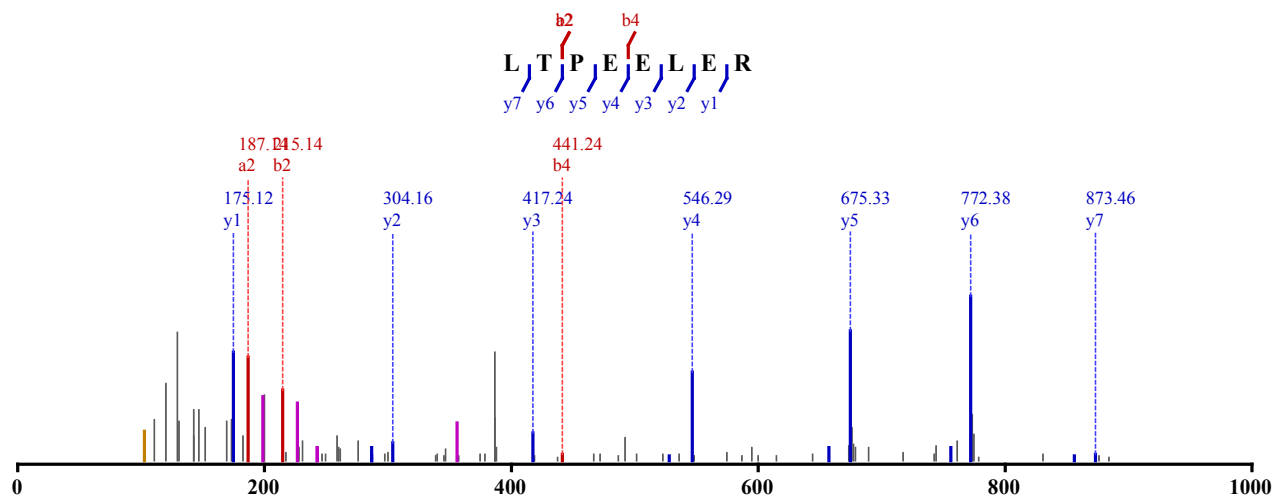


Not Modified

Identified in MSS484 with qvalue 0.00

Charge: 2, Exp. m/z: 493.762, Calc. m/z: 493.762

Data File: HeLa_Try_pH11_HCD_2, Scans: 28593 - 28593

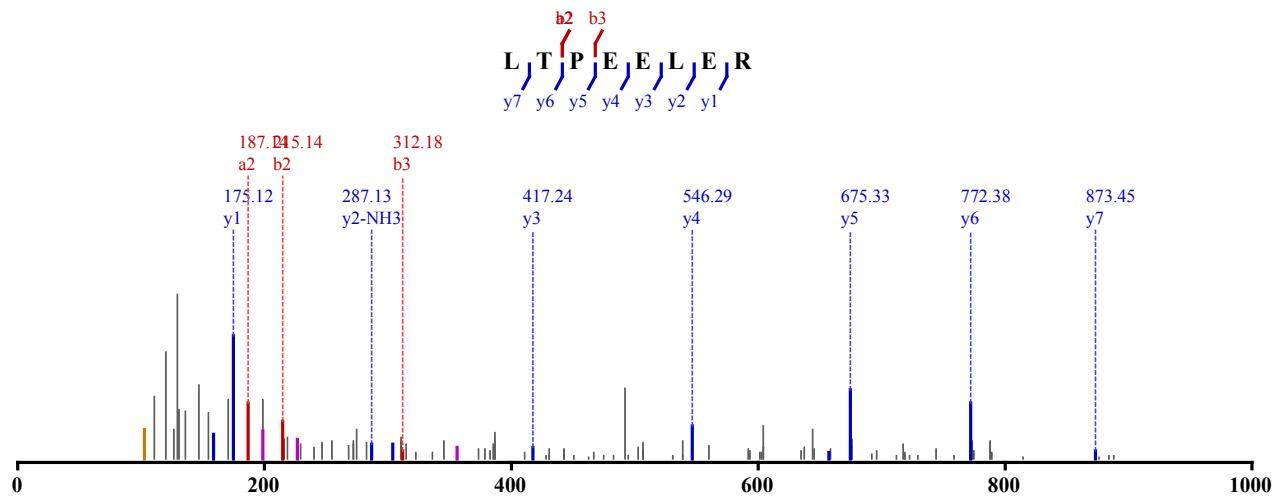


Not Modified

Identified in MSS484 with qvalue 0.00

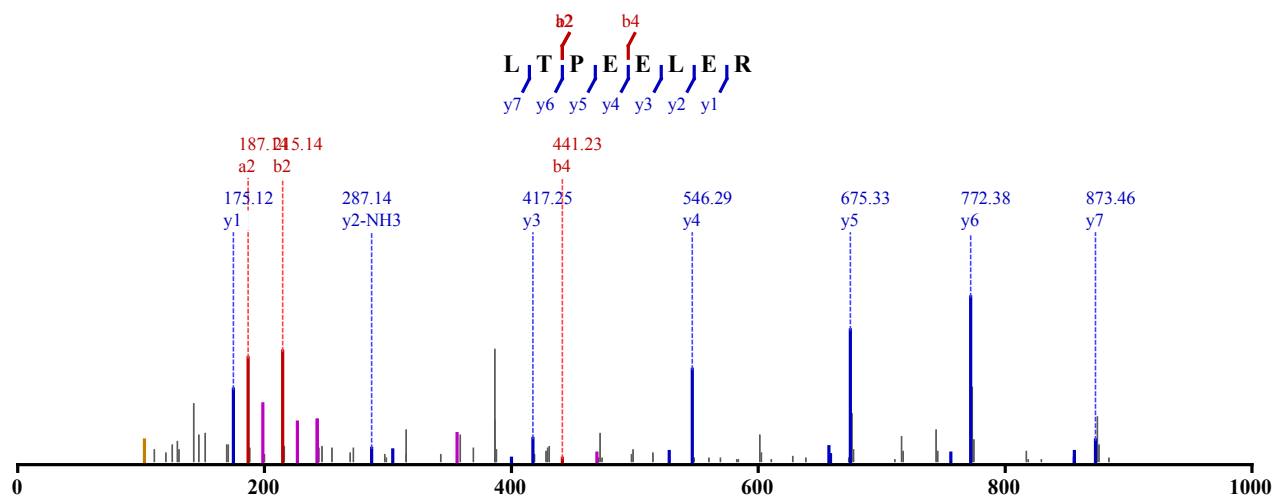
Charge: 2, Exp. m/z: 493.763, Calc. m/z: 493.762

Data File: HeLa_Try_pH11_HCD_2, Scans: 29057 - 29057

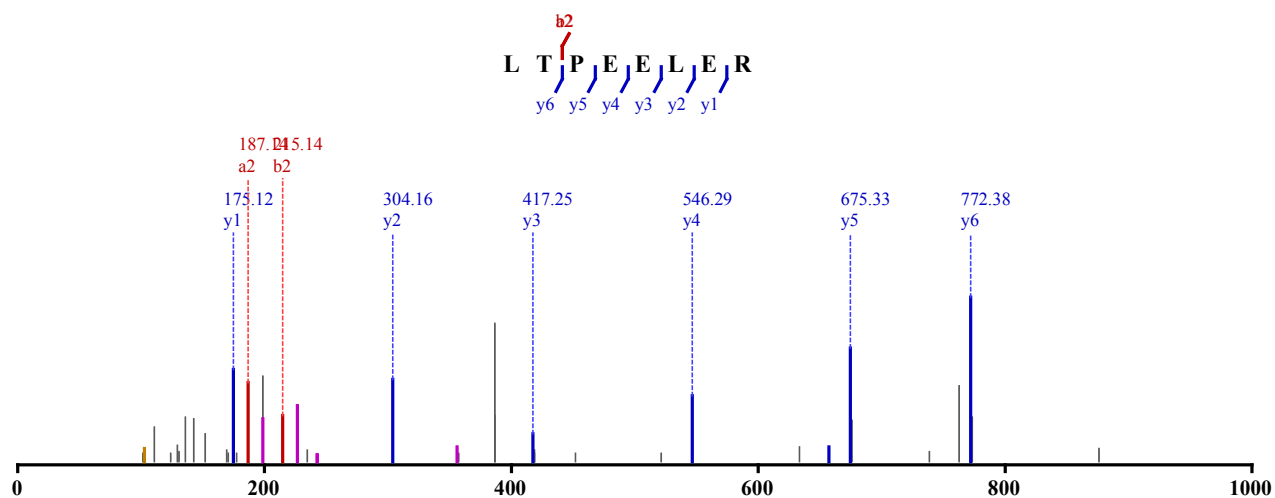


Not Modified

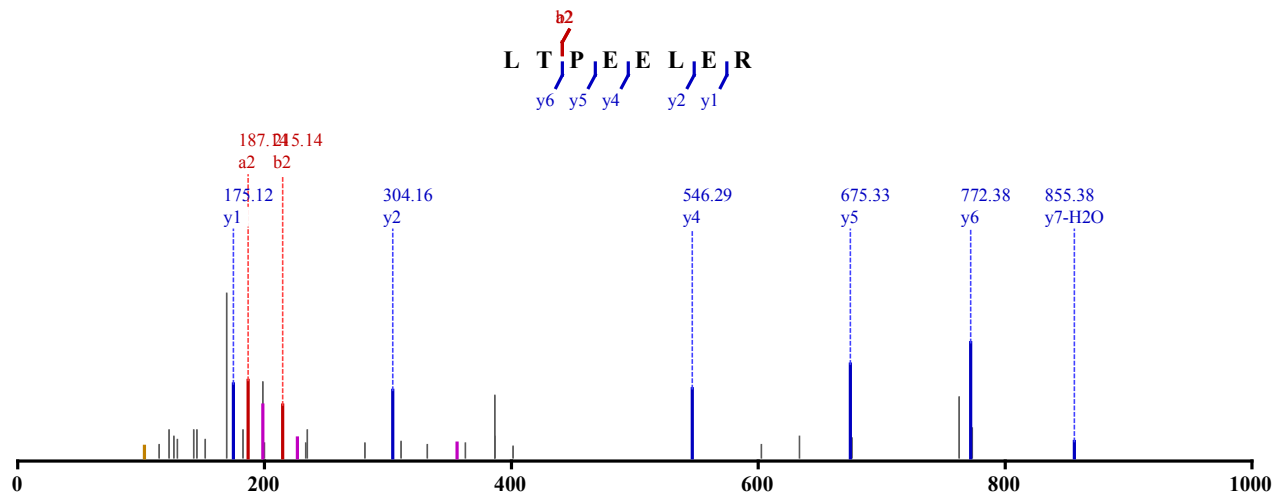
Identified in MSS484 with qvalue 0.00
 Charge: 2, Exp. m/z: 493.761, Calc. m/z: 493.762
 Data File: HeLa_Try_pH11_HCD_3, Scans: 25588 - 25588



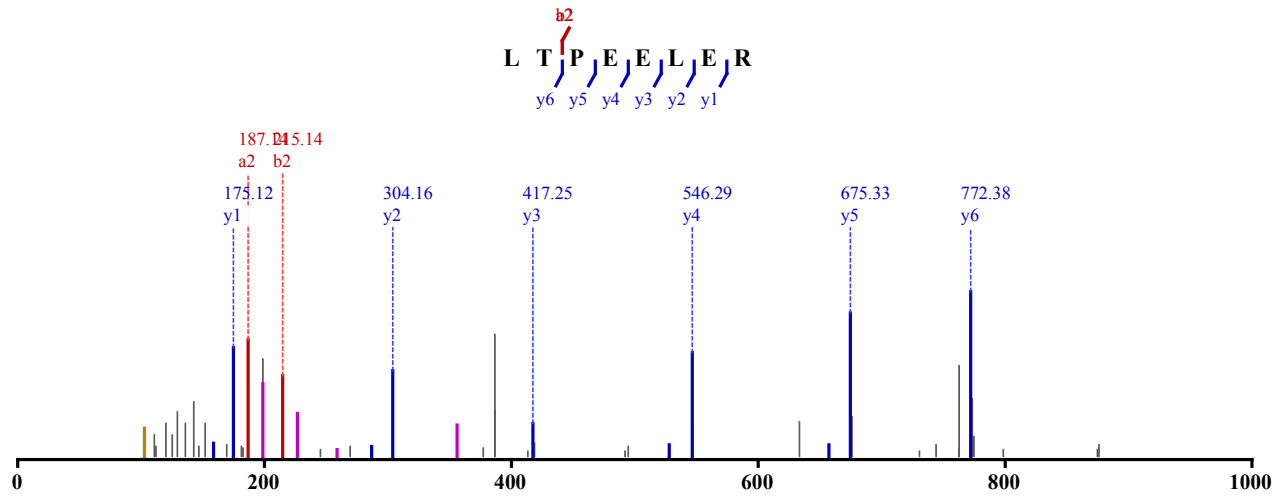
Not Modified
 Identified in MSS484 with qvalue 0.00
 Charge: 2, Exp. m/z: 493.761, Calc. m/z: 493.762
 Data File: HeLa_Try_pH2_HCD_2, Scans: 17764 - 17764



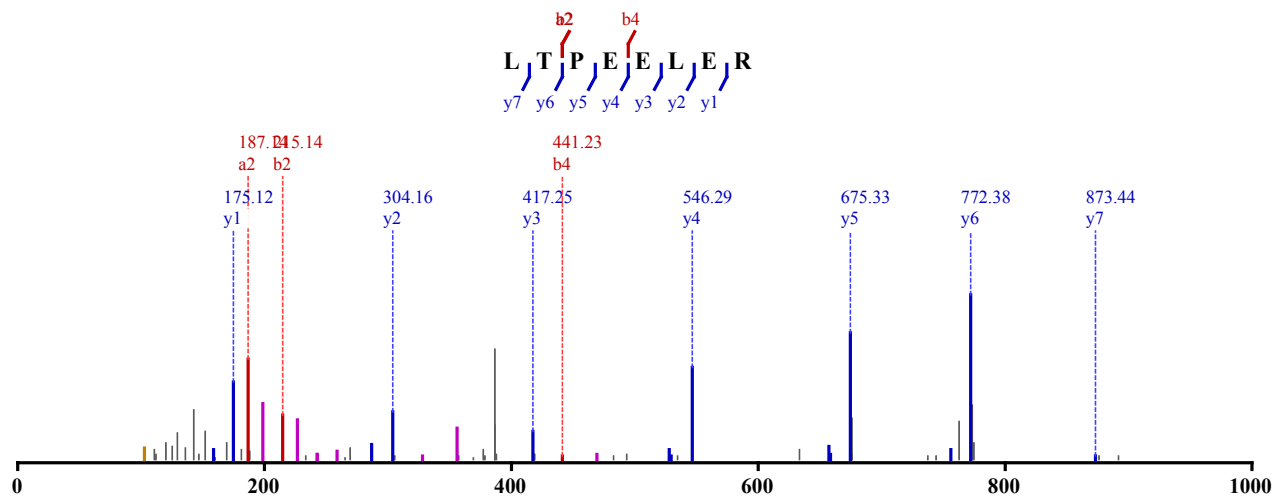
Not Modified
 Identified in MSS484 with qvalue 0.00
 Charge: 2, Exp. m/z: 493.761, Calc. m/z: 493.762
 Data File: HeLa_Try_pH2_HCD_3, Scans: 17741 - 17741



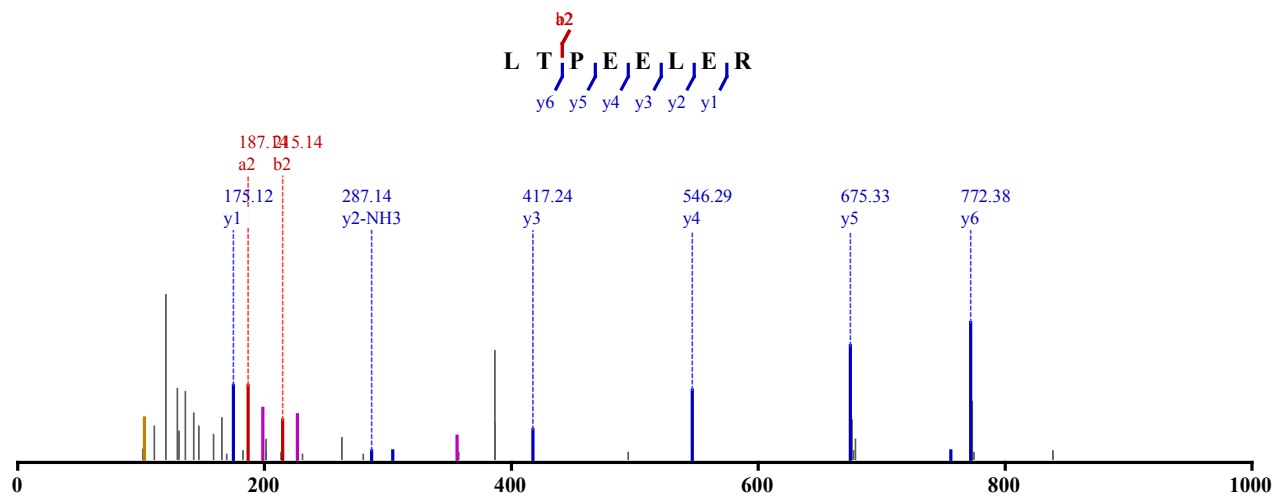
Not Modified
 Identified in MSS484 with qvalue 0.00
 Charge: 2, Exp. m/z: 493.761, Calc. m/z: 493.762
 Data File: HeLa_Try_pH4_HCD_1, Scans: 25089 - 25089



Not Modified
 Identified in MSS484 with qvalue 0.00
 Charge: 2, Exp. m/z: 493.761, Calc. m/z: 493.762
 Data File: HeLa_Try_pH4_HCD_1, Scans: 25177 - 25177



Not Modified
 Identified in MSS484 with qvalue 0.00
 Charge: 2, Exp. m/z: 493.761, Calc. m/z: 493.762
 Data File: HeLa_Try_pH5_HCD_1, Scans: 25466 - 25466

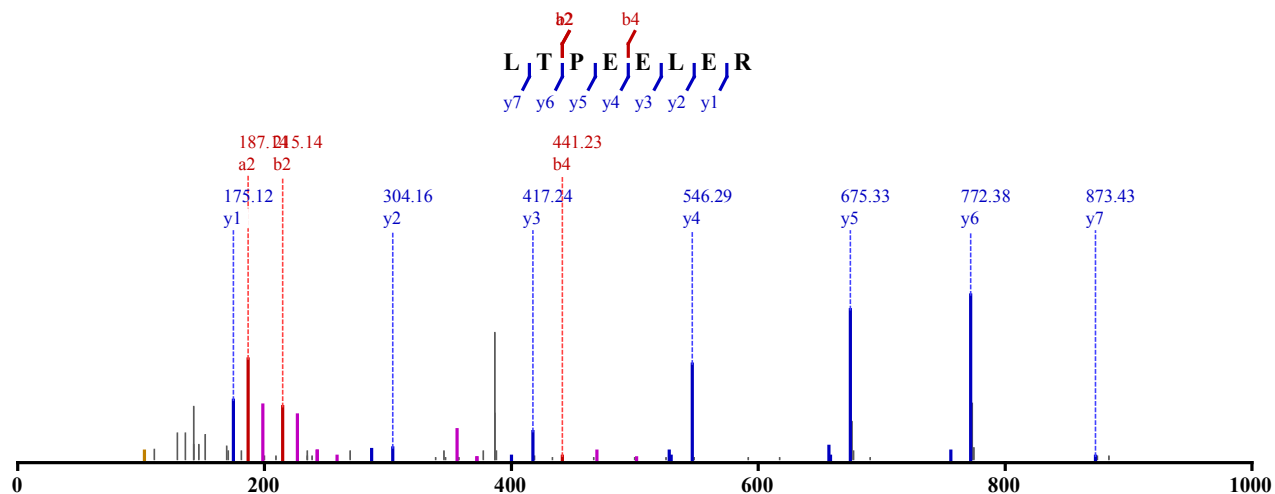


Not Modified

Identified in MSS484 with qvalue 0.00

Charge: 2, Exp. m/z: 493.761, Calc. m/z: 493.762

Data File: HeLa_Try_pH5_HCD_2, Scans: 20720 - 20720

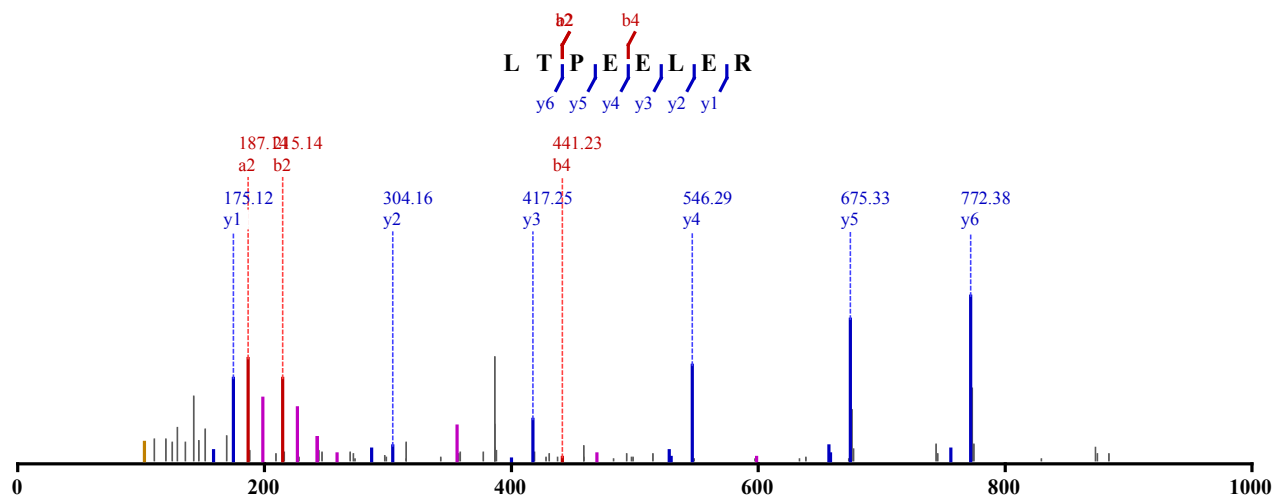


Not Modified

Identified in MSS484 with qvalue 0.00

Charge: 2, Exp. m/z: 493.761, Calc. m/z: 493.762

Data File: HeLa_Try_pH5_HCD_3, Scans: 15495 - 15495

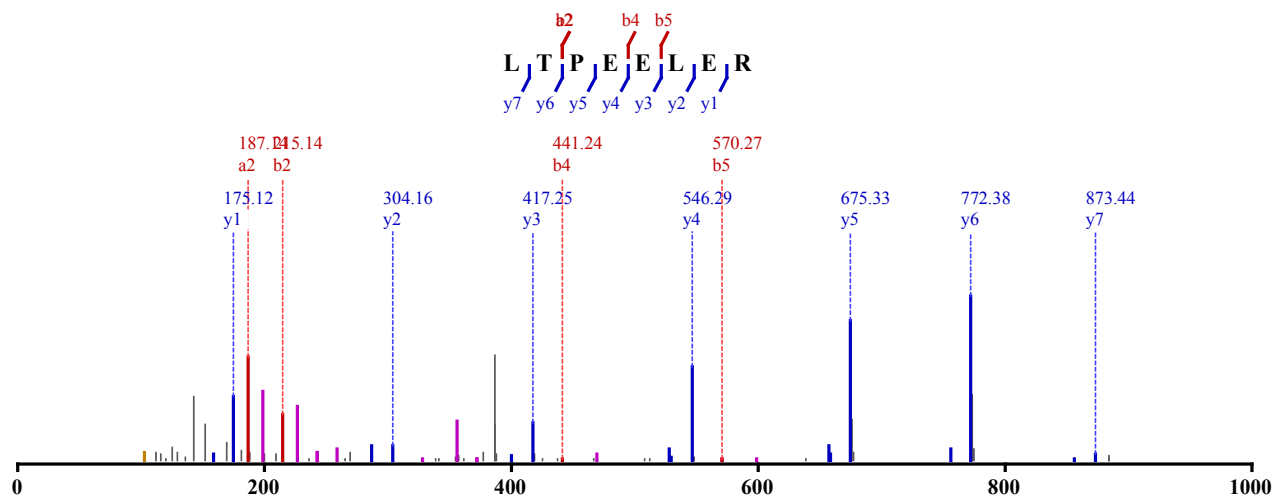


Not Modified

Identified in MSS484 with qvalue 0.00

Charge: 2, Exp. m/z: 493.761, Calc. m/z: 493.762

Data File: HeLa_Try_pH5_HCD_3, Scans: 15580 - 15580

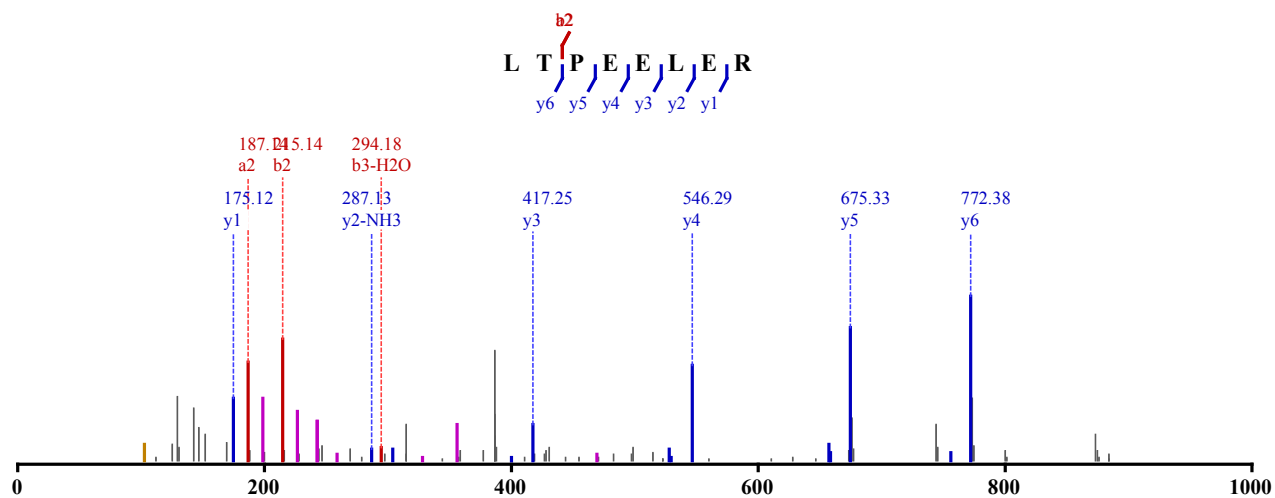


Not Modified

Identified in MSS484 with qvalue 0.00

Charge: 2, Exp. m/z: 493.761, Calc. m/z: 493.762

Data File: HeLa_Try_pH6_HCD_1, Scans: 23118 - 23118

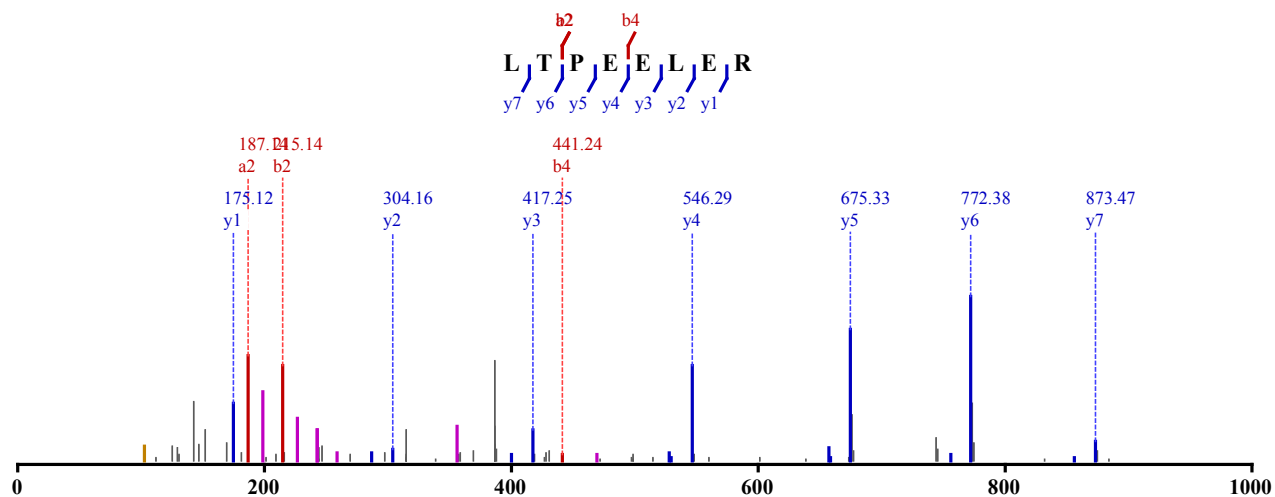


Not Modified

Identified in MSS484 with qvalue 0.00

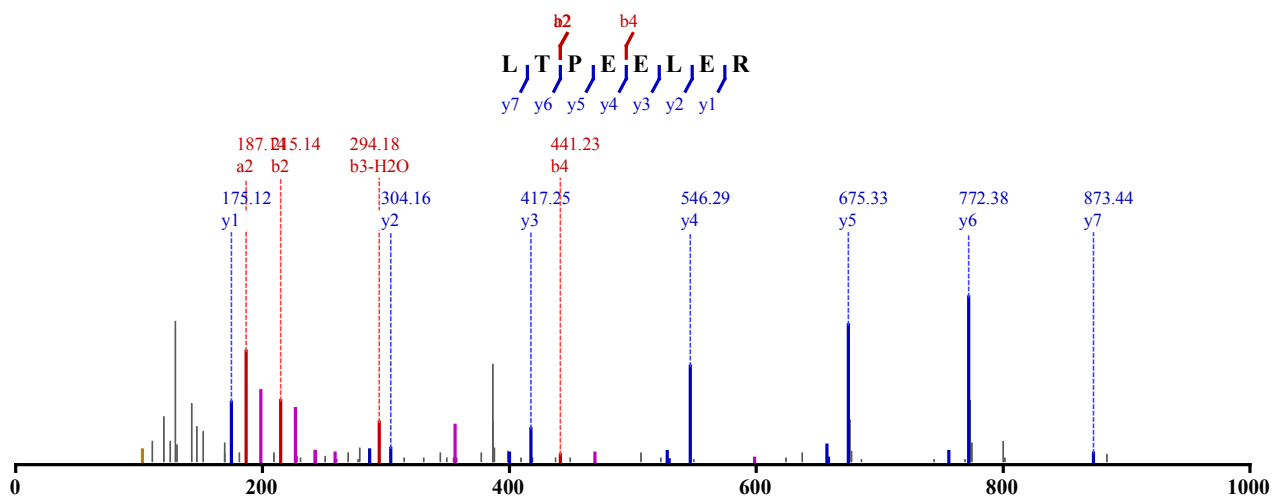
Charge: 2, Exp. m/z: 493.762, Calc. m/z: 493.762

Data File: HeLa_Try_pH8_HCD_1, Scans: 24696 - 24696

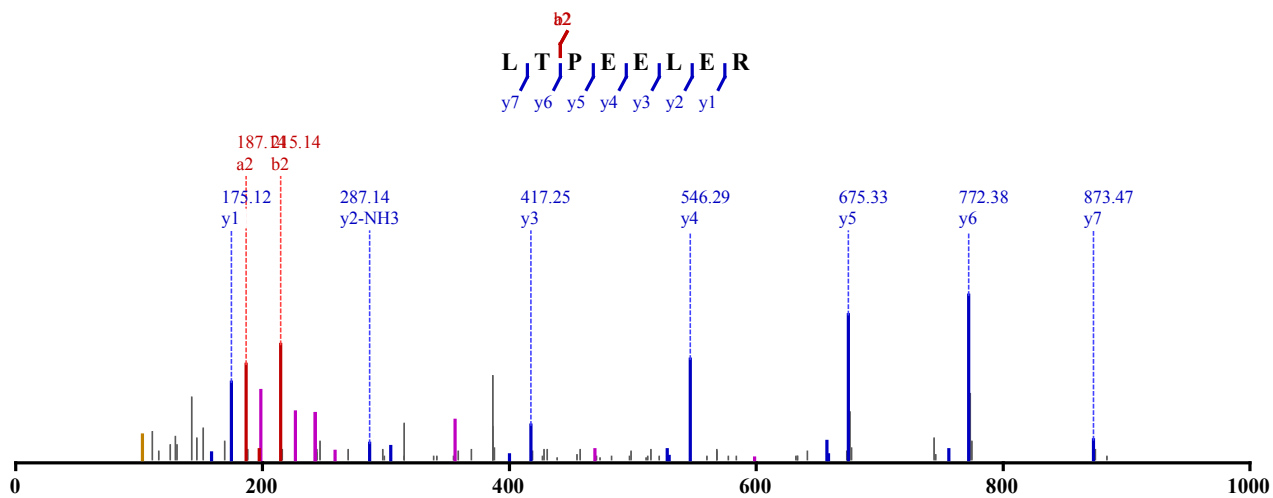


Not Modified

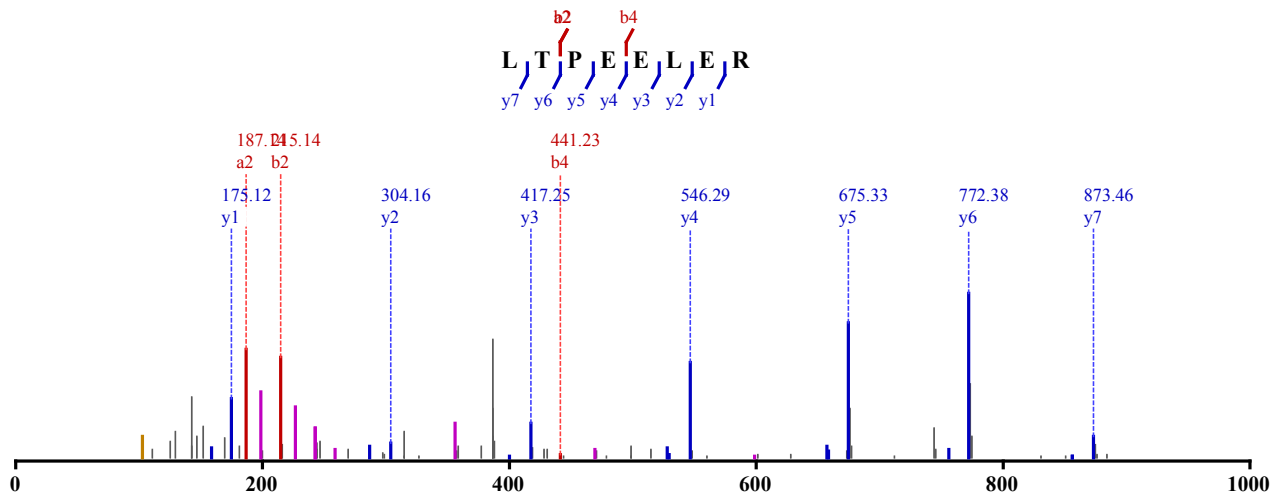
Identified in MSS484 with qvalue 0.00
 Charge: 2, Exp. m/z: 493.762, Calc. m/z: 493.762
 Data File: HeLa_Try_pH8_HCD_1, Scans: 24808 - 24808



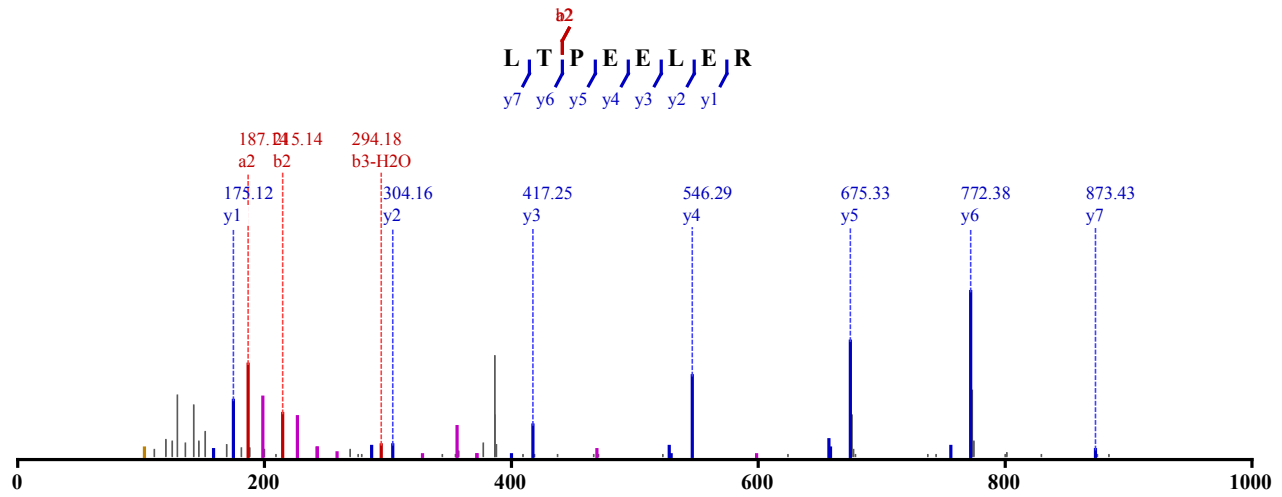
Not Modified
 Identified in MSS484 with qvalue 0.00
 Charge: 2, Exp. m/z: 493.762, Calc. m/z: 493.762
 Data File: HeLa_Try_pH8_HCD_2, Scans: 20062 - 20062



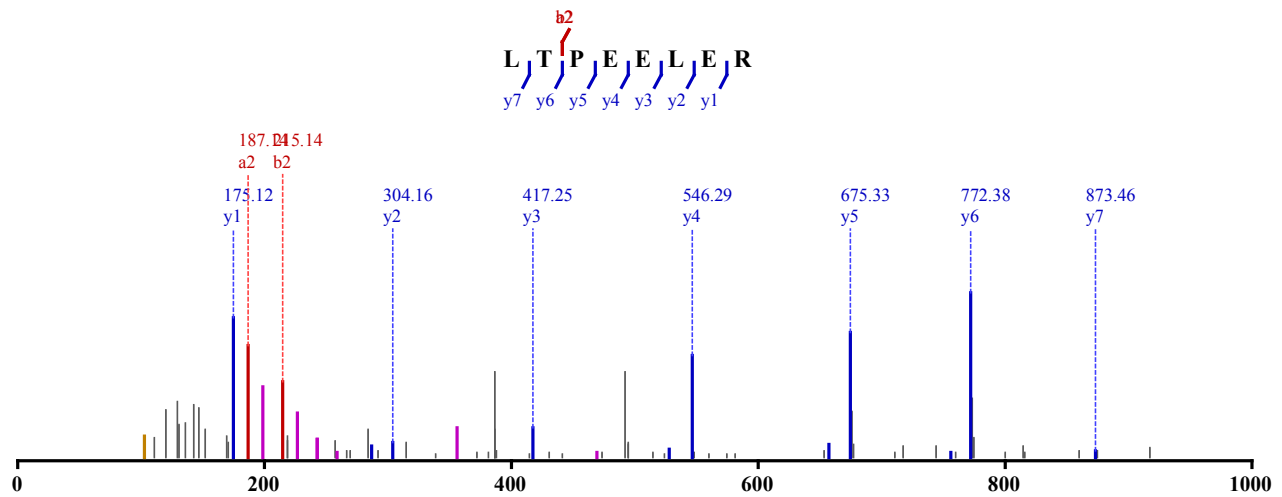
Not Modified
 Identified in MSS484 with qvalue 0.00
 Charge: 2, Exp. m/z: 493.761, Calc. m/z: 493.762
 Data File: HeLa_Try_pH8_HCD_3, Scans: 23707 - 23707



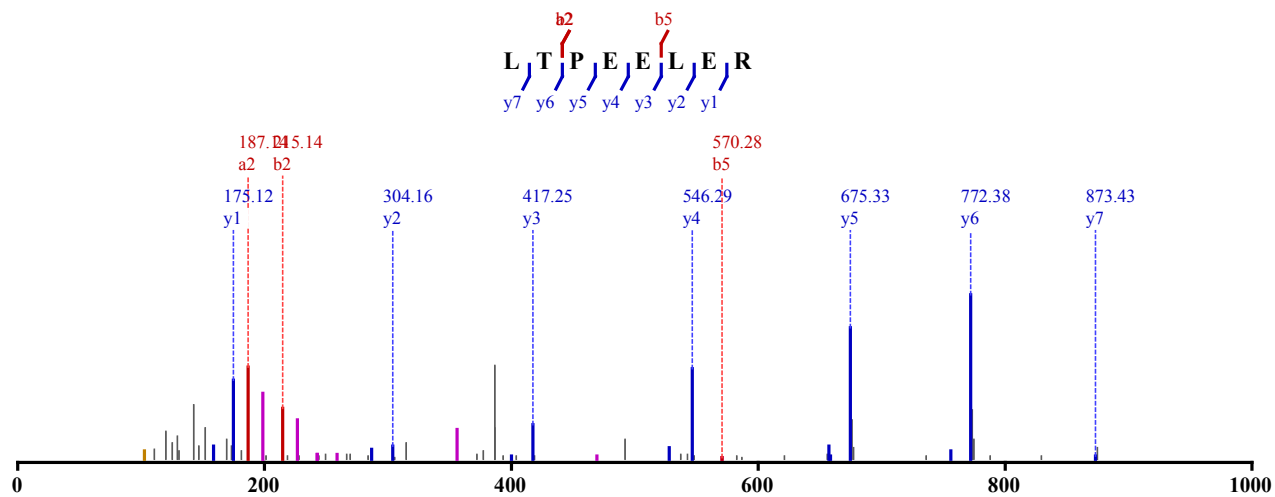
Not Modified
 Identified in MSS484 with qvalue 0.00
 Charge: 2, Exp. m/z: 493.762, Calc. m/z: 493.762
 Data File: HeLa_Try_pH8_HCD_3, Scans: 23807 - 23807



Not Modified
 Identified in MSS487 with qvalue 0.00
 Charge: 2, Exp. m/z: 493.761, Calc. m/z: 493.762
 Data File: HeLa_ArgC-Try_pH11_HCD_2, Scans: 22317 - 22317



Not Modified
 Identified in MSS487 with qvalue 0.00
 Charge: 2, Exp. m/z: 493.761, Calc. m/z: 493.762
 Data File: HeLa_ArgC-Try_pH11_HCD_2, Scans: 22408 - 22408

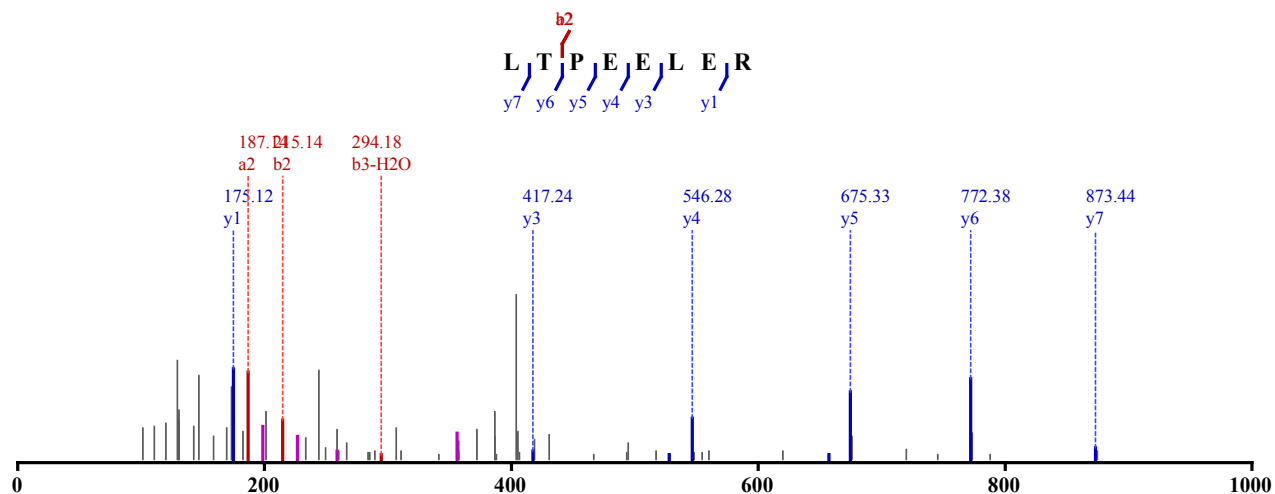


Not Modified

Identified in MSS487 with qvalue 0.00

Charge: 2, Exp. m/z: 494.265, Calc. m/z: 493.762

Data File: HeLa_ArgC-Try_pH11_HCD_2, Scans: 22520 - 22520

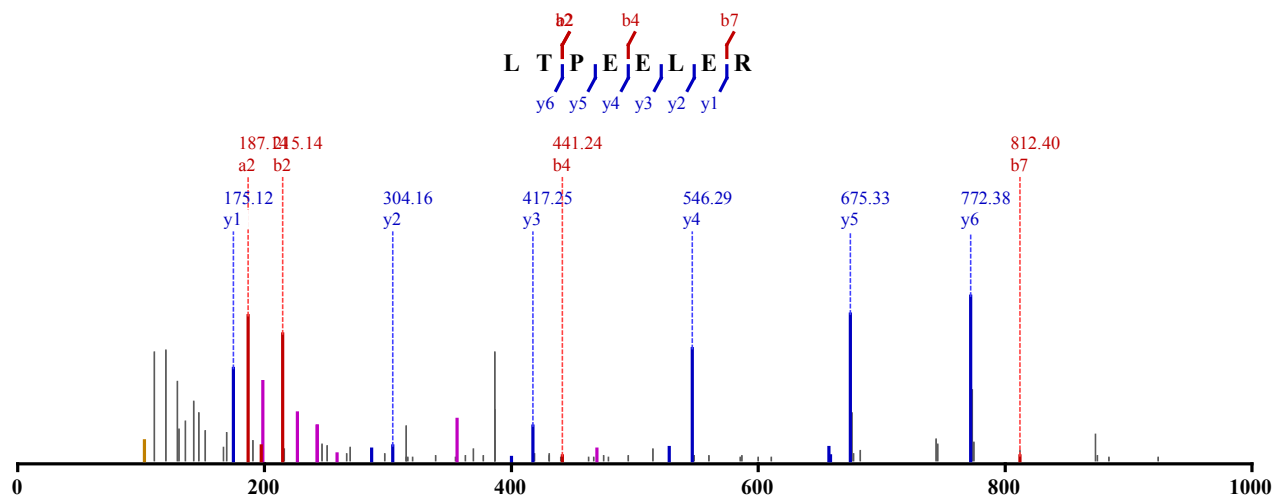


Not Modified

Identified in MSS487 with qvalue 0.00

Charge: 2, Exp. m/z: 493.761, Calc. m/z: 493.762

Data File: HeLa_ArgC-Try_pH6_HCD_1, Scans: 16492 - 16492

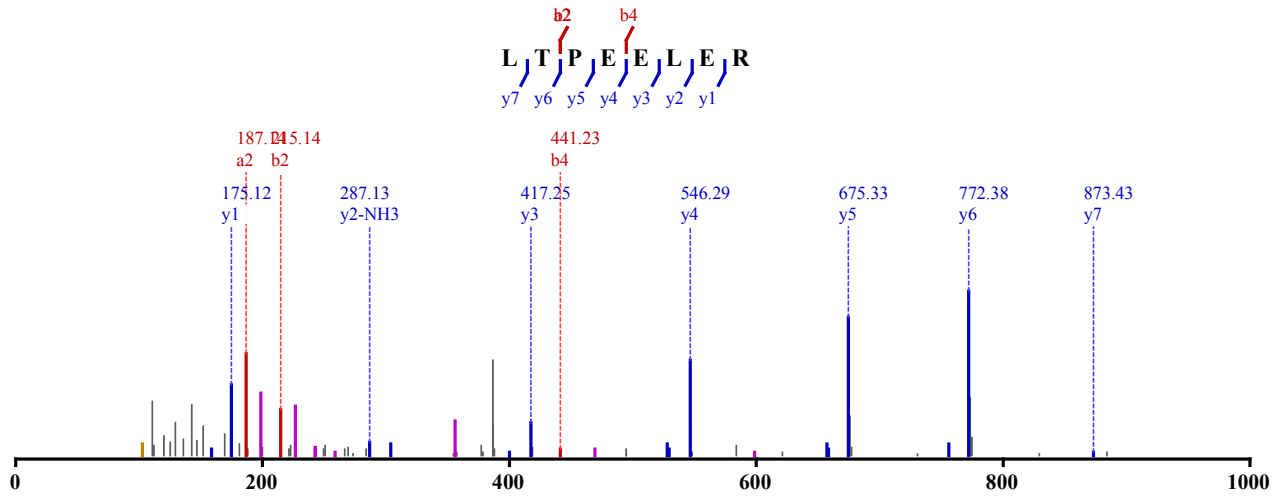


Not Modified

Identified in MSS487 with qvalue 0.00

Charge: 2, Exp. m/z: 493.761, Calc. m/z: 493.762

Data File: HeLa_ArgC-Try_pH6_HCD_2, Scans: 17004 - 17004

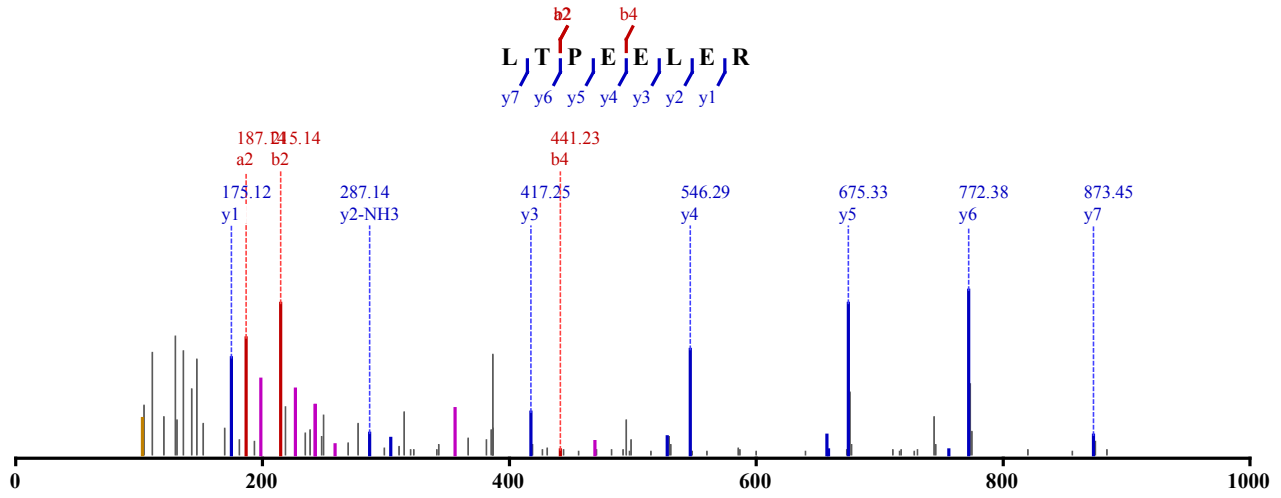


Not Modified

Identified in MSS487 with qvalue 0.00

Charge: 2, Exp. m/z: 493.761, Calc. m/z: 493.762

Data File: HeLa_ArgC-Try_pH6_HCD_3, Scans: 19134 - 19134

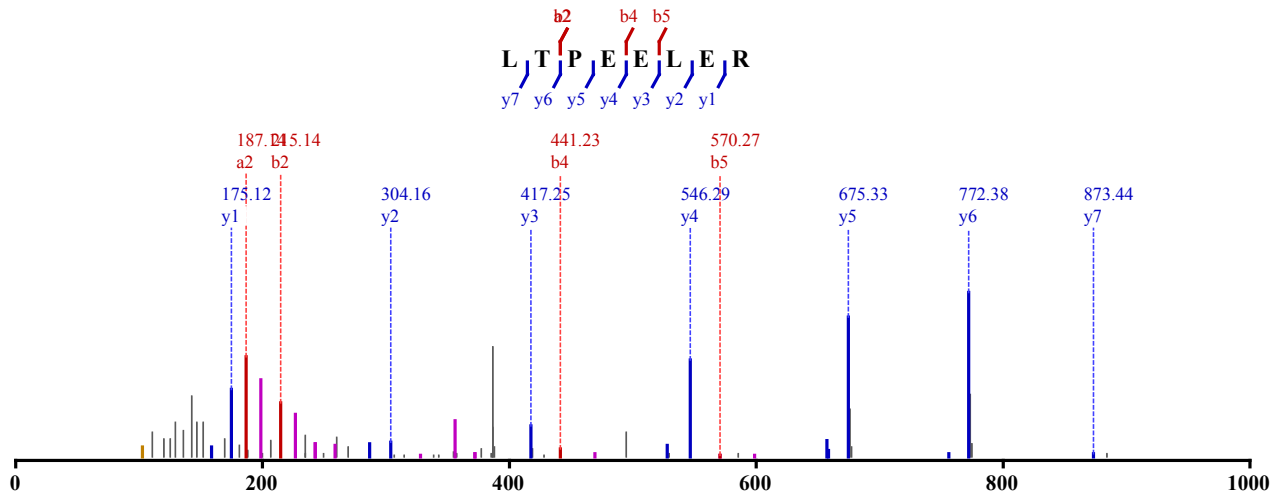


Not Modified

Identified in MSS487 with qvalue 0.00

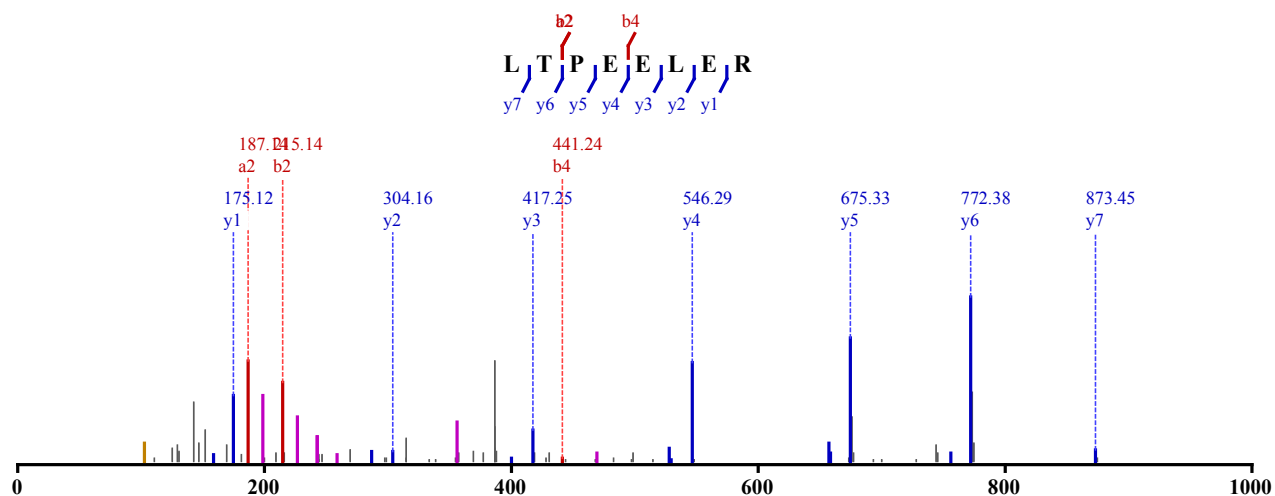
Charge: 2, Exp. m/z: 493.762, Calc. m/z: 493.762

Data File: HeLa_ArgC-Try_pH6_HCD_3, Scans: 19227 - 19227

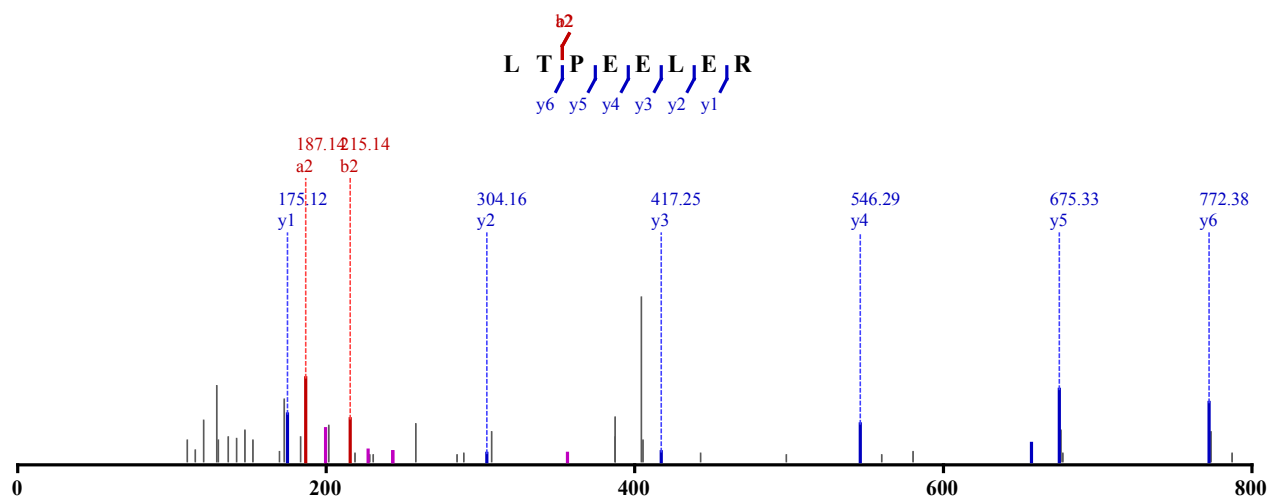


Not Modified

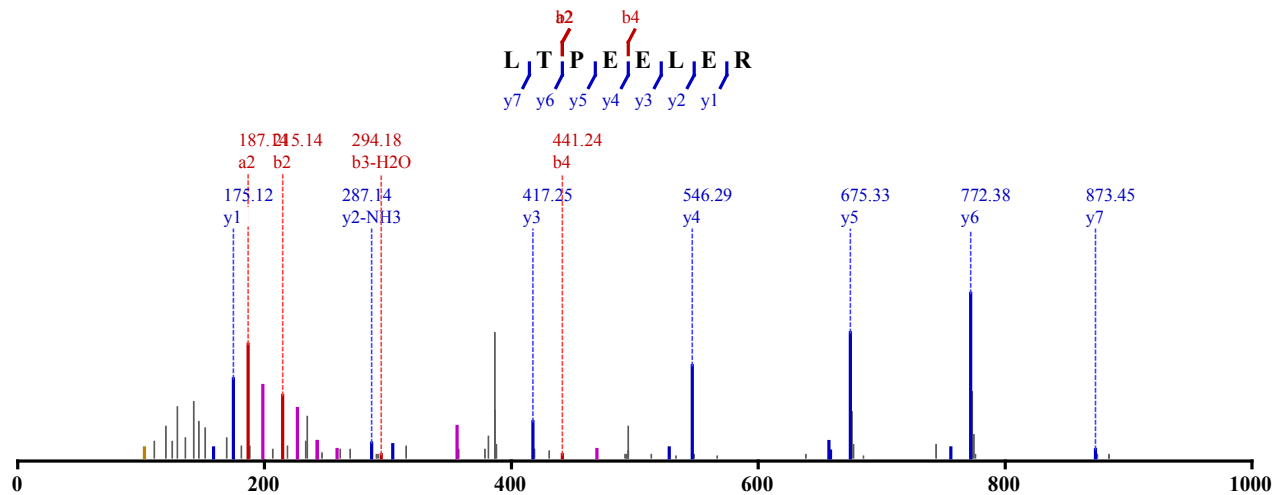
Identified in MSS487 with qvalue 0.00
Charge: 2, Exp. m/z: 493.761, Calc. m/z: 493.762
Data File: HeLa_ArgC-Try_pH8_HCD_1, Scans: 15093 - 15093



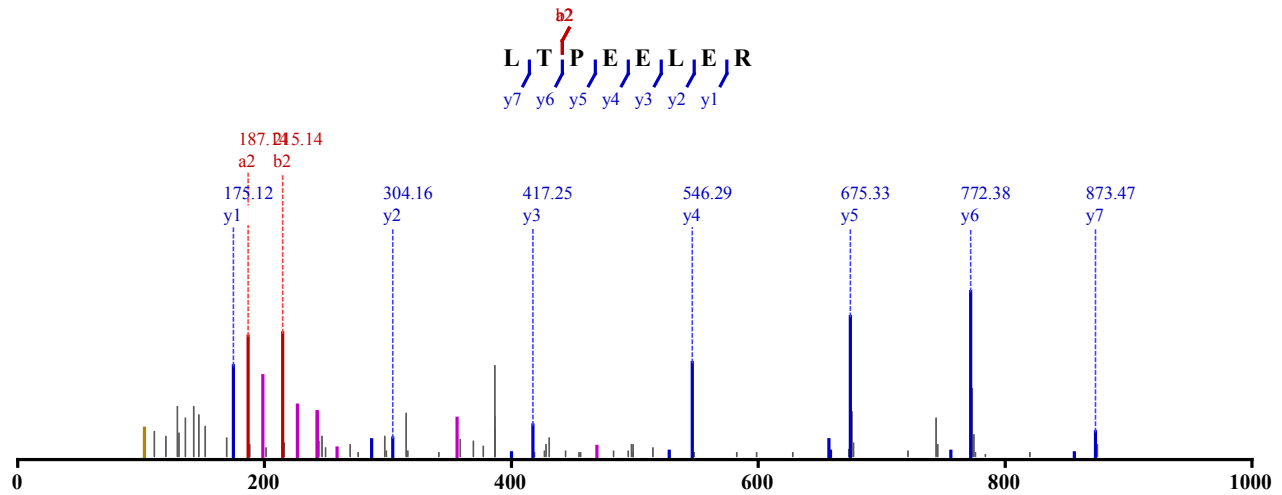
Not Modified
Identified in MSS487 with qvalue 0.00
Charge: 2, Exp. m/z: 494.268, Calc. m/z: 493.762
Data File: HeLa_ArgC-Try_pH8_HCD_1, Scans: 15260 - 15260



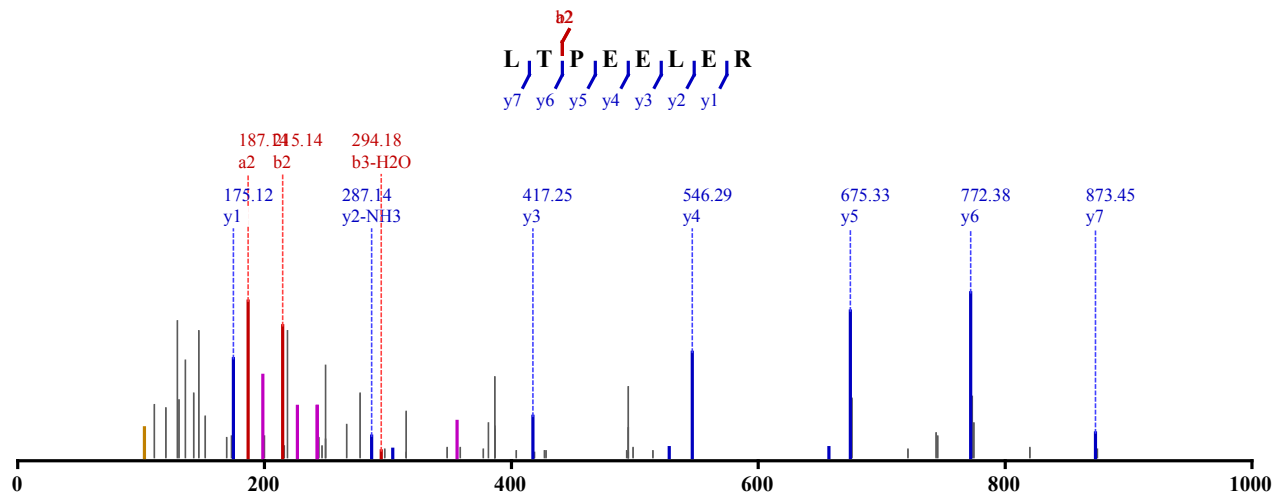
Not Modified
Identified in MSS487 with qvalue 0.00
Charge: 2, Exp. m/z: 493.761, Calc. m/z: 493.762
Data File: HeLa_ArgC-Try_pH8_HCD_2, Scans: 19310 - 19310



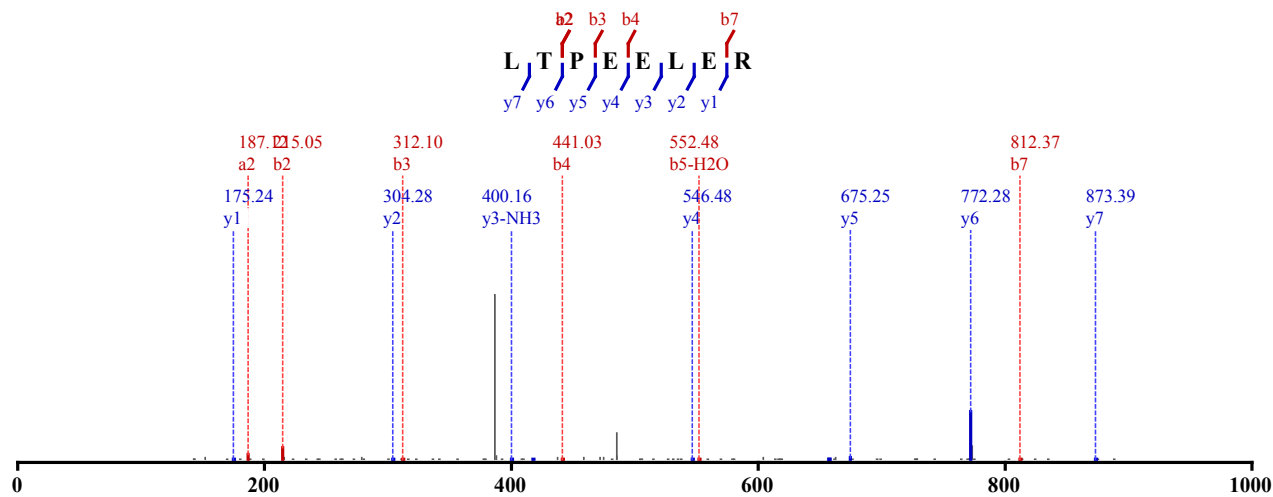
Not Modified
 Identified in MSS487 with qvalue 0.00
 Charge: 2, Exp. m/z: 493.761, Calc. m/z: 493.762
 Data File: HeLa_ArgC-Try_pH8_HCD_3, Scans: 19167 - 19167



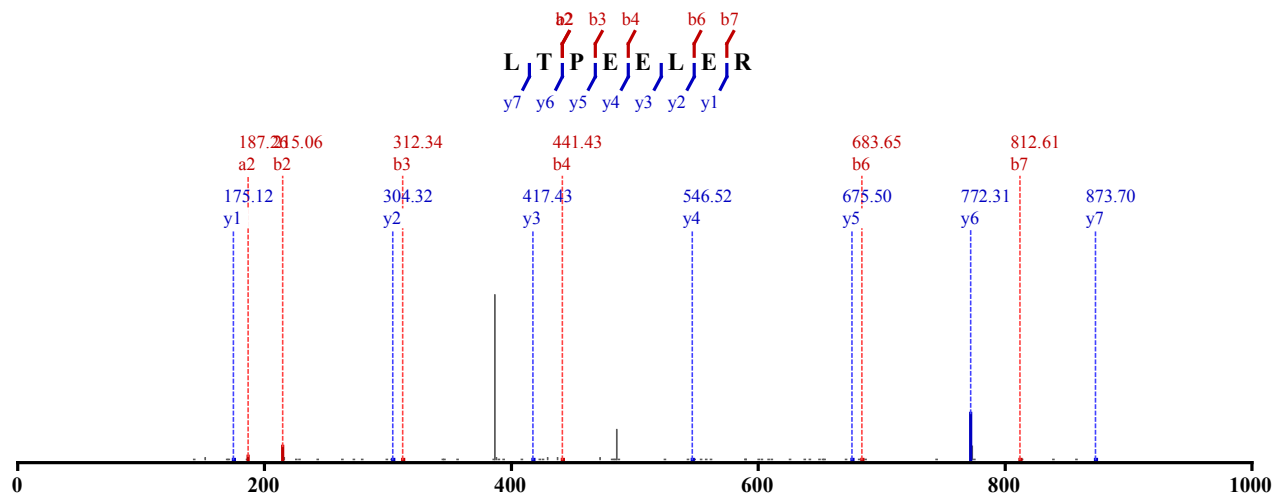
Not Modified
 Identified in MSS487 with qvalue 0.00
 Charge: 2, Exp. m/z: 493.761, Calc. m/z: 493.762
 Data File: HeLa_ArgC-Try_pH8_HCD_3, Scans: 19245 - 19245



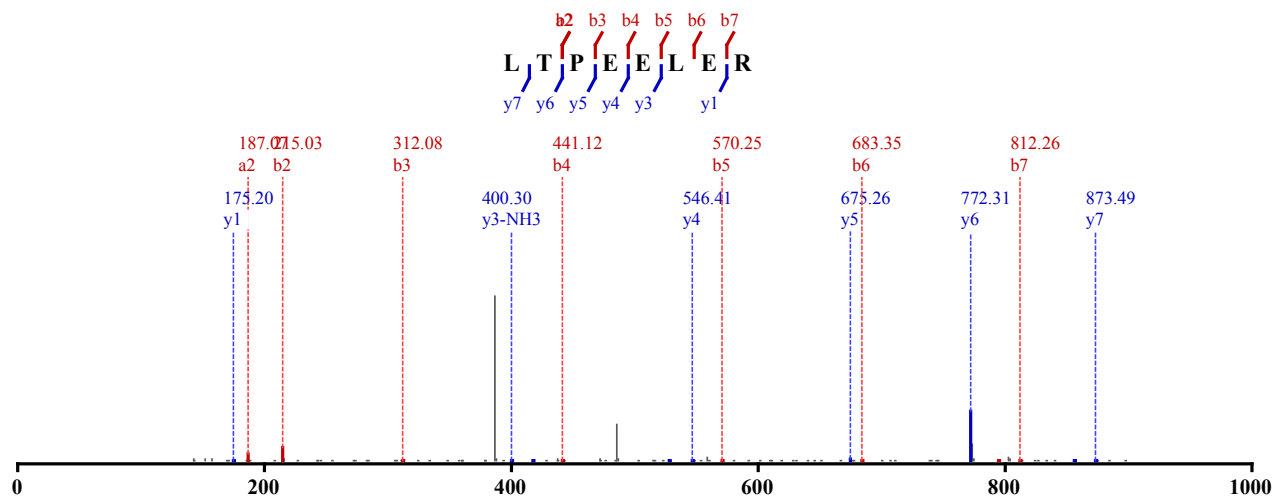
Not Modified
 Identified in MSS488 with qvalue 0.00
 Charge: 2, Exp. m/z: 493.762, Calc. m/z: 493.762
 Data File: HeLa_chy-try_pH11_CID_3xload_2, Scans: 9915 - 9915



Not Modified
 Identified in MSS488 with qvalue 0.01
 Charge: 2, Exp. m/z: 493.761, Calc. m/z: 493.762
 Data File: HeLa_chy-try_pH6_CID_3xload_3, Scans: 17444 - 17444

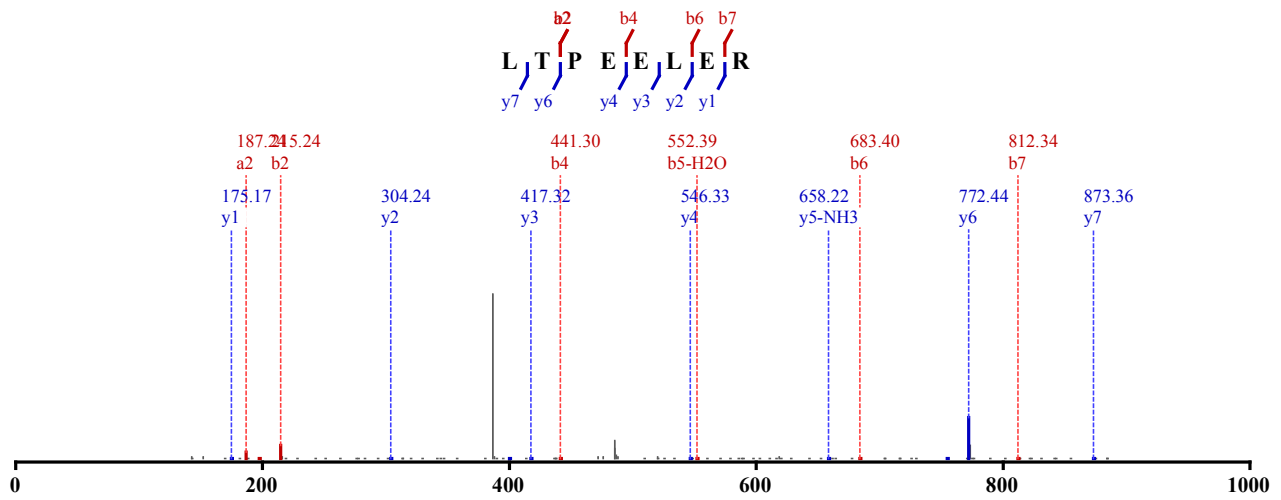


Not Modified
 Identified in MSS488 with qvalue 0.00
 Charge: 2, Exp. m/z: 493.762, Calc. m/z: 493.762
 Data File: HeLa_chy-try_pH8_CID_3xload_3, Scans: 12192 - 12192



Not Modified
 Identified in MSS488 with qvalue 0.00
 Charge: 2, Exp. m/z: 493.762, Calc. m/z: 493.762

Data File: HeLa_chy-try_pH8_CID_3xload, Scans: 24503 - 24503

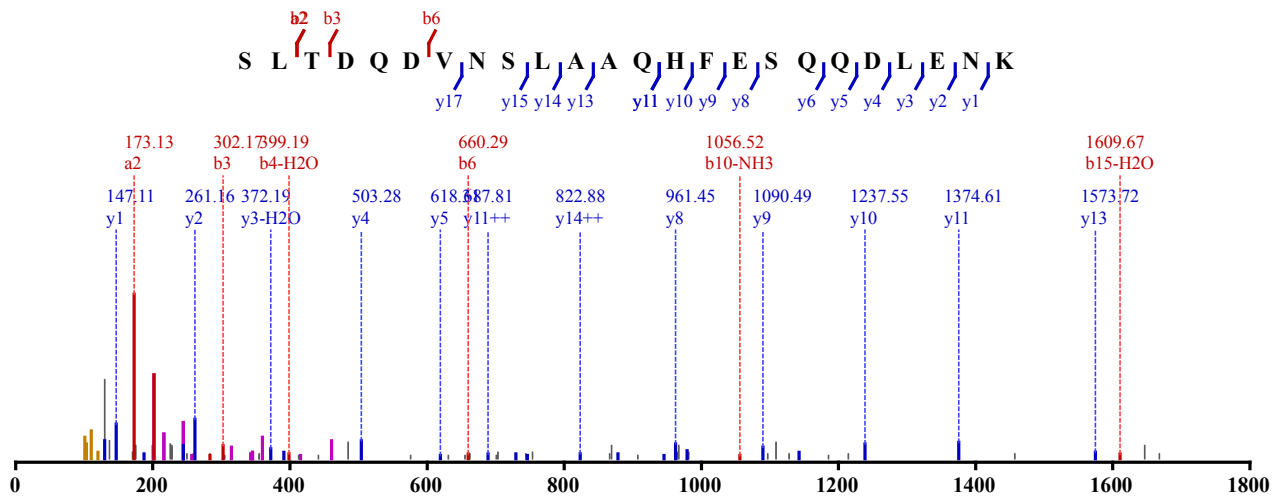


Not Modified

Identified in MSS485 with qvalue 0.00

Charge: 3, Exp. m/z: 906.426, Calc. m/z: 906.427

Data File: HeLa_LysC_pH3_HCD_1, Scans: 40479 - 40479

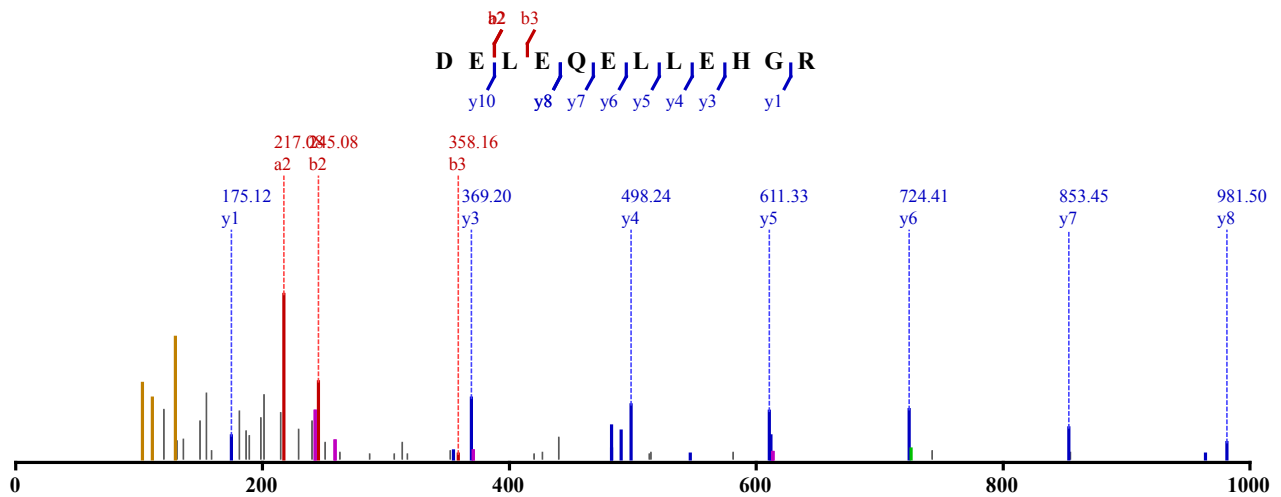


Not Modified

Identified in MSS479 with qvalue 0.00

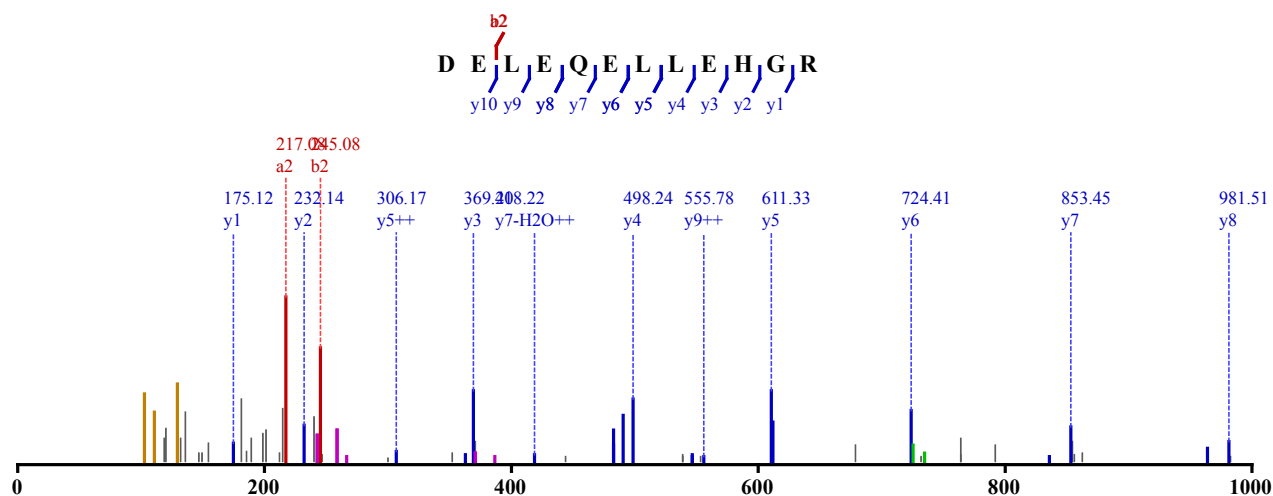
Charge: 3, Exp. m/z: 489.908, Calc. m/z: 489.907

Data File: HeLa_AspN_pH3_HCD_1, Scans: 26645 - 26645

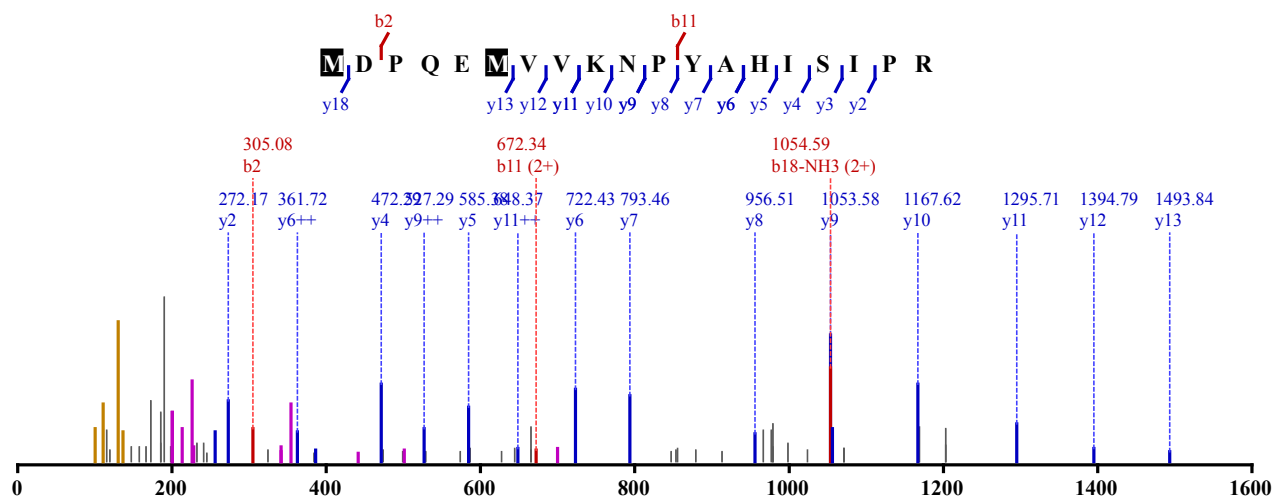


Not Modified

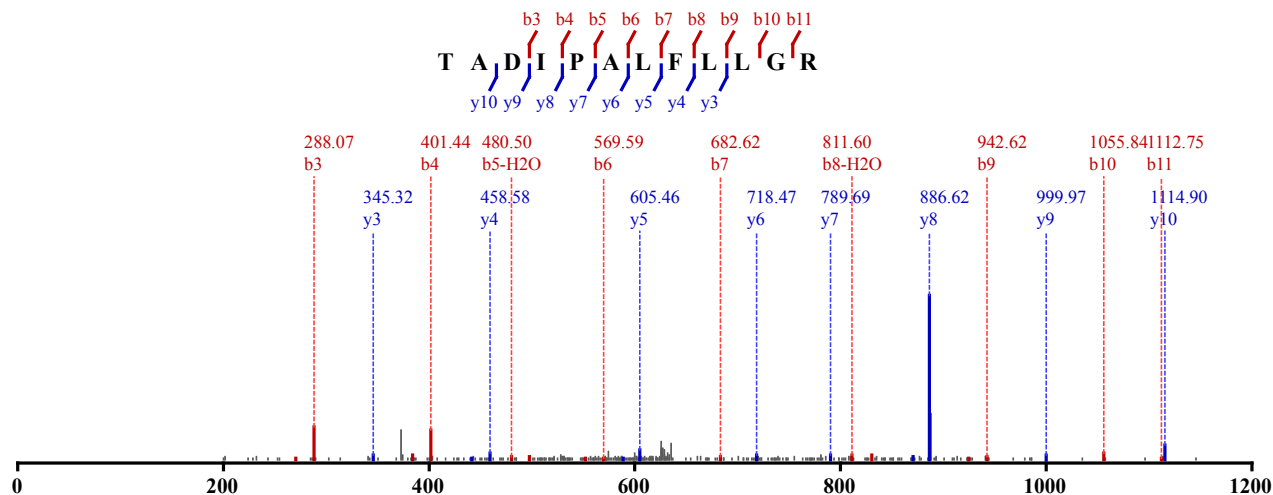
Identified in MSS479 with qvalue 0.00
 Charge: 3, Exp. m/z: 489.909, Calc. m/z: 489.907
 Data File: HeLa_AspN_pH3_HCD_2, Scans: 26086 - 26086



2 x Oxidation (M) 1 x Acetylation (Protein N-term)
 Identified in MSS484 with qvalue 0.00
 Charge: 3, Exp. m/z: 767.044, Calc. m/z: 767.044
 Data File: HeLa_Try_pH5_HCD_3, Scans: 34681 - 34681



Not Modified
 Identified in MSS113 with qvalue 0.00
 Charge: 2, Exp. m/z: 643.877, Calc. m/z: 643.877
 Data File: HeLa_try_CID_2, Scans: 49051 - 49051

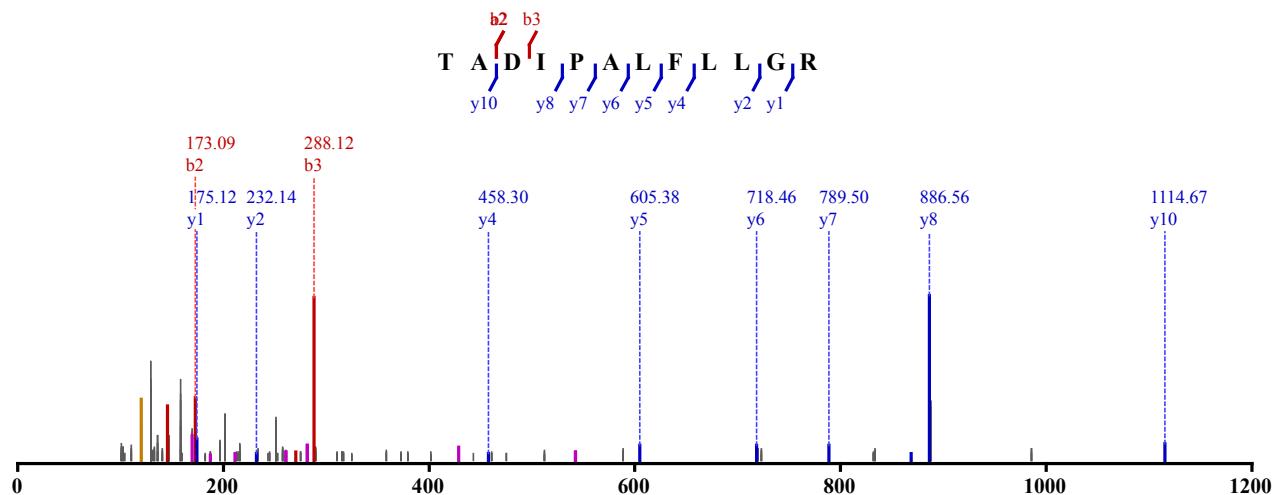


Not Modified

Identified in MSS130 with qvalue 0.00

Charge: 2, Exp. m/z: 643.877, Calc. m/z: 643.877

Data File: HeLa_LysC-try_HCD_1, Scans: 45562 - 45562

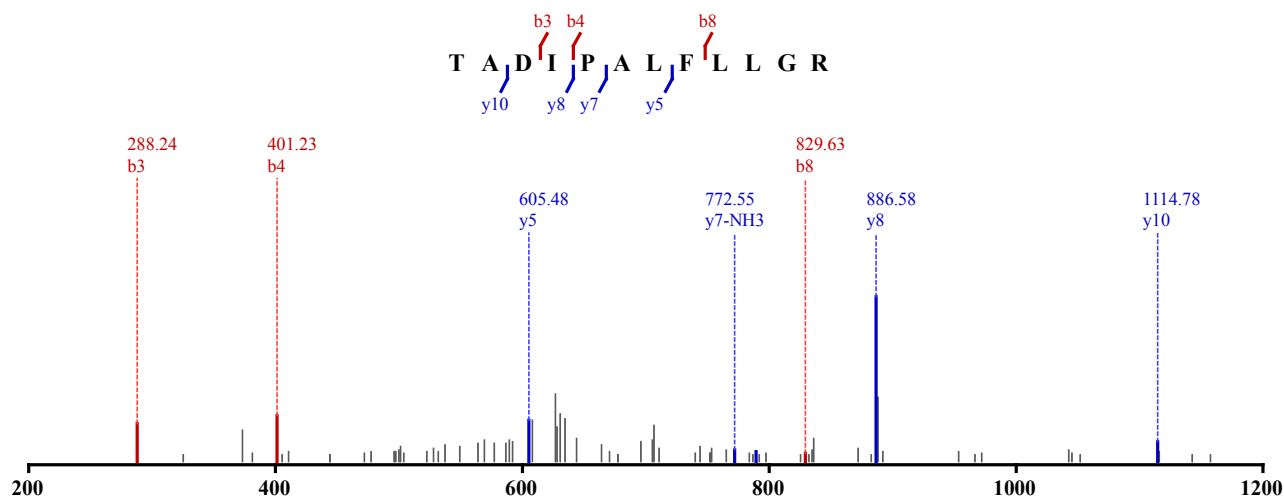


Not Modified

Identified in MSS480 with qvalue 0.01

Charge: 2, Exp. m/z: 643.877, Calc. m/z: 643.877

Data File: HeLa_try_pH4_CID_3xload, Scans: 42310 - 42310

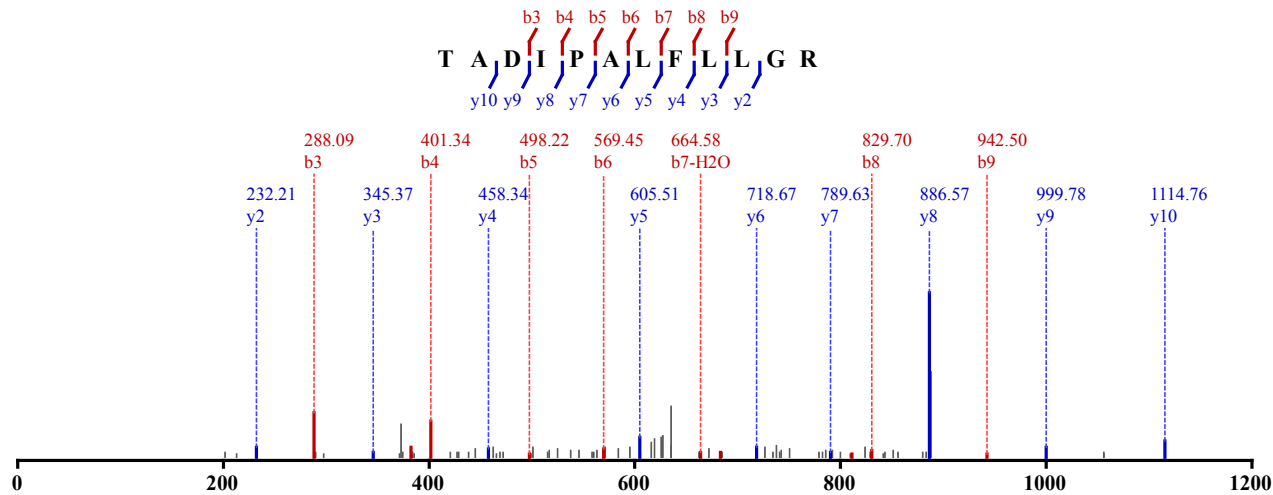


Not Modified

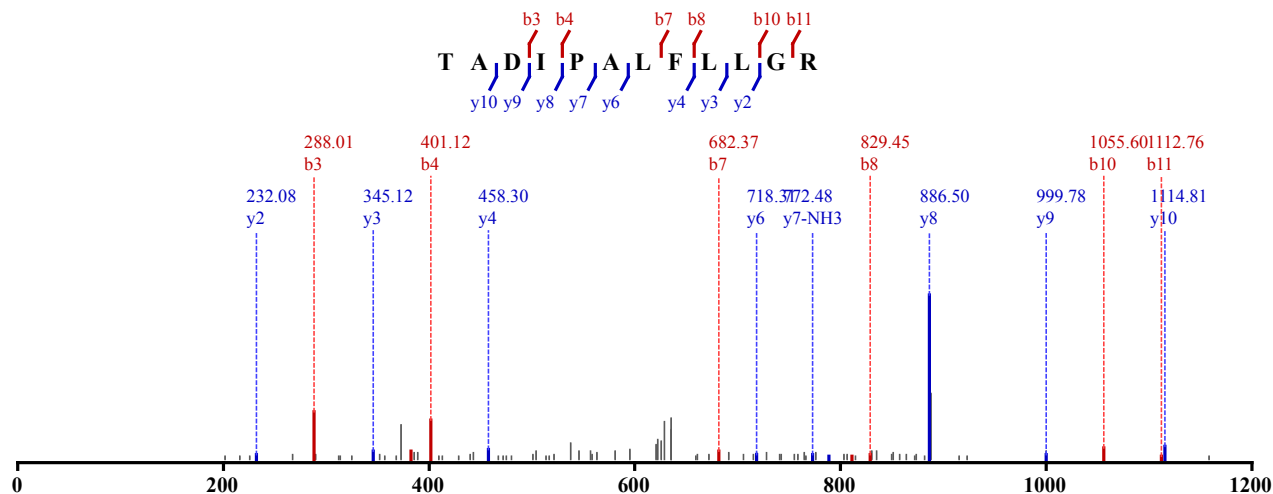
Identified in MSS480 with qvalue 0.00

Charge: 2, Exp. m/z: 643.878, Calc. m/z: 643.877

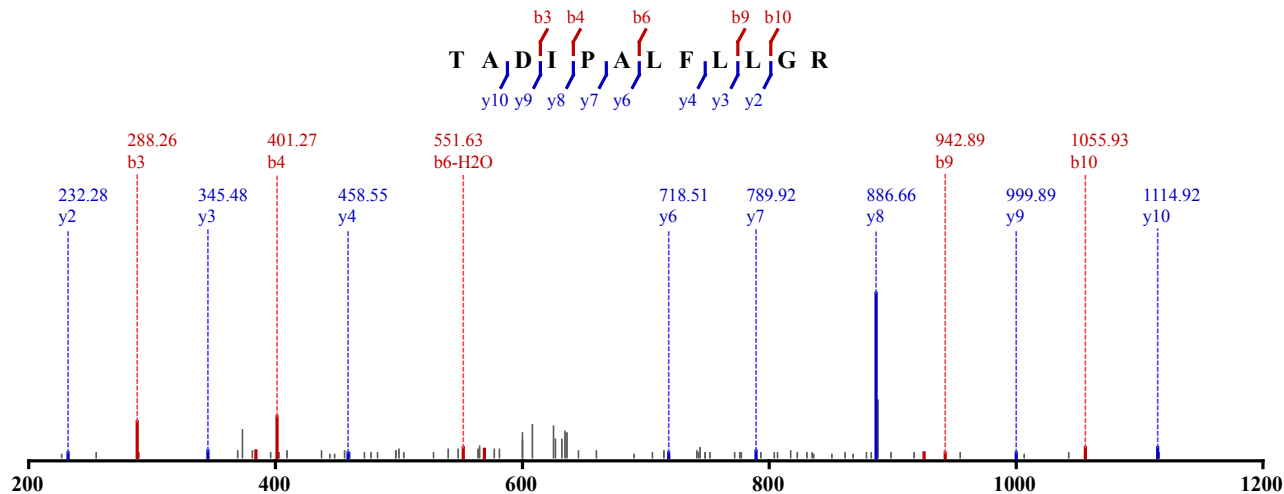
Data File: HeLa_try_pH5_CID_3xload, Scans: 45466 - 45466



Not Modified
 Identified in MSS480 with qvalue 0.00
 Charge: 2, Exp. m/z: 643.877, Calc. m/z: 643.877
 Data File: HeLa_try_pH4_CID_3xload_2, Scans: 50536 - 50536

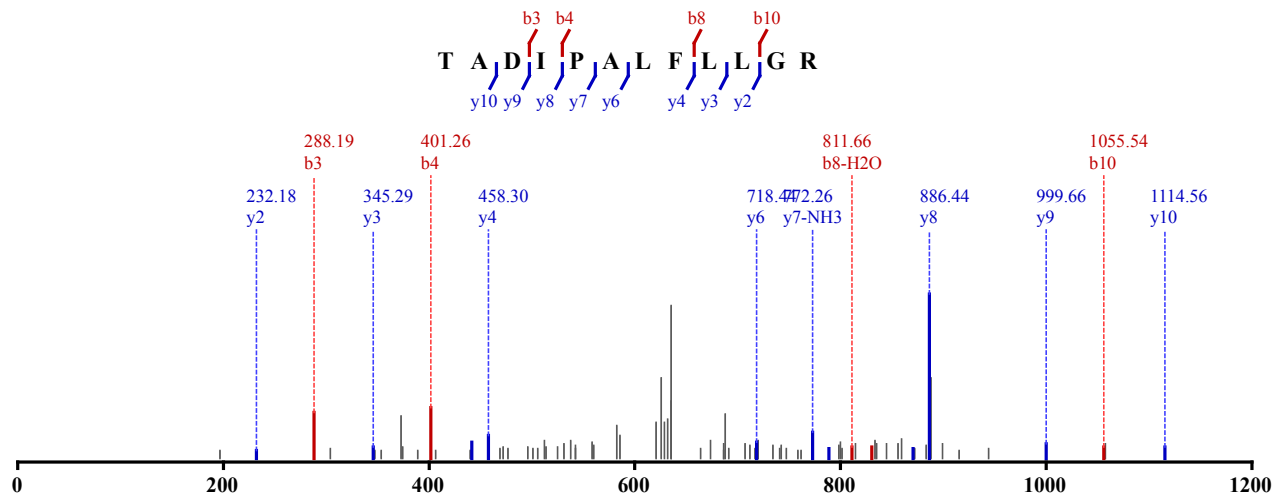


Not Modified
 Identified in MSS480 with qvalue 0.00
 Charge: 2, Exp. m/z: 643.876, Calc. m/z: 643.877
 Data File: HeLa_try_pH4_CID_3xload, Scans: 42251 - 42251



Not Modified
 Identified in MSS480 with qvalue 0.00
 Charge: 2, Exp. m/z: 643.879, Calc. m/z: 643.877

Data File: HeLa_try_pH5_CID_3xload_2, Scans: 48775 - 48775

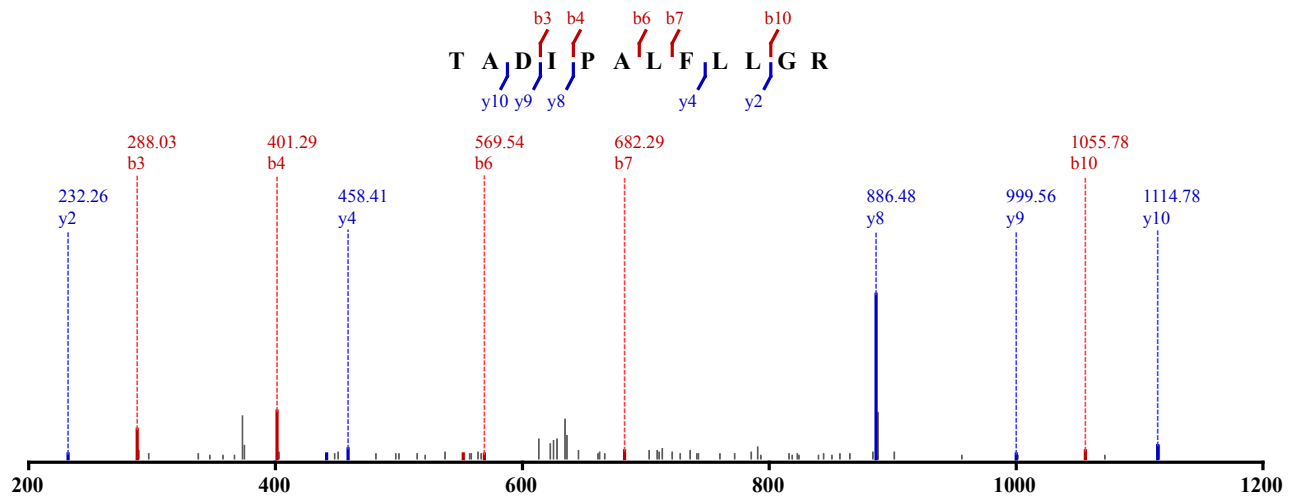


Not Modified

Identified in MSS480 with qvalue 0.00

Charge: 2, Exp. m/z: 643.877, Calc. m/z: 643.877

Data File: HeLa_try_pH5_CID_3xload_2, Scans: 48828 - 48828

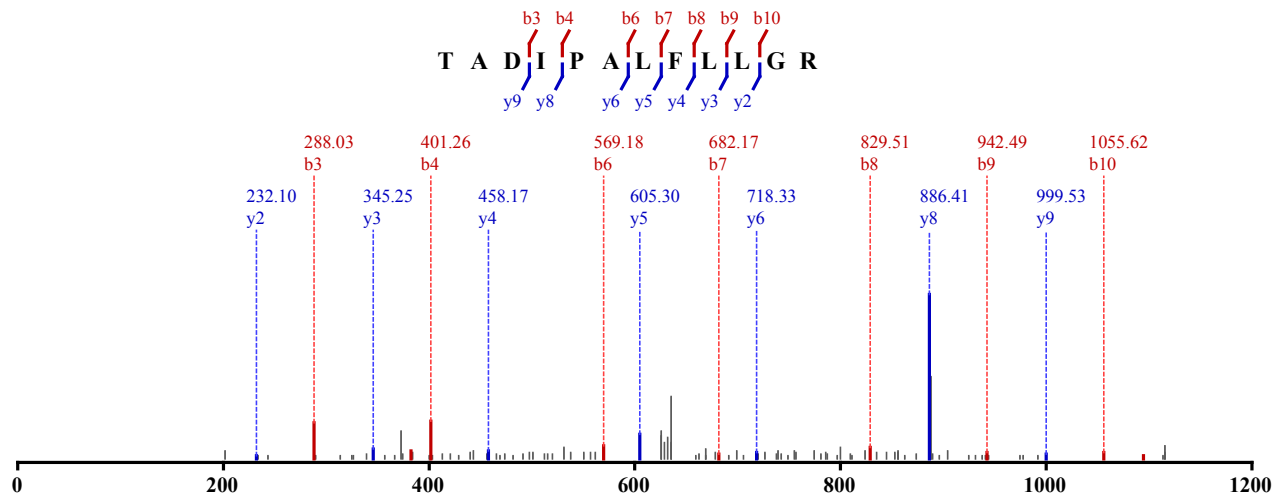


Not Modified

Identified in MSS480 with qvalue 0.00

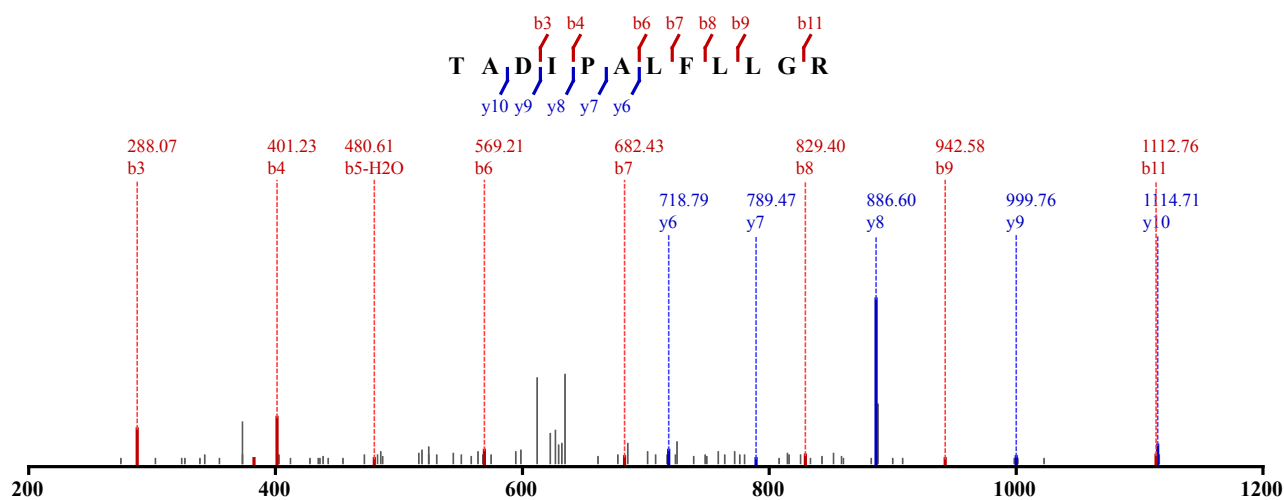
Charge: 2, Exp. m/z: 643.878, Calc. m/z: 643.877

Data File: HeLa_try_pH5_CID_3xload_3, Scans: 48107 - 48107



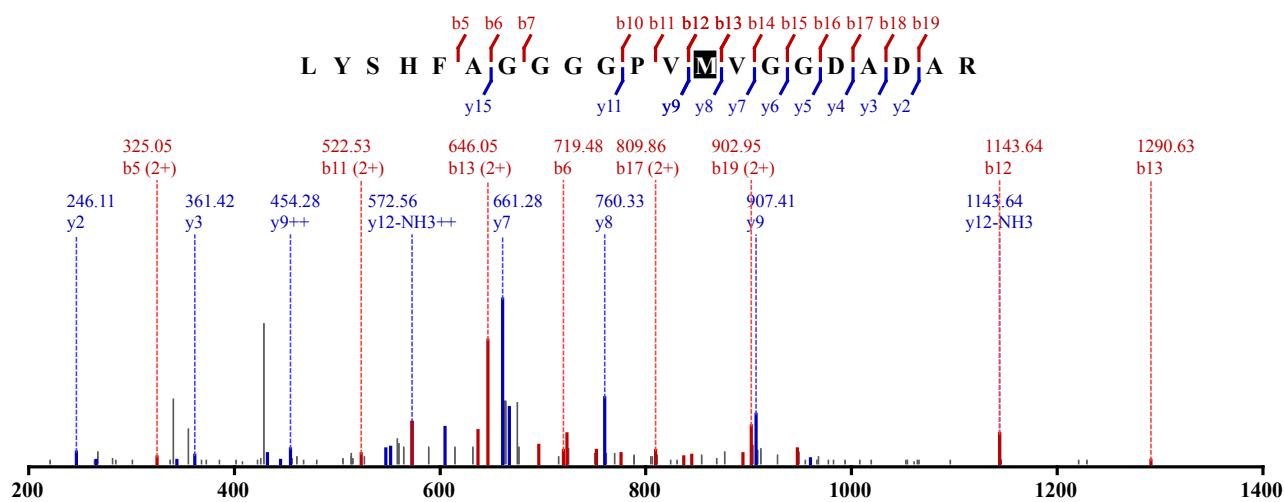
Not Modified

Identified in MSS480 with qvalue 0.00
 Charge: 2, Exp. m/z: 643.876, Calc. m/z: 643.877
 Data File: HeLa_try_pH5_CID_3xload, Scans: 45412 - 45412



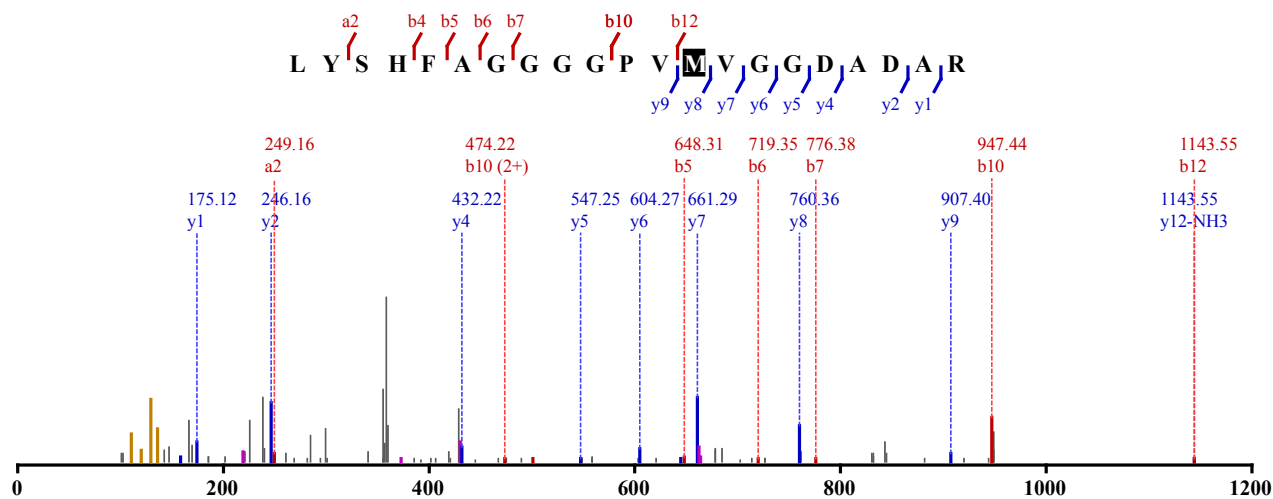
1 x Oxidation (M)

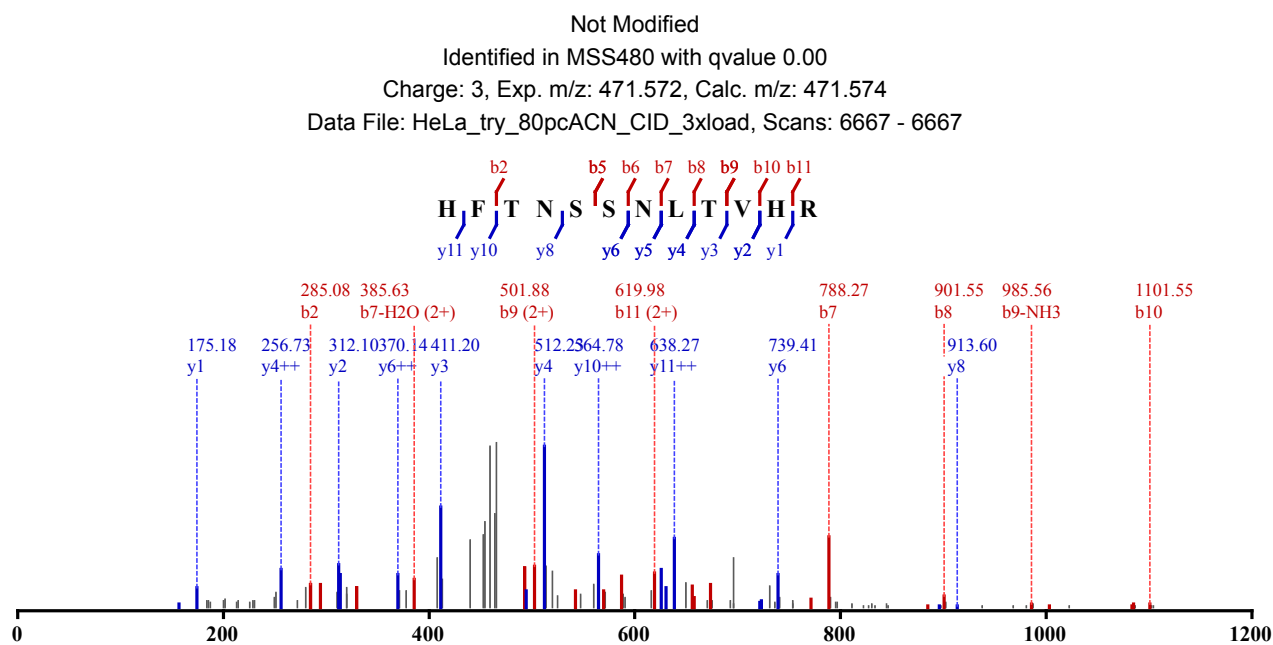
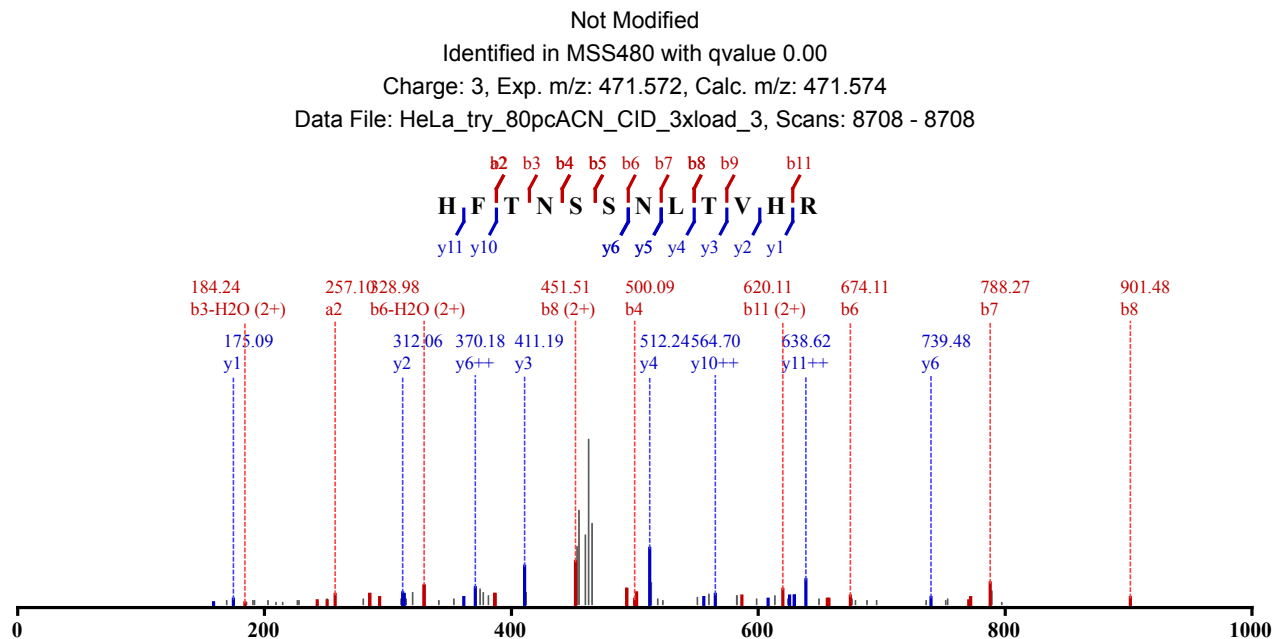
Identified in MSS480 with qvalue 0.00
 Charge: 3, Exp. m/z: 683.987, Calc. m/z: 683.984
 Data File: HeLa_try_80pcACN_CID_3xload_2, Scans: 18662 - 18662



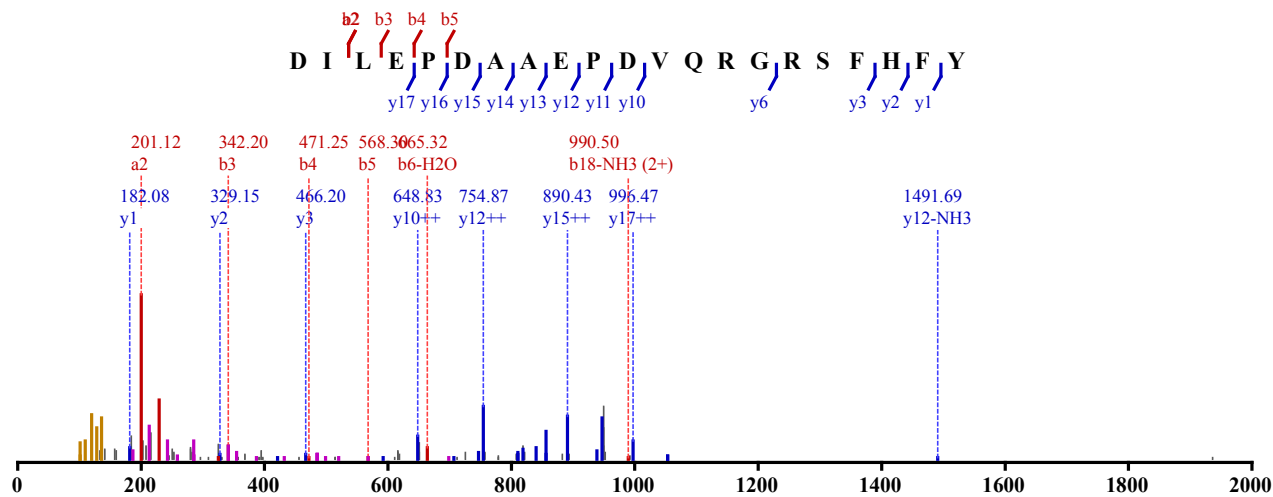
1 x Oxidation (M)

Identified in MSS484 with qvalue 0.00
 Charge: 3, Exp. m/z: 683.987, Calc. m/z: 683.987
 Data File: HeLa_Try_80pcACN_HCD_1, Scans: 27281 - 27281

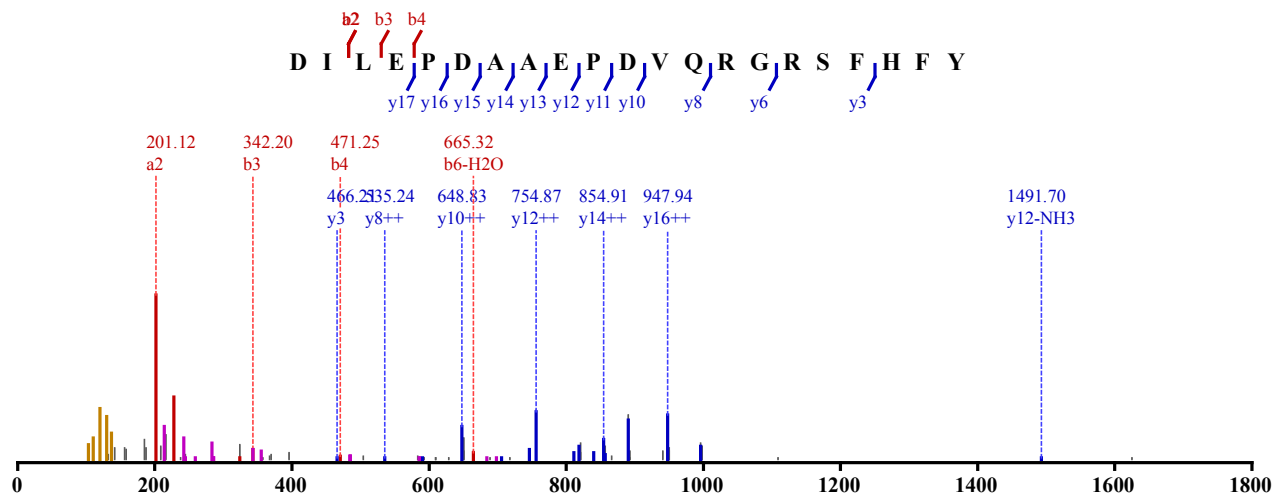




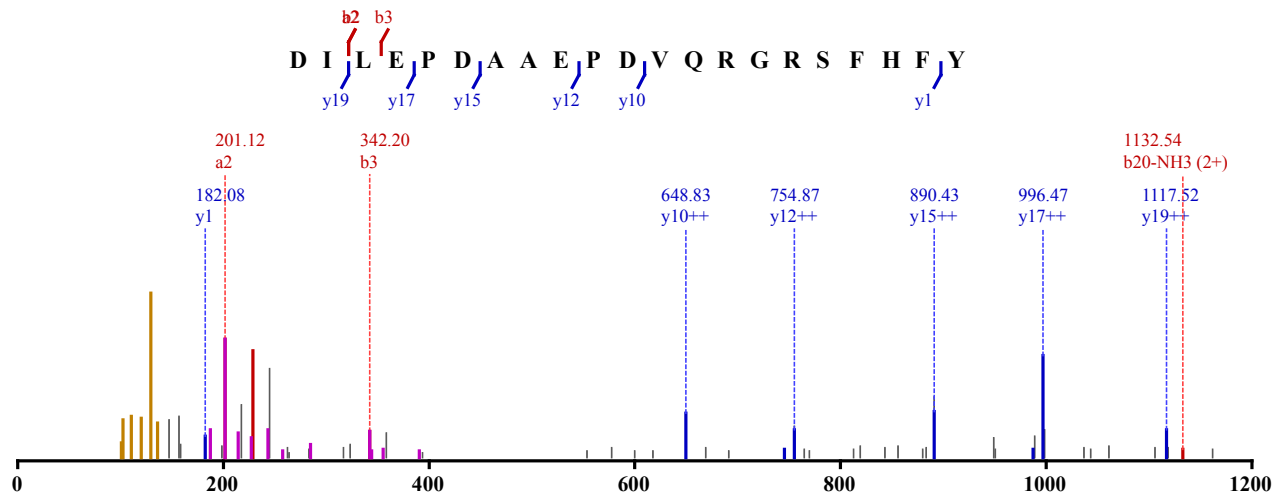
Not Modified
 Identified in MSS479 with qvalue 0.00
 Charge: 4, Exp. m/z: 616.299, Calc. m/z: 616.300
 Data File: HeLa_AspN_pH3_HCD_1, Scans: 34453 - 34453



Not Modified
 Identified in MSS479 with qvalue 0.00
 Charge: 4, Exp. m/z: 616.300, Calc. m/z: 616.300
 Data File: HeLa_AspN_pH3_HCD_3, Scans: 34160 - 34160

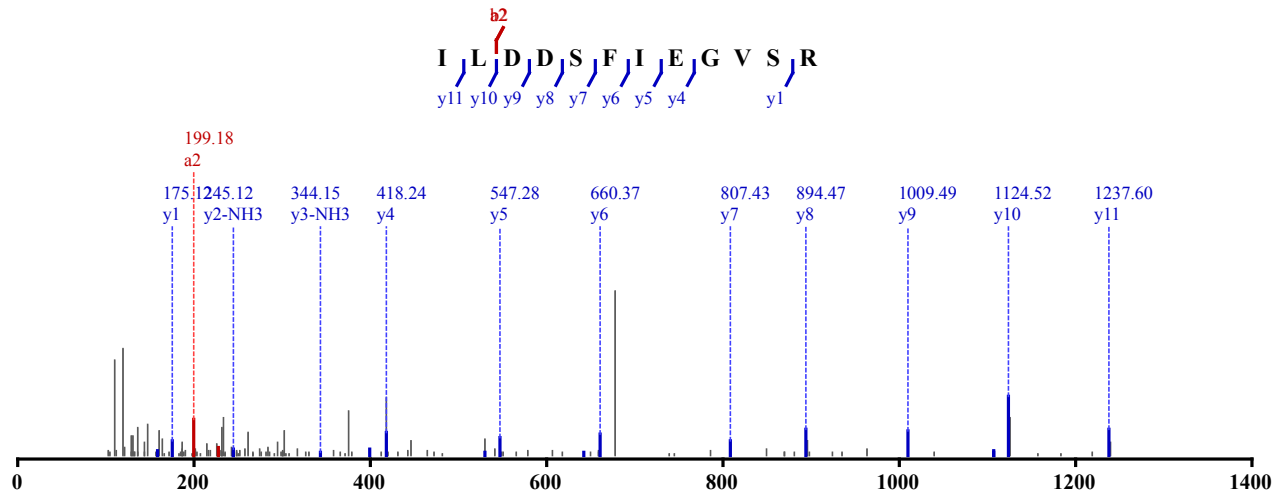


Not Modified
 Identified in MSS479 with qvalue 0.00
 Charge: 3, Exp. m/z: 821.395, Calc. m/z: 821.397
 Data File: HeLa_AspN_pH3_HCD_3, Scans: 34170 - 34170



Not Modified
 Identified in MSS30 with qvalue 0.00
 Charge: 2, Exp. m/z: 675.845, Calc. m/z: 675.847

Data File: 20100611_Velos1-TaGe_SA_Hela_5, Scans: 15662 - 15662

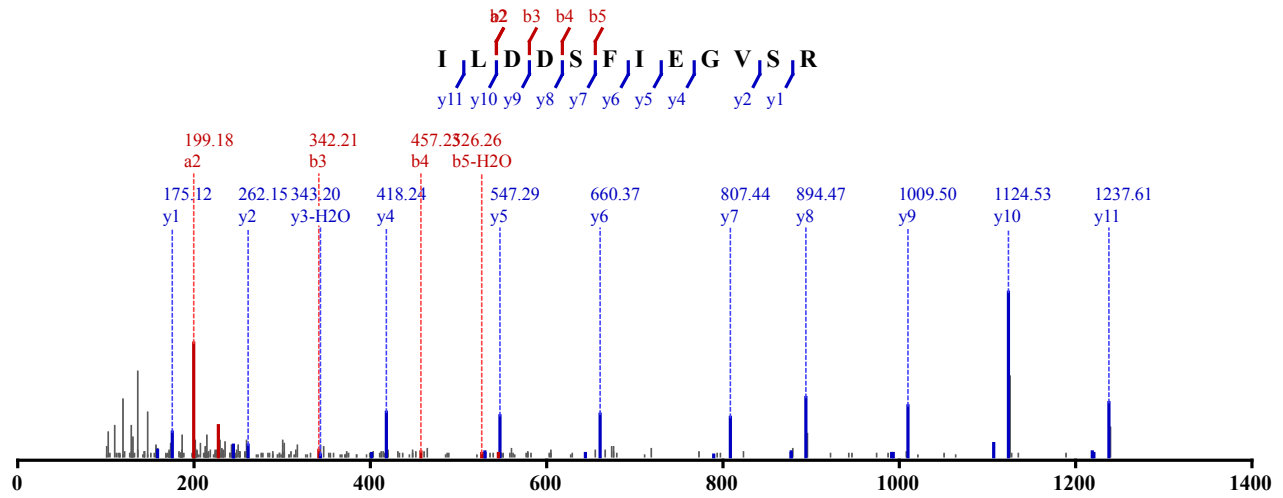


Not Modified

Identified in MSS30 with qvalue 0.00

Charge: 2, Exp. m/z: 675.851, Calc. m/z: 675.847

Data File: 20101224_Velos1-TaGe_SA_HeLa_04, Scans: 19769 - 19769

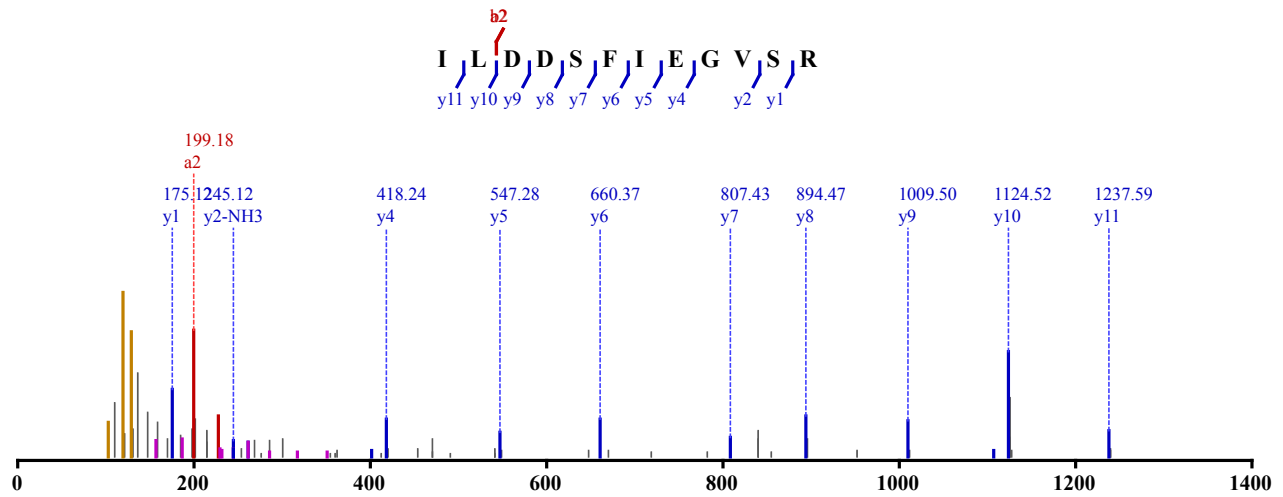


Not Modified

Identified in MSS484 with qvalue 0.00

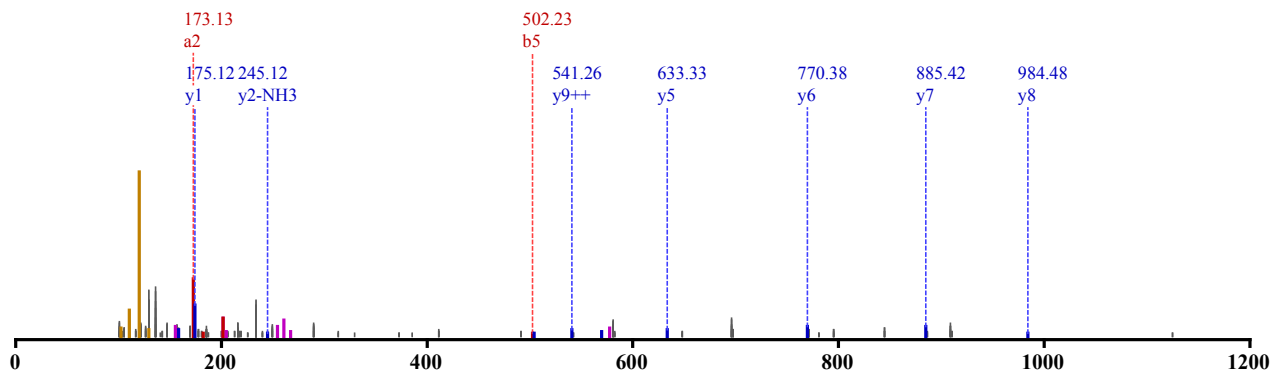
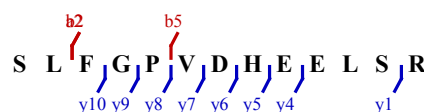
Charge: 2, Exp. m/z: 675.849, Calc. m/z: 675.847

Data File: HeLa_Try_pH3_HCD_1, Scans: 42808 - 42808



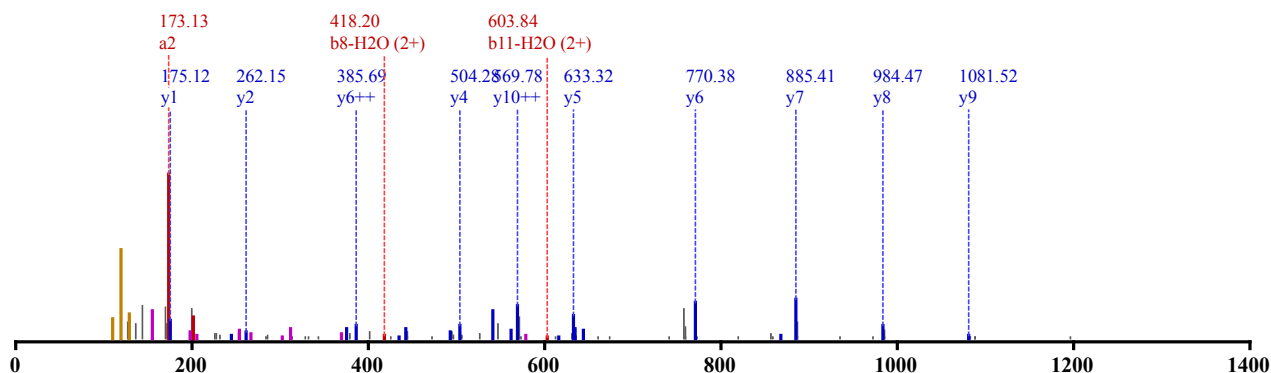

Not Modified

Identified in MSS301 with qvalue 0.01
 Charge: 3, Exp. m/z: 495.917, Calc. m/z: 495.917
 Data File: HeLa_ArgC-Try_HCD_1, Scans: 25155 - 25155



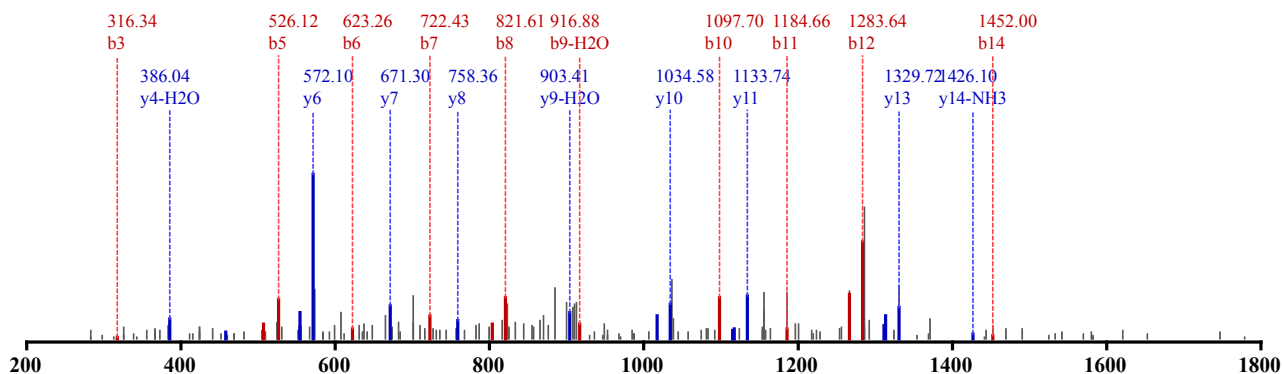
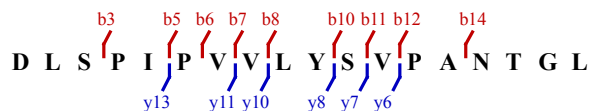
Not Modified

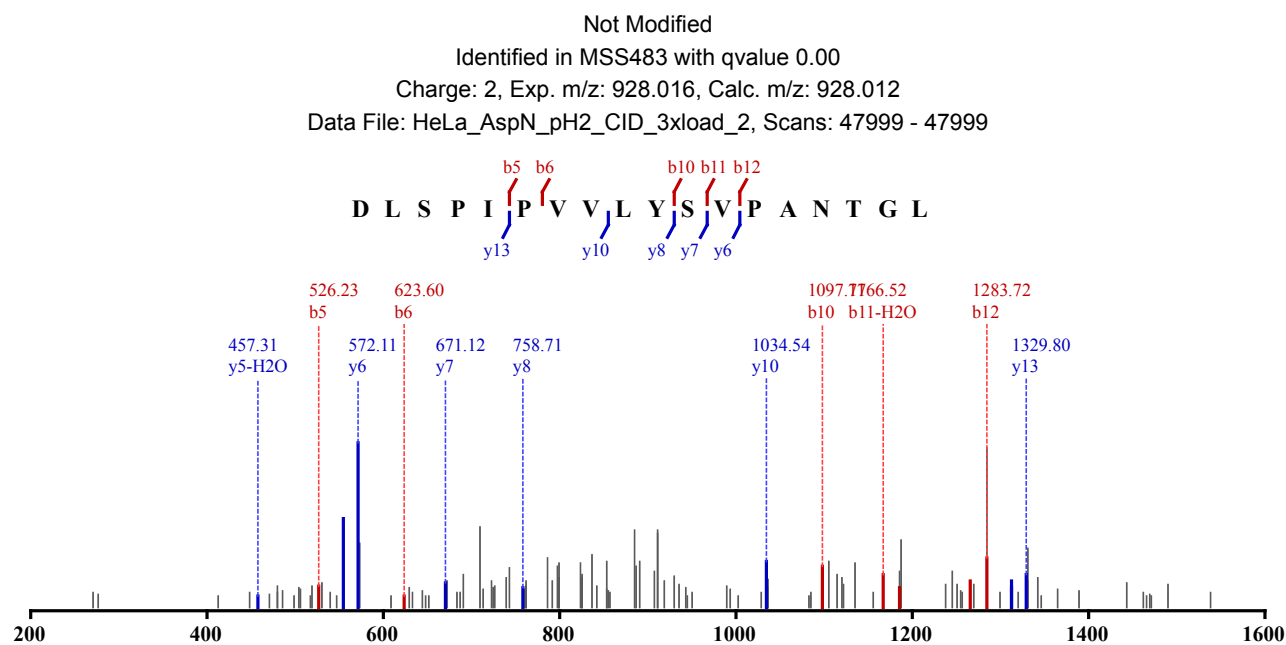
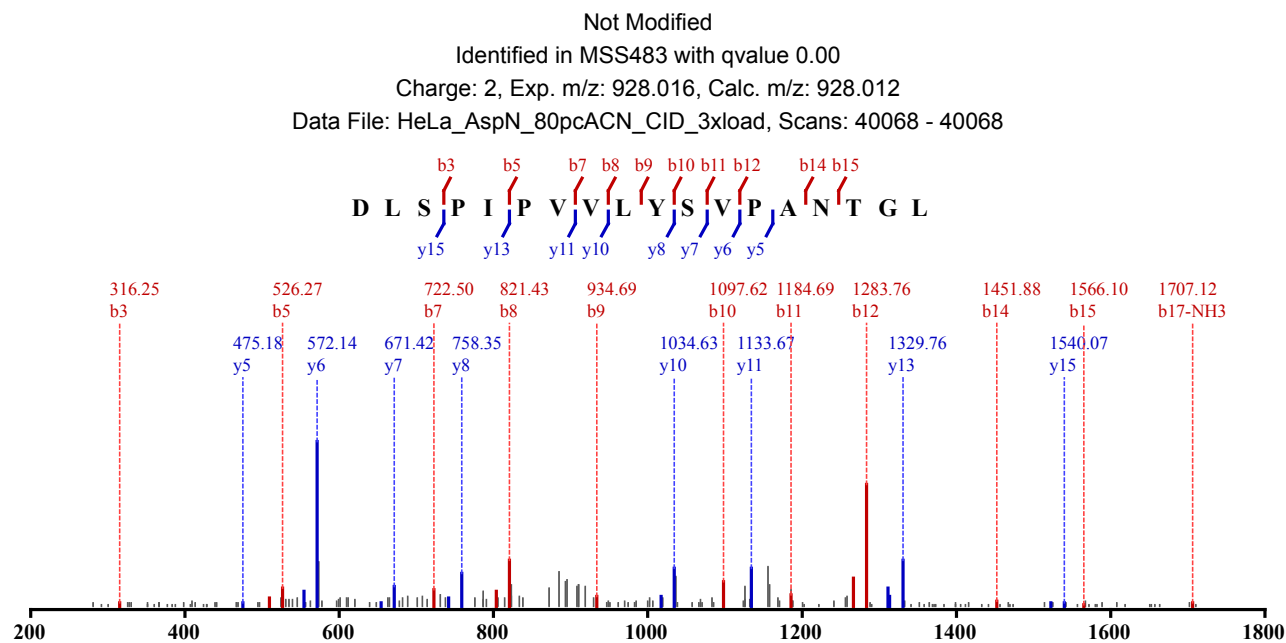
Identified in MSS484 with qvalue 0.00
 Charge: 3, Exp. m/z: 495.916, Calc. m/z: 495.917
 Data File: HeLa_Try_pH5_HCD_3, Scans: 26829 - 26829



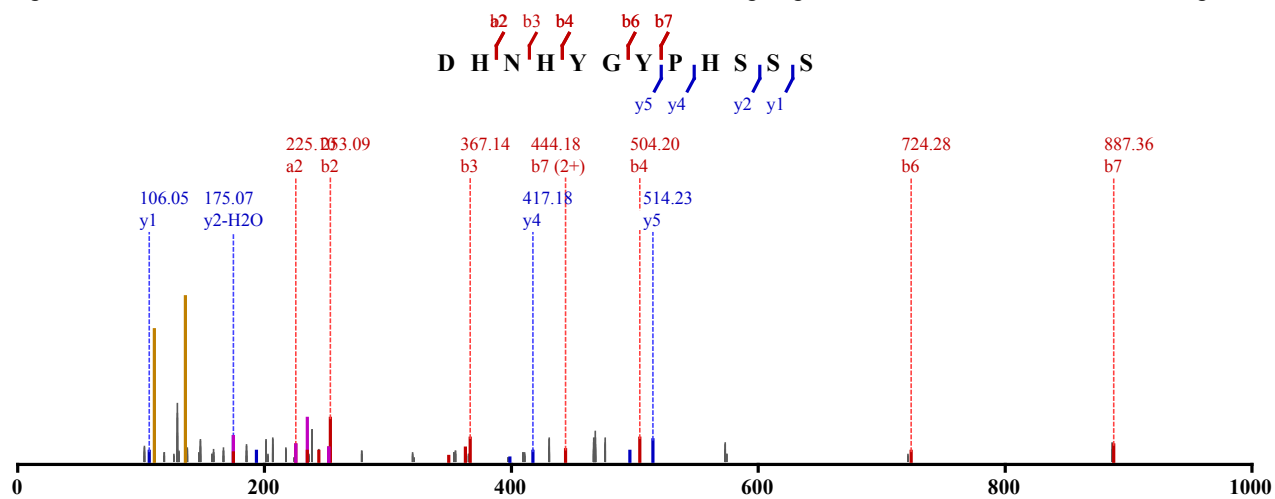
Not Modified

Identified in MSS483 with qvalue 0.00
 Charge: 2, Exp. m/z: 928.017, Calc. m/z: 928.012
 Data File: HeLa_AspN_80pcACN_CID_3xload_2, Scans: 40181 - 40181





Not Modified
 Identified in MSS128 with qvalue 0.00
 Charge: 3, Exp. m/z: 467.526, Calc. m/z: 467.524
 Data File: HeLa_AspN_HCD_2, Scans: 8111 - 8111

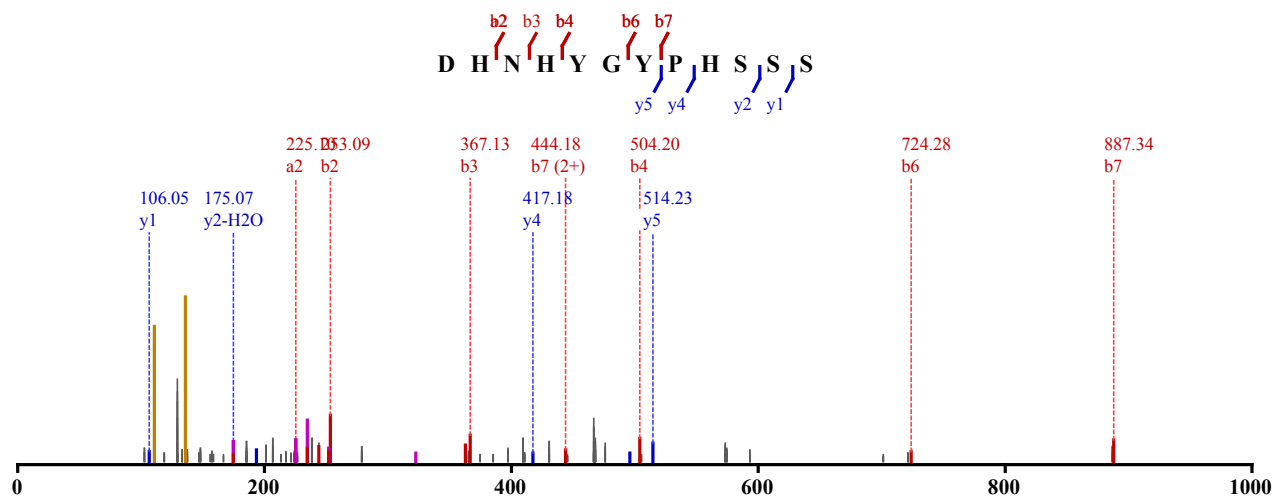


Not Modified

Identified in MSS128 with qvalue 0.00

Charge: 3, Exp. m/z: 467.525, Calc. m/z: 467.524

Data File: HeLa_AspN_HCD_1, Scans: 8043 - 8043

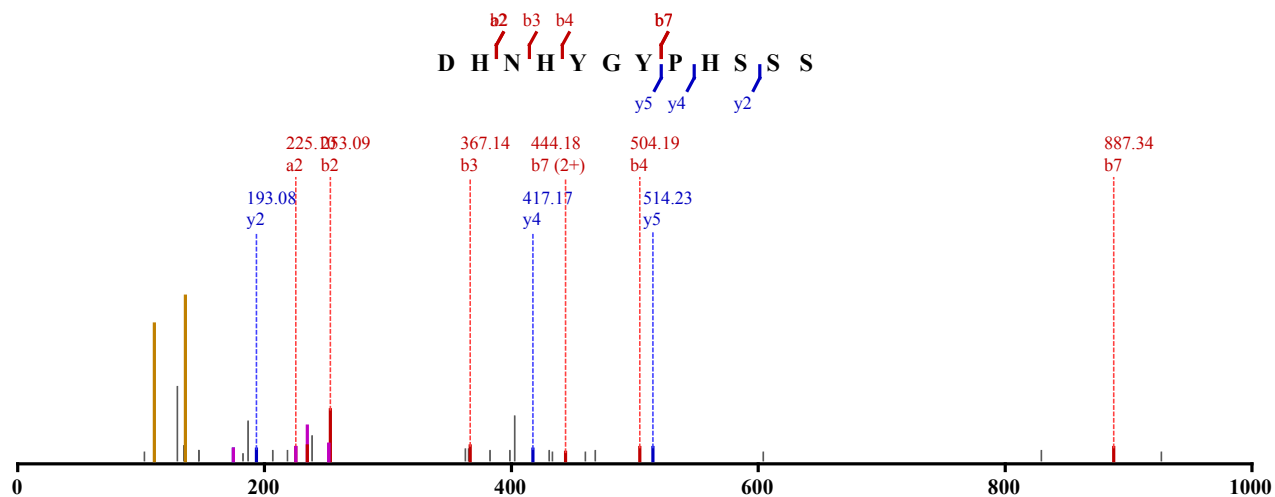


Not Modified

Identified in MSS479 with qvalue 0.00

Charge: 3, Exp. m/z: 467.525, Calc. m/z: 467.524

Data File: HeLa_AspN_pH5_HCD_1, Scans: 6646 - 6646

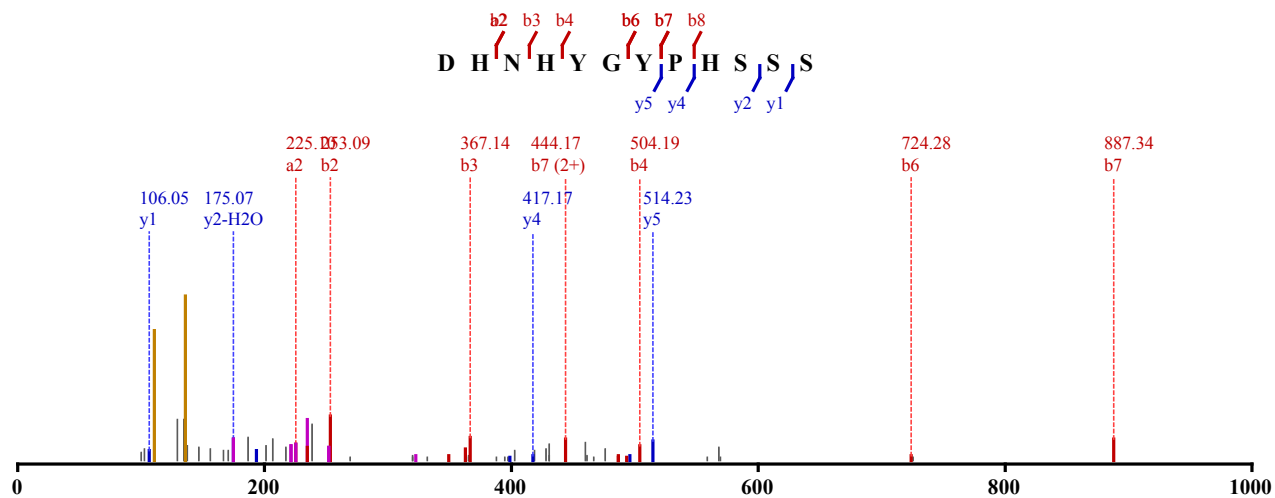


Not Modified

Identified in MSS479 with qvalue 0.00

Charge: 3, Exp. m/z: 467.526, Calc. m/z: 467.524

Data File: HeLa_AspN_pH6_HCD_1, Scans: 6724 - 6724

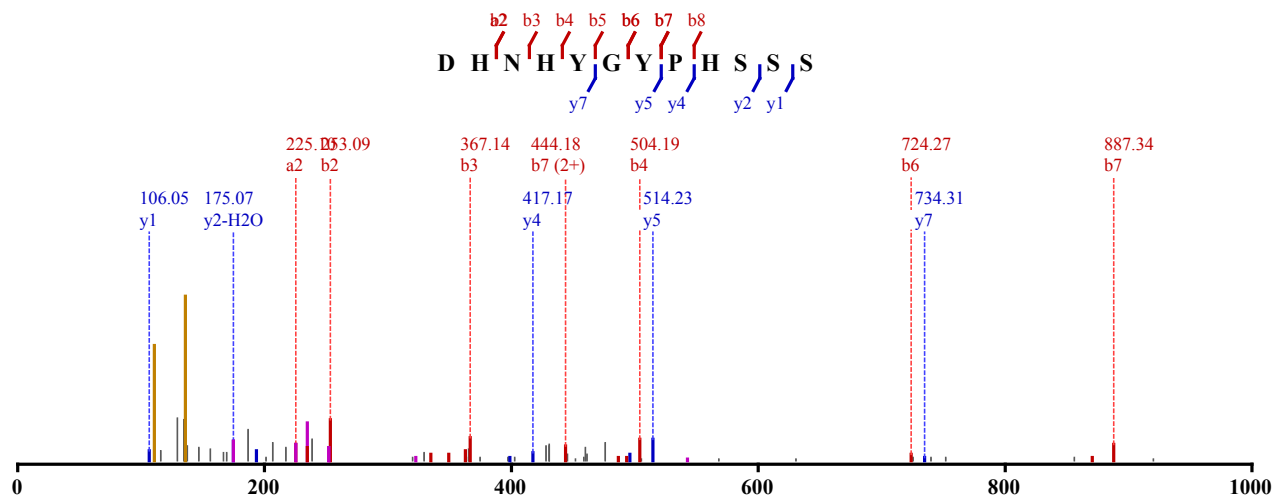


Not Modified

Identified in MSS479 with qvalue 0.00

Charge: 3, Exp. m/z: 467.526, Calc. m/z: 467.524

Data File: HeLa_AspN_pH6_HCD_3, Scans: 5708 - 5708

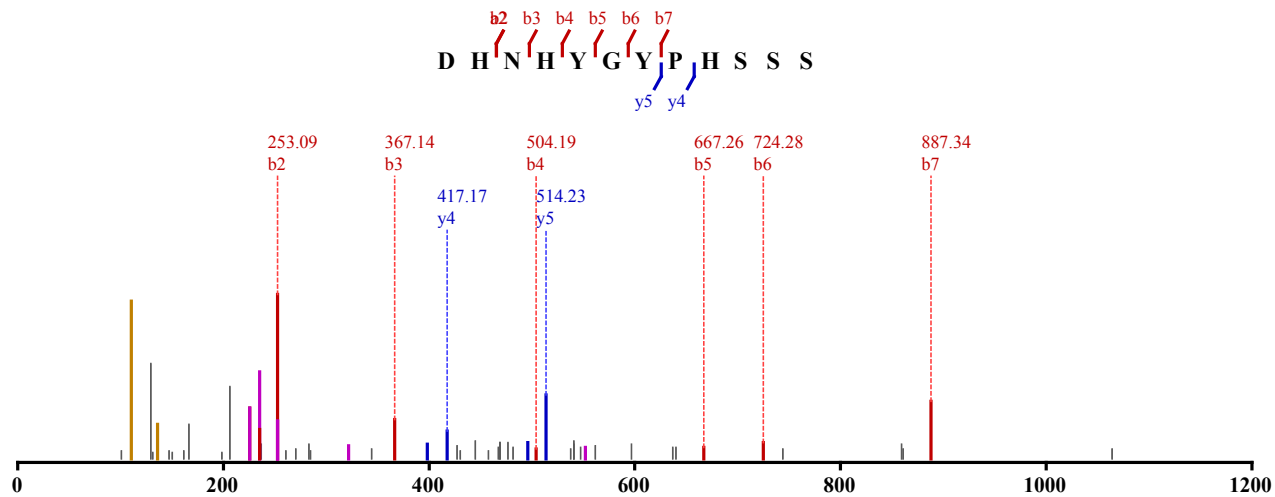


Not Modified

Identified in MSS479 with qvalue 0.00

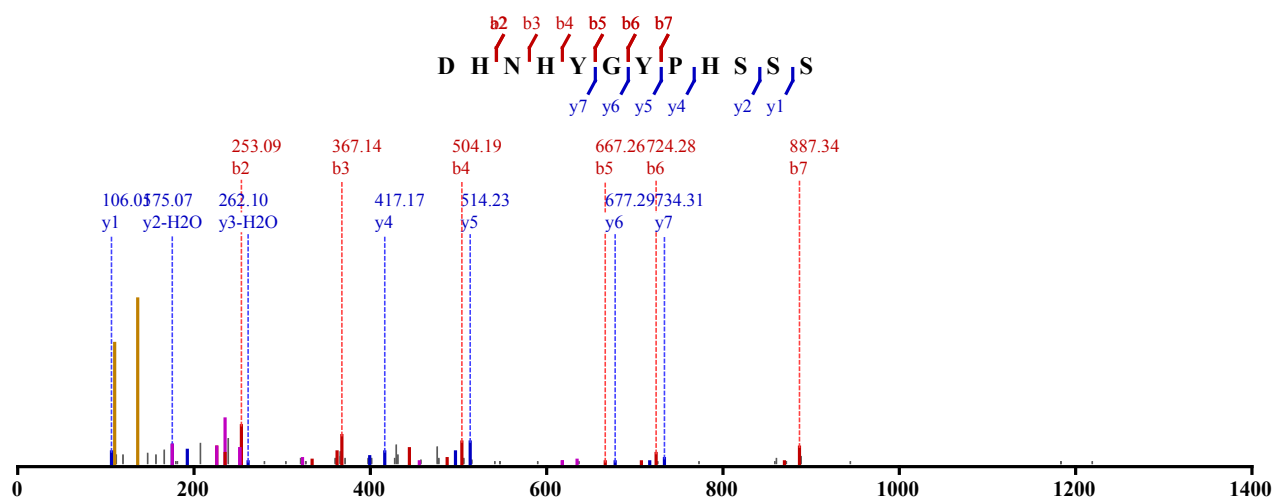
Charge: 2, Exp. m/z: 700.784, Calc. m/z: 700.782

Data File: HeLa_AspN_pH6_HCD_1, Scans: 6743 - 6743

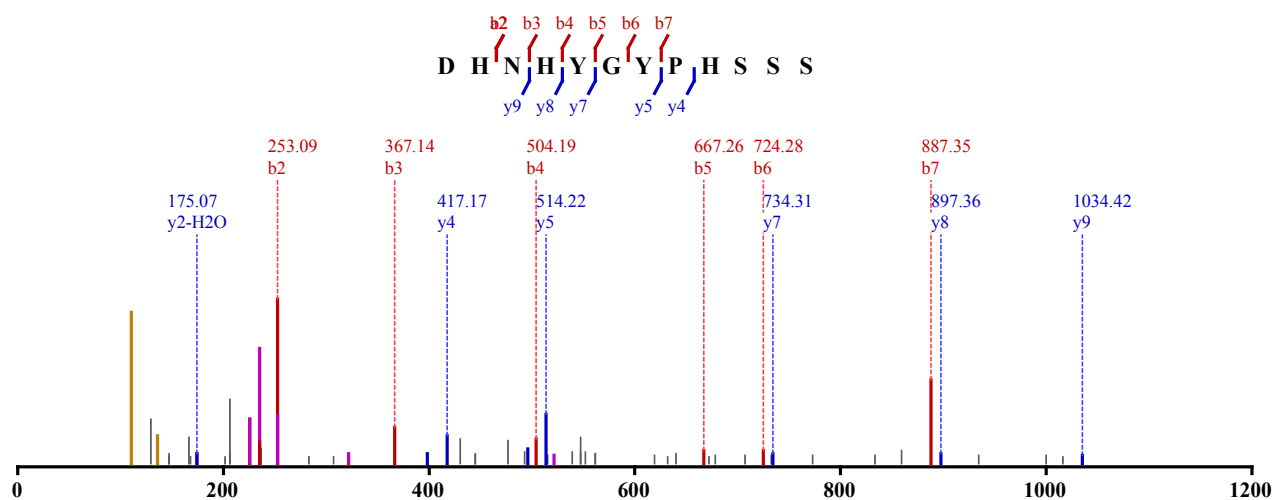


Not Modified

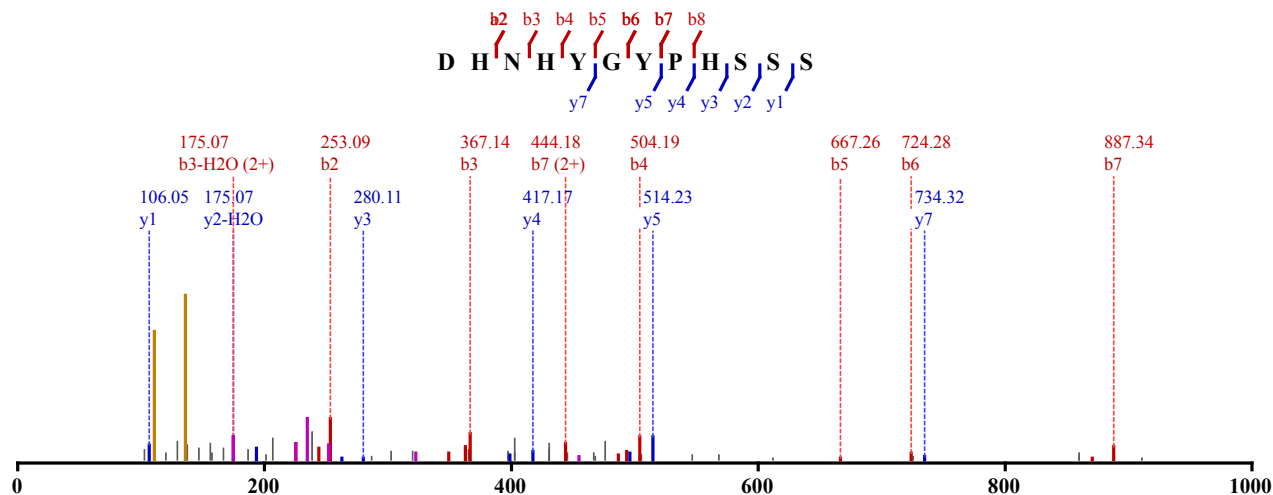
Identified in MSS479 with qvalue 0.00
Charge: 3, Exp. m/z: 467.526, Calc. m/z: 467.524
Data File: HeLa_AspN_pH6_HCD_1, Scans: 6802 - 6802

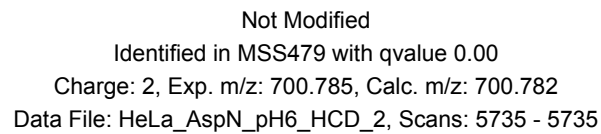
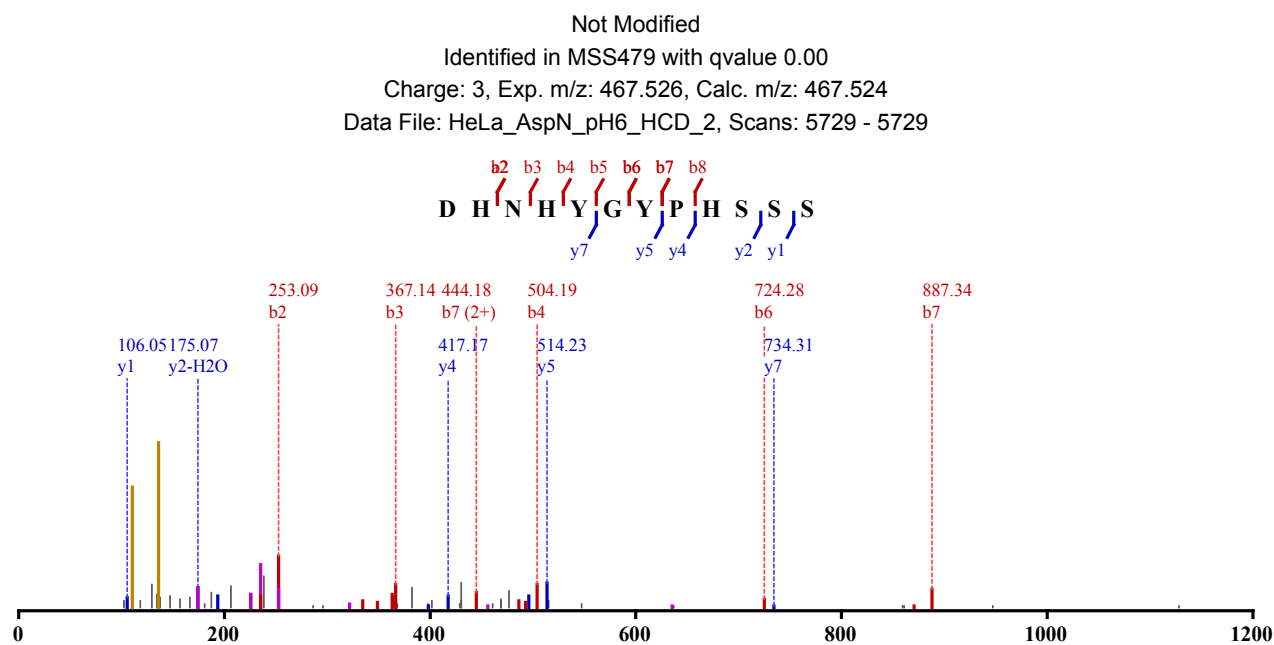
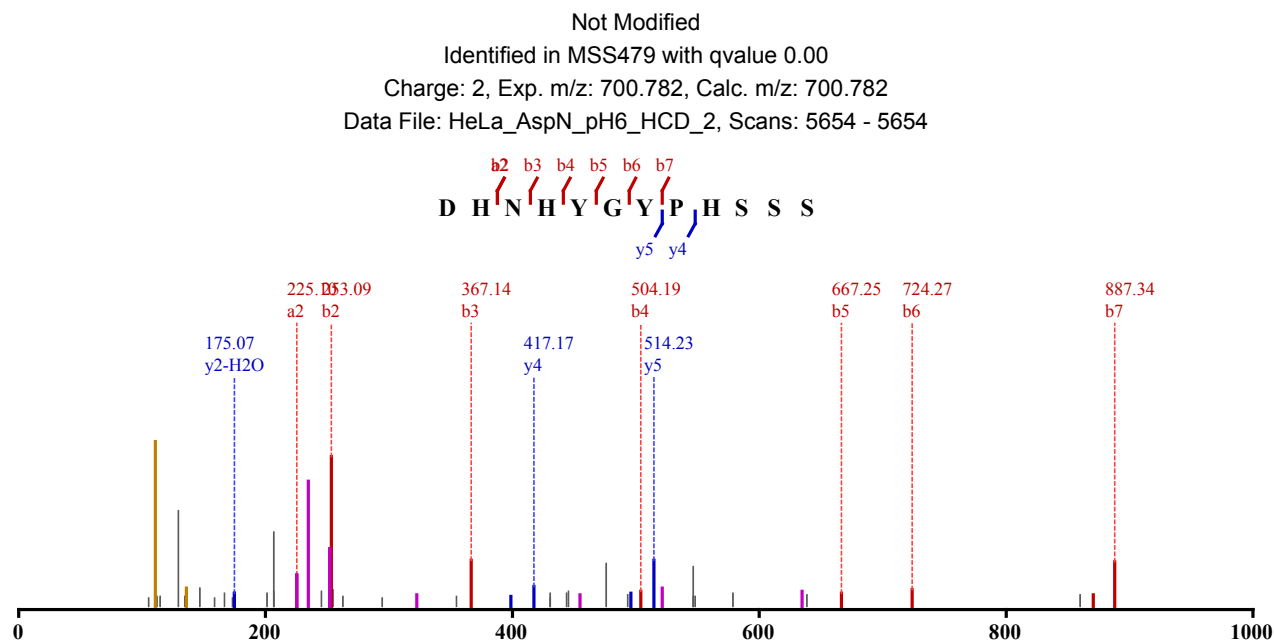


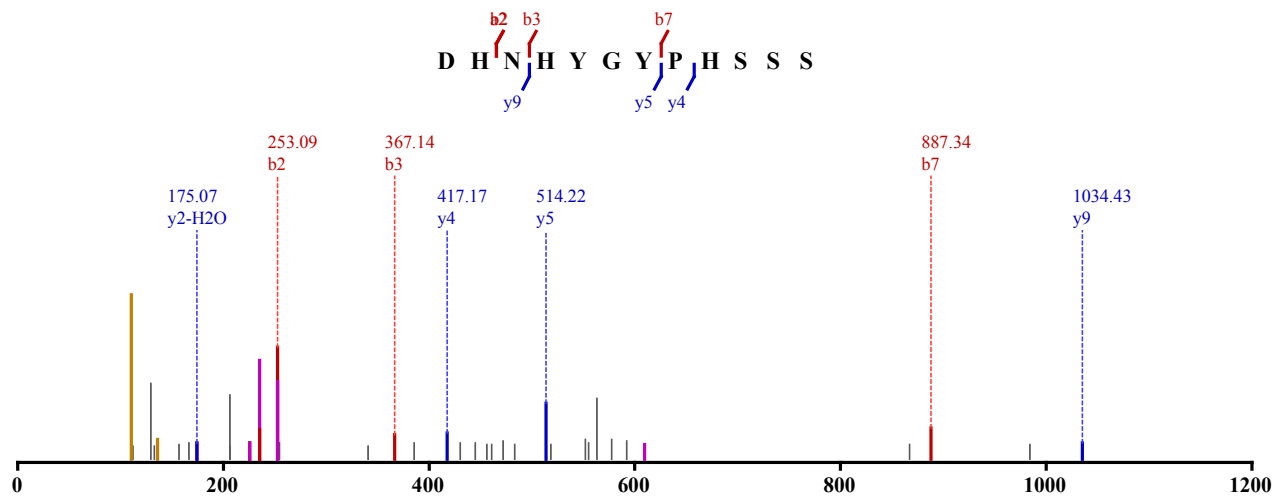
Not Modified
Identified in MSS479 with qvalue 0.00
Charge: 2, Exp. m/z: 700.784, Calc. m/z: 700.782
Data File: HeLa_AspN_pH6_HCD_1, Scans: 6824 - 6824



Not Modified
Identified in MSS479 with qvalue 0.00
Charge: 3, Exp. m/z: 467.525, Calc. m/z: 467.524
Data File: HeLa_AspN_pH6_HCD_2, Scans: 5648 - 5648





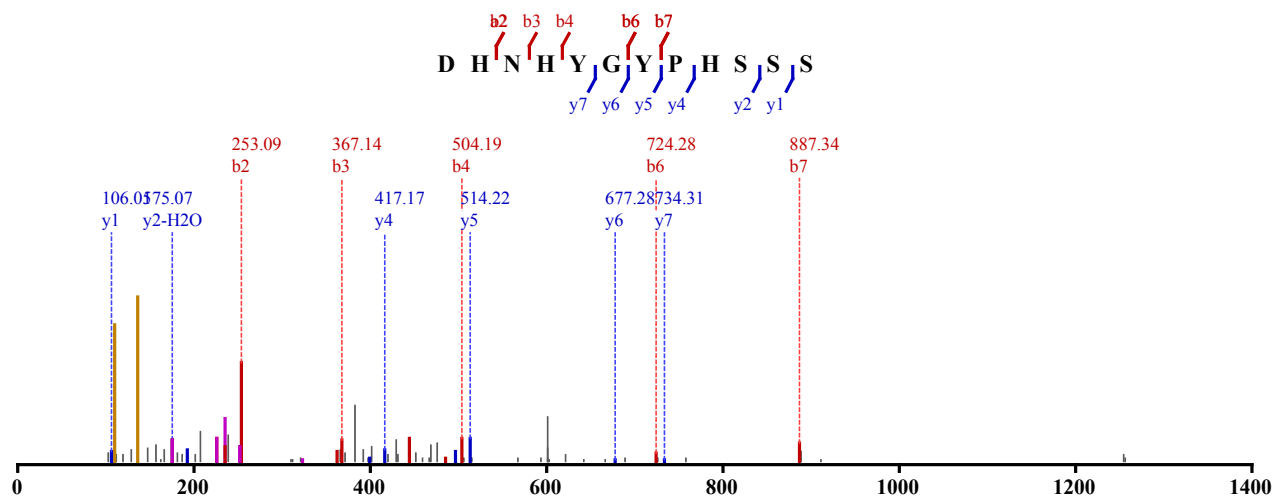


Not Modified

Identified in MSS479 with qvalue 0.00

Charge: 3, Exp. m/z: 467.525, Calc. m/z: 467.524

Data File: HeLa_AspN_pH6_HCD_3, Scans: 5629 - 5629

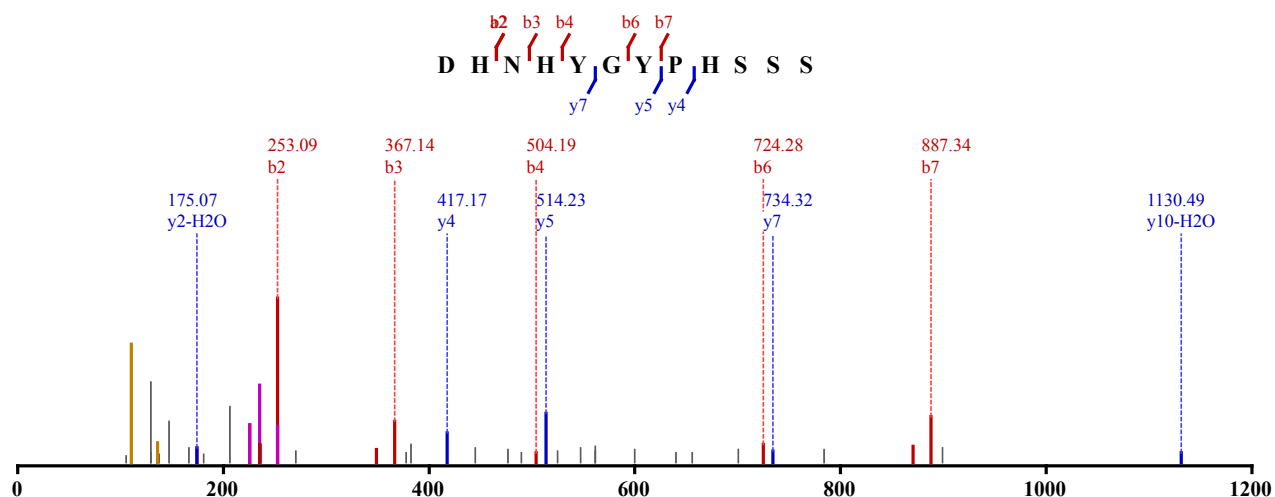


Not Modified

Identified in MSS479 with qvalue 0.00

Charge: 2, Exp. m/z: 700.784, Calc. m/z: 700.782

Data File: HeLa_AspN_pH6_HCD_3, Scans: 5630 - 5630

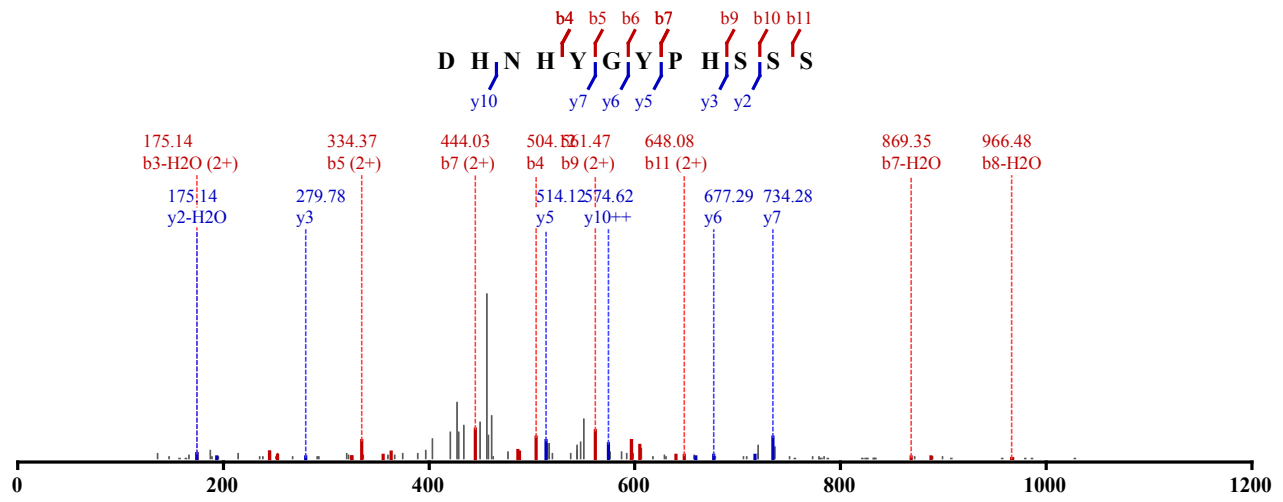


Not Modified

Identified in MSS483 with qvalue 0.01

Charge: 3, Exp. m/z: 467.525, Calc. m/z: 467.524

Data File: HeLa_AspN_pH8_CID_3xload, Scans: 4469 - 4469

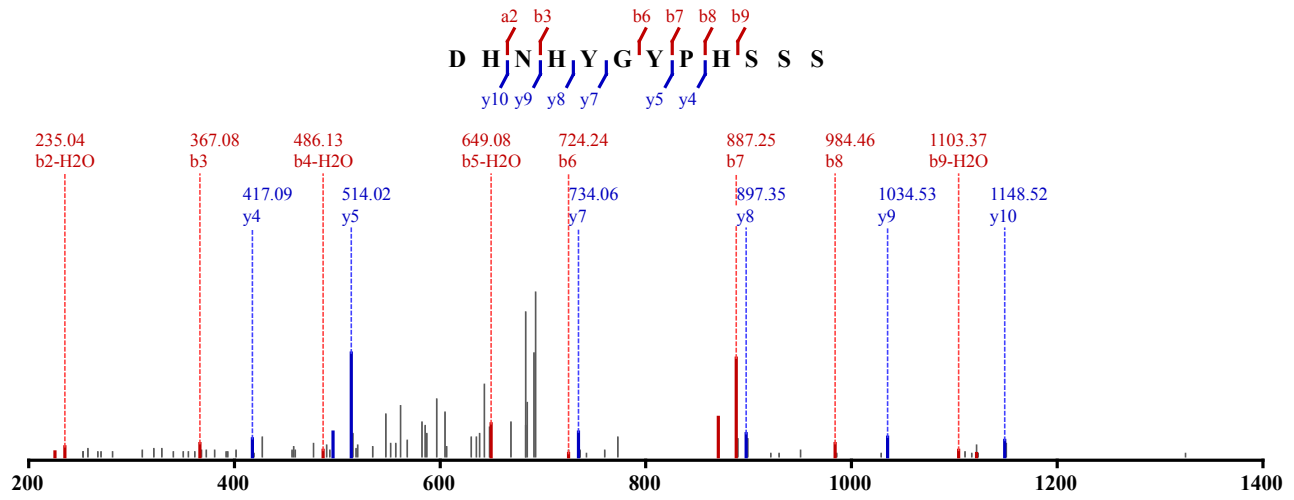


Not Modified

Identified in MSS483 with qvalue 0.00

Charge: 2, Exp. m/z: 700.785, Calc. m/z: 700.782

Data File: HeLa_AspN_pH8_CID_3xload_2, Scans: 5376 - 5376

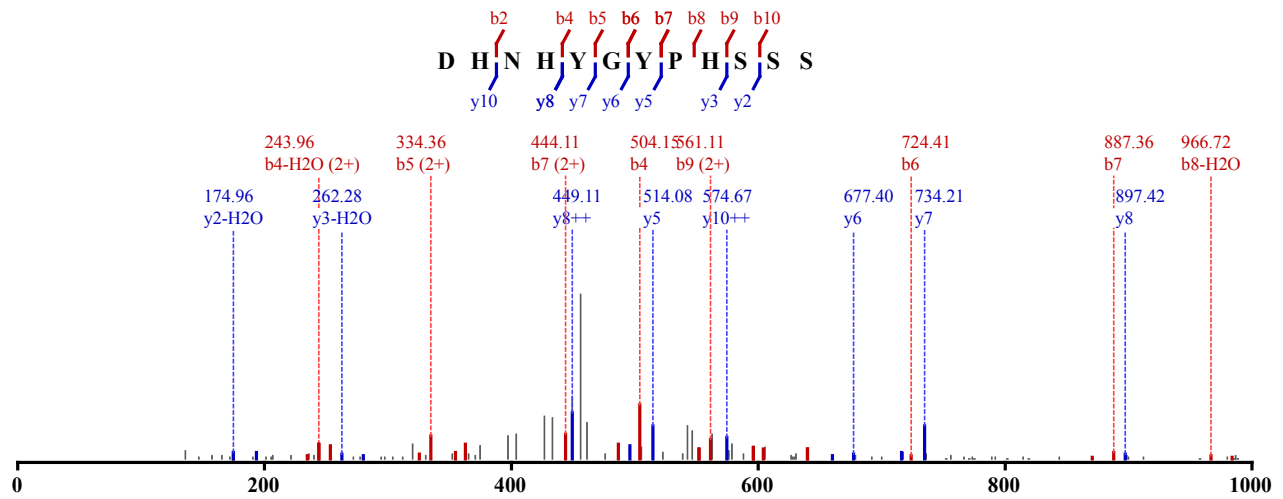


Not Modified

Identified in MSS483 with qvalue 0.00

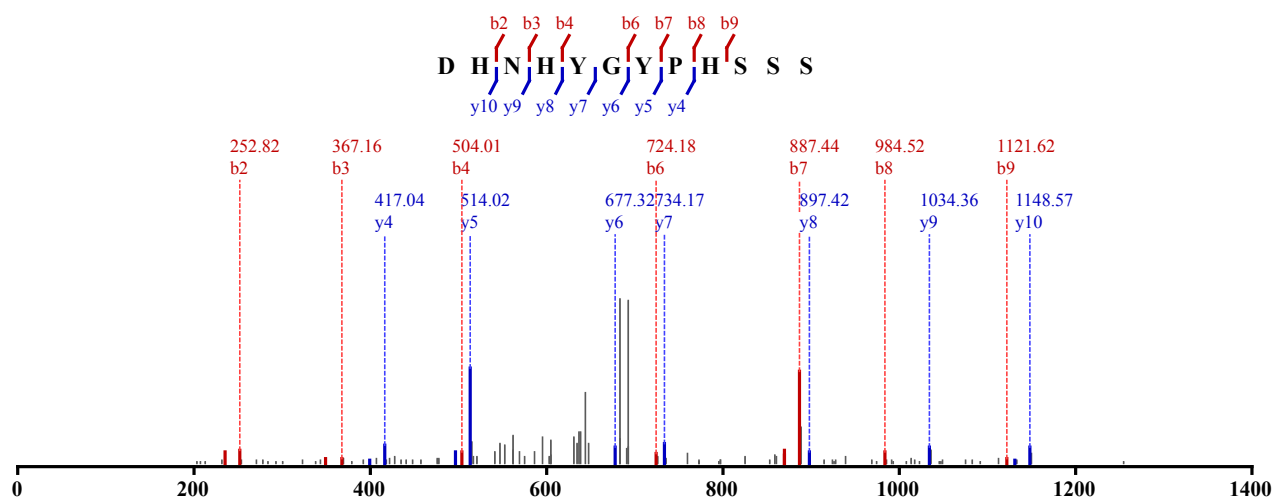
Charge: 3, Exp. m/z: 467.525, Calc. m/z: 467.524

Data File: HeLa_AspN_pH8_CID_3xload_2, Scans: 5418 - 5418

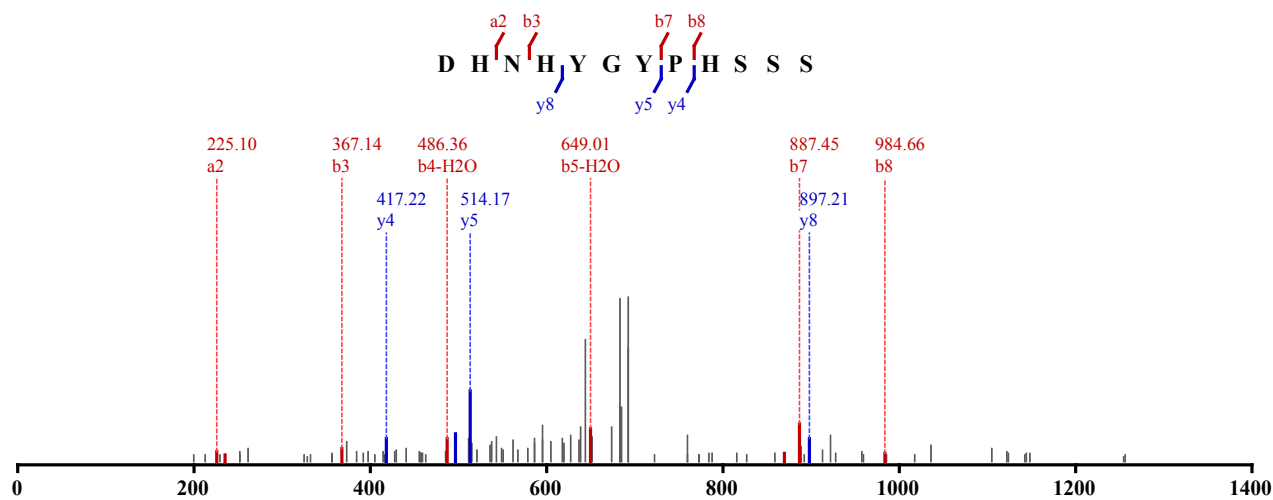


Not Modified

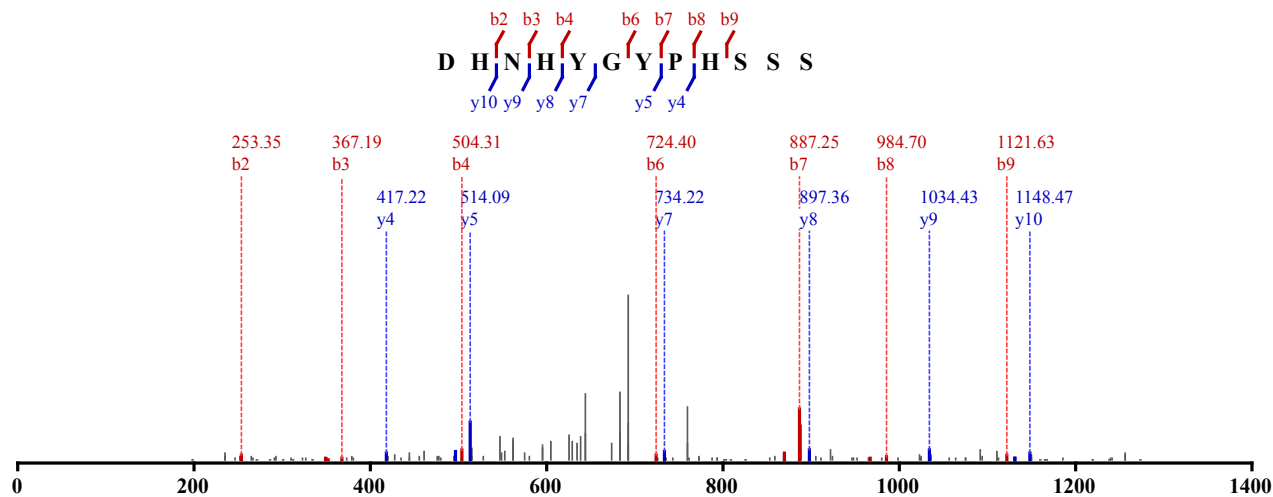
Identified in MSS483 with qvalue 0.00
 Charge: 2, Exp. m/z: 700.784, Calc. m/z: 700.782
 Data File: HeLa_AspN_pH8_CID_3xload_2, Scans: 5451 - 5451

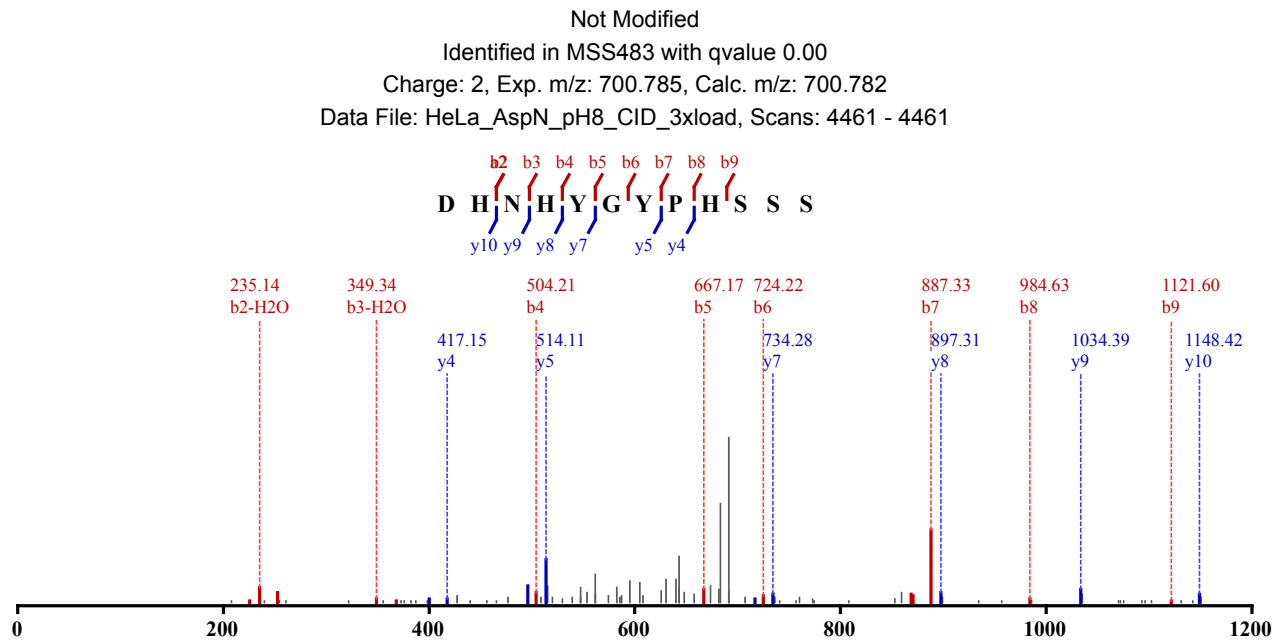
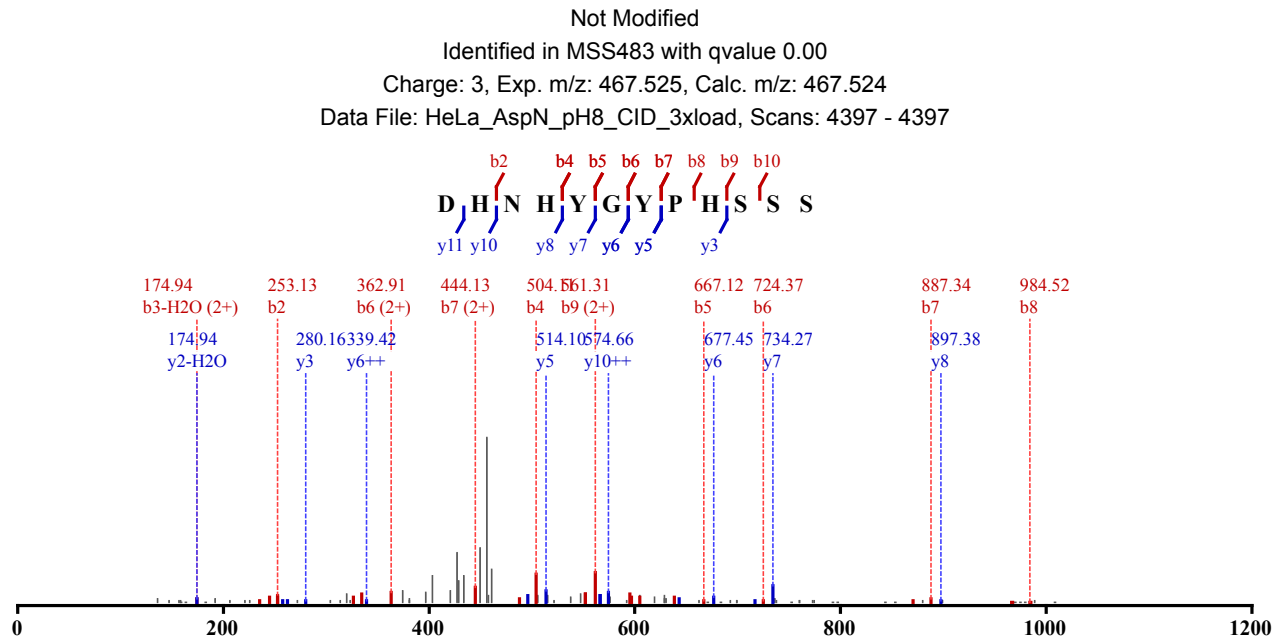


Not Modified
 Identified in MSS483 with qvalue 0.00
 Charge: 2, Exp. m/z: 700.783, Calc. m/z: 700.782
 Data File: HeLa_AspN_pH8_CID_3xload_2, Scans: 5524 - 5524

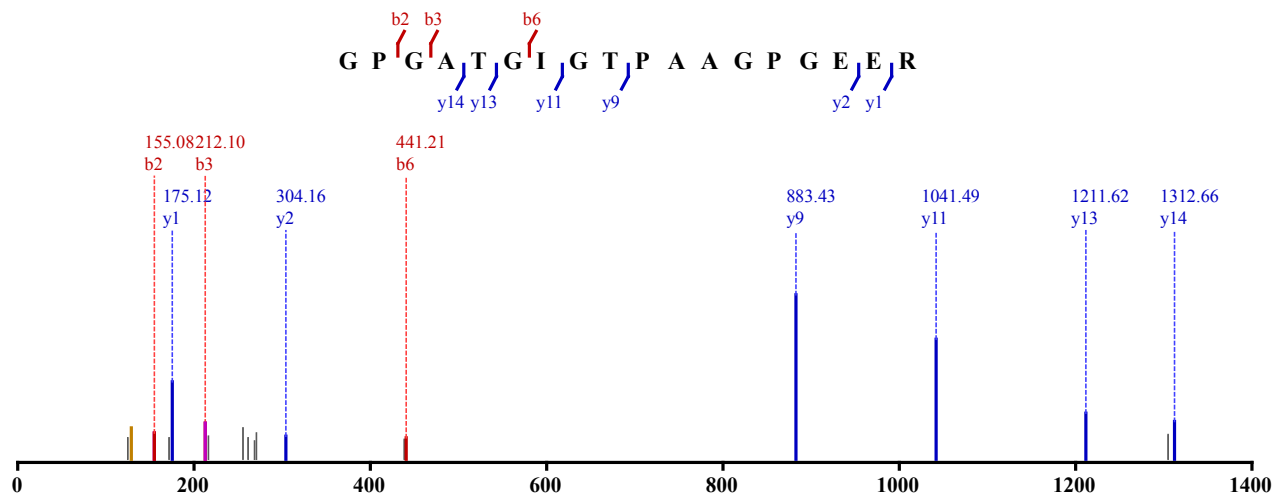


Not Modified
 Identified in MSS483 with qvalue 0.00
 Charge: 2, Exp. m/z: 700.785, Calc. m/z: 700.782
 Data File: HeLa_AspN_pH8_CID_3xload, Scans: 4385 - 4385

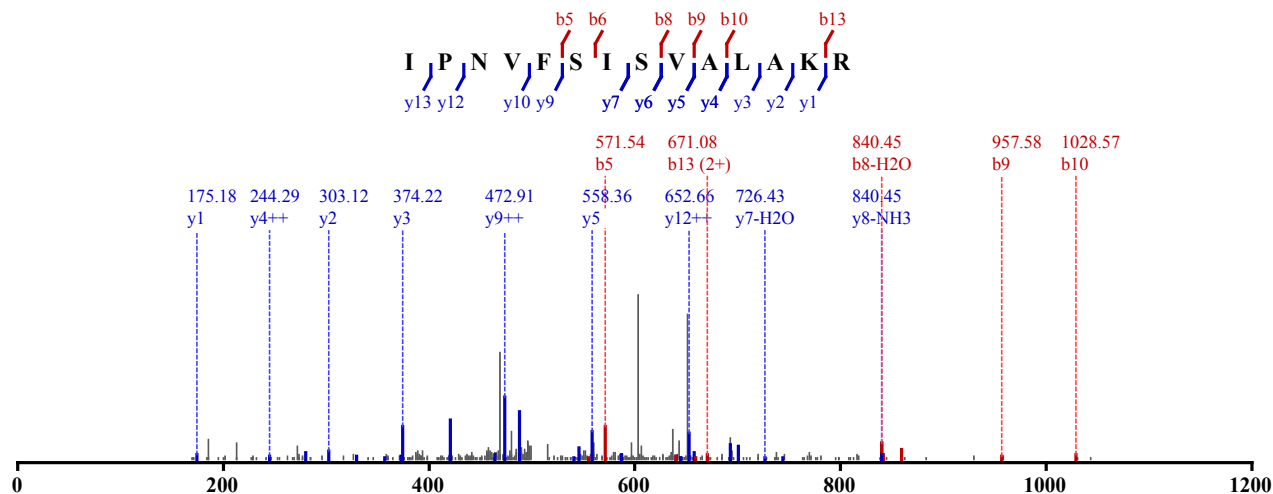




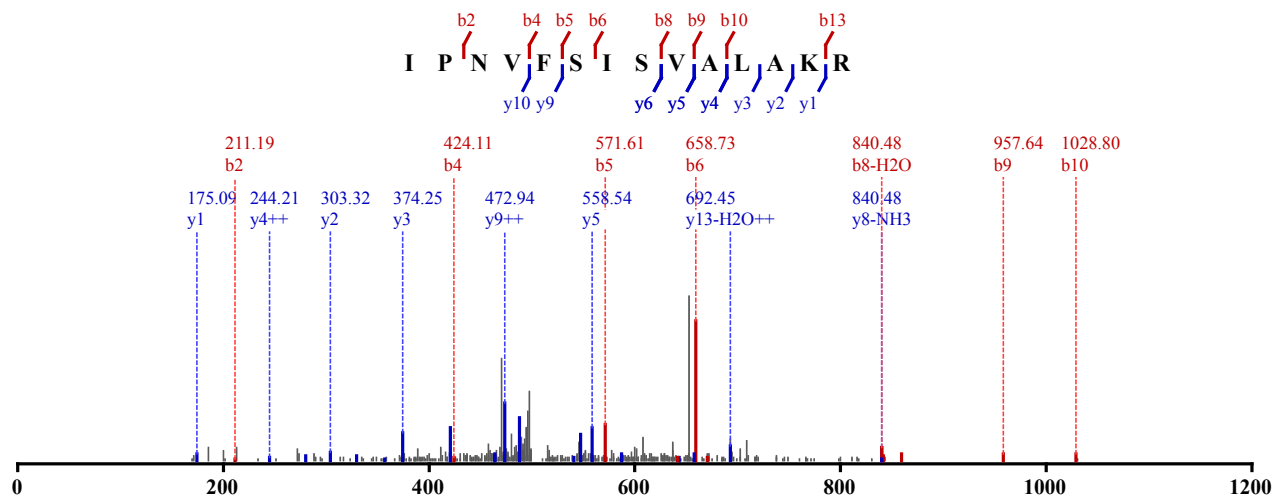
Not Modified
 Identified in MSS487 with qvalue 0.00
 Charge: 2, Exp. m/z: 797.895, Calc. m/z: 797.892
 Data File: HeLa_ArgC-Try_pH11_HCD_1, Scans: 20500 - 20500



Not Modified
 Identified in MSS79 with qvalue 0.00
 Charge: 3, Exp. m/z: 505.641, Calc. m/z: 505.641
 Data File: HeLa_AspN-Try_CID_2, Scans: 30645 - 30645

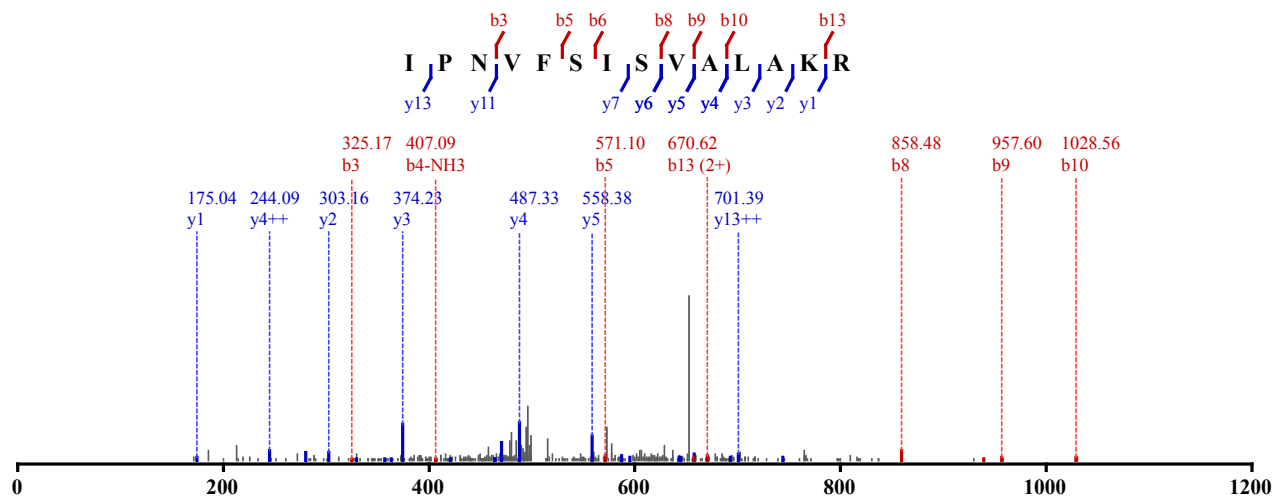


Not Modified
 Identified in MSS255 with qvalue 0.00
 Charge: 3, Exp. m/z: 505.641, Calc. m/z: 505.641
 Data File: HeLa_ArgC_CID_2, Scans: 21652 - 21652



Not Modified
 Identified in MSS259 with qvalue 0.00
 Charge: 3, Exp. m/z: 505.641, Calc. m/z: 505.641

Data File: HeLa_ArgC-LysC_CID_1, Scans: 21932 - 21932

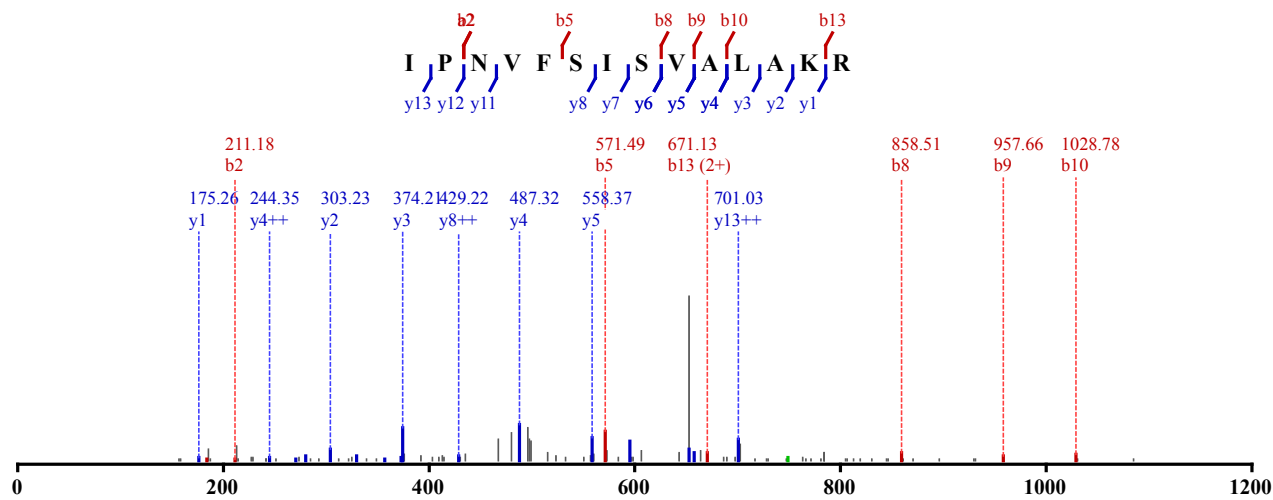


Not Modified

Identified in MSS488 with qvalue 0.00

Charge: 3, Exp. m/z: 505.640, Calc. m/z: 505.641

Data File: HeLa_chy-try_pH4_CID_3xload_2, Scans: 26245 - 26245

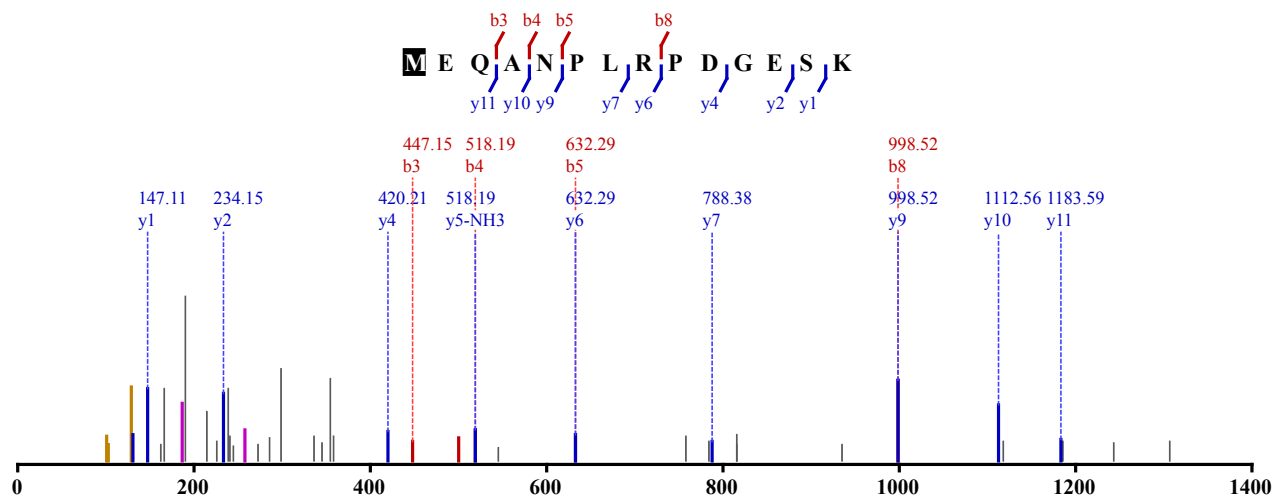


1 x Oxidation (M) 1 x Acetylation (Protein N-term)

Identified in MSS485 with qvalue 0.00

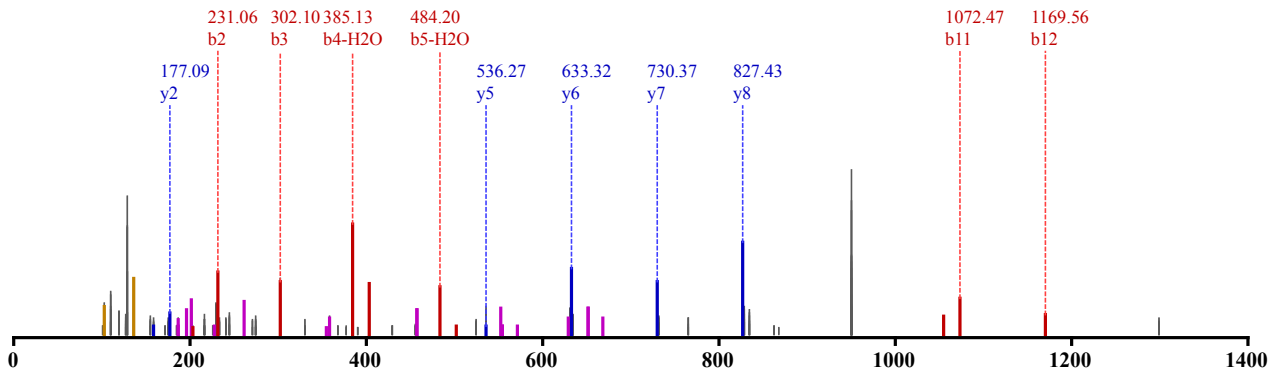
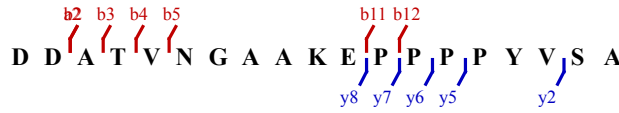
Charge: 2, Exp. m/z: 815.381, Calc. m/z: 815.382

Data File: HeLa_LysC_pH11_HCD_2, Scans: 28480 - 28480

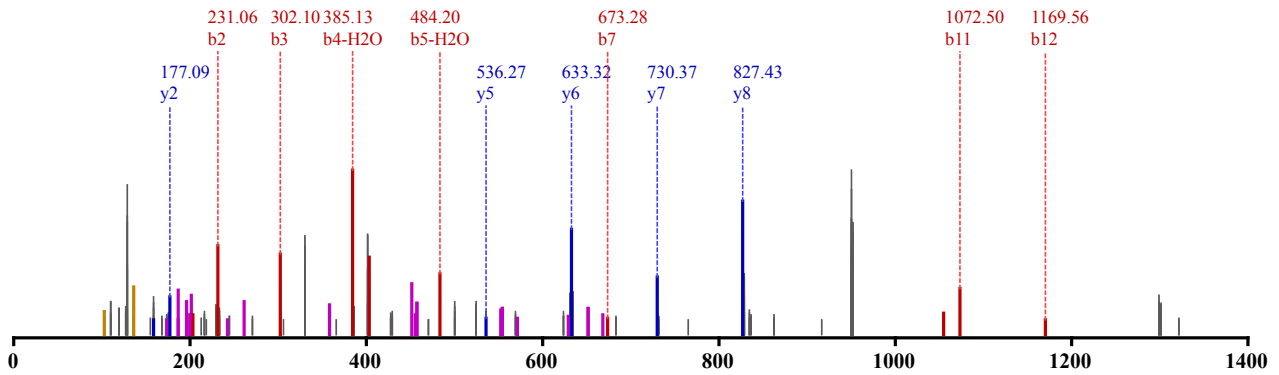
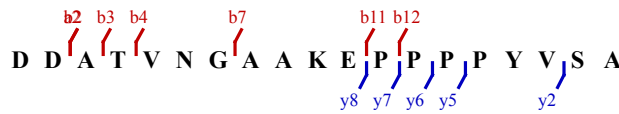


Not Modified

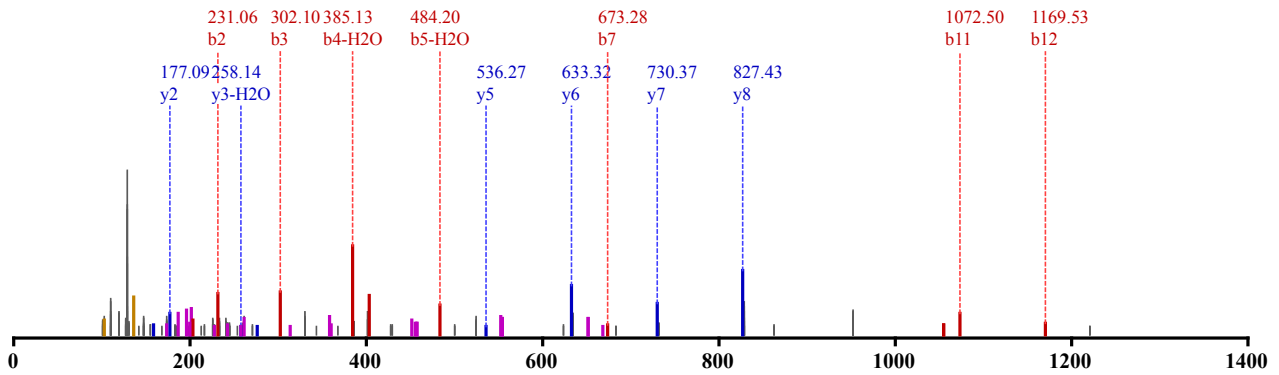
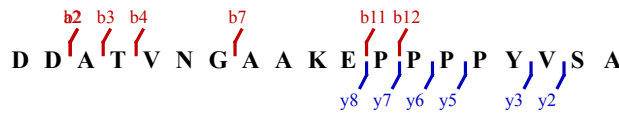
Identified in MSS128 with qvalue 0.00
 Charge: 2, Exp. m/z: 949.961, Calc. m/z: 949.962
 Data File: HeLa_AspN_HCD_1, Scans: 23017 - 23017

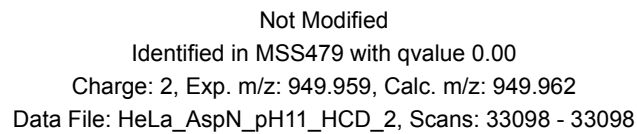
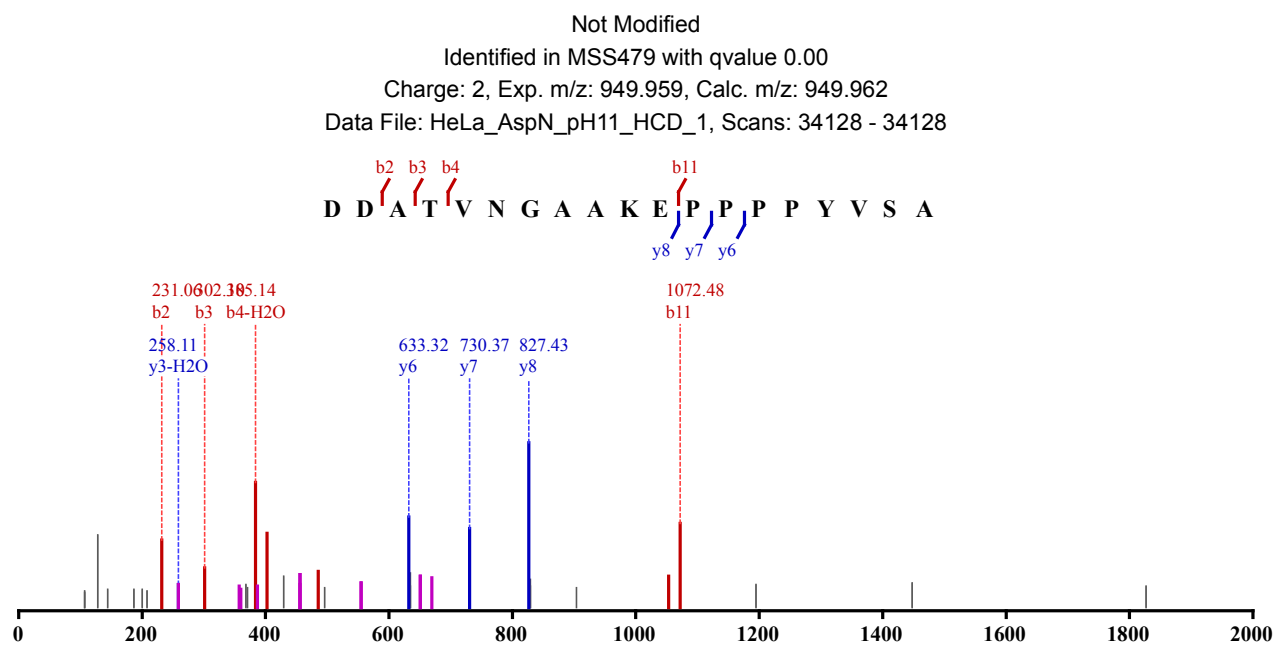
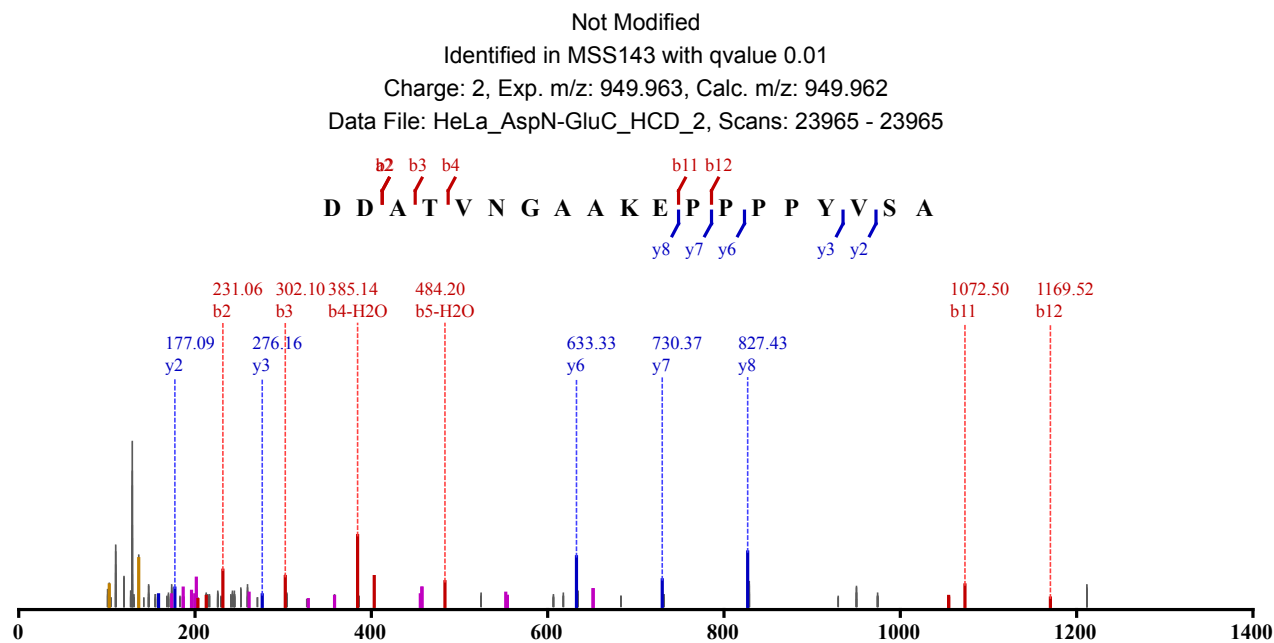


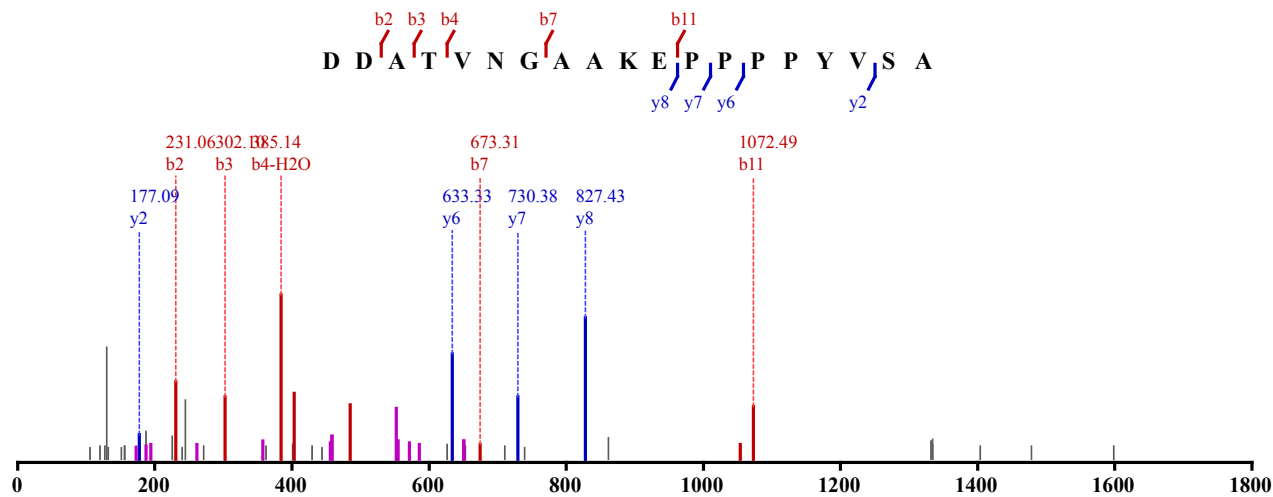
Not Modified
 Identified in MSS128 with qvalue 0.00
 Charge: 2, Exp. m/z: 949.960, Calc. m/z: 949.962
 Data File: HeLa_AspN_HCD_2, Scans: 23300 - 23300



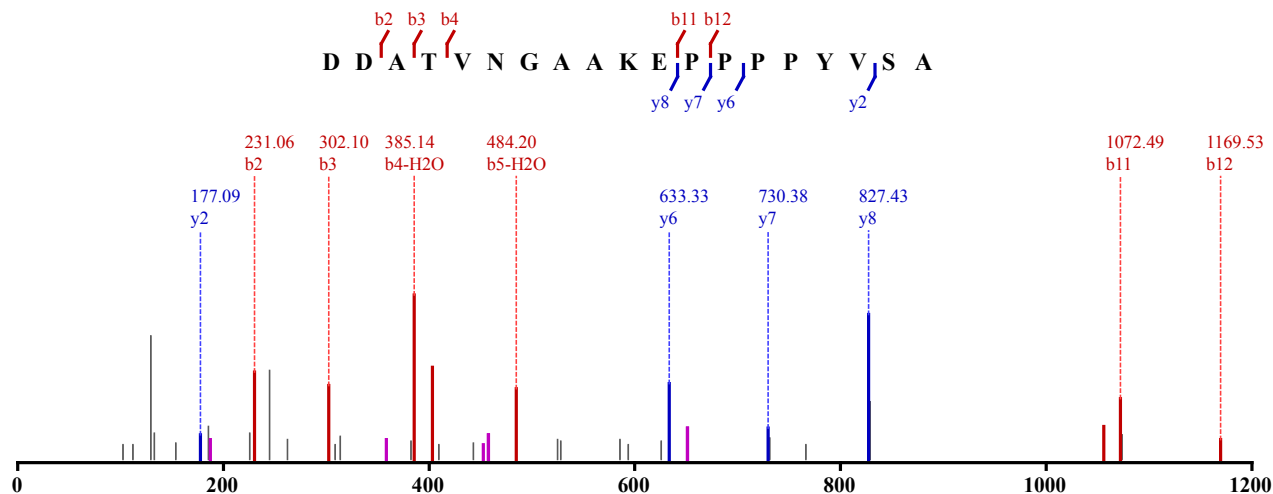
Not Modified
 Identified in MSS143 with qvalue 0.00
 Charge: 2, Exp. m/z: 949.961, Calc. m/z: 949.962
 Data File: HeLa_AspN-GluC_HCD_1, Scans: 24076 - 24076



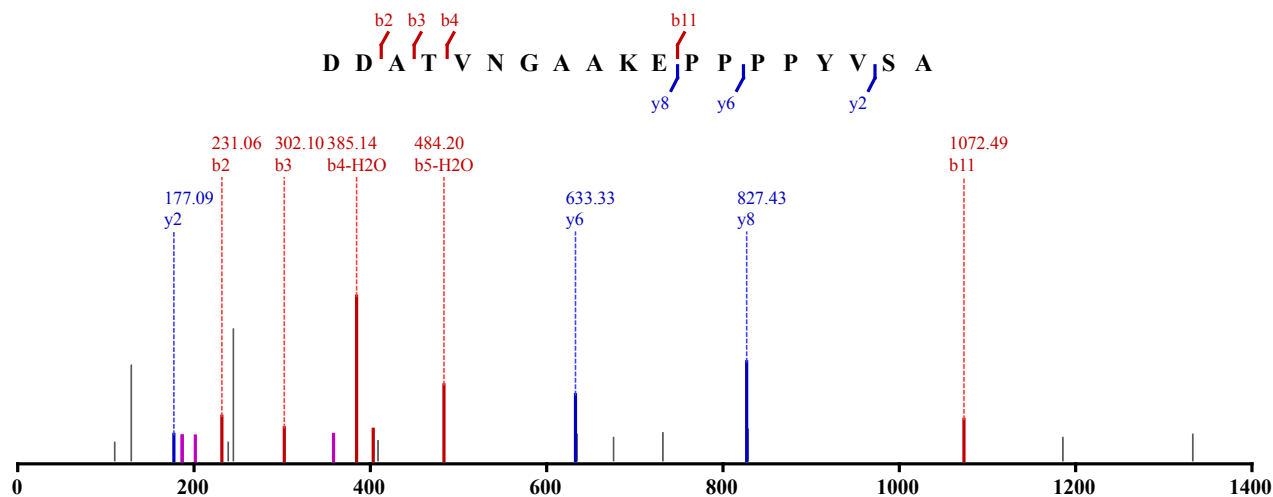




Not Modified
 Identified in MSS479 with qvalue 0.00
 Charge: 2, Exp. m/z: 949.958, Calc. m/z: 949.962
 Data File: HeLa_AspN_pH11_HCD_3, Scans: 32460 - 32460

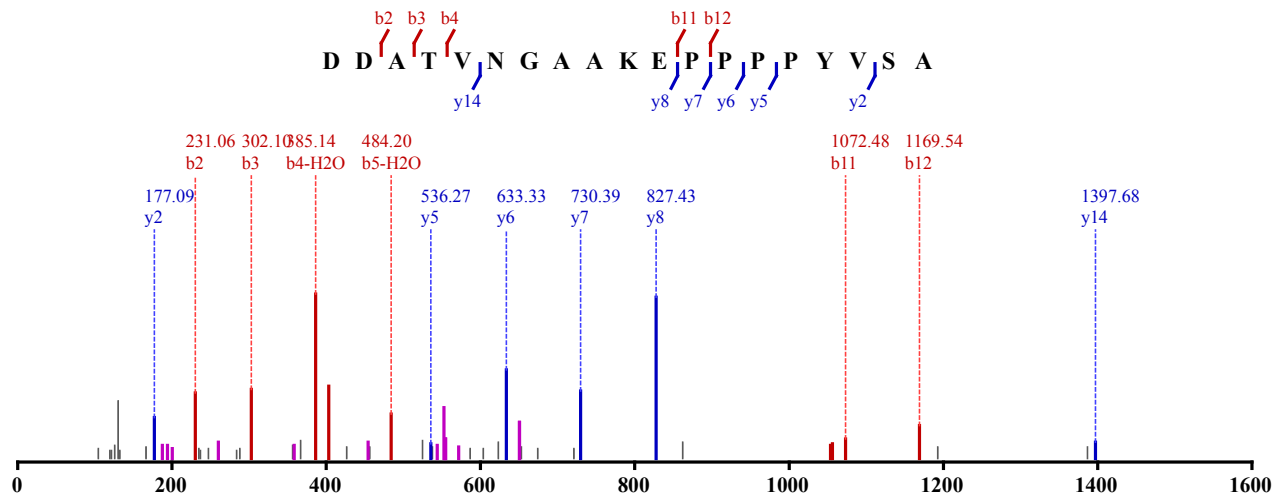


Not Modified
 Identified in MSS479 with qvalue 0.00
 Charge: 2, Exp. m/z: 949.962, Calc. m/z: 949.962
 Data File: HeLa_AspN_pH8_HCD_1, Scans: 31229 - 31229



Not Modified
 Identified in MSS479 with qvalue 0.00
 Charge: 2, Exp. m/z: 949.959, Calc. m/z: 949.962

Data File: HeLa_AspN_pH8_HCD_2, Scans: 30505 - 30505

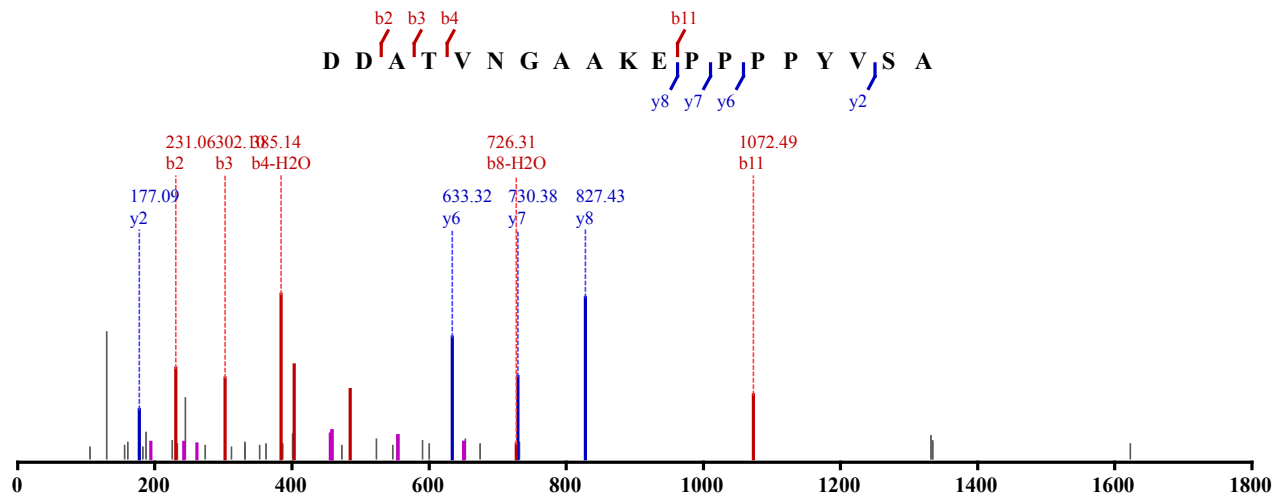


Not Modified

Identified in MSS479 with qvalue 0.00

Charge: 2, Exp. m/z: 949.959, Calc. m/z: 949.962

Data File: HeLa_AspN_pH8_HCD_3, Scans: 29785 - 29785

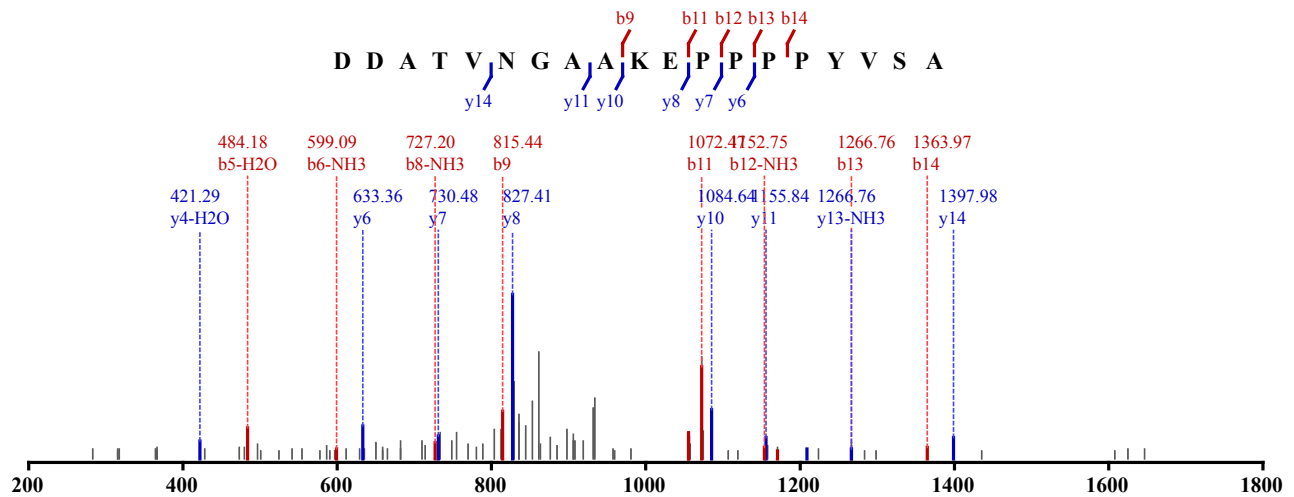


Not Modified

Identified in MSS483 with qvalue 0.00

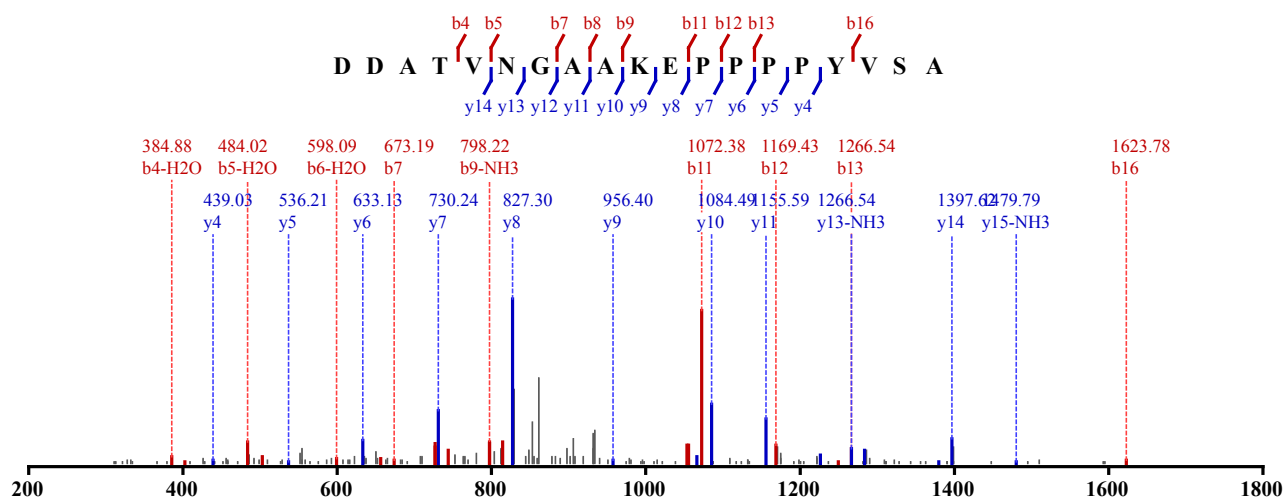
Charge: 2, Exp. m/z: 949.961, Calc. m/z: 949.962

Data File: HeLa_AspN_pH6_CID_3xload, Scans: 18119 - 18119

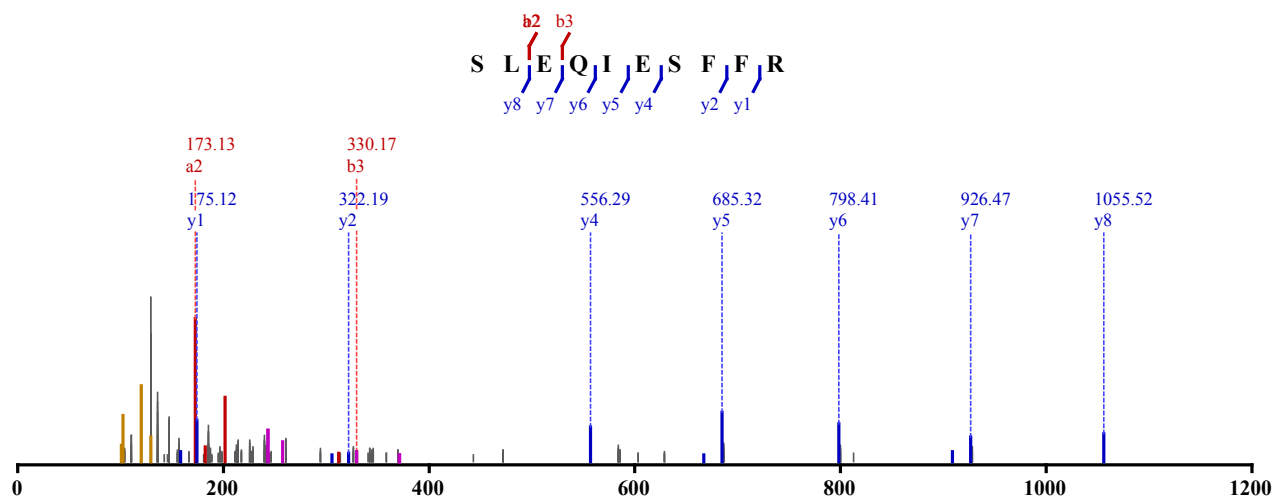


Not Modified

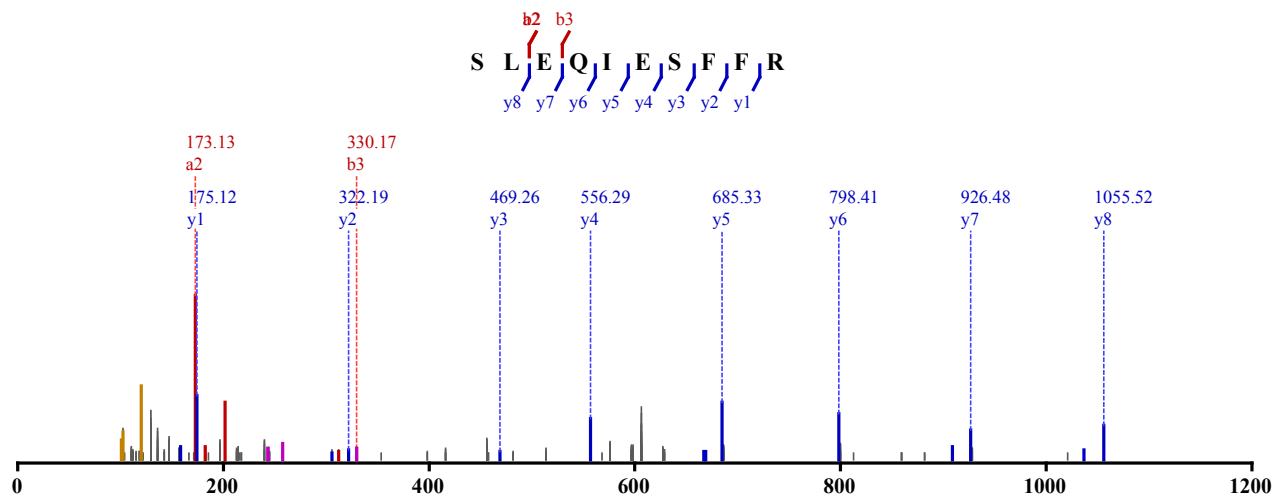
Identified in MSS483 with qvalue 0.00
 Charge: 2, Exp. m/z: 949.961, Calc. m/z: 949.962
 Data File: HeLa_AspN_pH8_CID_3xload_2, Scans: 22795 - 22795



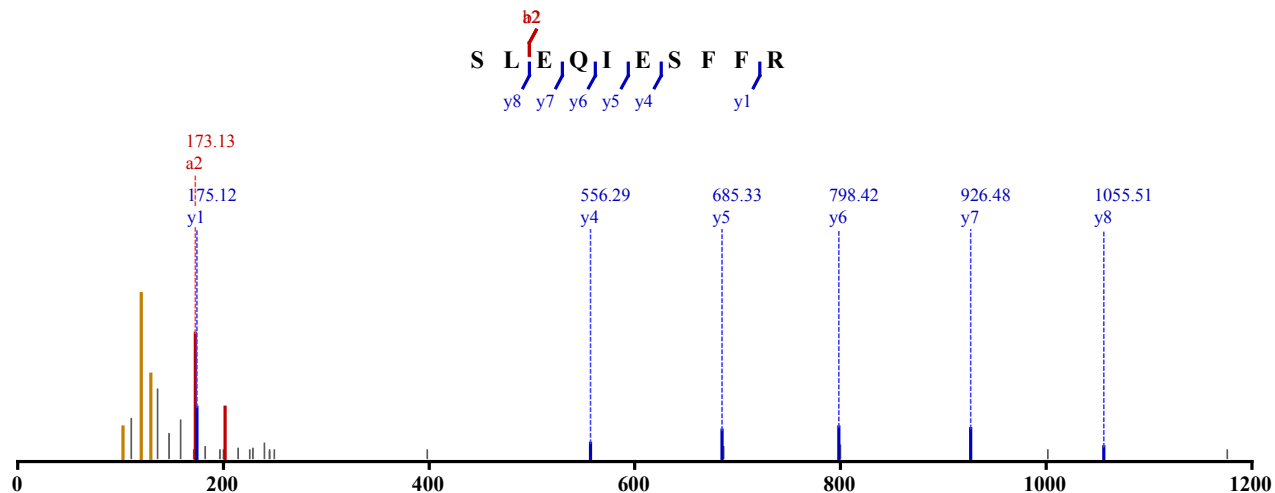
Not Modified
 Identified in MSS122 with qvalue 0.00
 Charge: 2, Exp. m/z: 628.319, Calc. m/z: 628.317
 Data File: HeLa_try_HCD_3, Scans: 44542 - 44542



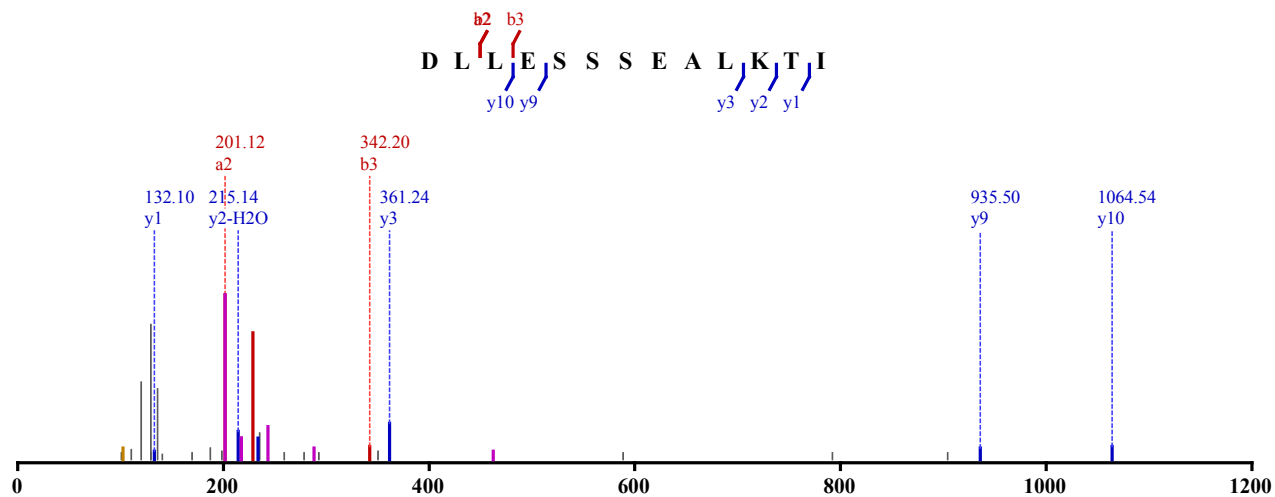
Not Modified
 Identified in MSS130 with qvalue 0.00
 Charge: 2, Exp. m/z: 628.318, Calc. m/z: 628.317
 Data File: HeLa_LysC-try_HCD_2, Scans: 46017 - 46017



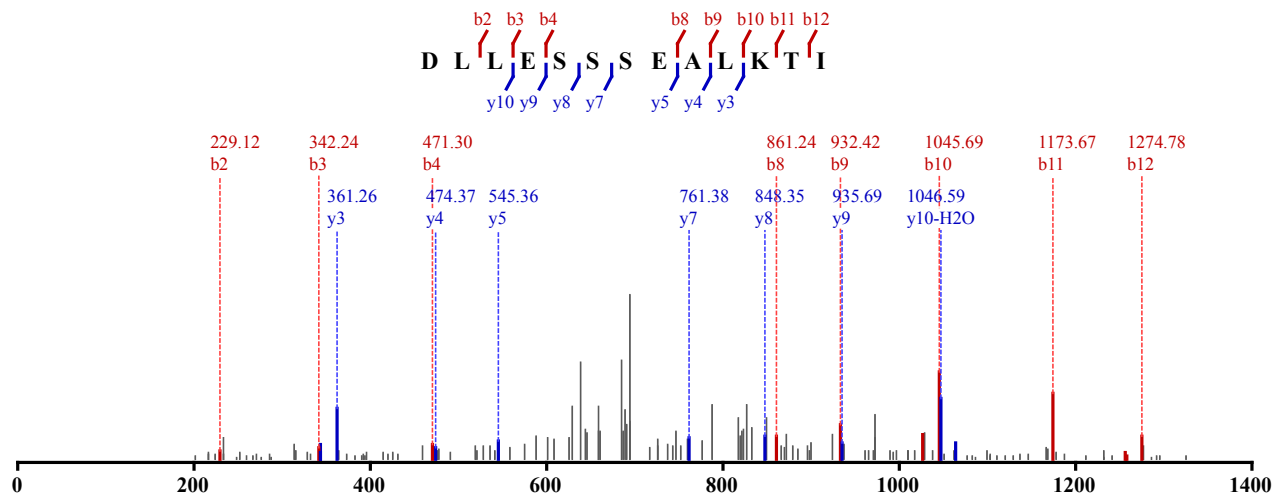
Not Modified
 Identified in MSS487 with qvalue 0.00
 Charge: 2, Exp. m/z: 628.321, Calc. m/z: 628.317
 Data File: HeLa_ArgC-Try_pH2_HCD_1, Scans: 42156 - 42156



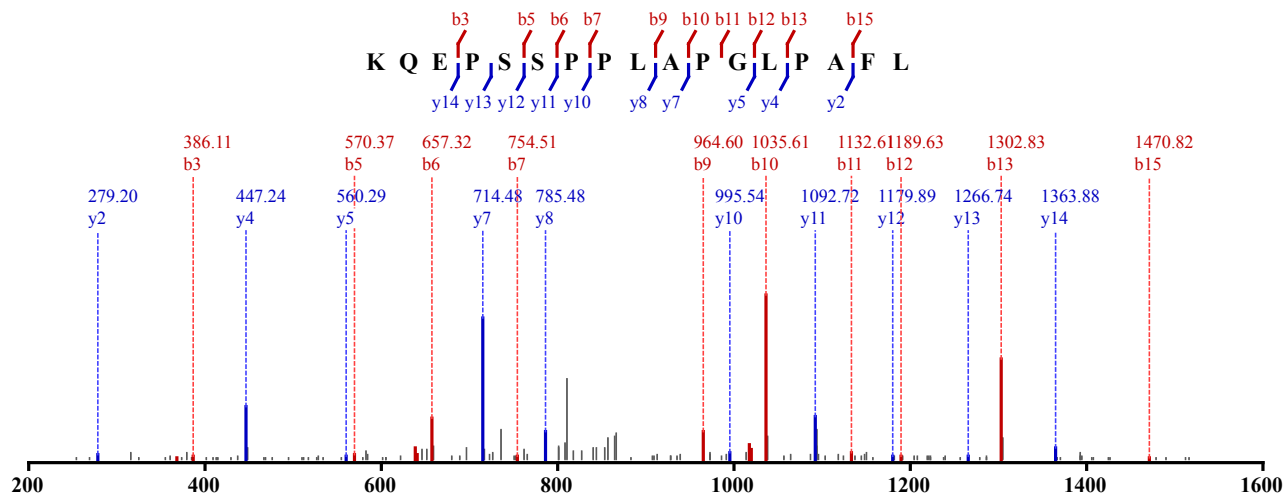
Not Modified
 Identified in MSS479 with qvalue 0.00
 Charge: 2, Exp. m/z: 703.375, Calc. m/z: 703.372
 Data File: HeLa_AspN_pH3_HCD_1, Scans: 42134 - 42134



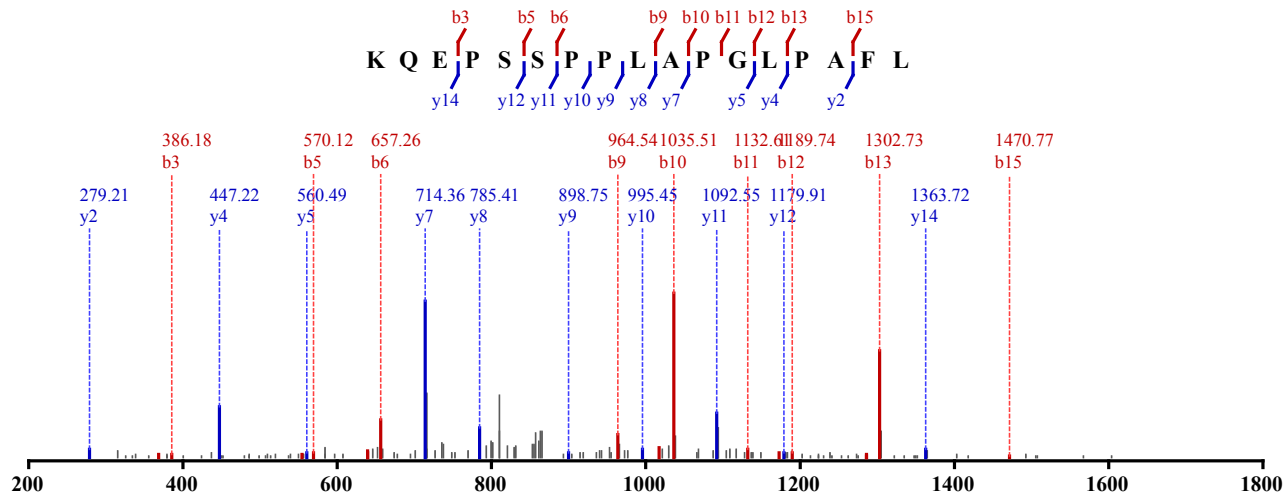
Not Modified
 Identified in MSS483 with qvalue 0.00
 Charge: 2, Exp. m/z: 703.375, Calc. m/z: 703.377
 Data File: HeLa_AspN_pH3_CID_3xload, Scans: 33855 - 33855



Not Modified
 Identified in MSS488 with qvalue 0.00
 Charge: 2, Exp. m/z: 874.984, Calc. m/z: 874.982
 Data File: HeLa_chy-try_pH2_CID_3xload_2, Scans: 44823 - 44823

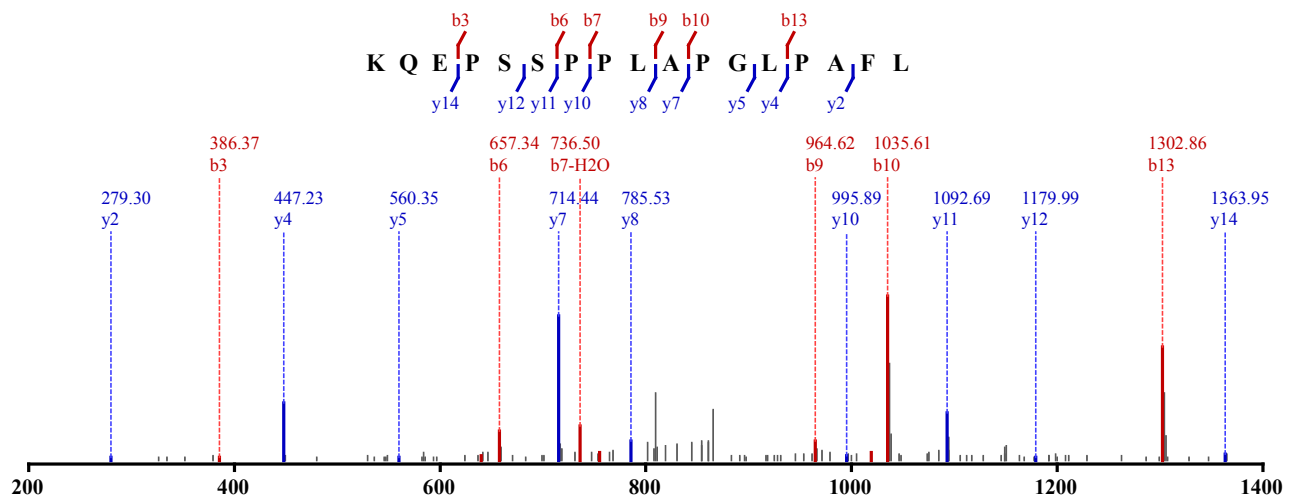


Not Modified
 Identified in MSS488 with qvalue 0.00
 Charge: 2, Exp. m/z: 874.985, Calc. m/z: 874.982
 Data File: HeLa_chy-try_pH2_CID_3xload_3, Scans: 46990 - 46990



Not Modified
 Identified in MSS488 with qvalue 0.00
 Charge: 2, Exp. m/z: 874.986, Calc. m/z: 874.982

Data File: HeLa_chy-try_pH3_CID_3xload_2, Scans: 50691 - 50691

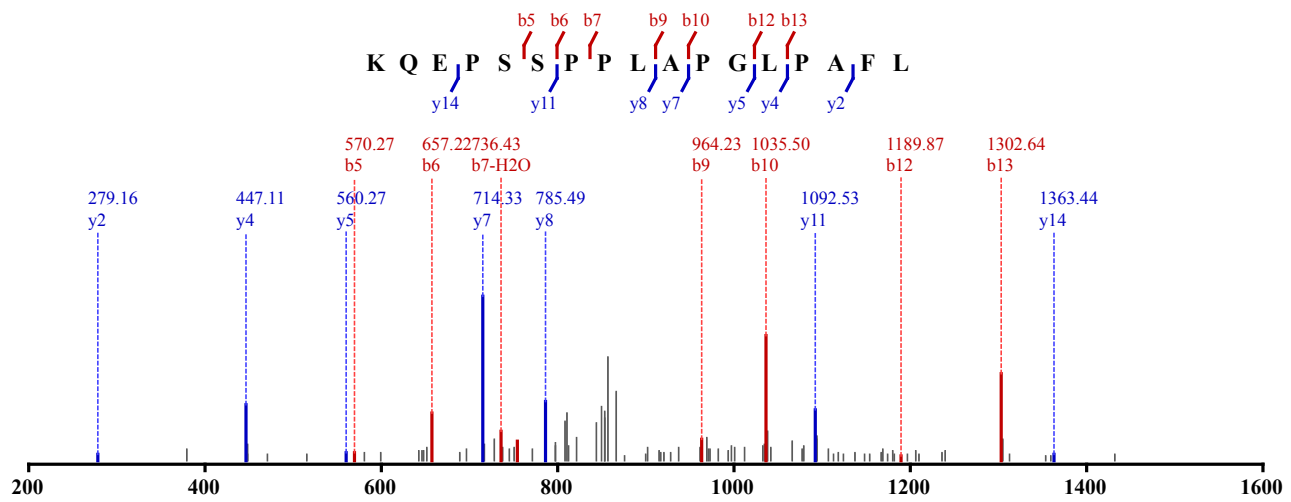


Not Modified

Identified in MSS488 with qvalue 0.00

Charge: 2, Exp. m/z: 875.485, Calc. m/z: 874.982

Data File: HeLa_chy-try_pH3_CID_3xload_3, Scans: 50610 - 50610

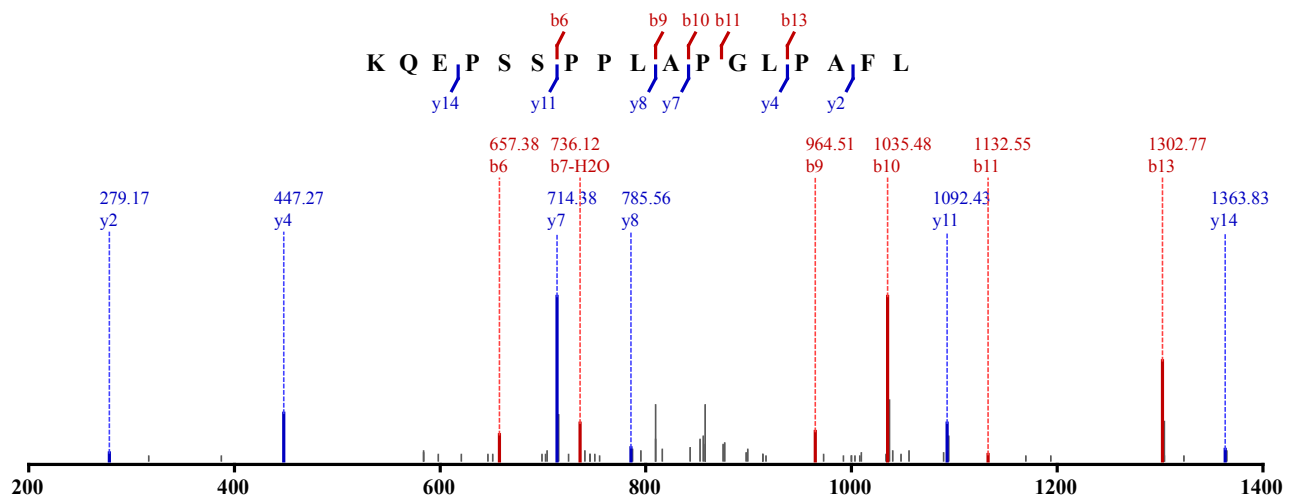


Not Modified

Identified in MSS488 with qvalue 0.00

Charge: 2, Exp. m/z: 874.982, Calc. m/z: 874.982

Data File: HeLa_chy-try_pH3_CID_3xload, Scans: 54016 - 54016

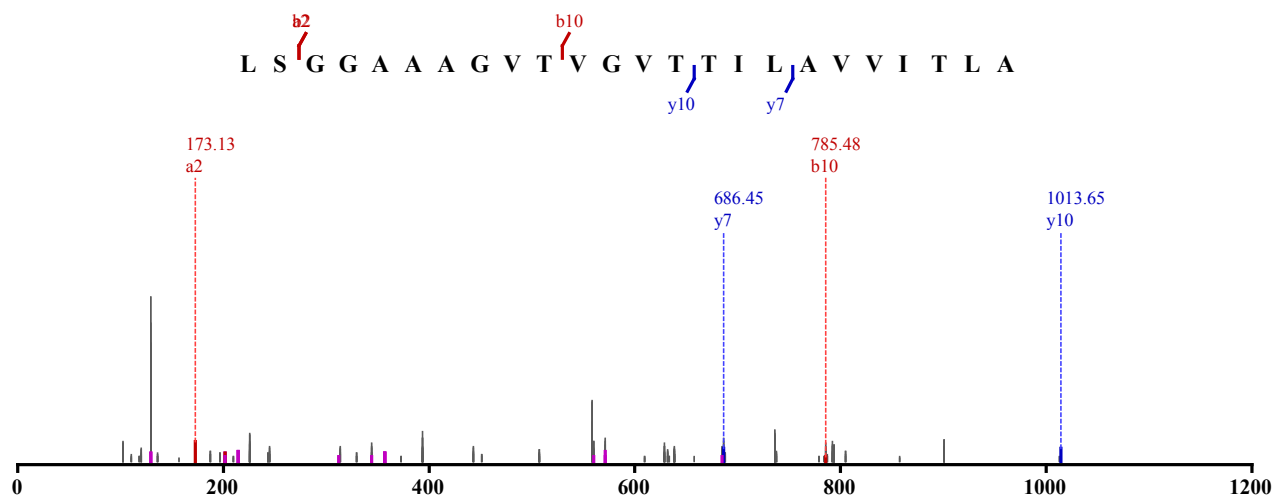


Not Modified

Identified in MSS118 with qvalue 0.00

Charge: 4, Exp. m/z: 539.575, Calc. m/z: 539.322

Data File: HeLa_elastase_HCD_1, Scans: 26988 - 26988

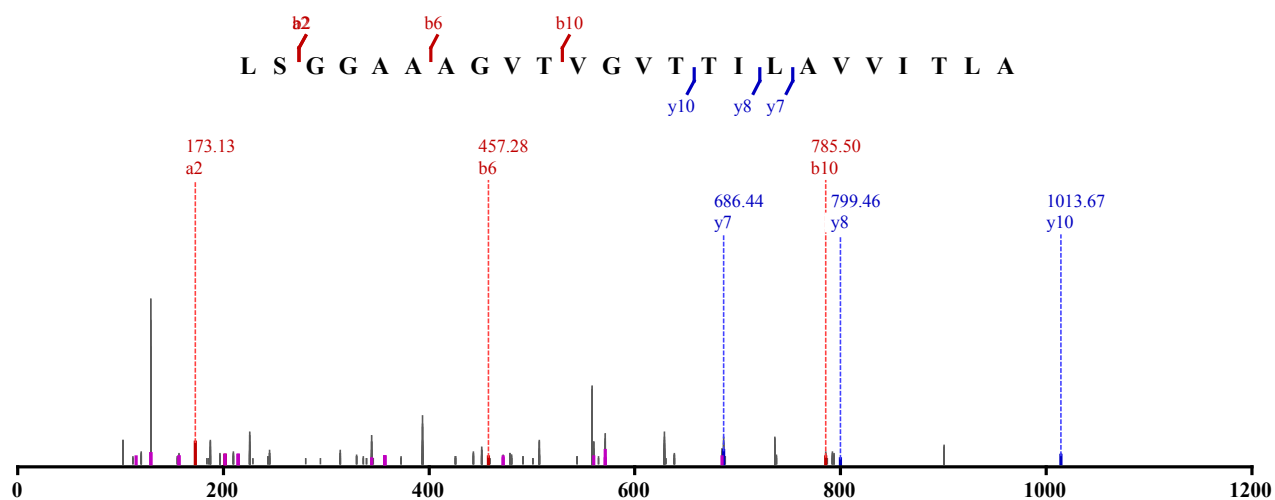


Not Modified

Identified in MSS118 with qvalue 0.00

Charge: 5, Exp. m/z: 431.862, Calc. m/z: 431.659

Data File: HeLa_elastase_HCD_1, Scans: 27023 - 27023

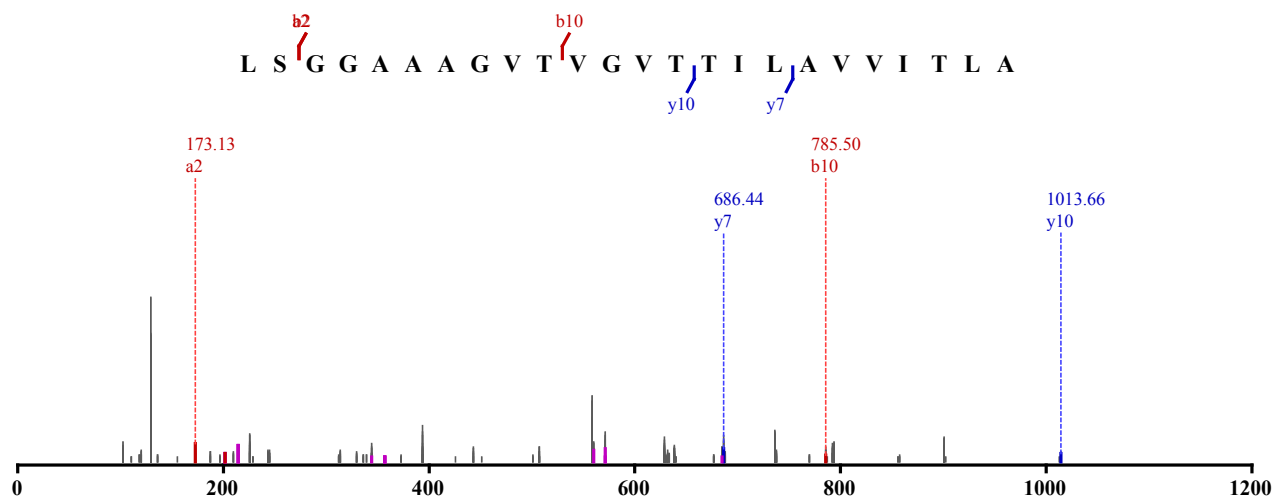


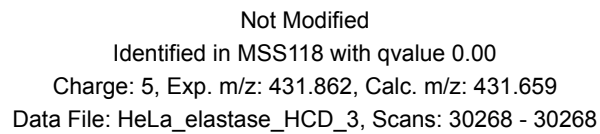
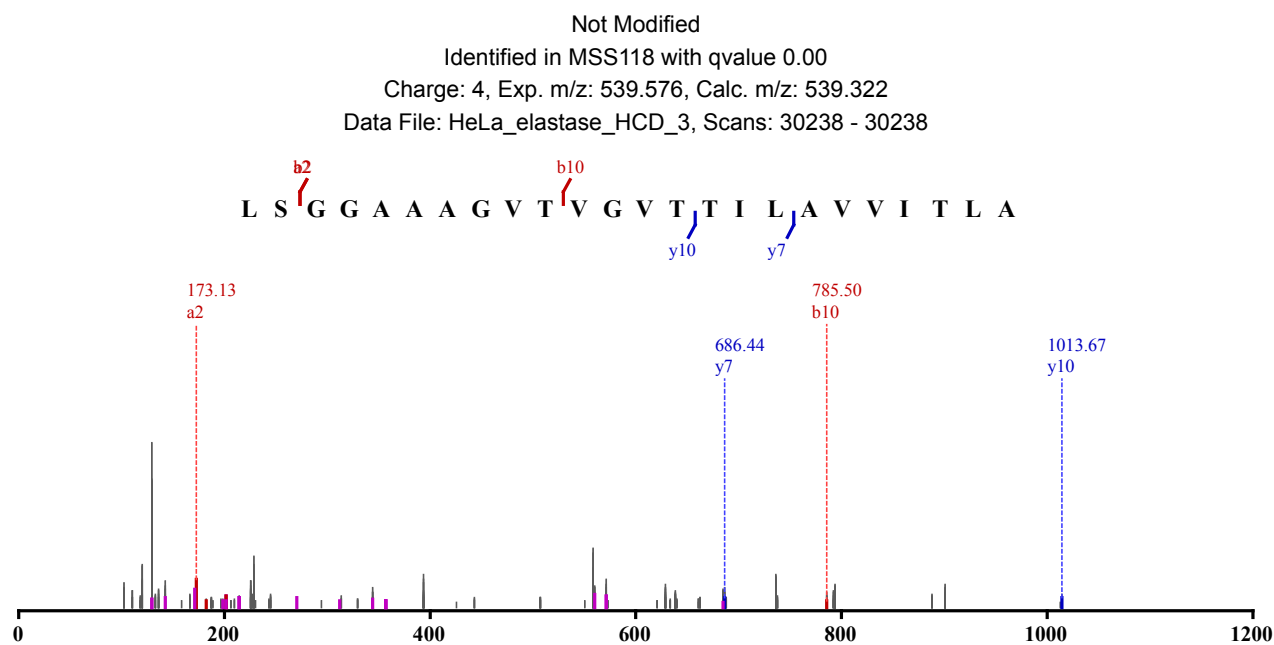
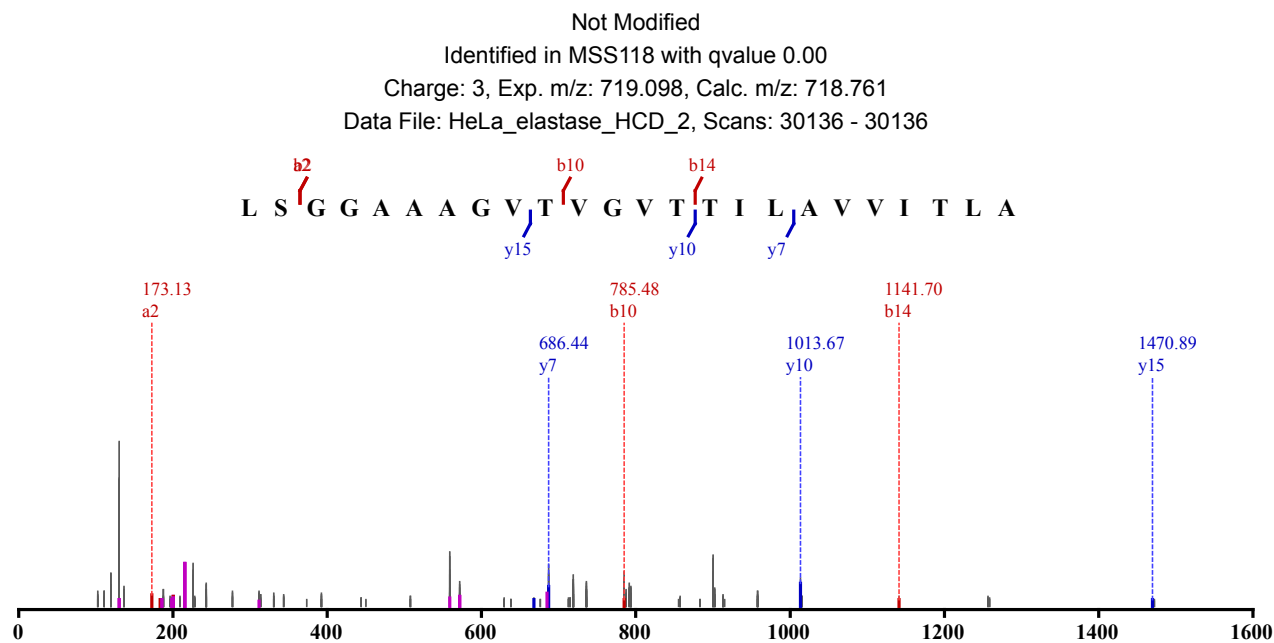
Not Modified

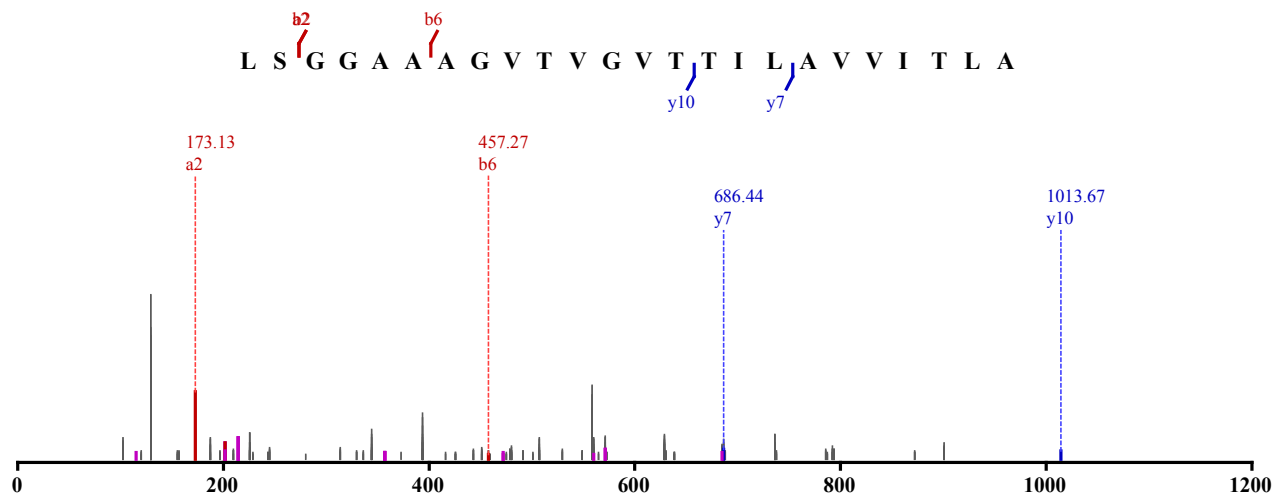
Identified in MSS118 with qvalue 0.00

Charge: 4, Exp. m/z: 539.576, Calc. m/z: 539.322

Data File: HeLa_elastase_HCD_2, Scans: 30121 - 30121





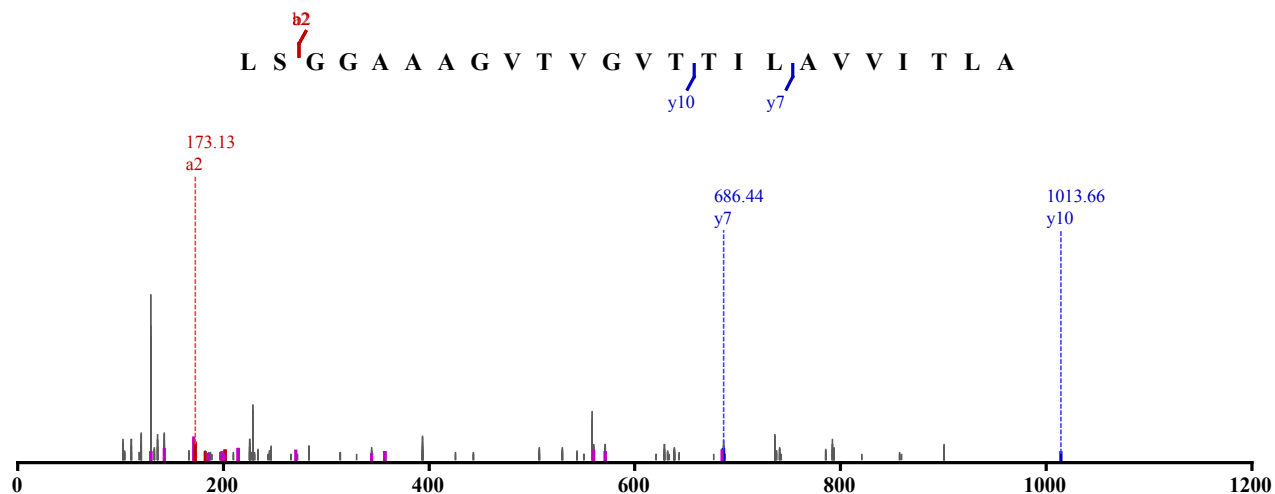


Not Modified

Identified in MSS118 with qvalue 0.00

Charge: 4, Exp. m/z: 539.575, Calc. m/z: 539.322

Data File: HeLa_elastase_HCD_3, Scans: 30380 - 30380

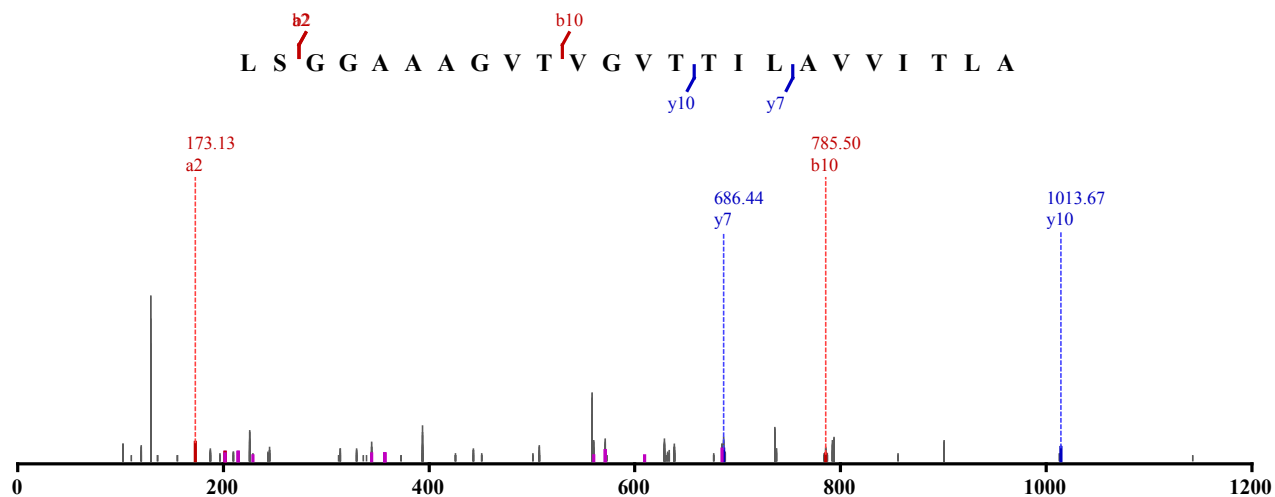


Not Modified

Identified in MSS136 with qvalue 0.00

Charge: 4, Exp. m/z: 539.575, Calc. m/z: 539.322

Data File: HeLa_GluC-elastase_HCD_1, Scans: 24927 - 24927

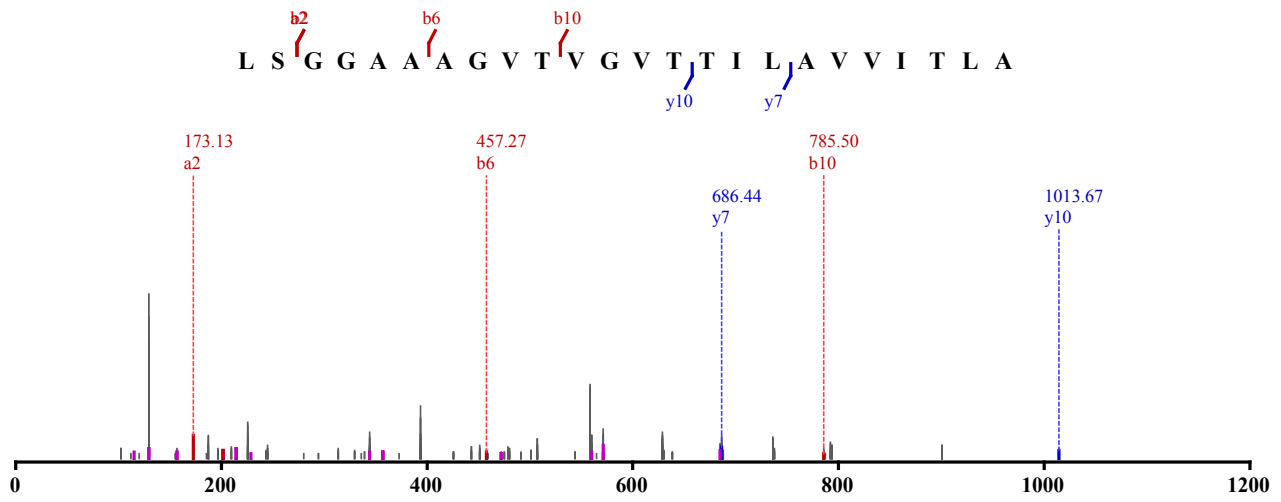


Not Modified

Identified in MSS136 with qvalue 0.00

Charge: 5, Exp. m/z: 431.862, Calc. m/z: 431.659

Data File: HeLa_GluC- elastase_HCD_1, Scans: 24955 - 24955

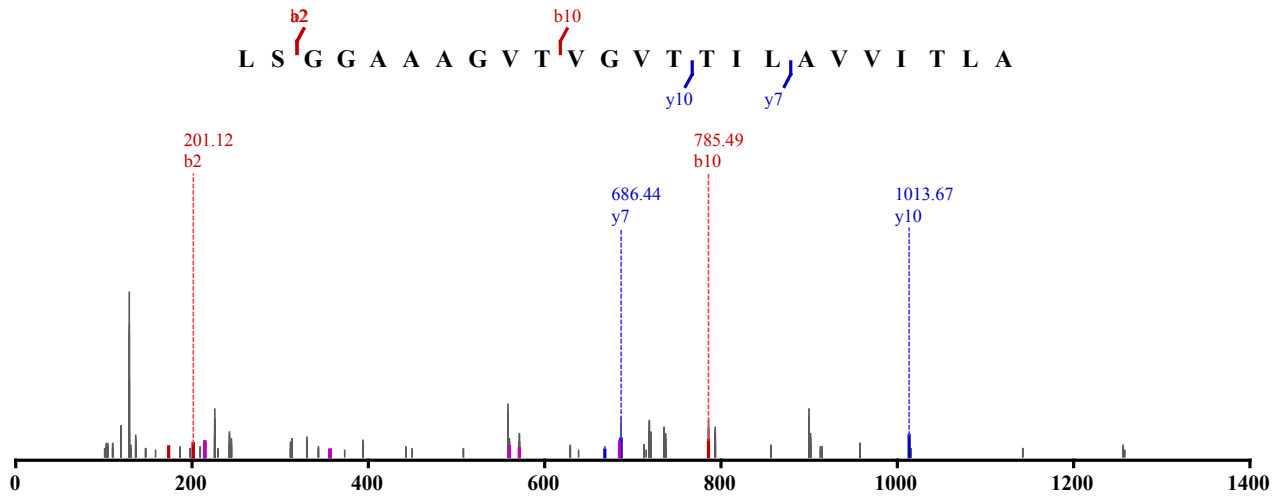


Not Modified

Identified in MSS136 with qvalue 0.00

Charge: 3, Exp. m/z: 719.097, Calc. m/z: 718.761

Data File: HeLa_GluC- elastase_HCD_2, Scans: 32022 - 32022

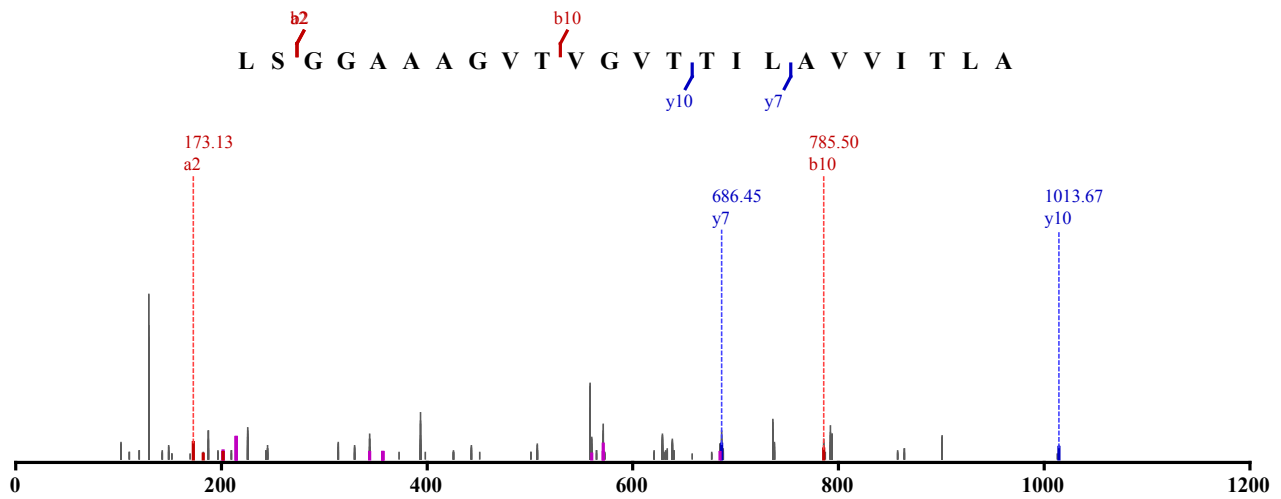


Not Modified

Identified in MSS136 with qvalue 0.00

Charge: 4, Exp. m/z: 539.576, Calc. m/z: 539.322

Data File: HeLa_GluC- elastase_HCD_2, Scans: 32029 - 32029

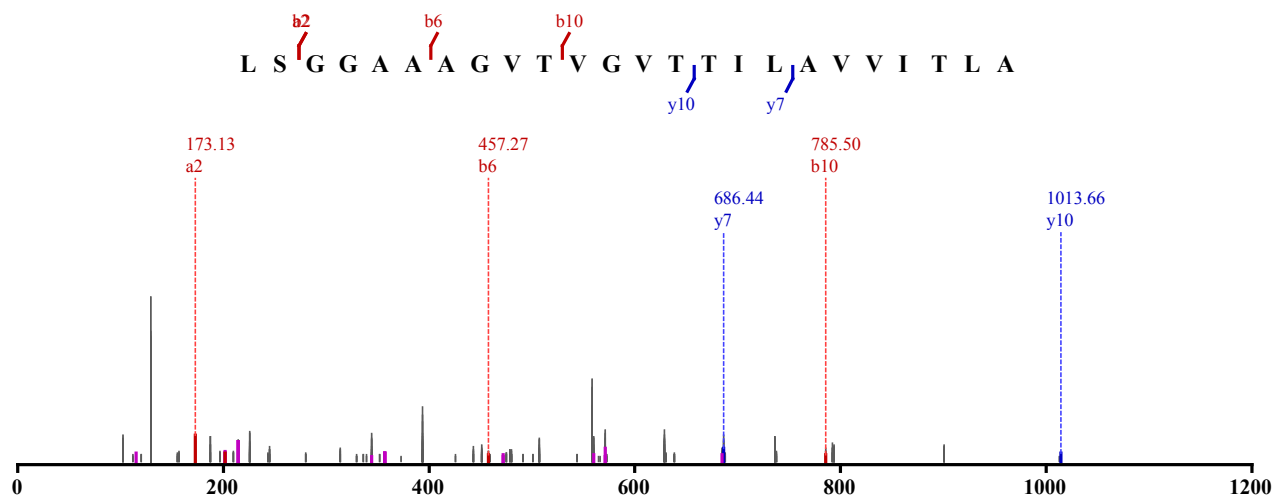


Not Modified

Identified in MSS136 with qvalue 0.00

Charge: 5, Exp. m/z: 431.862, Calc. m/z: 431.659

Data File: HeLa_GluC- elastase_HCD_2, Scans: 32056 - 32056

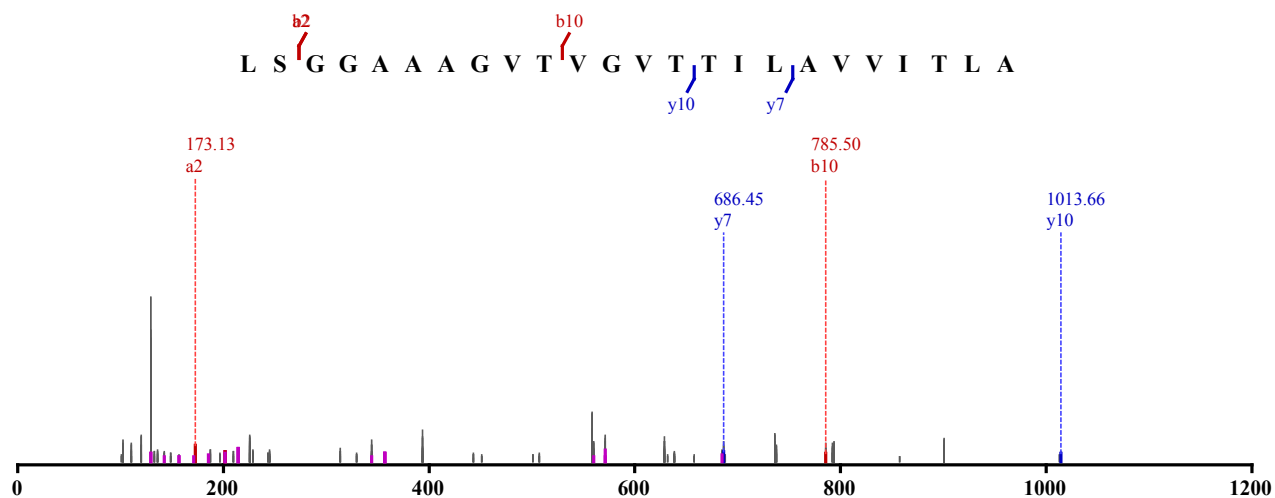


Not Modified

Identified in MSS136 with qvalue 0.00

Charge: 4, Exp. m/z: 539.576, Calc. m/z: 539.322

Data File: HeLa_GluC- elastase_HCD_3, Scans: 31561 - 31561

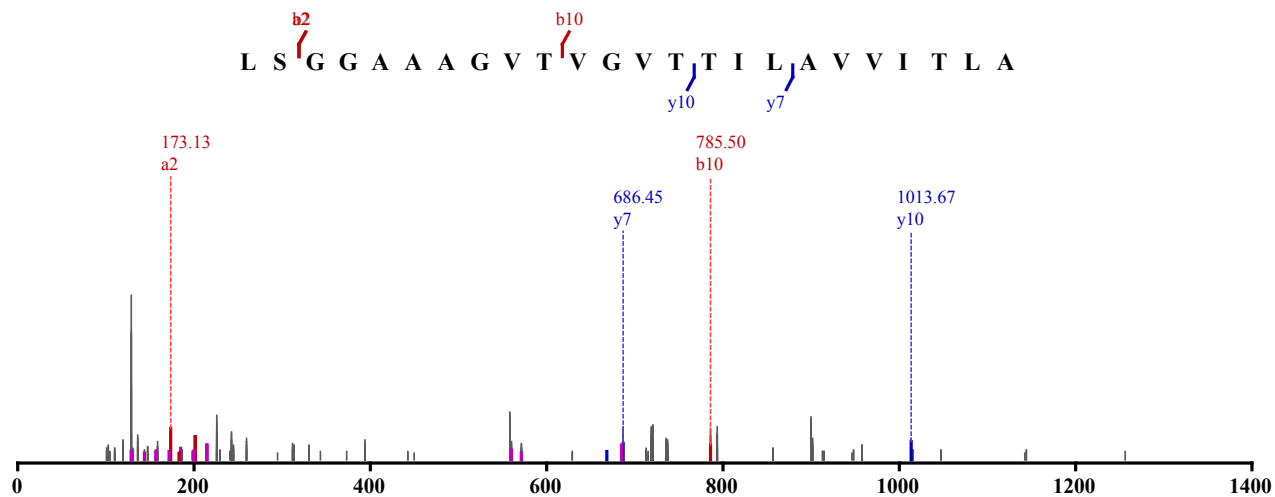


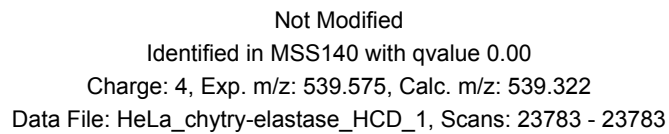
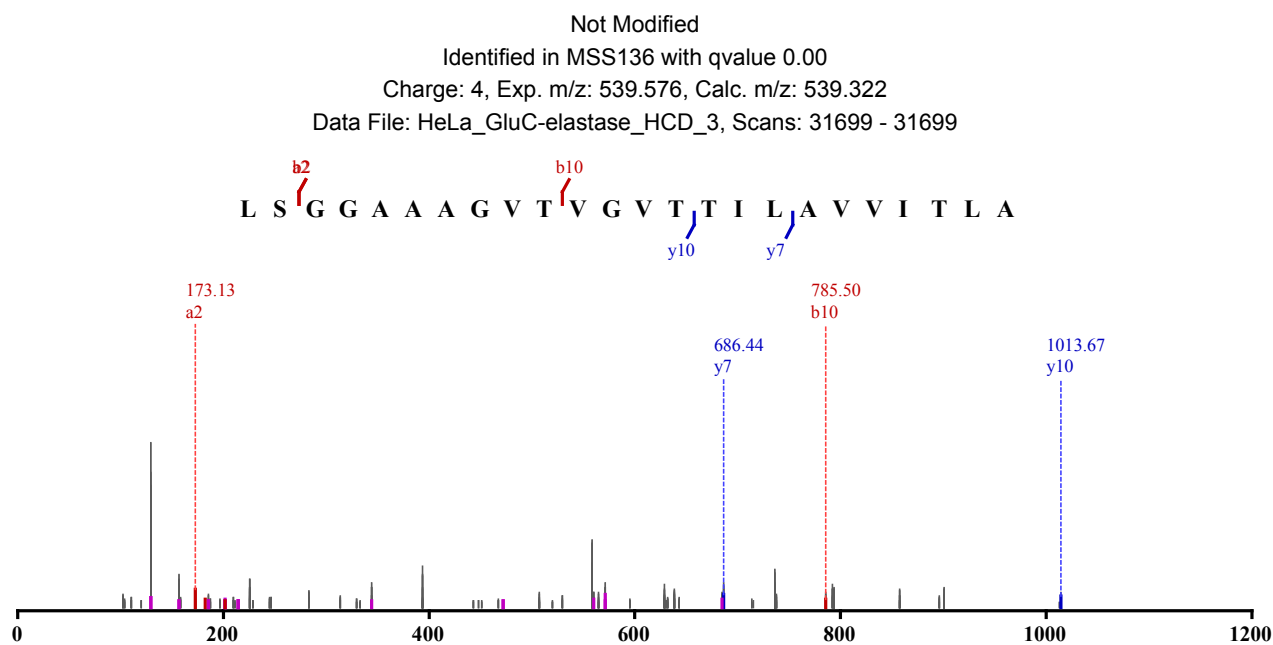
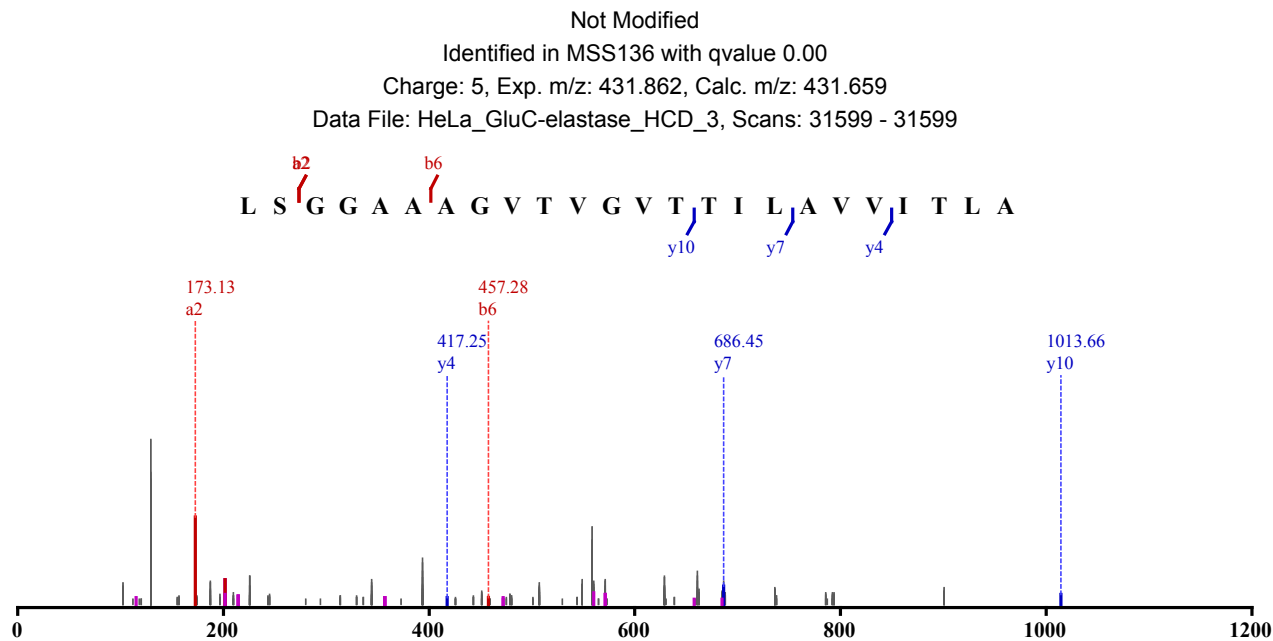
Not Modified

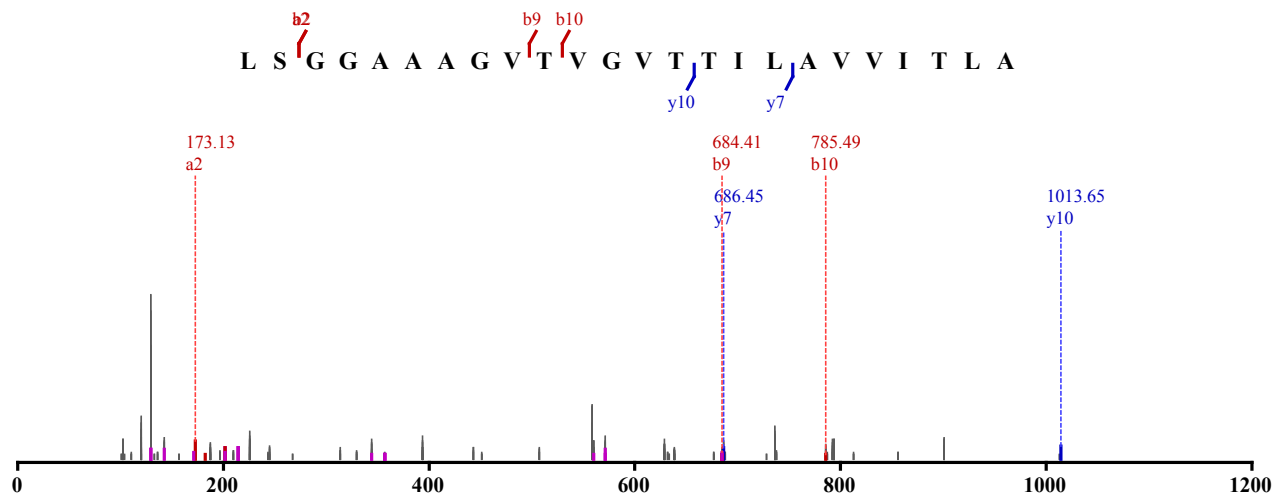
Identified in MSS136 with qvalue 0.00

Charge: 3, Exp. m/z: 719.098, Calc. m/z: 718.761

Data File: HeLa_GluC- elastase_HCD_3, Scans: 31578 - 31578





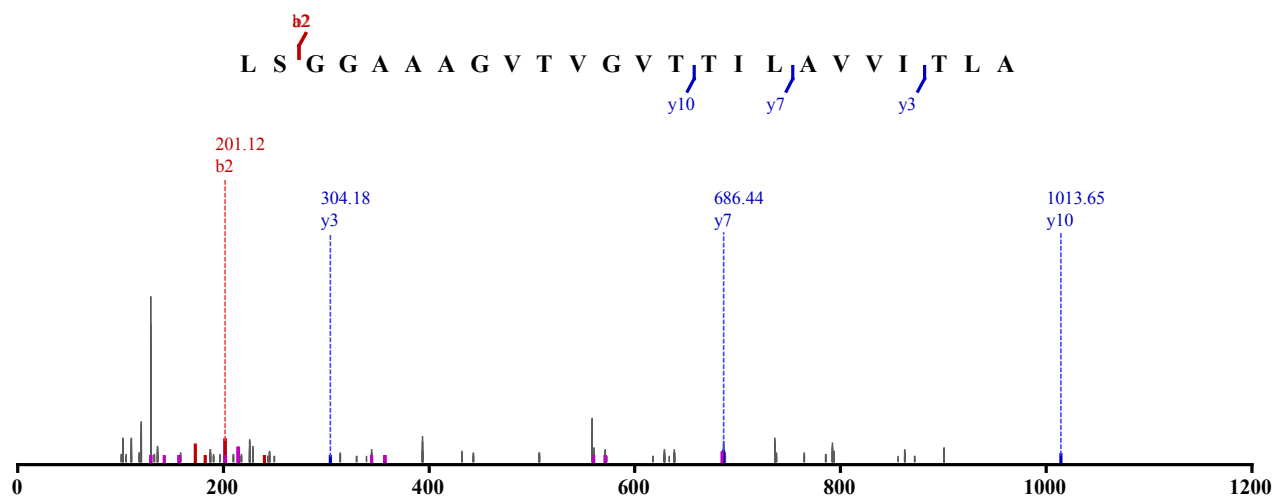


Not Modified

Identified in MSS144 with qvalue 0.00

Charge: 4, Exp. m/z: 539.576, Calc. m/z: 539.322

Data File: HeLa_AspN-elastase_HCD_1, Scans: 31202 - 31202

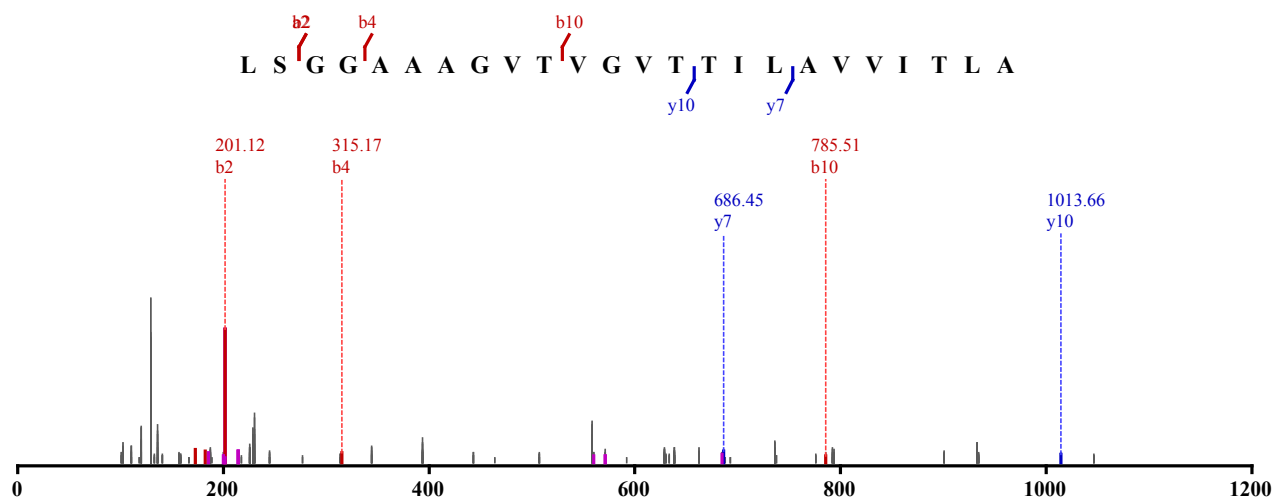


Not Modified

Identified in MSS144 with qvalue 0.00

Charge: 4, Exp. m/z: 539.577, Calc. m/z: 539.322

Data File: HeLa_AspN-elastase_HCD_3, Scans: 27718 - 27718

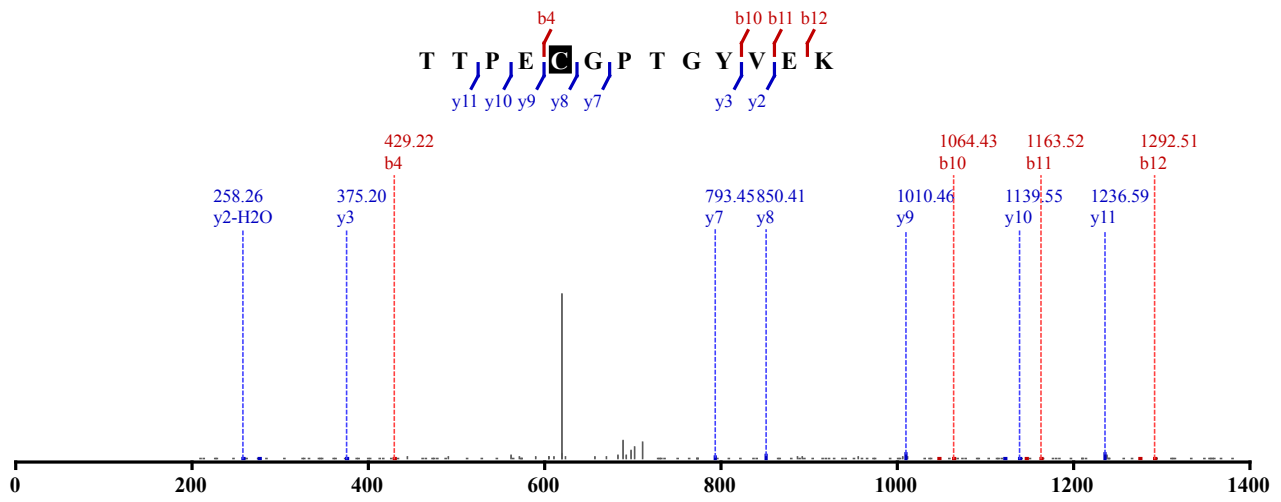


1 x Carbamidomethyl (C)

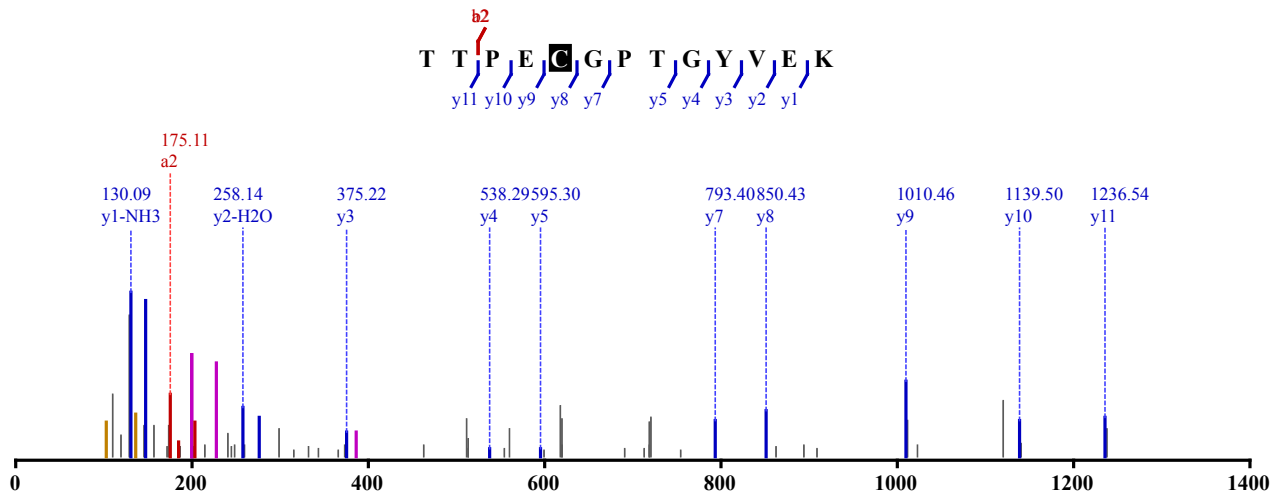
Identified in MSS481 with qvalue 0.00

Charge: 2, Exp. m/z: 719.830, Calc. m/z: 719.832

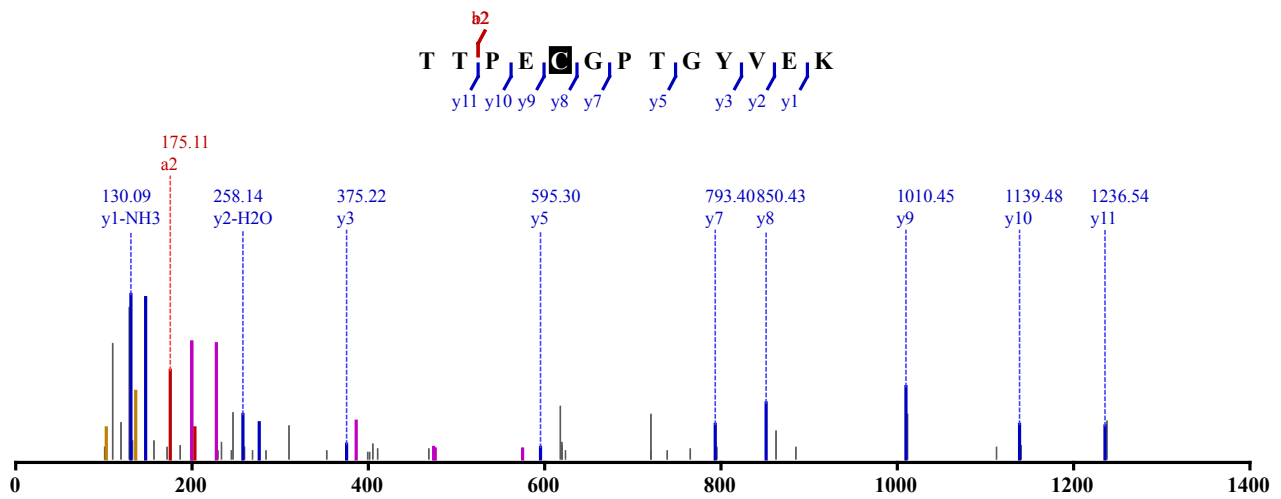
Data File: HeLa_LysC_pH11_CID_3xload_2, Scans: 19239 - 19239



1 x Carbamidomethyl (C)
 Identified in MSS485 with qvalue 0.00
 Charge: 2, Exp. m/z: 719.829, Calc. m/z: 719.827
 Data File: HeLa_LysC_pH11_HCD_1, Scans: 27648 - 27648

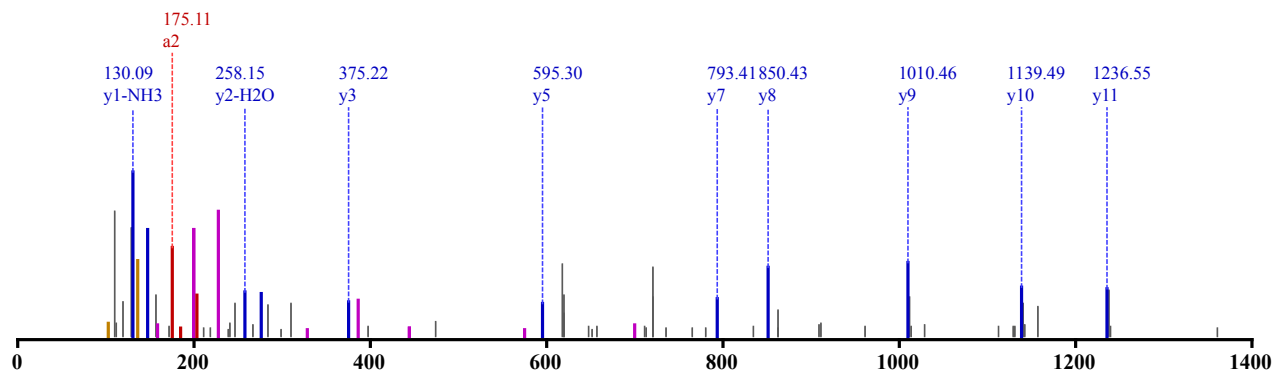
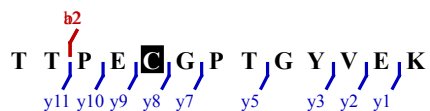


1 x Carbamidomethyl (C)
 Identified in MSS485 with qvalue 0.00
 Charge: 2, Exp. m/z: 719.830, Calc. m/z: 719.827
 Data File: HeLa_LysC_pH8_HCD_2, Scans: 22930 - 22930

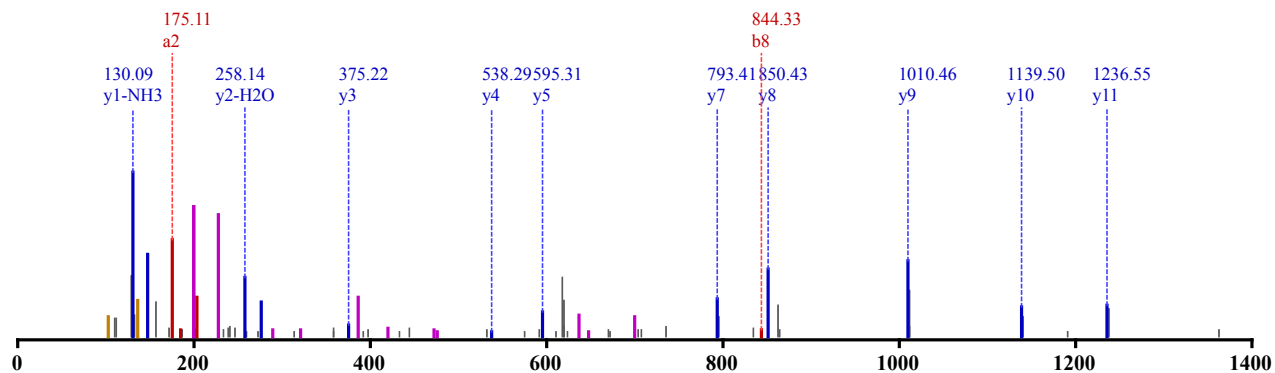
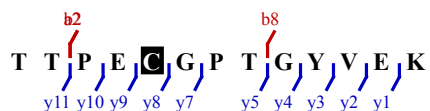


1 x Carbamidomethyl (C)

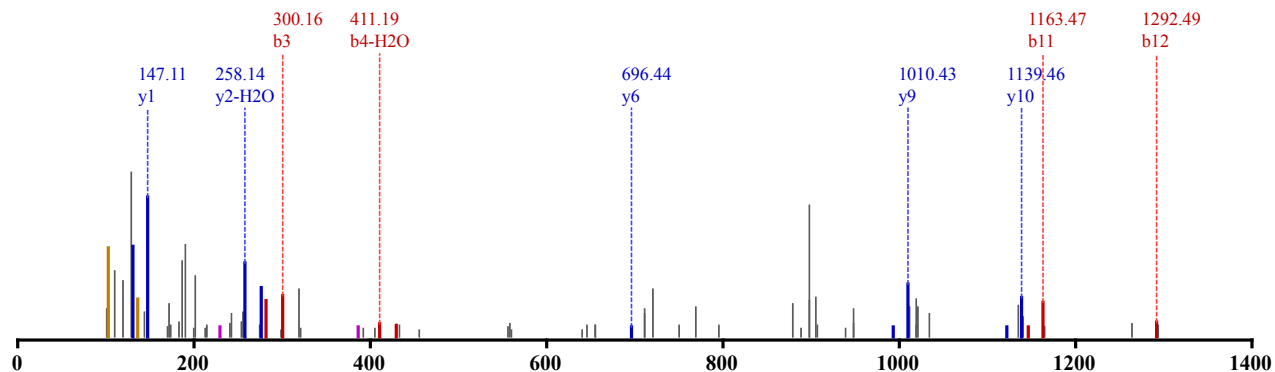
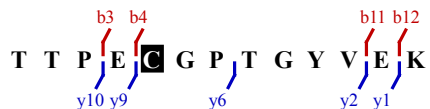
Identified in MSS485 with qvalue 0.00
 Charge: 2, Exp. m/z: 719.829, Calc. m/z: 719.827
 Data File: HeLa_LysC_pH8_HCD_3, Scans: 22895 - 22895



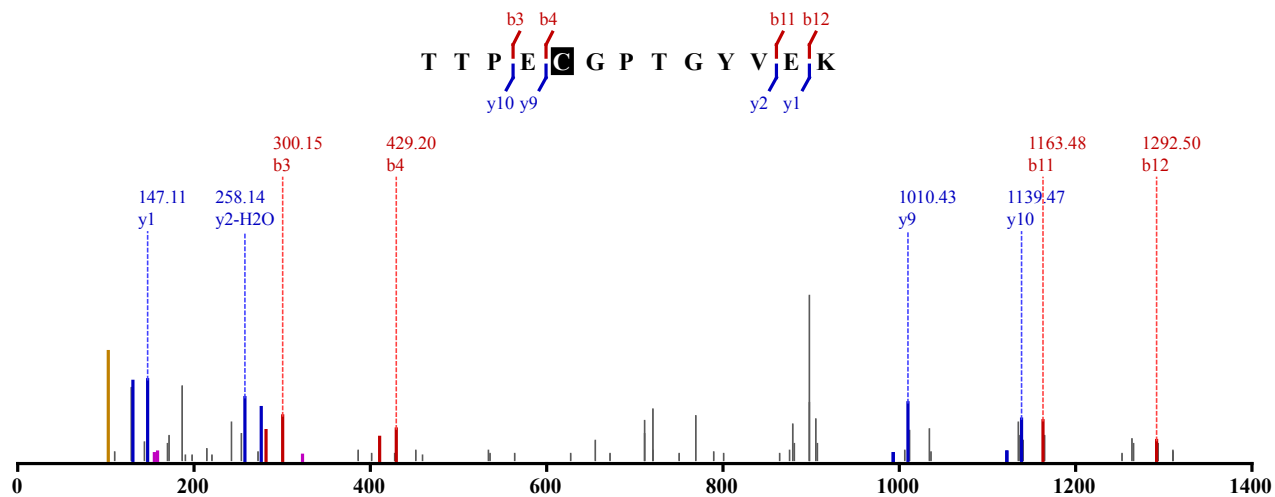
1 x Carbamidomethyl (C)
 Identified in MSS485 with qvalue 0.00
 Charge: 2, Exp. m/z: 719.830, Calc. m/z: 719.832
 Data File: HeLa_LysC_pH11_HCD_2, Scans: 25837 - 25837



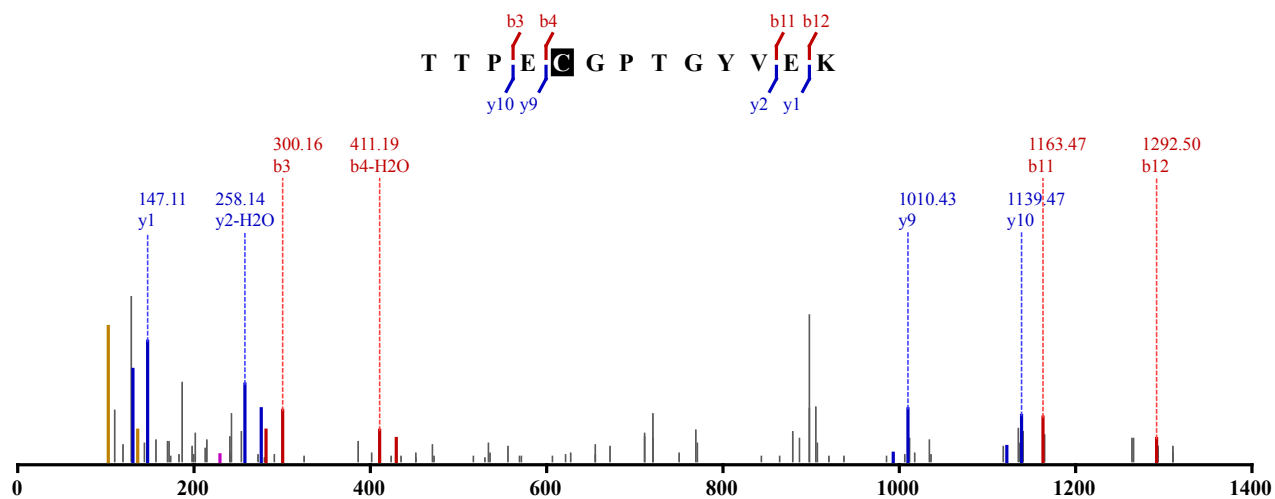
1 x Carbamidomethyl (C)
 Identified in MSS485 with qvalue 0.01
 Charge: 2, Exp. m/z: 719.813, Calc. m/z: 719.827
 Data File: HeLa_LysC_80pcACN_HCD_1, Scans: 31342 - 31342



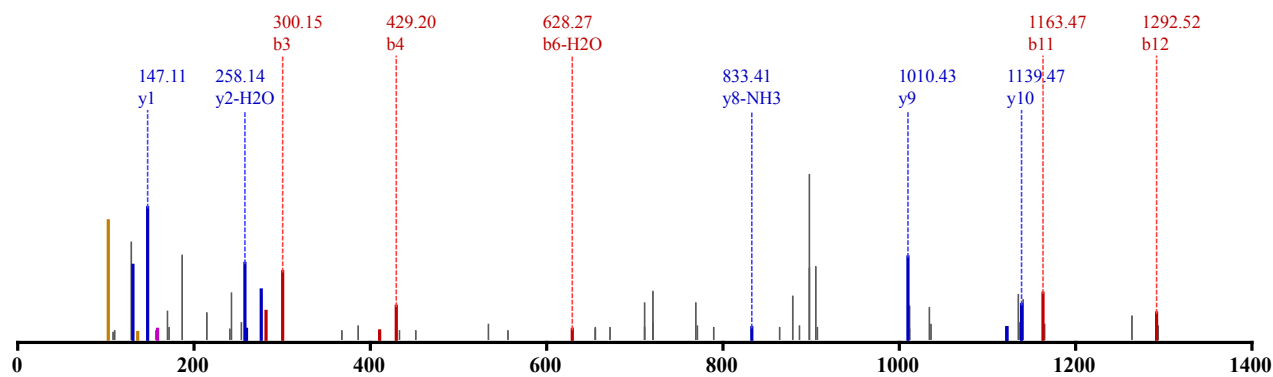
1 x Carbamidomethyl (C)
 Identified in MSS485 with qvalue 0.01
 Charge: 2, Exp. m/z: 719.812, Calc. m/z: 719.827
 Data File: HeLa_LysC_pH2_HCD_1, Scans: 27390 - 27390



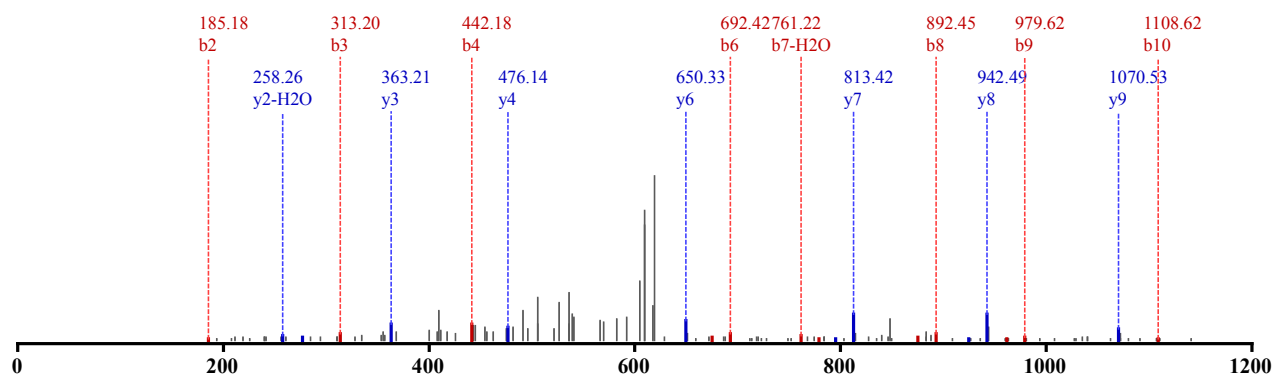
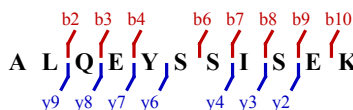
1 x Carbamidomethyl (C)
 Identified in MSS485 with qvalue 0.01
 Charge: 2, Exp. m/z: 719.812, Calc. m/z: 719.827
 Data File: HeLa_LysC_pH3_HCD_1, Scans: 30924 - 30924



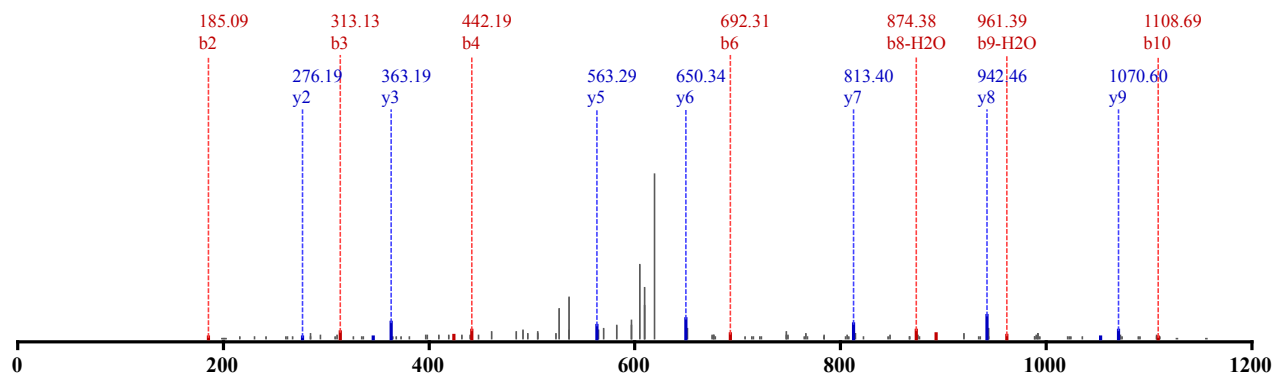
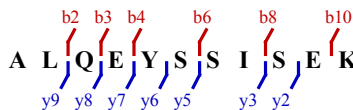
1 x Carbamidomethyl (C)
 Identified in MSS485 with qvalue 0.01
 Charge: 2, Exp. m/z: 719.812, Calc. m/z: 719.827
 Data File: HeLa_LysC_pH3_HCD_1, Scans: 31084 - 31084



Not Modified
 Identified in MSS481 with qvalue 0.00
 Charge: 2, Exp. m/z: 627.814, Calc. m/z: 627.812
 Data File: HeLa_LysC_pH6_CID_3xload_3, Scans: 13417 - 13417

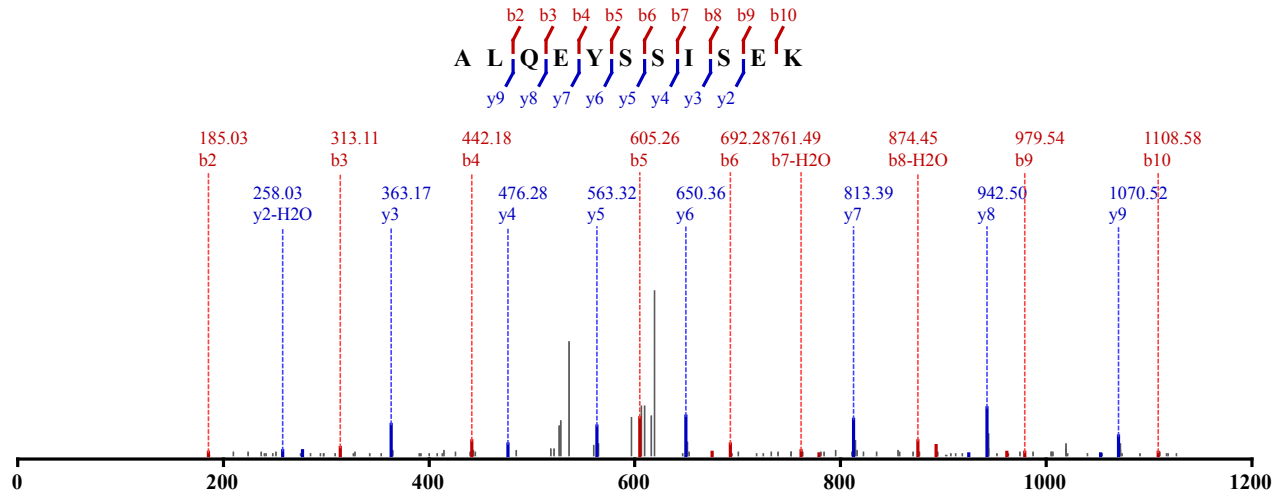


Not Modified
 Identified in MSS481 with qvalue 0.00
 Charge: 2, Exp. m/z: 627.817, Calc. m/z: 627.812
 Data File: HeLa_LysC_pH6_CID_3xload_2, Scans: 12831 - 12831



Not Modified
 Identified in MSS481 with qvalue 0.00
 Charge: 2, Exp. m/z: 628.314, Calc. m/z: 627.812

Data File: HeLa_LysC_pH8_CID_3xload_3, Scans: 19384 - 19384

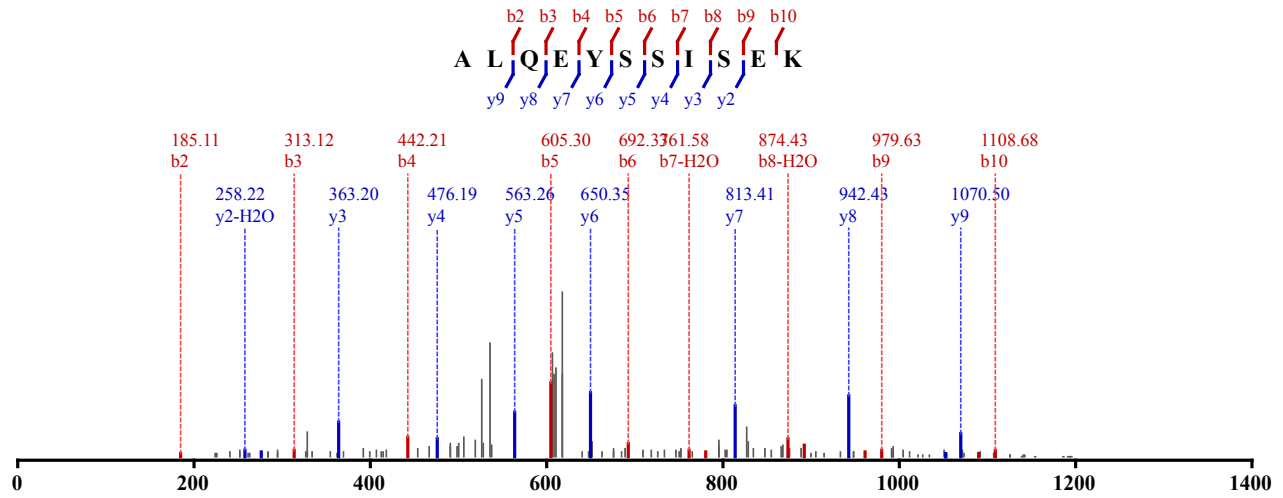


Not Modified

Identified in MSS481 with qvalue 0.00

Charge: 2, Exp. m/z: 627.815, Calc. m/z: 627.812

Data File: HeLa_LysC_pH8_CID_3xload_2, Scans: 16374 - 16374

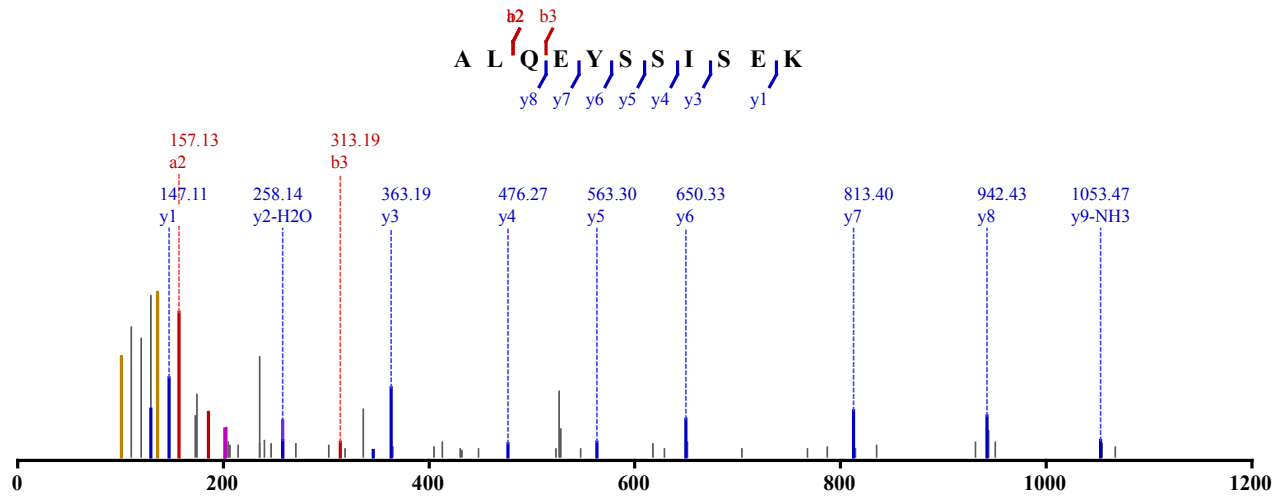


Not Modified

Identified in MSS484 with qvalue 0.00

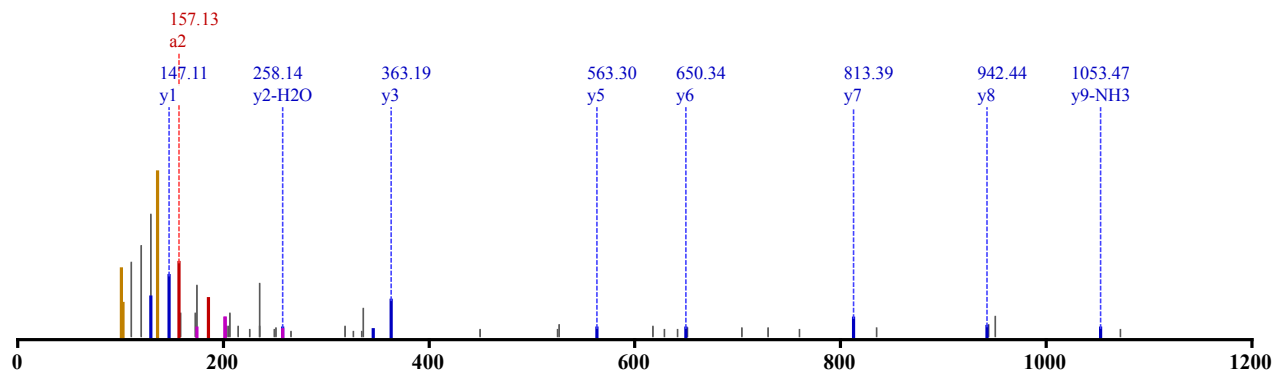
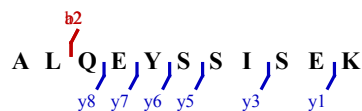
Charge: 2, Exp. m/z: 627.815, Calc. m/z: 627.812

Data File: HeLa_Try_pH6_HCD_2, Scans: 23327 - 23327

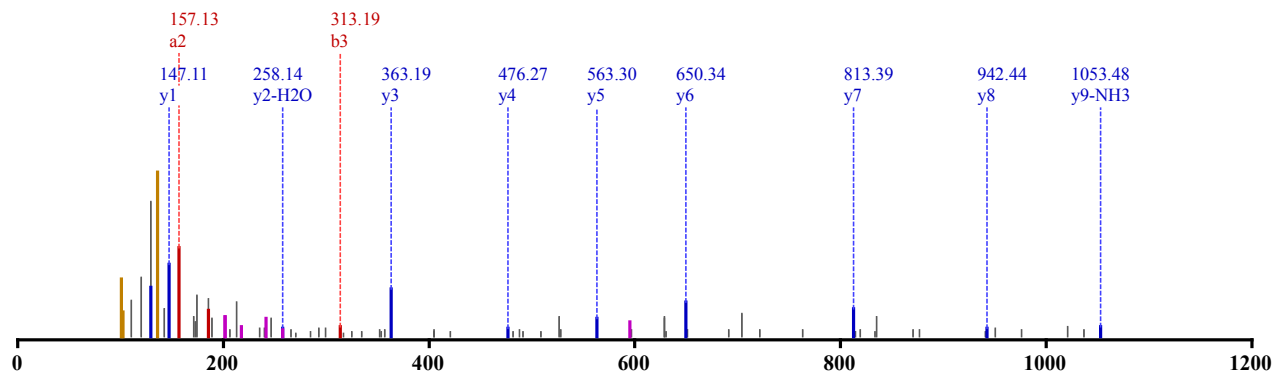
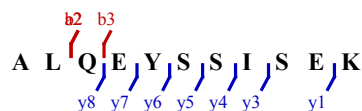


Not Modified

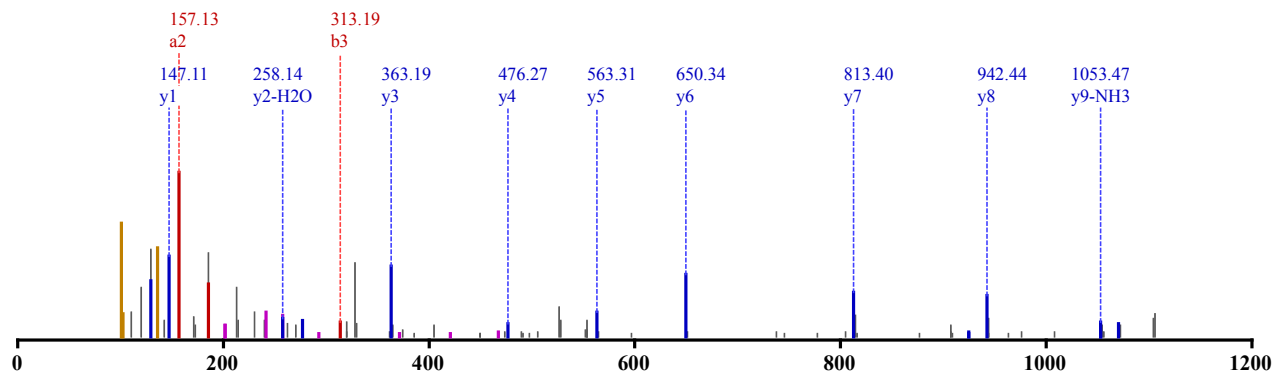
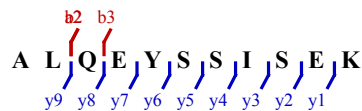
Identified in MSS484 with qvalue 0.01
 Charge: 2, Exp. m/z: 627.814, Calc. m/z: 627.812
 Data File: HeLa_Try_pH6_HCD_3, Scans: 23559 - 23559

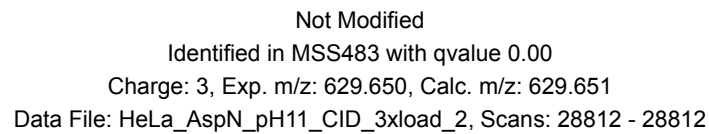
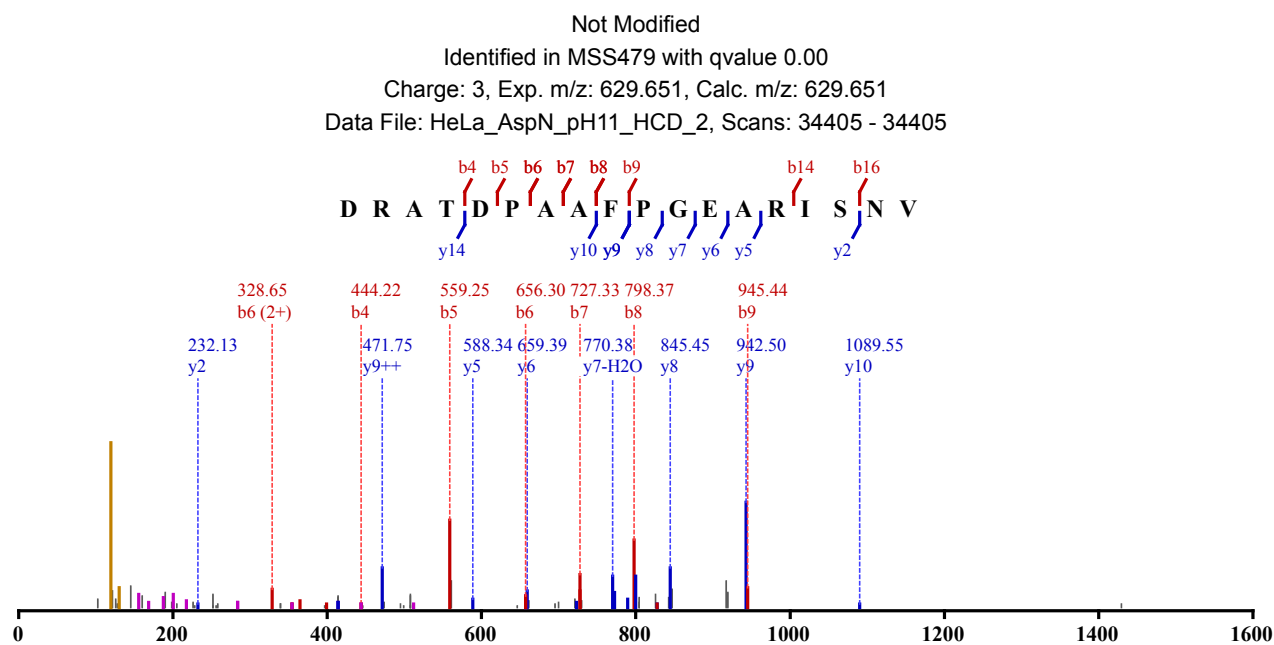
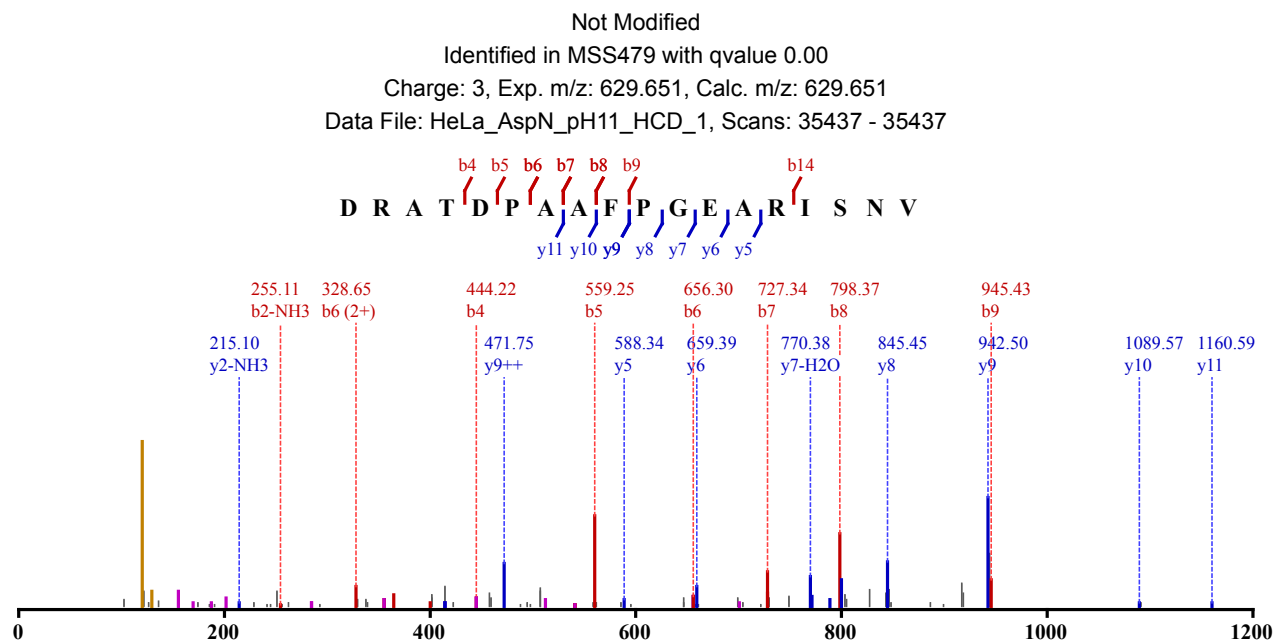


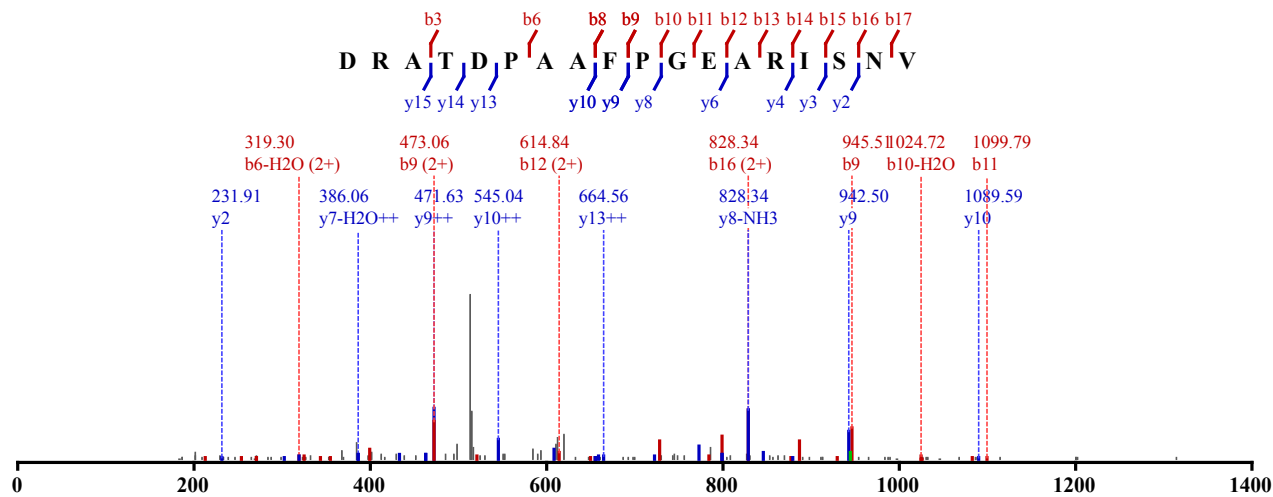
Not Modified
 Identified in MSS484 with qvalue 0.00
 Charge: 2, Exp. m/z: 627.814, Calc. m/z: 627.812
 Data File: HeLa_Try_pH8_HCD_3, Scans: 24285 - 24285



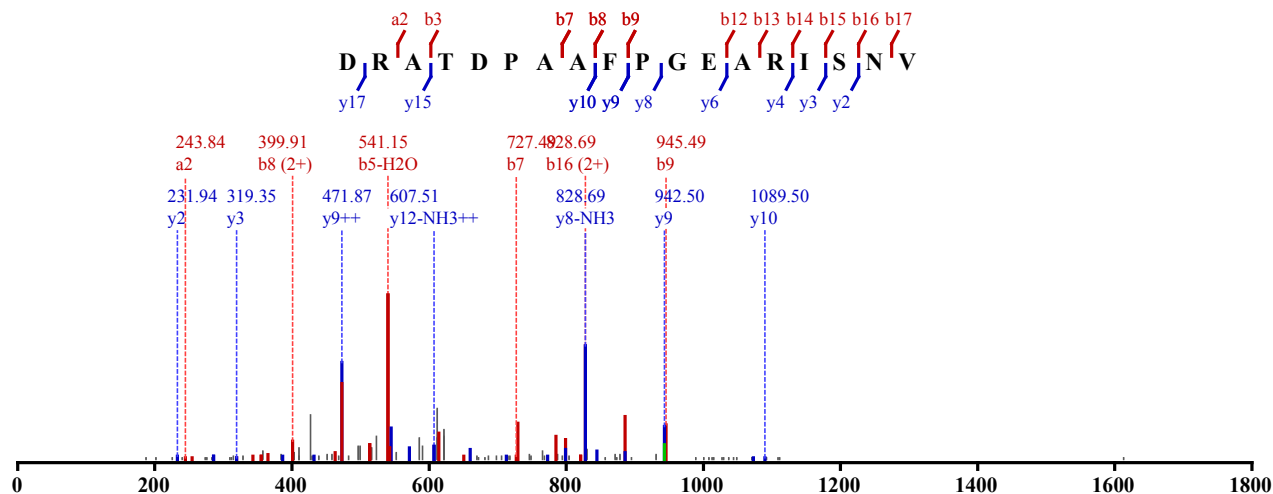
Not Modified
 Identified in MSS485 with qvalue 0.00
 Charge: 2, Exp. m/z: 627.814, Calc. m/z: 627.812
 Data File: HeLa_LysC_pH8_HCD_3, Scans: 24104 - 24104



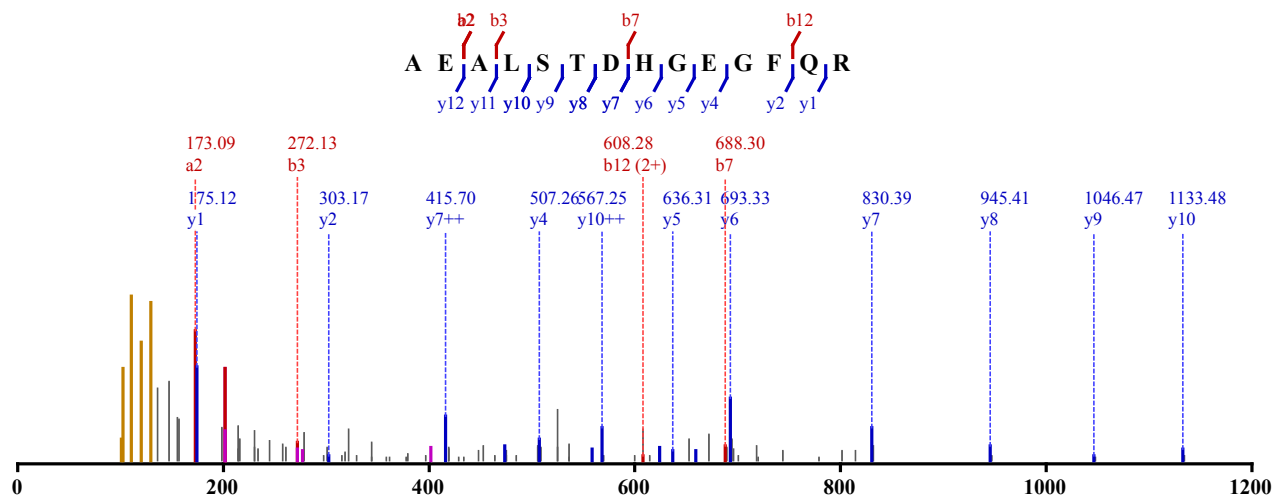




Not Modified
 Identified in MSS483 with qvalue 0.00
 Charge: 3, Exp. m/z: 629.651, Calc. m/z: 629.651
 Data File: HeLa_AspN_pH11_CID_3xload, Scans: 28126 - 28126

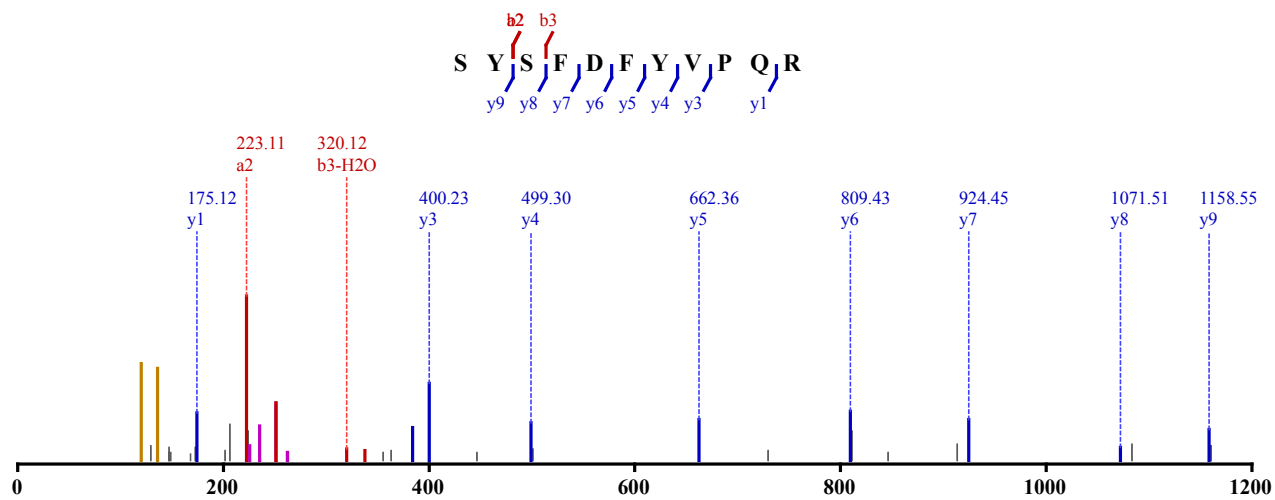


Not Modified
 Identified in MSS484 with qvalue 0.00
 Charge: 3, Exp. m/z: 506.571, Calc. m/z: 506.571
 Data File: HeLa_Try_pH8_HCD_1, Scans: 20113 - 20113



Not Modified
 Identified in MSS484 with qvalue 0.00
 Charge: 2, Exp. m/z: 704.831, Calc. m/z: 704.832

Data File: HeLa_Try_pH4_HCD_1, Scans: 44915 - 44915

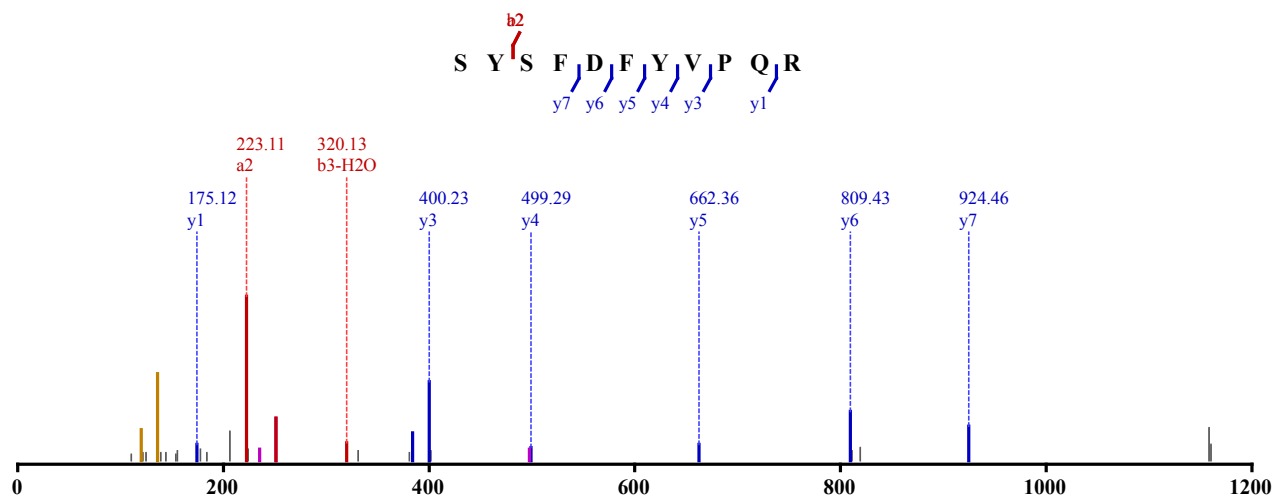


Not Modified

Identified in MSS484 with qvalue 0.00

Charge: 2, Exp. m/z: 704.830, Calc. m/z: 704.832

Data File: HeLa_Try_pH4_HCD_2, Scans: 44221 - 44221

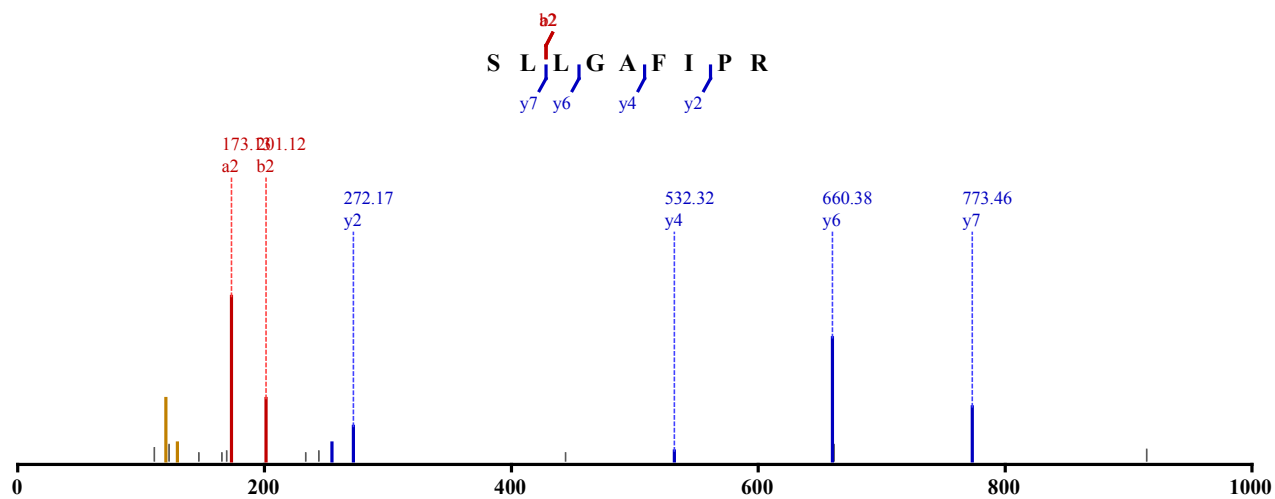


Not Modified

Identified in MSS487 with qvalue 0.00

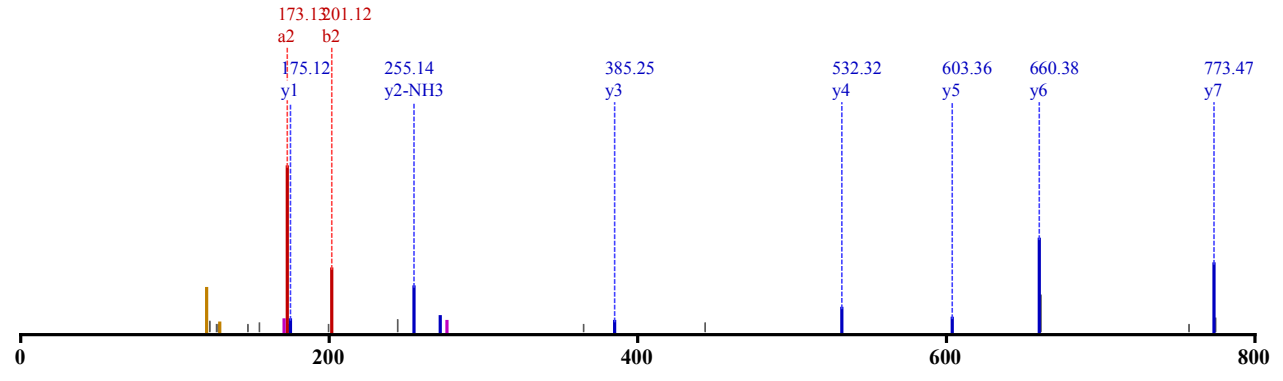
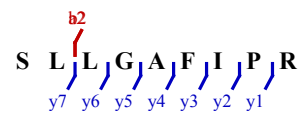
Charge: 2, Exp. m/z: 487.295, Calc. m/z: 487.295

Data File: HeLa_ArgC-Try_pH3_HCD_2, Scans: 43510 - 43510

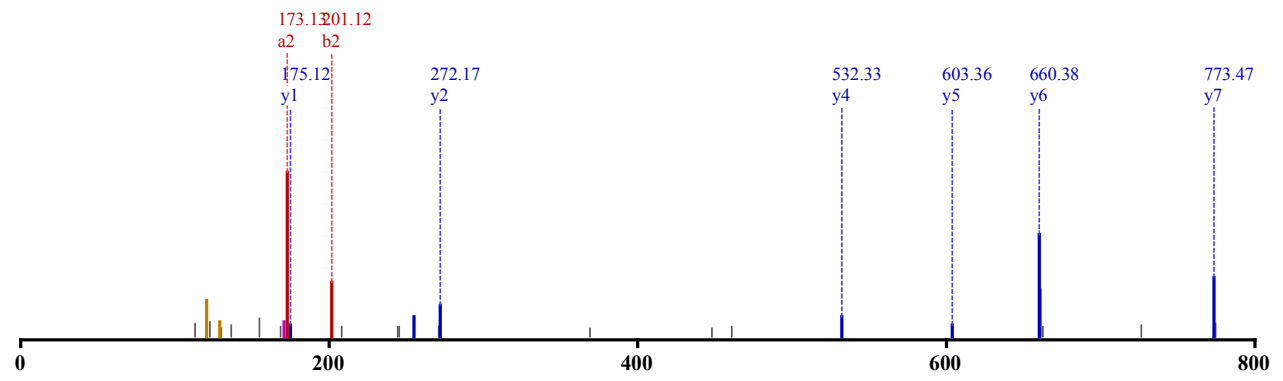
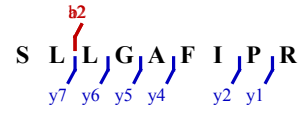


Not Modified

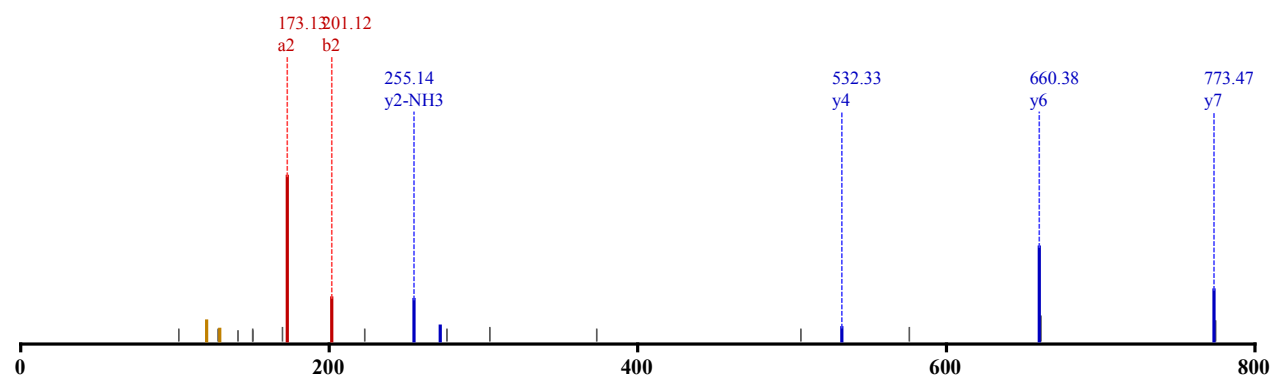
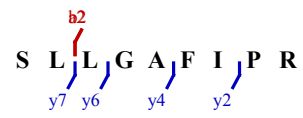
Identified in MSS487 with qvalue 0.00
 Charge: 2, Exp. m/z: 487.295, Calc. m/z: 487.295
 Data File: HeLa_ArgC-Try_pH3_HCD_1, Scans: 39017 - 39017

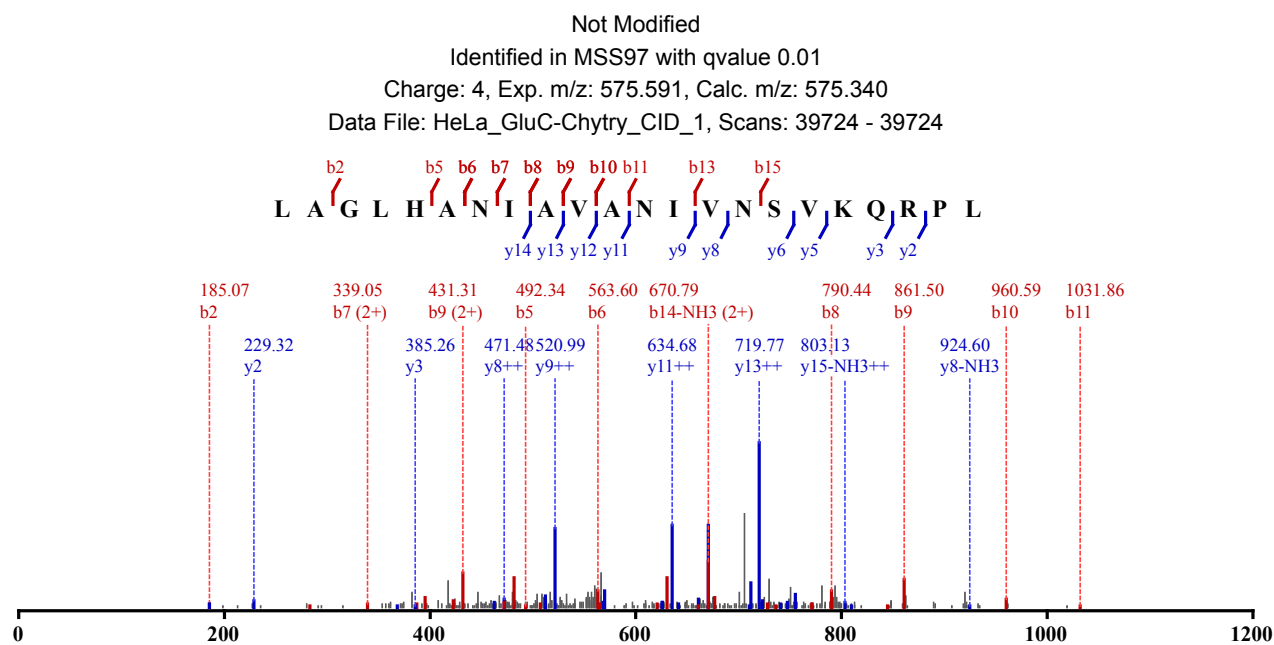
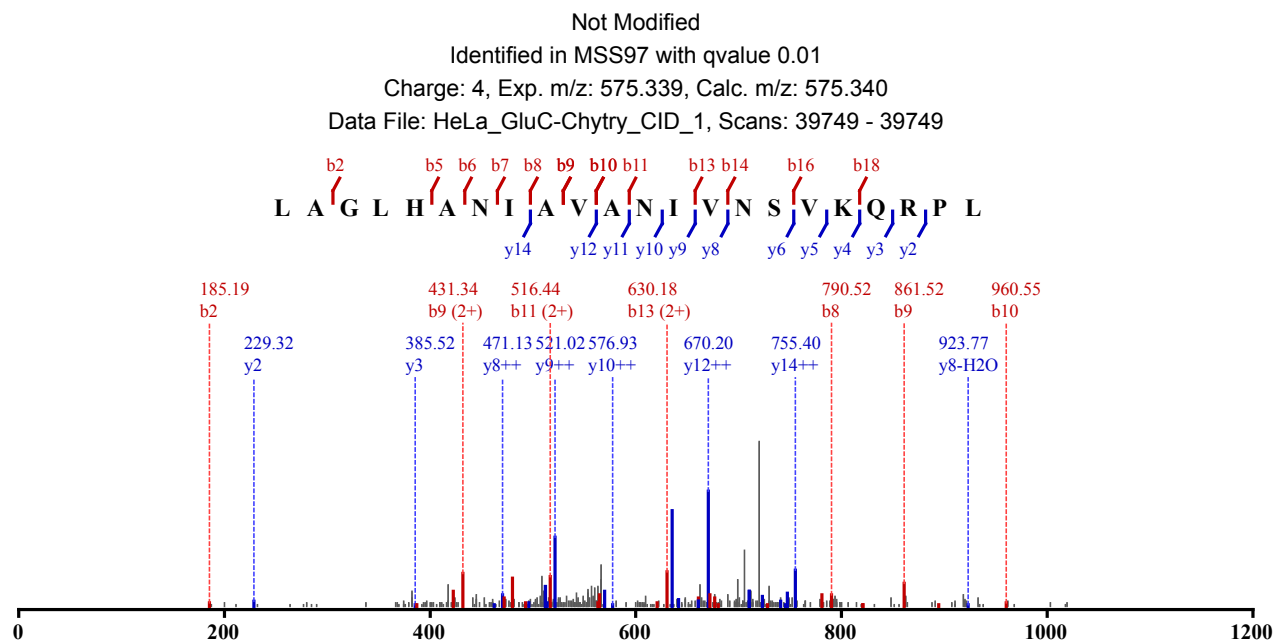


Not Modified
 Identified in MSS487 with qvalue 0.00
 Charge: 2, Exp. m/z: 487.294, Calc. m/z: 487.295
 Data File: HeLa_ArgC-Try_pH3_HCD_2, Scans: 43421 - 43421

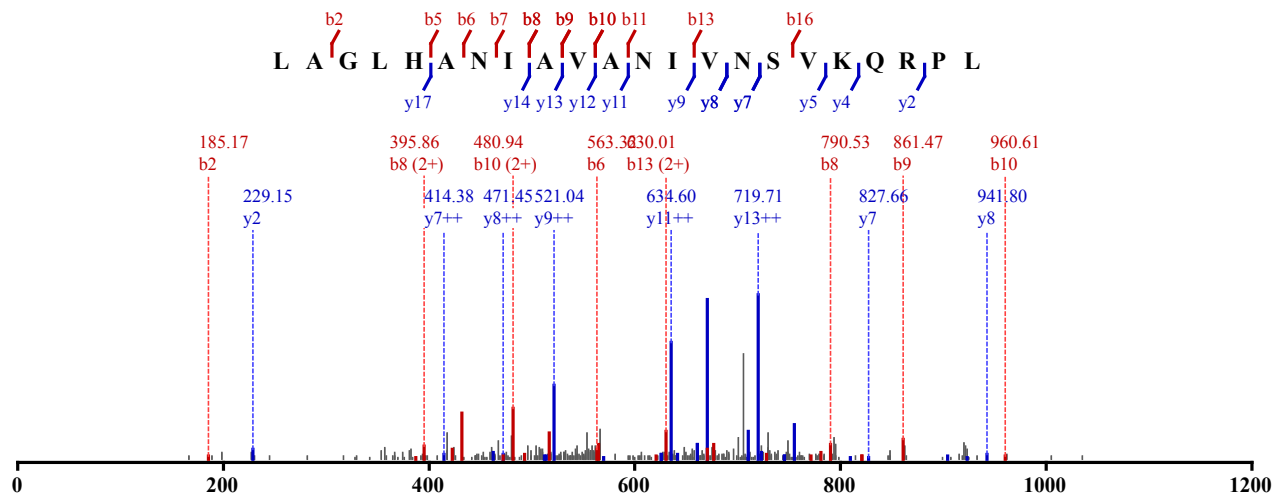


Not Modified
 Identified in MSS487 with qvalue 0.00
 Charge: 2, Exp. m/z: 487.296, Calc. m/z: 487.295
 Data File: HeLa_ArgC-Try_pH3_HCD_3, Scans: 44024 - 44024

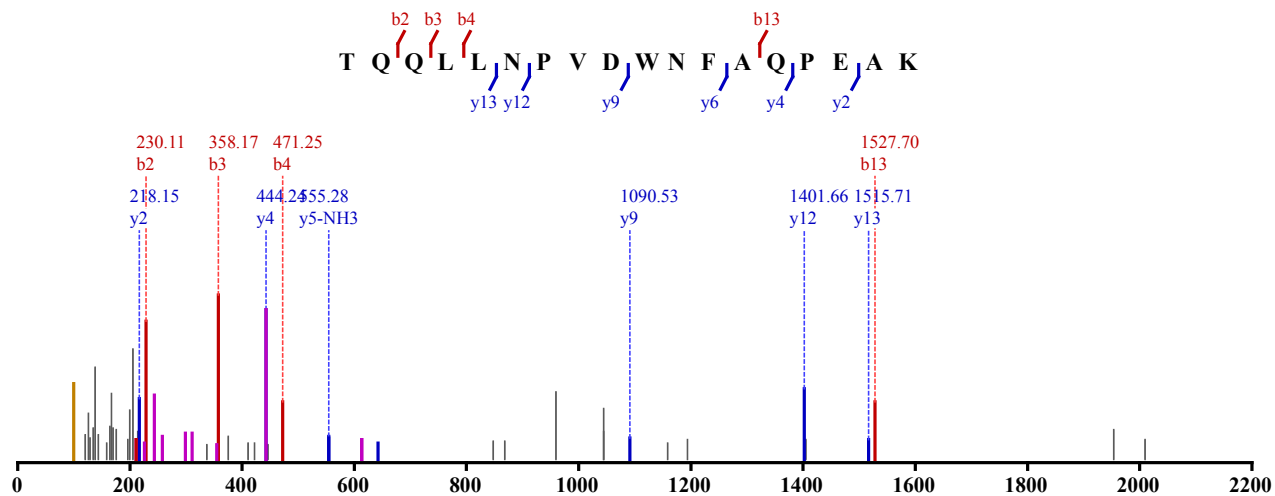




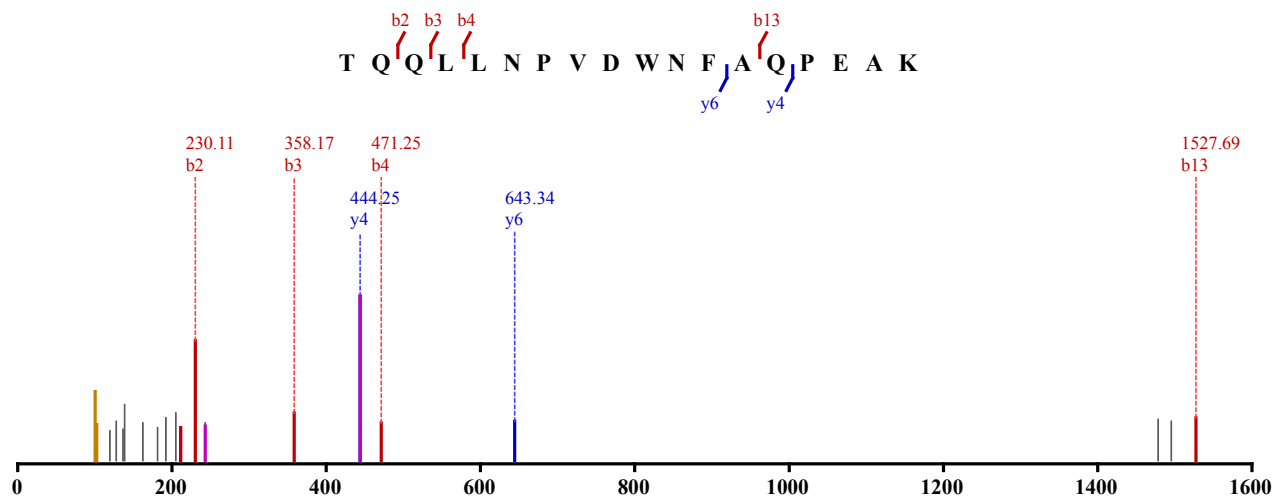
Not Modified
 Identified in MSS149 with qvalue 0.00
 Charge: 4, Exp. m/z: 575.341, Calc. m/z: 575.340
 Data File: HeLa_Chtry_CID_1, Scans: 35478 - 35478



Not Modified
 Identified in MSS484 with qvalue 0.00
 Charge: 2, Exp. m/z: 1050.530, Calc. m/z: 1050.032
 Data File: HeLa_Try_pH3_HCD_1, Scans: 53004 - 53004

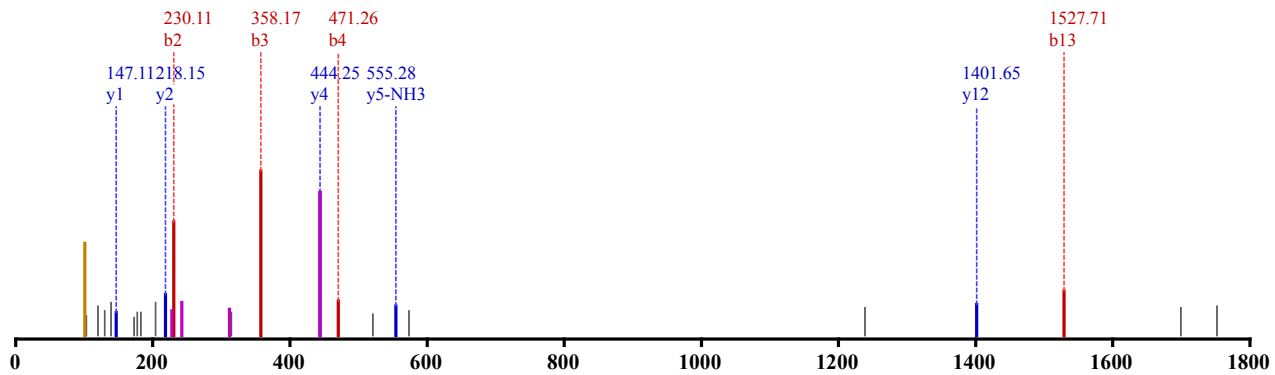


Not Modified
 Identified in MSS484 with qvalue 0.00
 Charge: 2, Exp. m/z: 1050.030, Calc. m/z: 1050.032
 Data File: HeLa_Try_pH3_HCD_3, Scans: 51141 - 51141



Not Modified
 Identified in MSS484 with qvalue 0.00
 Charge: 2, Exp. m/z: 1050.030, Calc. m/z: 1050.032

Data File: HeLa_Try_pH3_HCD_2, Scans: 52834 - 52834

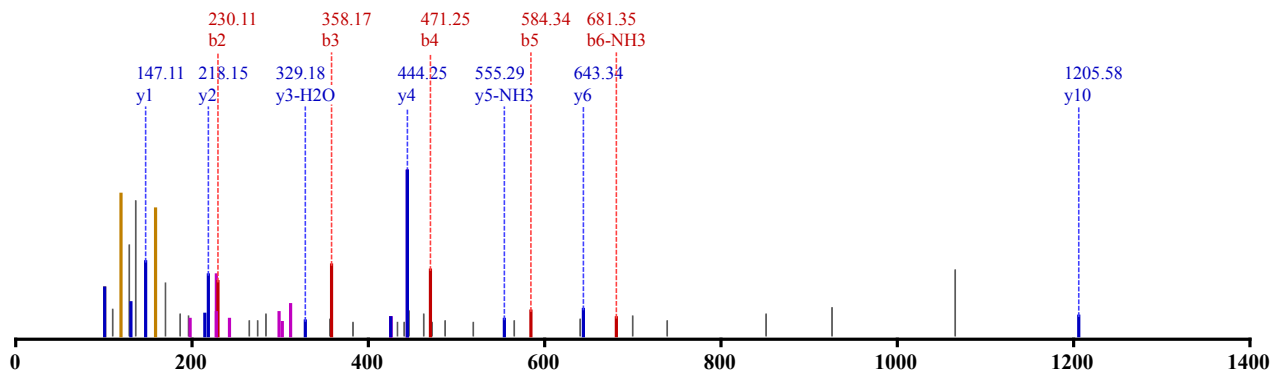
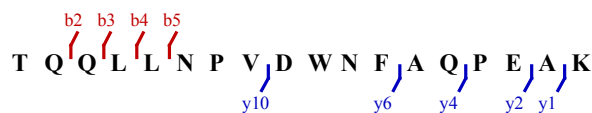


Not Modified

Identified in MSS485 with qvalue 0.00

Charge: 3, Exp. m/z: 700.357, Calc. m/z: 700.357

Data File: HeLa_LysC_pH3_HCD_2, Scans: 51547 - 51547

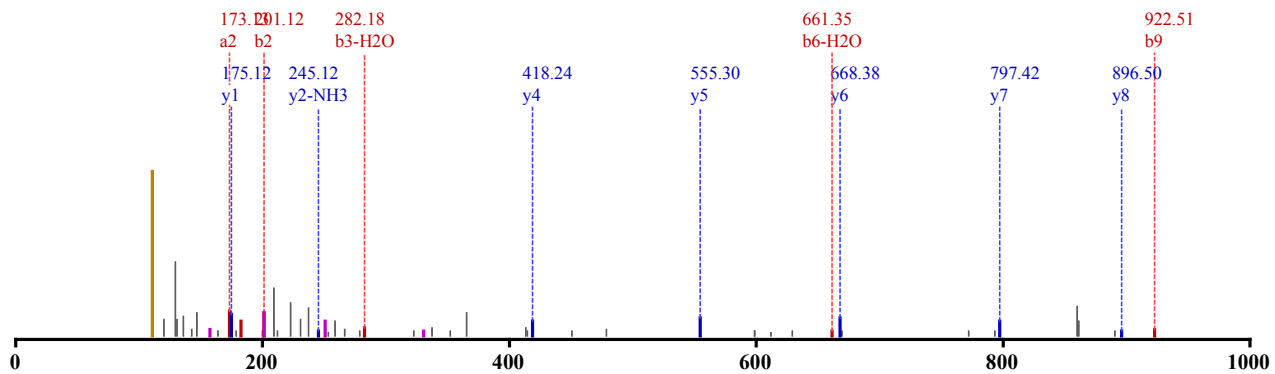
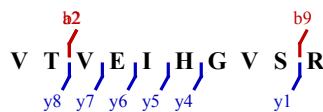


Not Modified

Identified in MSS484 with qvalue 0.00

Charge: 2, Exp. m/z: 548.809, Calc. m/z: 548.807

Data File: HeLa_Try_80pcACN_HCD_3, Scans: 17891 - 17891

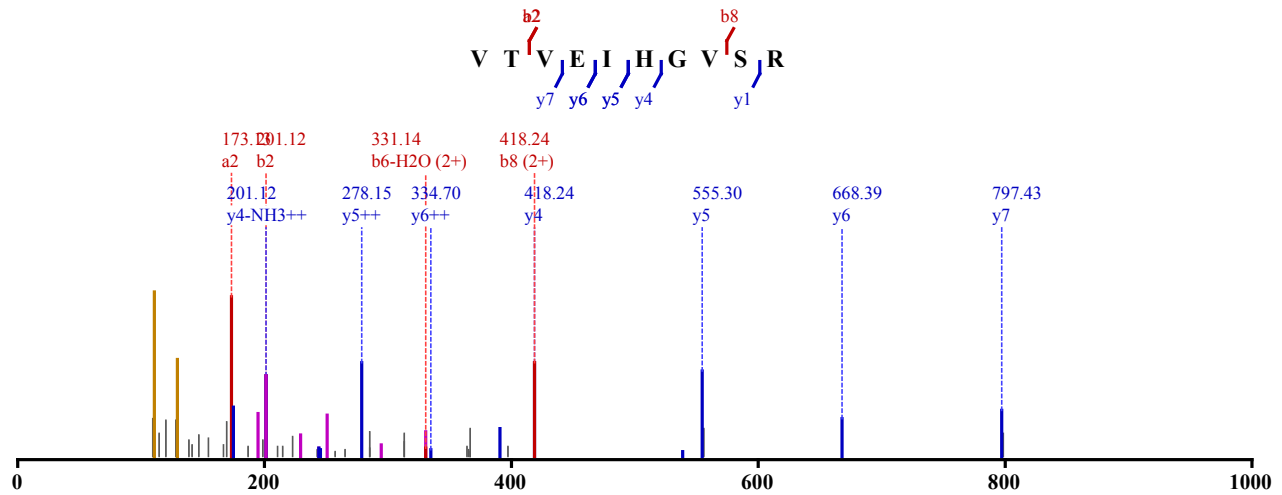


Not Modified

Identified in MSS484 with qvalue 0.00

Charge: 3, Exp. m/z: 366.209, Calc. m/z: 366.207

Data File: HeLa_Try_80pcACN_HCD_3, Scans: 17872 - 17872

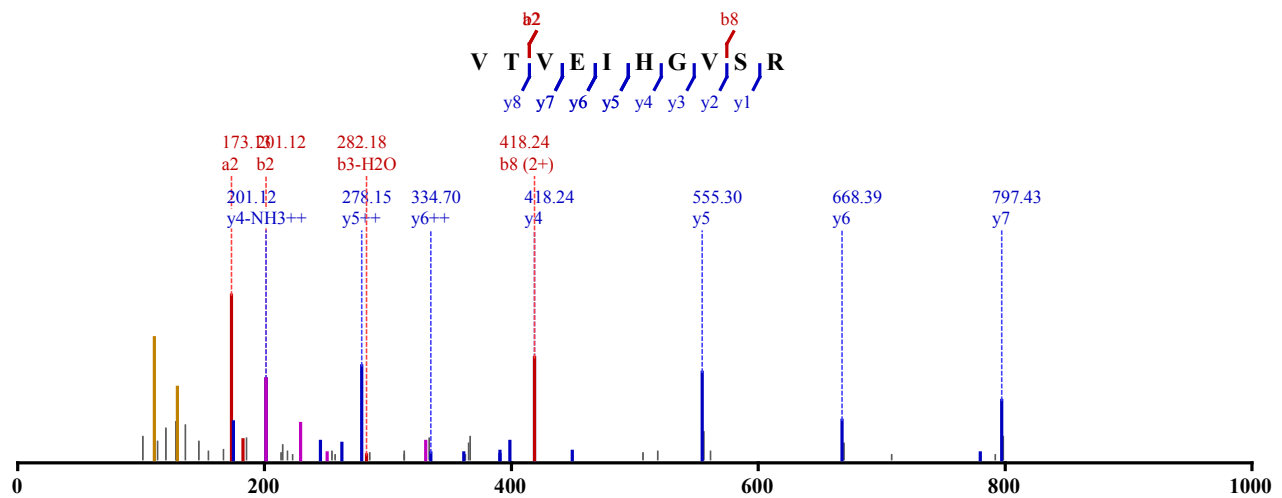


Not Modified

Identified in MSS484 with qvalue 0.00

Charge: 3, Exp. m/z: 366.209, Calc. m/z: 366.207

Data File: HeLa_Try_80pcACN_HCD_2, Scans: 18599 - 18599

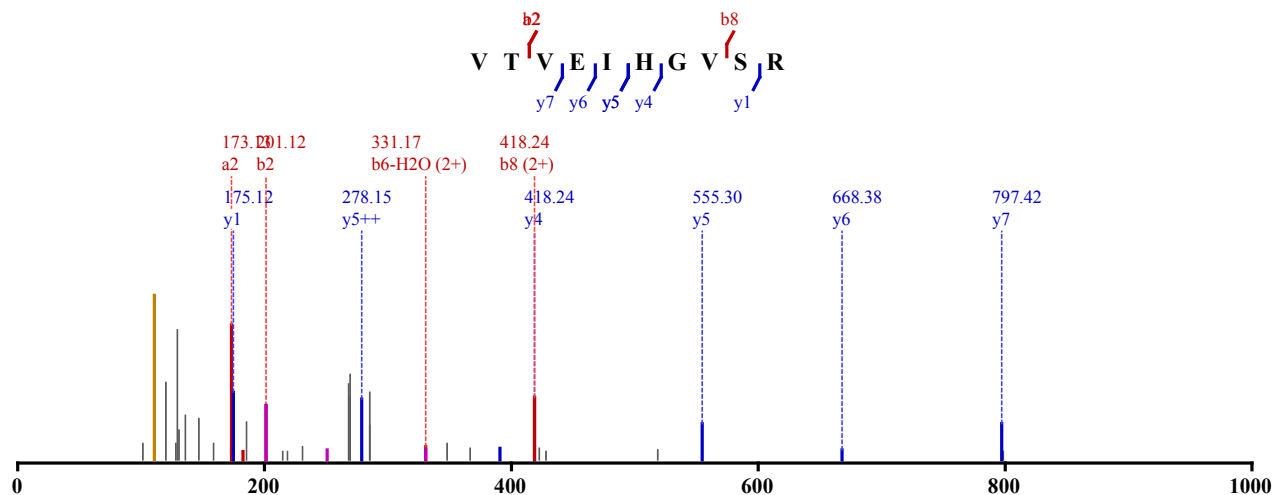


Not Modified

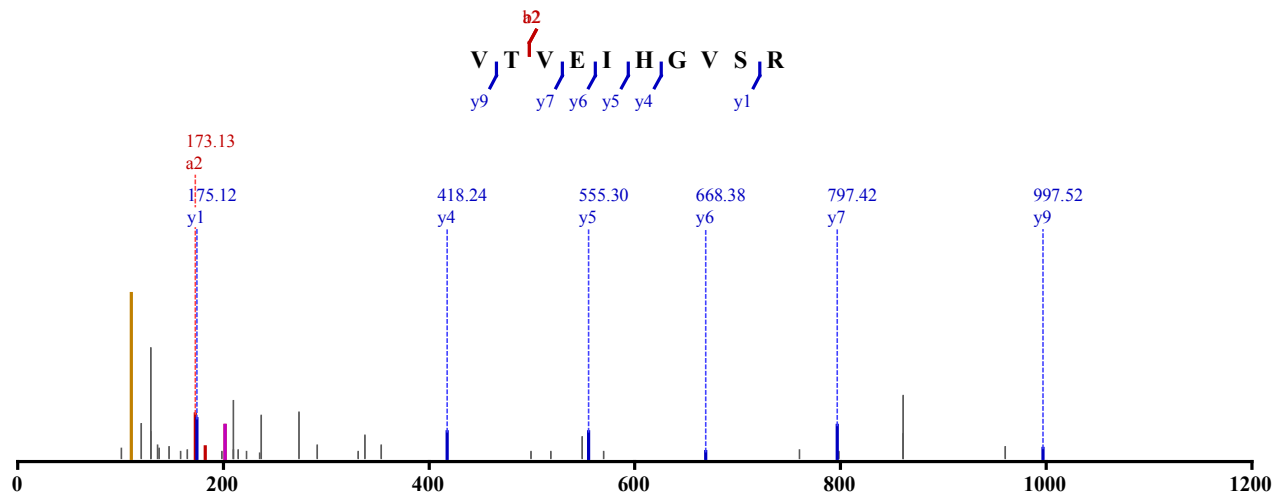
Identified in MSS487 with qvalue 0.00

Charge: 3, Exp. m/z: 366.208, Calc. m/z: 366.207

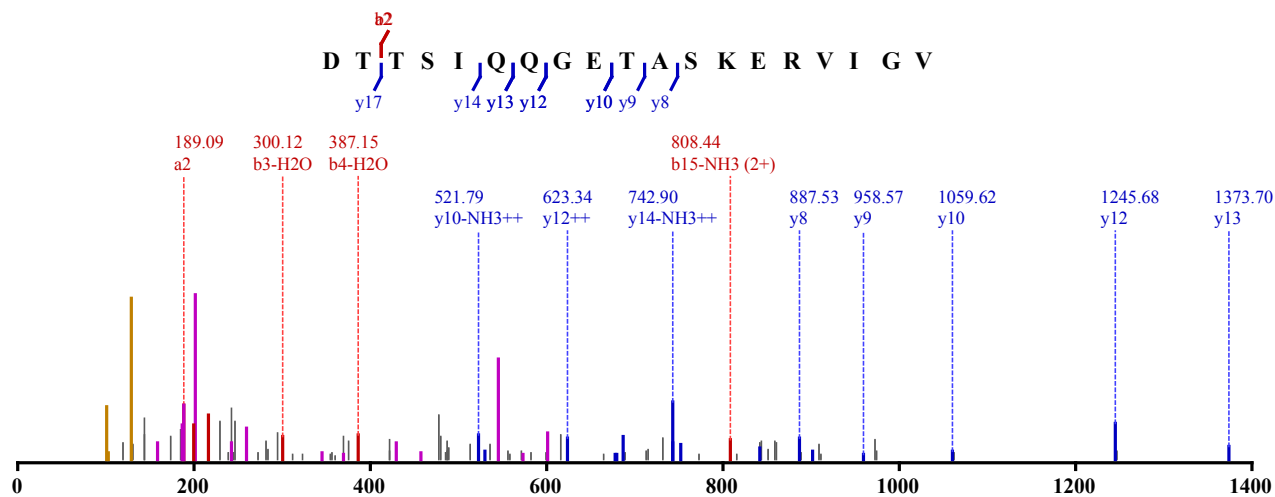
Data File: HeLa_ArgC-Try_80pcACN_HCD_1, Scans: 15136 - 15136



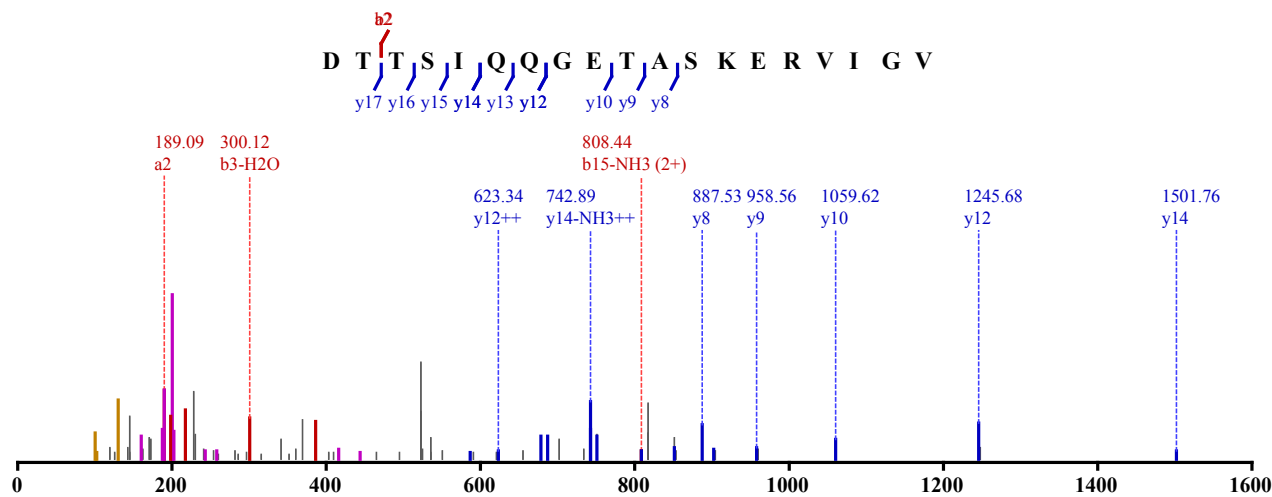
Not Modified
 Identified in MSS487 with qvalue 0.00
 Charge: 2, Exp. m/z: 548.808, Calc. m/z: 548.807
 Data File: HeLa_ArgC-Try_80pcACN_HCD_1, Scans: 15141 - 15141



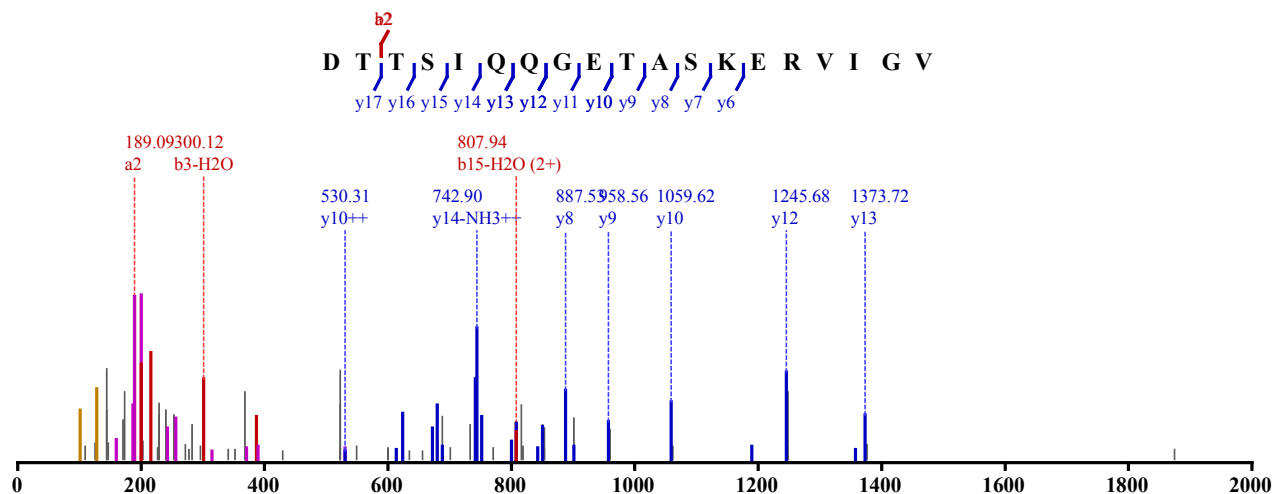
Not Modified
 Identified in MSS479 with qvalue 0.00
 Charge: 3, Exp. m/z: 673.682, Calc. m/z: 673.684
 Data File: HeLa_AspN_pH8_HCD_2, Scans: 25123 - 25123



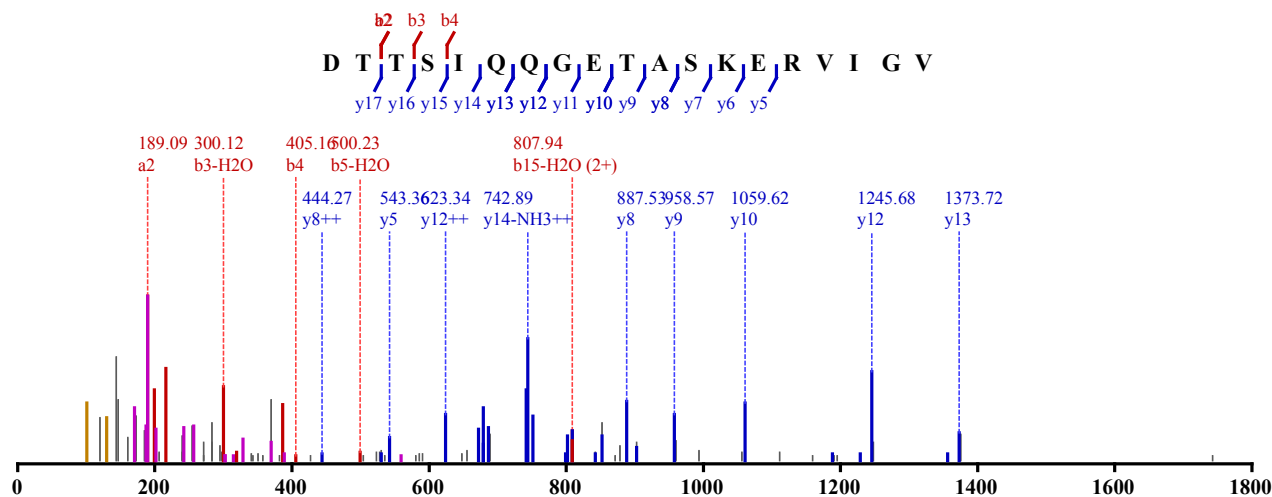
Not Modified
 Identified in MSS479 with qvalue 0.00
 Charge: 3, Exp. m/z: 673.683, Calc. m/z: 673.684
 Data File: HeLa_AspN_pH8_HCD_1, Scans: 25859 - 25859



Not Modified
 Identified in MSS479 with qvalue 0.00
 Charge: 3, Exp. m/z: 673.684, Calc. m/z: 673.684
 Data File: HeLa_AspN_pH11_HCD_1, Scans: 28430 - 28430

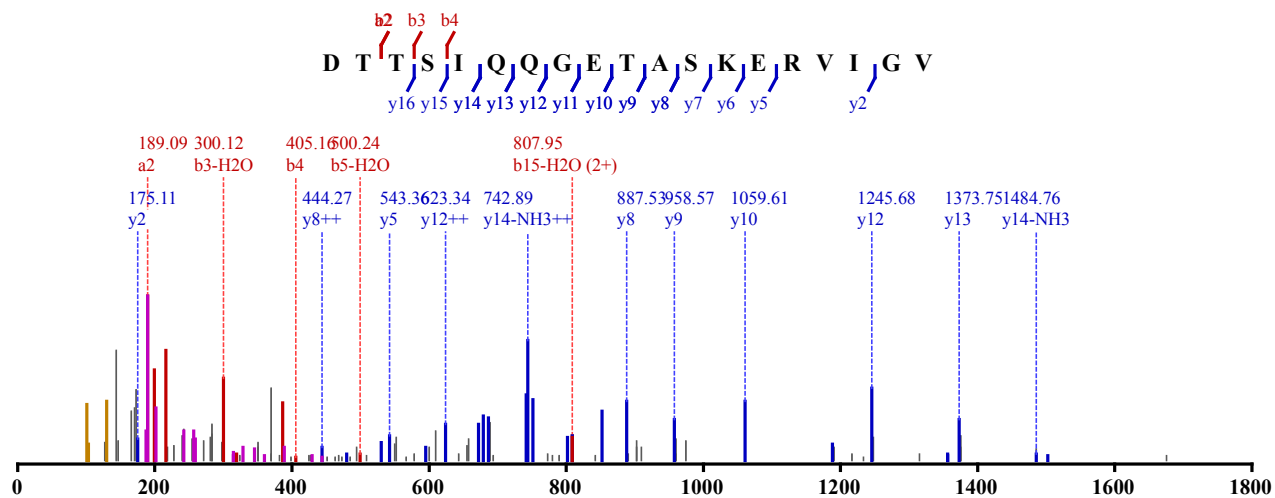


Not Modified
 Identified in MSS479 with qvalue 0.00
 Charge: 3, Exp. m/z: 673.683, Calc. m/z: 673.684
 Data File: HeLa_AspN_pH11_HCD_1, Scans: 28526 - 28526



Not Modified
 Identified in MSS479 with qvalue 0.00
 Charge: 3, Exp. m/z: 673.683, Calc. m/z: 673.684

Data File: HeLa_AspN_pH11_HCD_2, Scans: 27545 - 27545

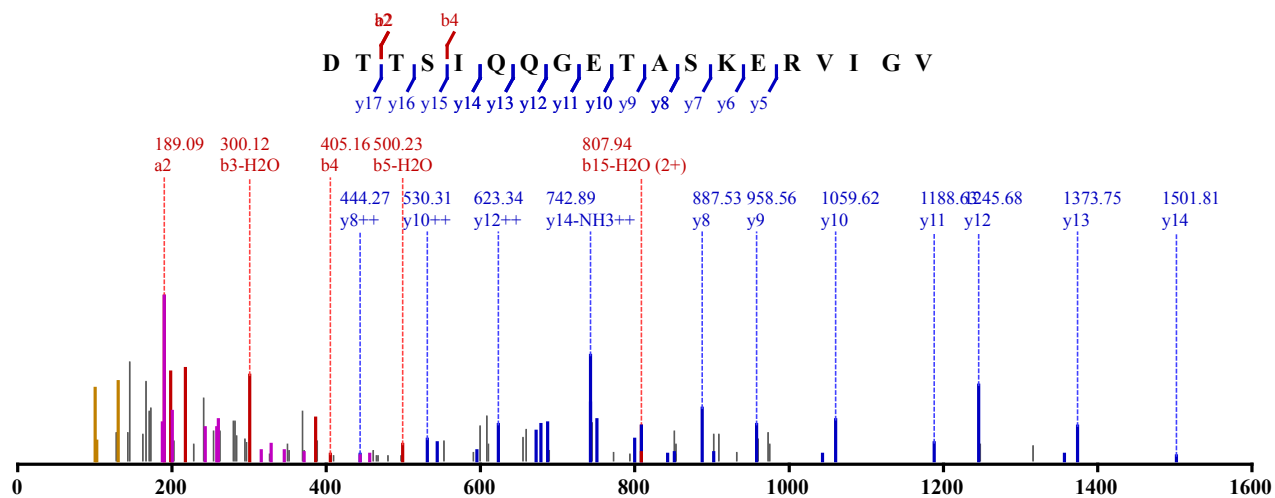


Not Modified

Identified in MSS479 with qvalue 0.00

Charge: 3, Exp. m/z: 673.683, Calc. m/z: 673.684

Data File: HeLa_AspN_pH11_HCD_3, Scans: 26935 - 26935

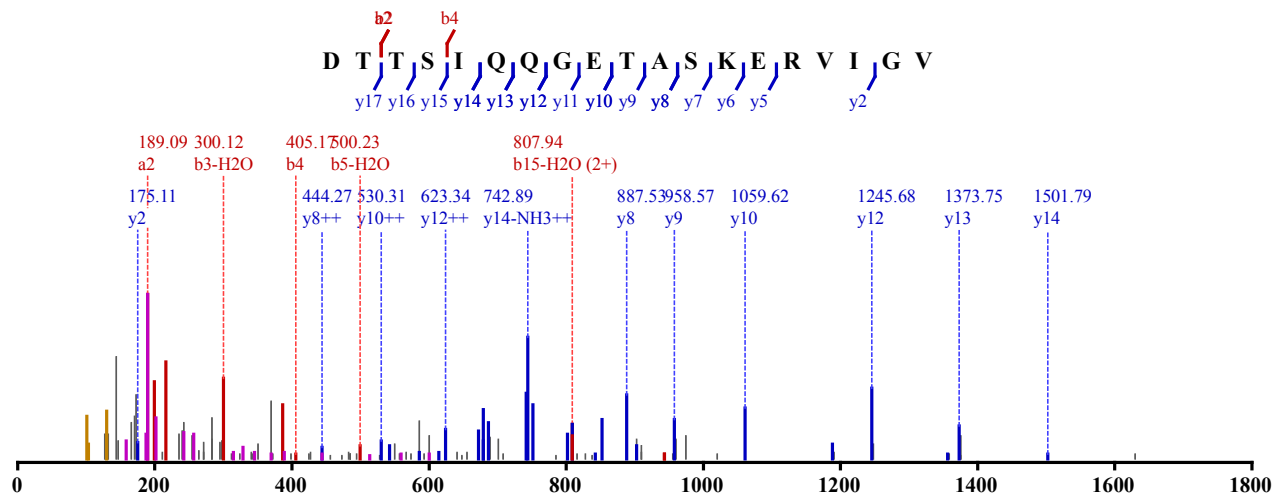


Not Modified

Identified in MSS479 with qvalue 0.00

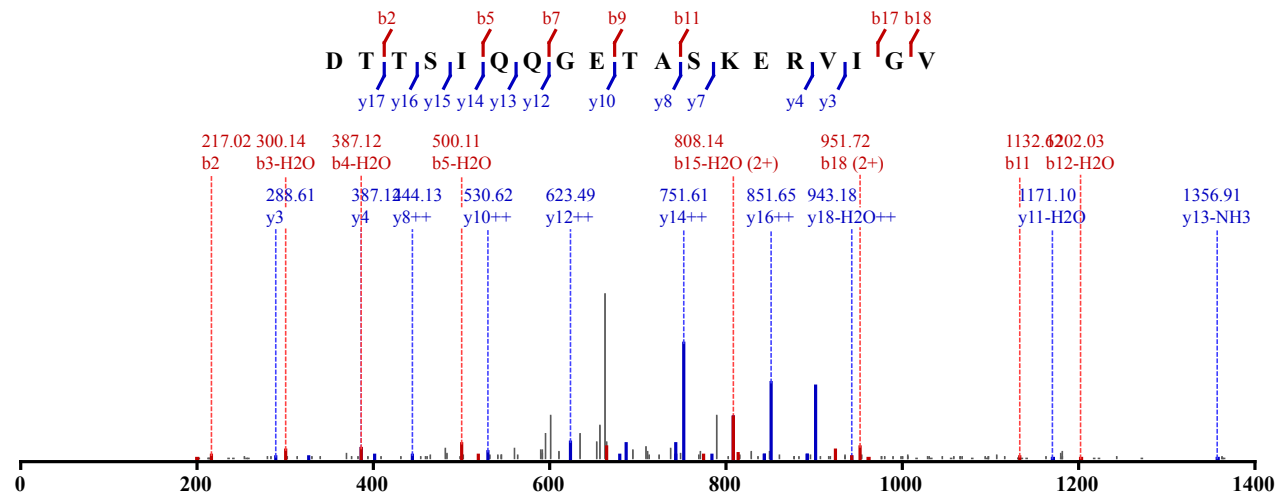
Charge: 3, Exp. m/z: 673.683, Calc. m/z: 673.684

Data File: HeLa_AspN_pH11_HCD_3, Scans: 27029 - 27029

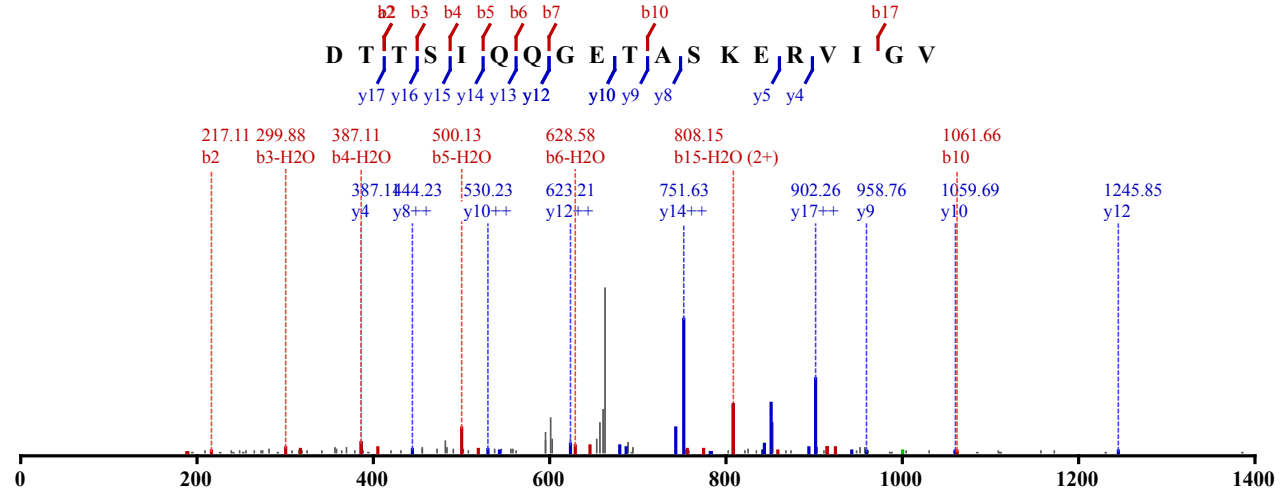


Not Modified

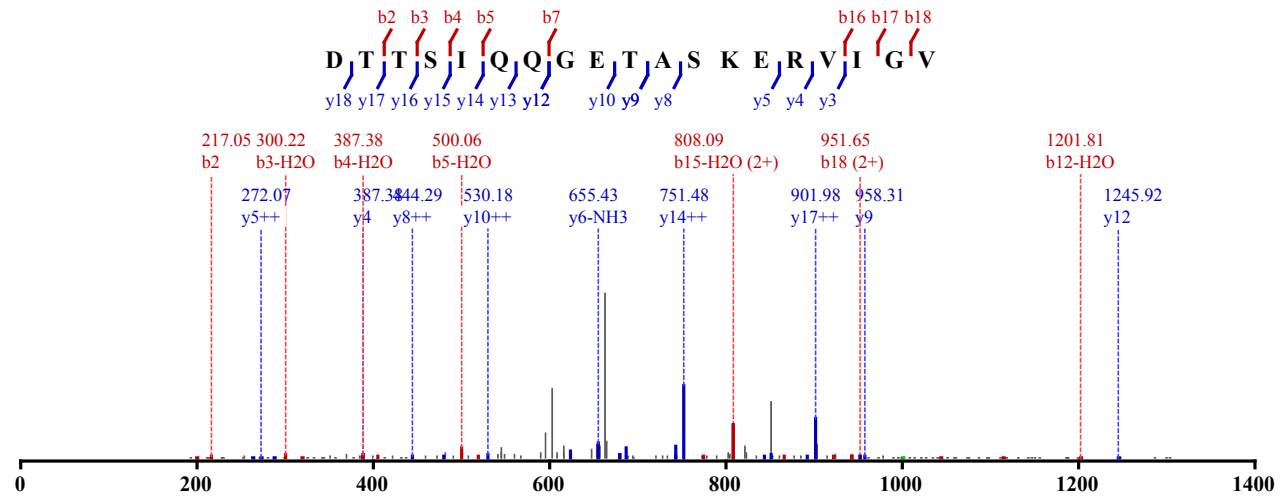
Identified in MSS483 with qvalue 0.00
 Charge: 3, Exp. m/z: 673.684, Calc. m/z: 673.684
 Data File: HeLa_AspN_pH11_CID_3xload_2, Scans: 22106 - 22106

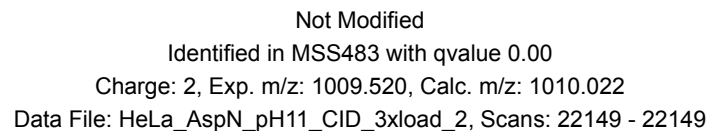
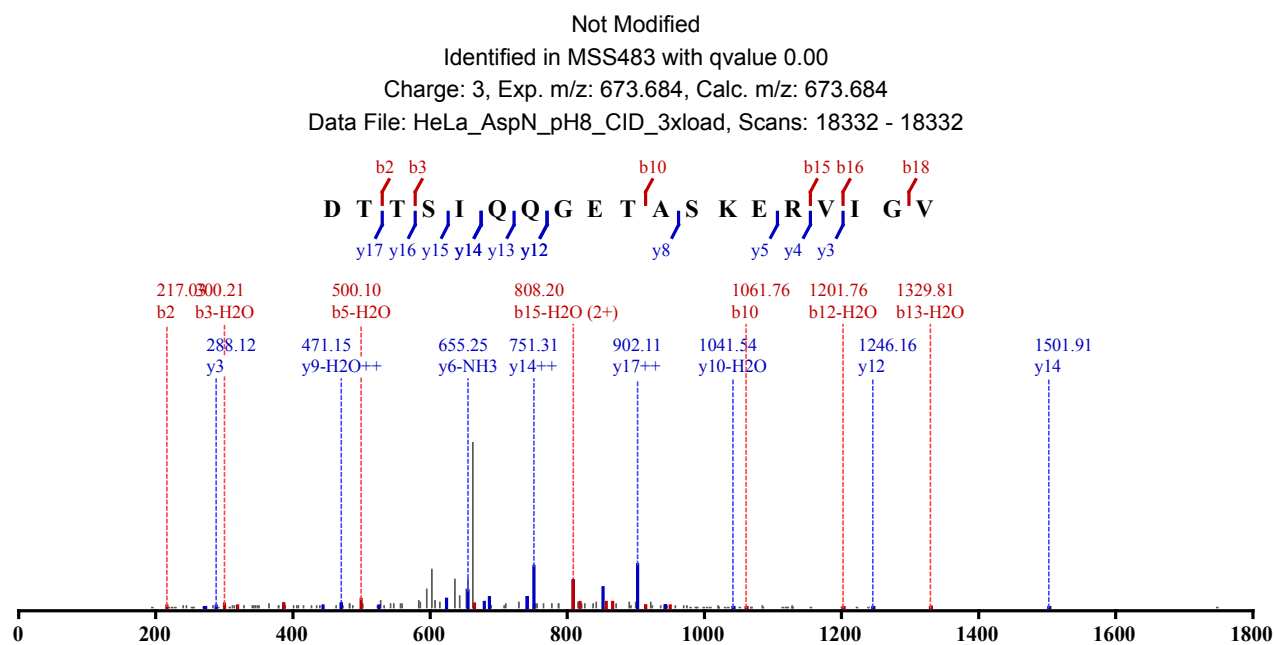
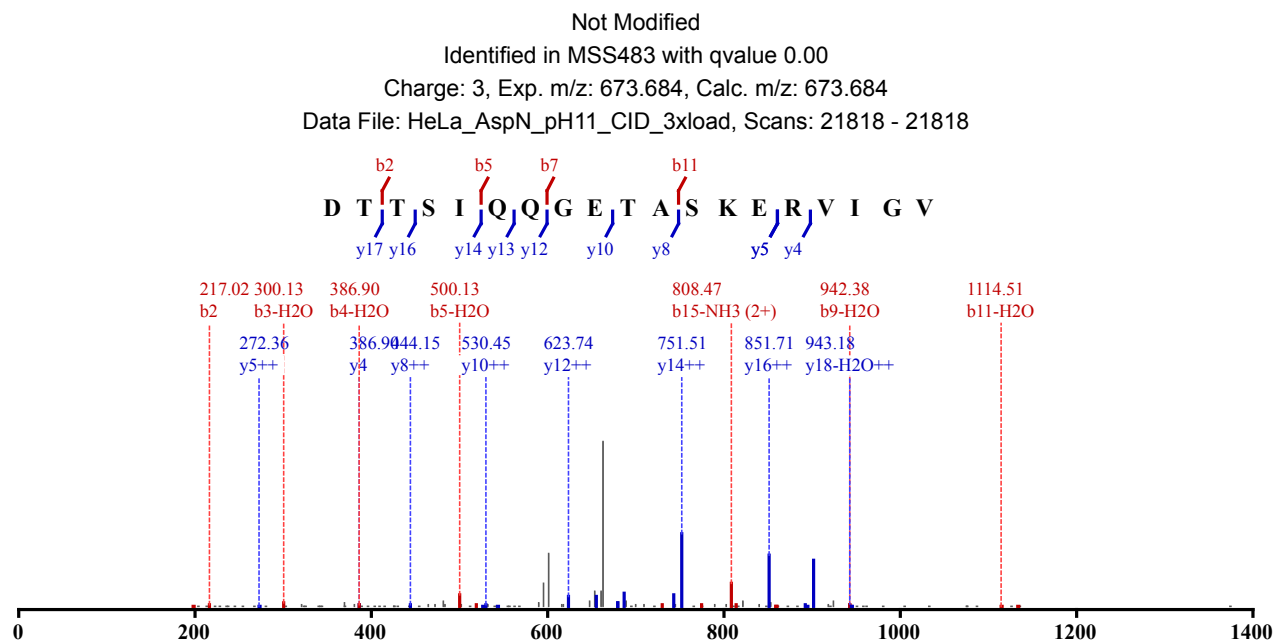


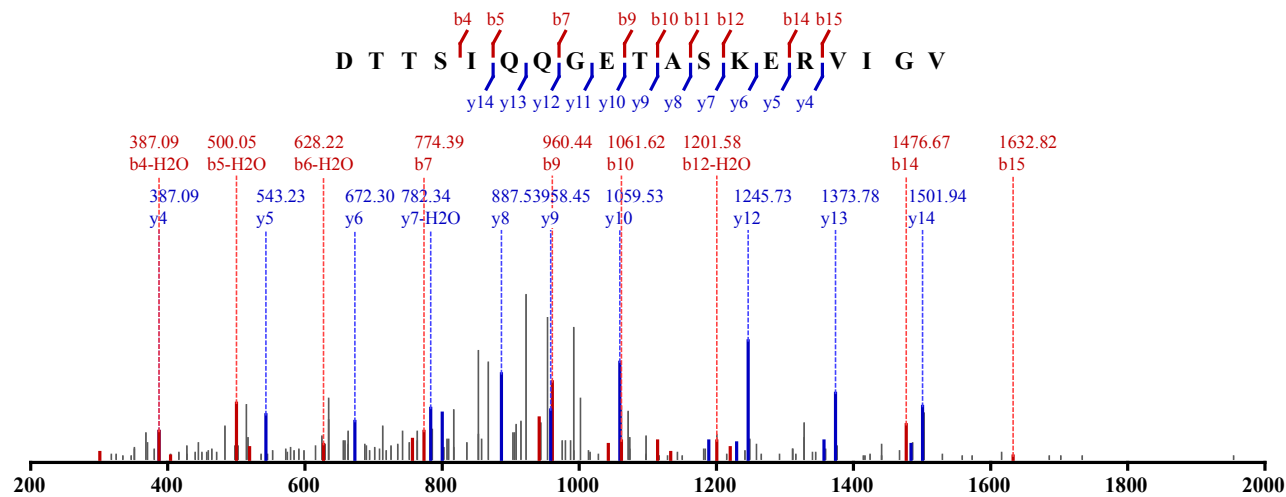
Not Modified
 Identified in MSS483 with qvalue 0.00
 Charge: 3, Exp. m/z: 673.684, Calc. m/z: 673.684
 Data File: HeLa_AspN_pH11_CID_3xload_2, Scans: 22182 - 22182



Not Modified
 Identified in MSS483 with qvalue 0.00
 Charge: 3, Exp. m/z: 673.683, Calc. m/z: 673.684
 Data File: HeLa_AspN_pH11_CID_3xload, Scans: 21739 - 21739





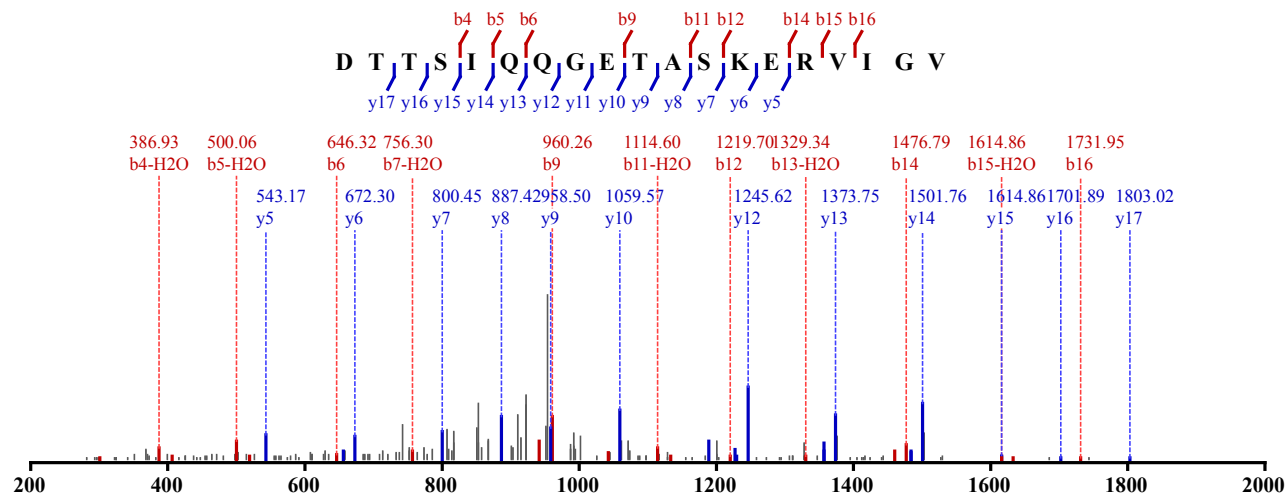


Not Modified

Identified in MSS483 with qvalue 0.00

Charge: 2, Exp. m/z: 1010.020, Calc. m/z: 1010.022

Data File: HeLa_AspN_pH11_CID_3xload, Scans: 21794 - 21794

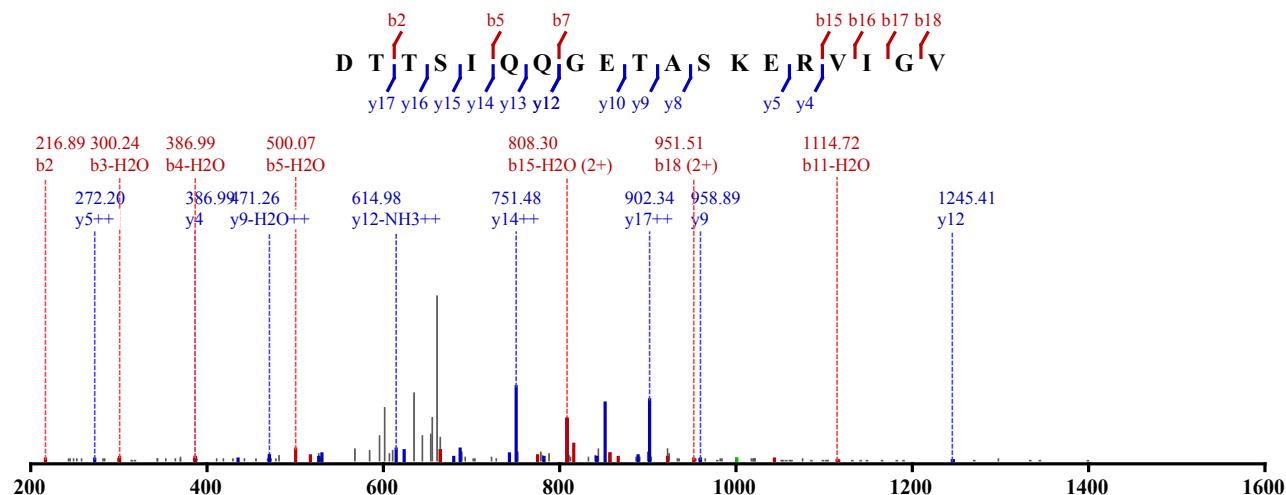


Not Modified

Identified in MSS483 with qvalue 0.00

Charge: 3, Exp. m/z: 674.019, Calc. m/z: 673.684

Data File: HeLa_AspN_pH8_CID_3xload, Scans: 18317 - 18317

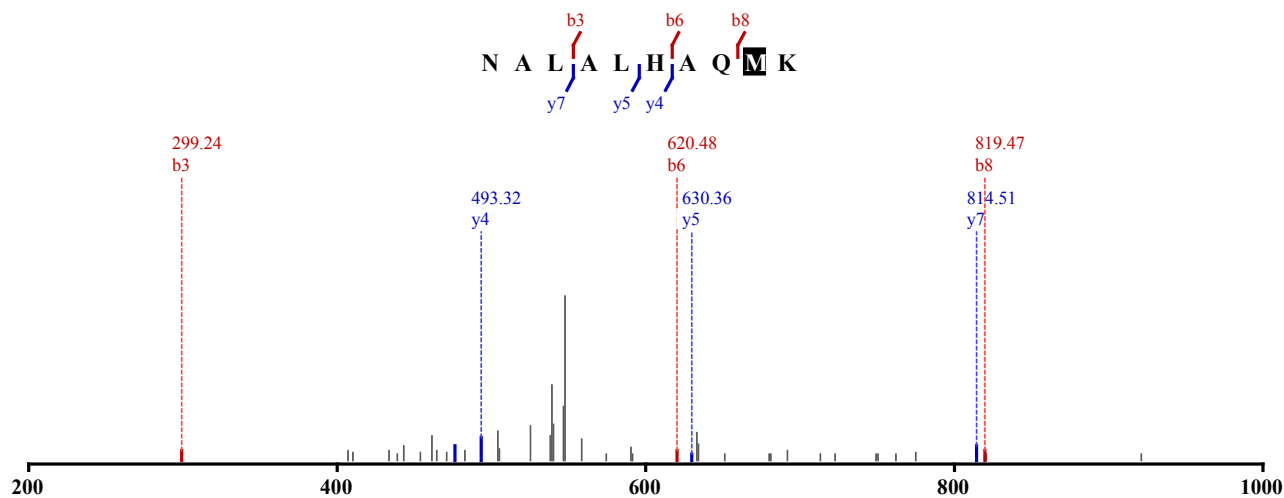


1 x Oxidation (M)

Identified in MSS480 with qvalue 0.00

Charge: 2, Exp. m/z: 556.798, Calc. m/z: 556.797

Data File: HeLa_try_80pcACN_CID_3xload_2, Scans: 7180 - 7180

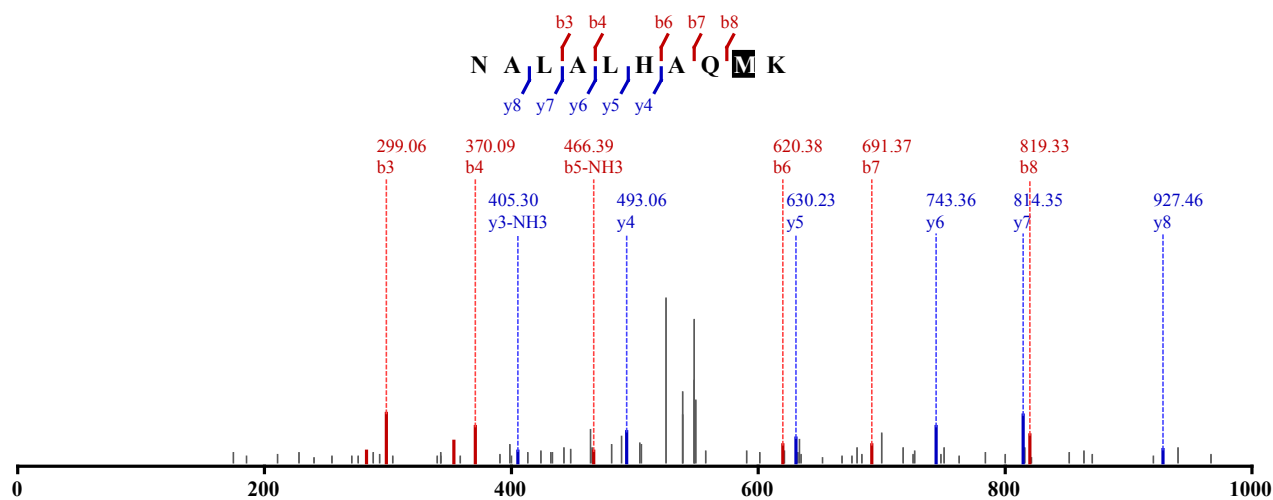


1 x Oxidation (M)

Identified in MSS480 with qvalue 0.00

Charge: 2, Exp. m/z: 556.798, Calc. m/z: 556.797

Data File: HeLa_try_80pcACN_CID_3xload_3, Scans: 8480 - 8480

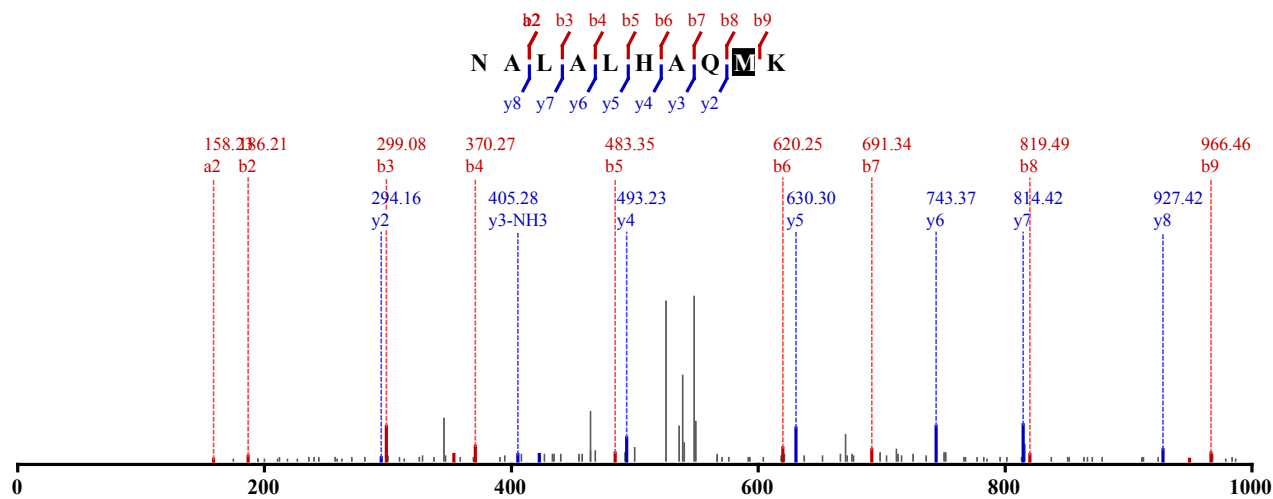


1 x Oxidation (M)

Identified in MSS480 with qvalue 0.00

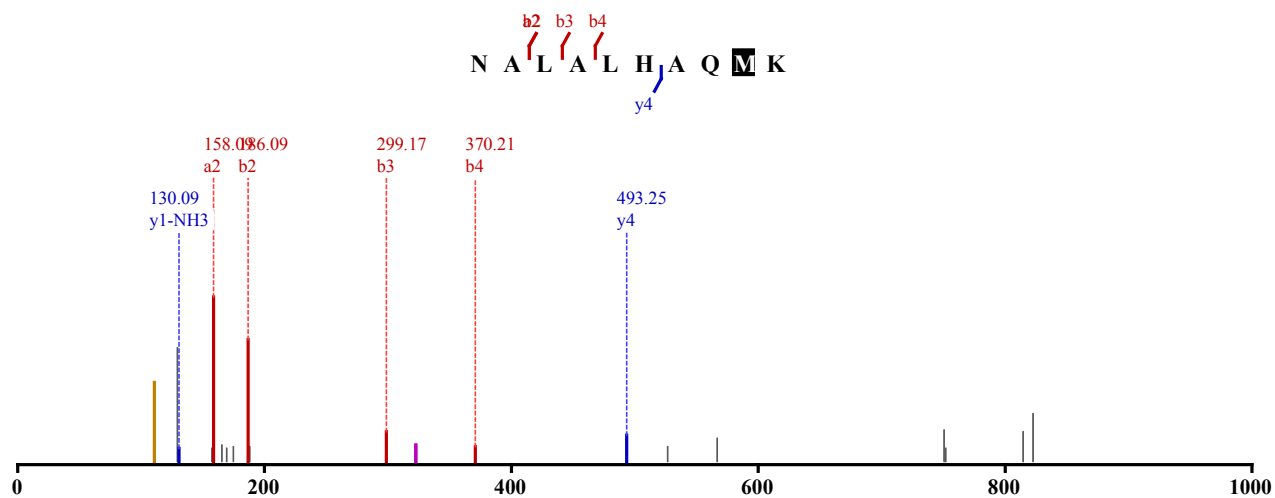
Charge: 2, Exp. m/z: 556.798, Calc. m/z: 556.797

Data File: HeLa_try_80pcACN_CID_3xload, Scans: 6749 - 6749

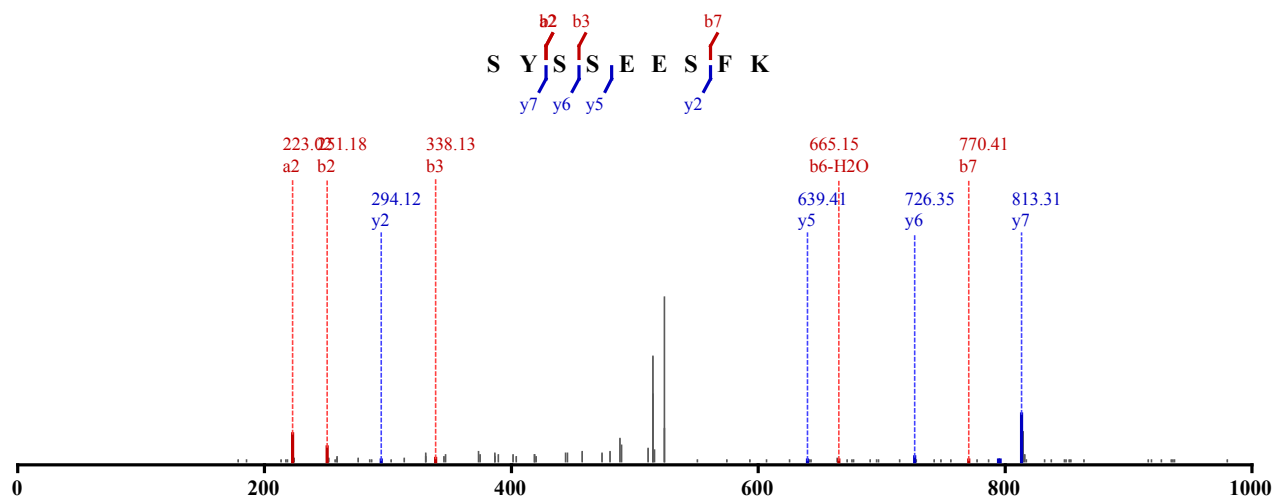


1 x Oxidation (M)

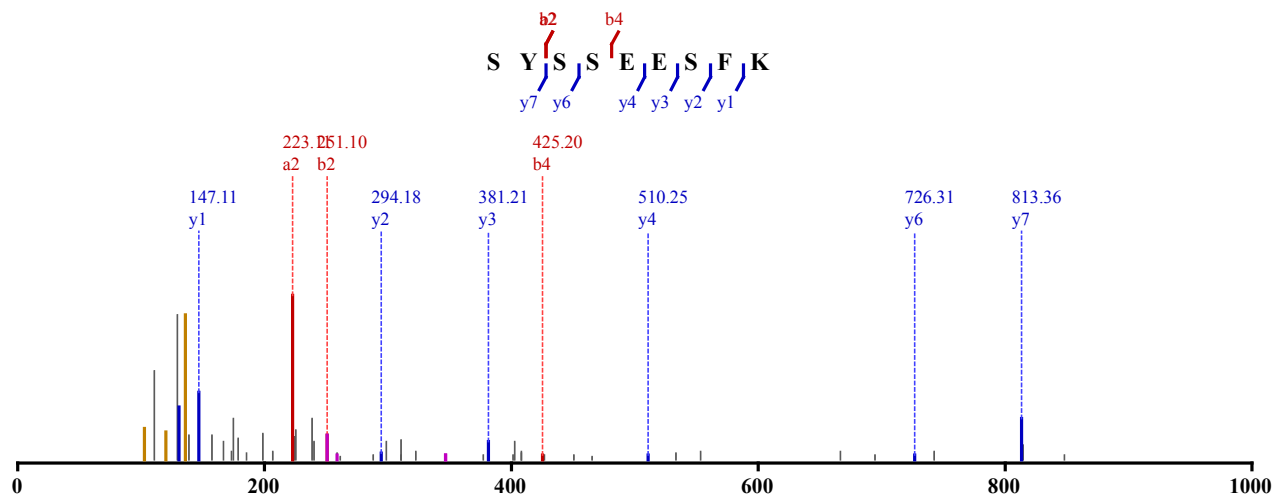
Identified in MSS484 with qvalue 0.01
 Charge: 2, Exp. m/z: 556.799, Calc. m/z: 556.797
 Data File: HeLa_Try_80pcACN_HCD_1, Scans: 11483 - 11483



Not Modified
 Identified in MSS481 with qvalue 0.01
 Charge: 2, Exp. m/z: 532.233, Calc. m/z: 532.232
 Data File: HeLa_LysC_pH6_CID_3xload_3, Scans: 8007 - 8007



Not Modified
 Identified in MSS484 with qvalue 0.00
 Charge: 2, Exp. m/z: 532.233, Calc. m/z: 532.232
 Data File: HeLa_Try_pH6_HCD_2, Scans: 16175 - 16175

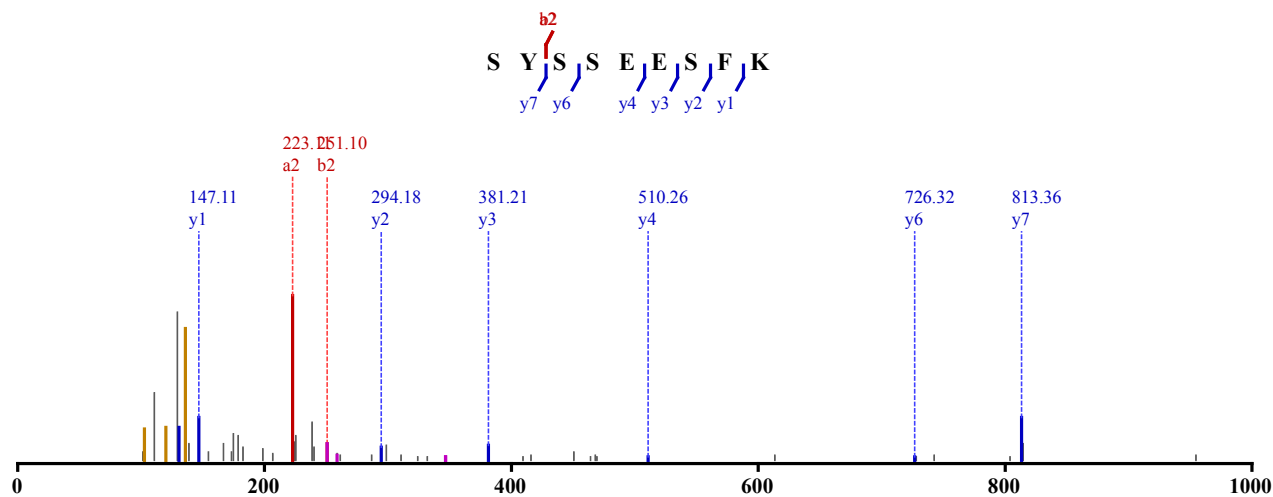


Not Modified

Identified in MSS484 with qvalue 0.00

Charge: 2, Exp. m/z: 532.232, Calc. m/z: 532.232

Data File: HeLa_Try_pH6_HCD_3, Scans: 16510 - 16510

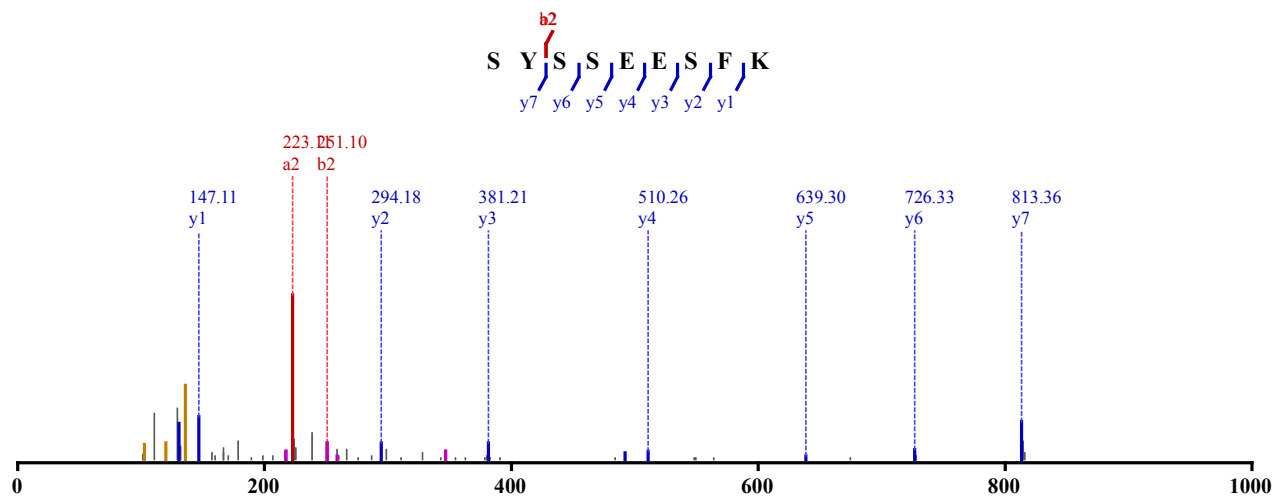


Not Modified

Identified in MSS485 with qvalue 0.00

Charge: 2, Exp. m/z: 532.232, Calc. m/z: 532.232

Data File: HeLa_LysC_pH6_HCD_3, Scans: 16091 - 16091

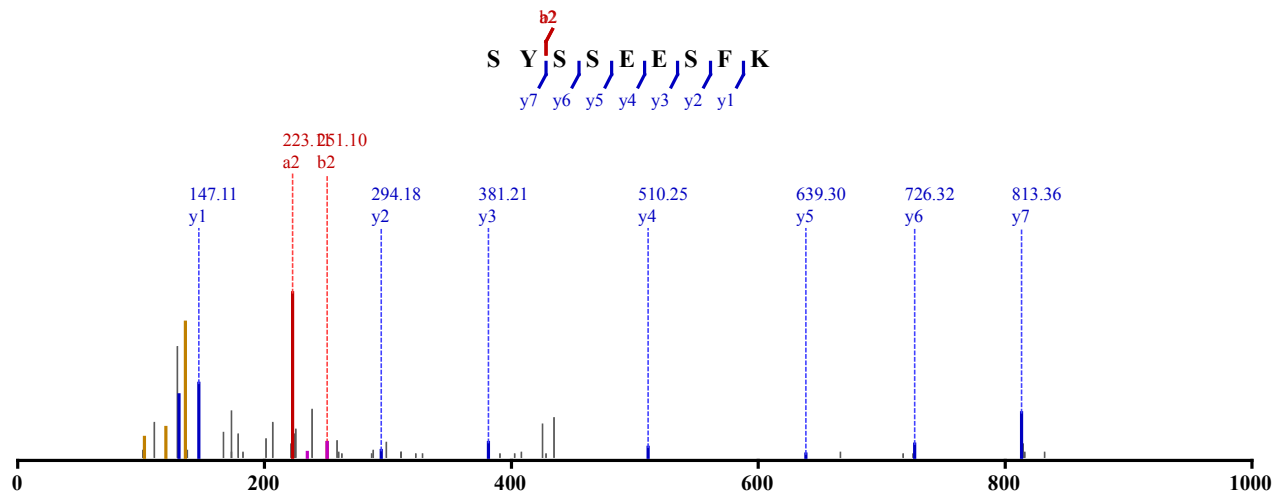


Not Modified

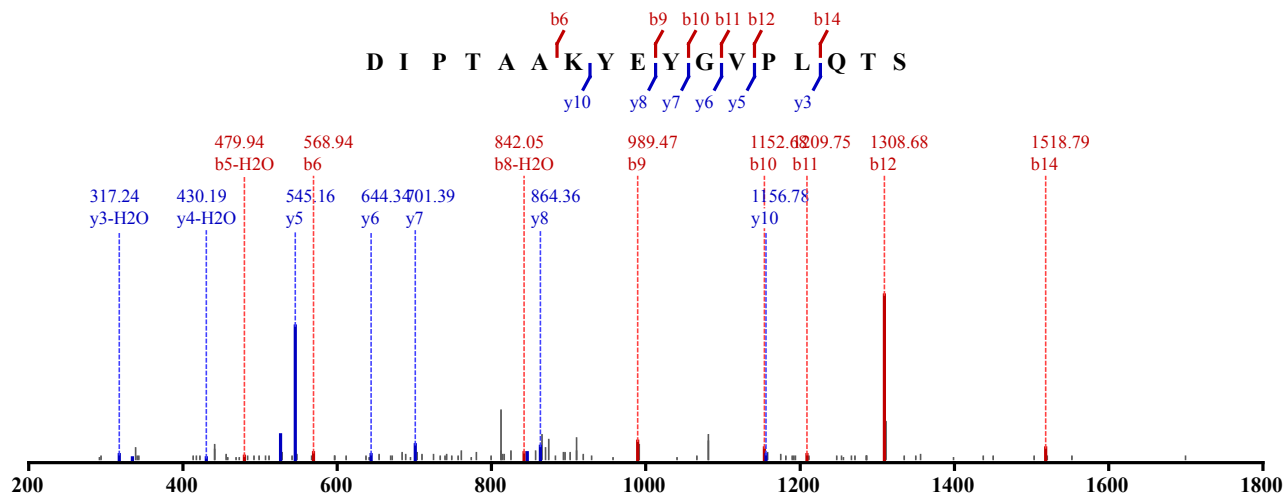
Identified in MSS485 with qvalue 0.00

Charge: 2, Exp. m/z: 532.234, Calc. m/z: 532.232

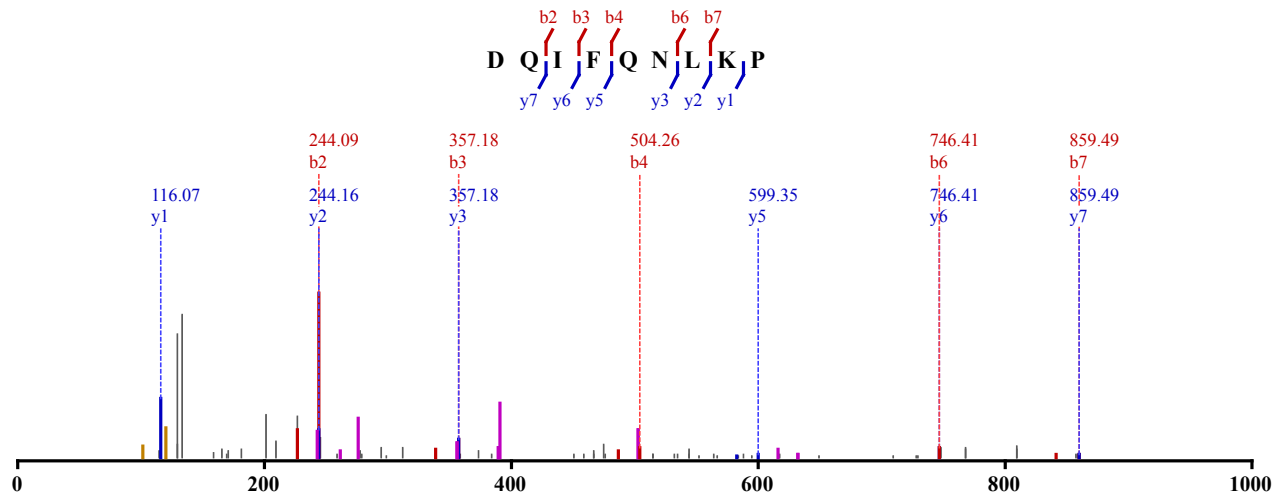
Data File: HeLa_LysC_pH8_HCD_3, Scans: 16647 - 16647



Not Modified
 Identified in MSS483 with qvalue 0.00
 Charge: 2, Exp. m/z: 926.972, Calc. m/z: 926.972
 Data File: HeLa_AspN_pH8_CID_3xload_2, Scans: 30897 - 30897

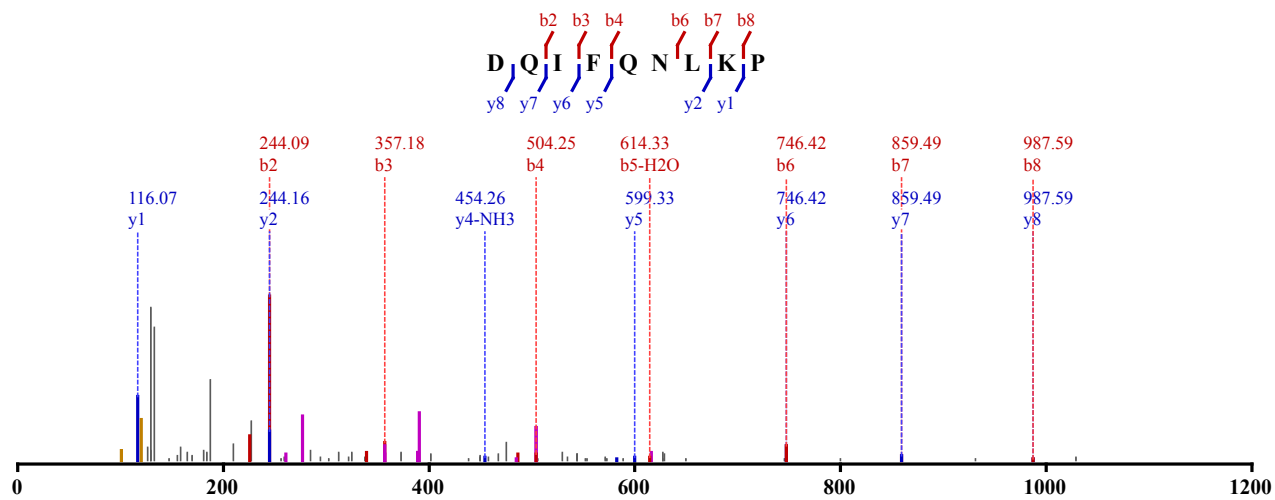


Not Modified
 Identified in MSS479 with qvalue 0.00
 Charge: 2, Exp. m/z: 551.799, Calc. m/z: 551.797
 Data File: HeLa_AspN_pH11_HCD_1, Scans: 37605 - 37605



Not Modified
 Identified in MSS479 with qvalue 0.00
 Charge: 2, Exp. m/z: 551.798, Calc. m/z: 551.797

Data File: HeLa_AspN_pH11_HCD_2, Scans: 36418 - 36418

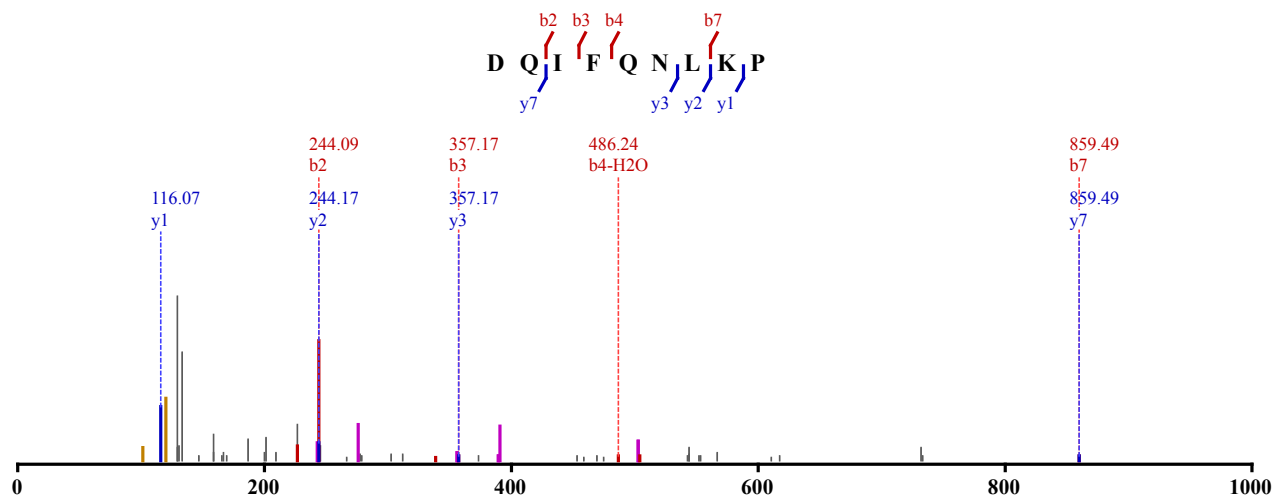


Not Modified

Identified in MSS479 with qvalue 0.01

Charge: 2, Exp. m/z: 551.798, Calc. m/z: 551.797

Data File: HeLa_AspN_pH11_HCD_3, Scans: 35601 - 35601

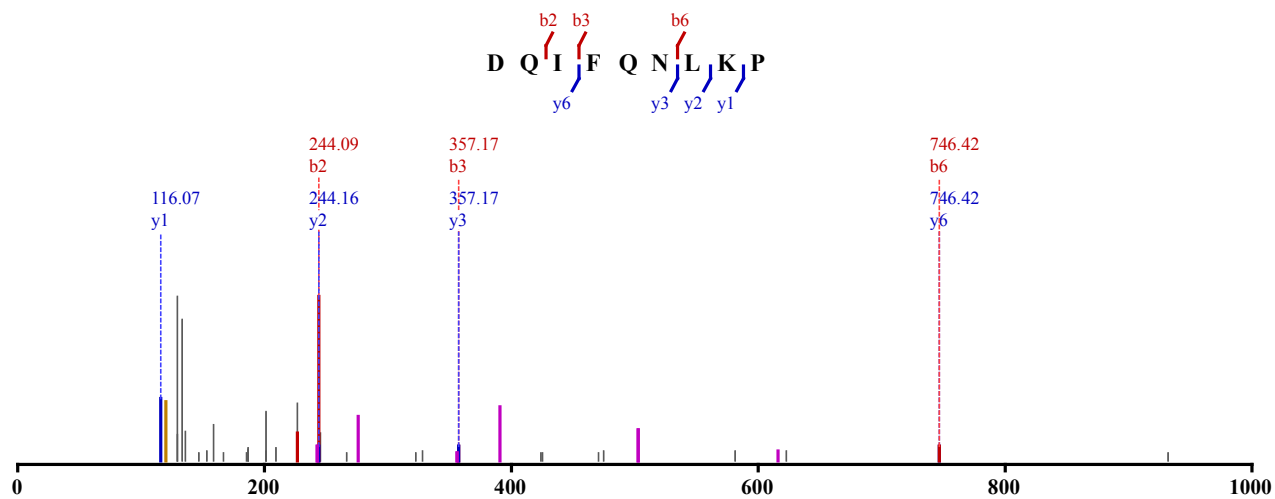


Not Modified

Identified in MSS479 with qvalue 0.00

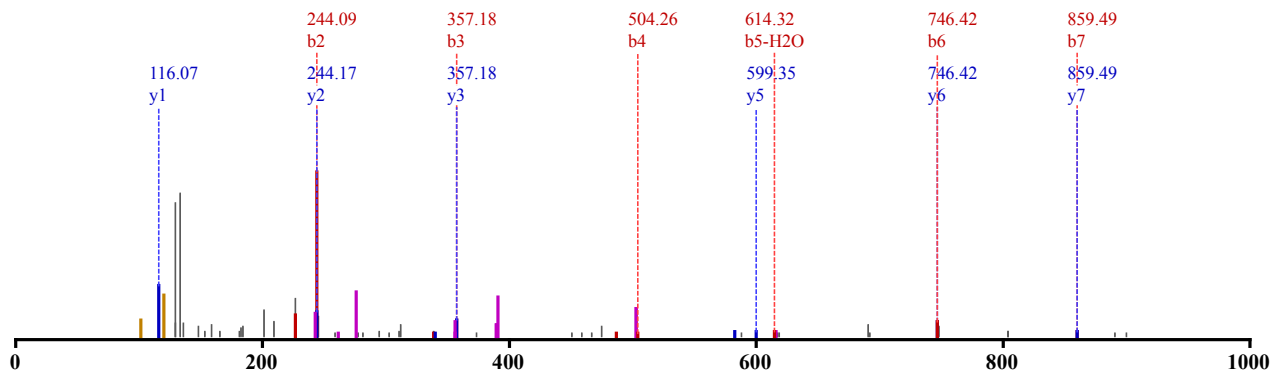
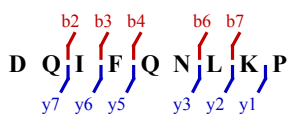
Charge: 2, Exp. m/z: 551.799, Calc. m/z: 551.797

Data File: HeLa_AspN_pH8_HCD_1, Scans: 34692 - 34692

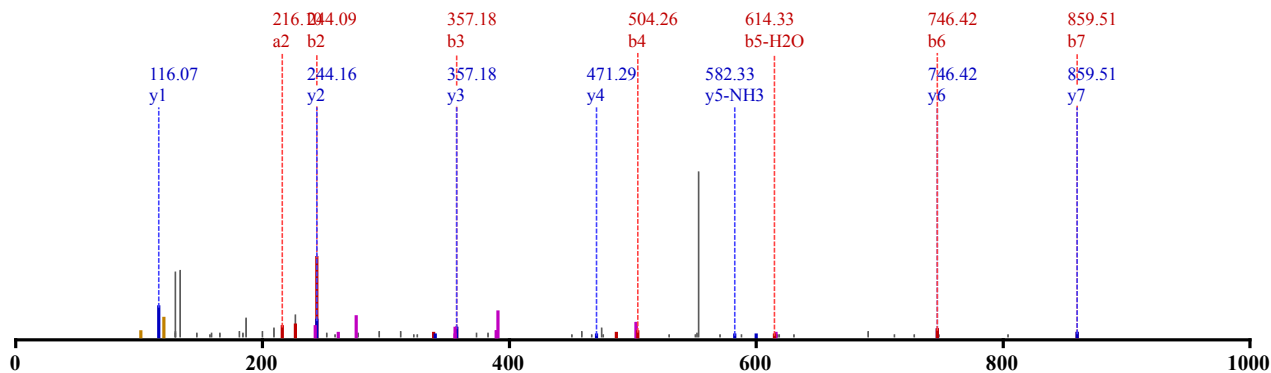
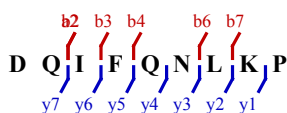


Not Modified

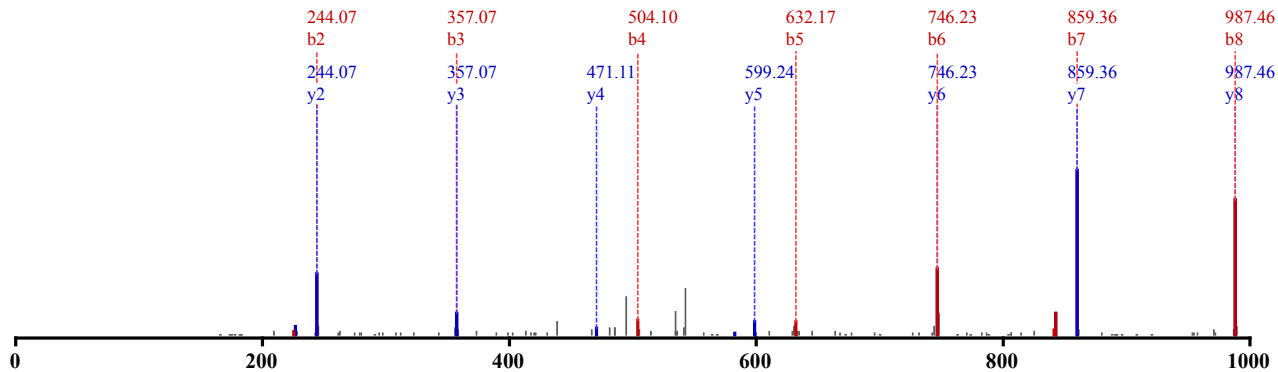
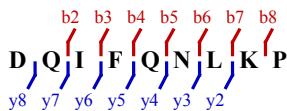
Identified in MSS479 with qvalue 0.00
 Charge: 2, Exp. m/z: 551.798, Calc. m/z: 551.797
 Data File: HeLa_AspN_pH8_HCD_1, Scans: 34776 - 34776

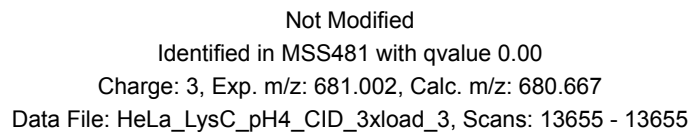
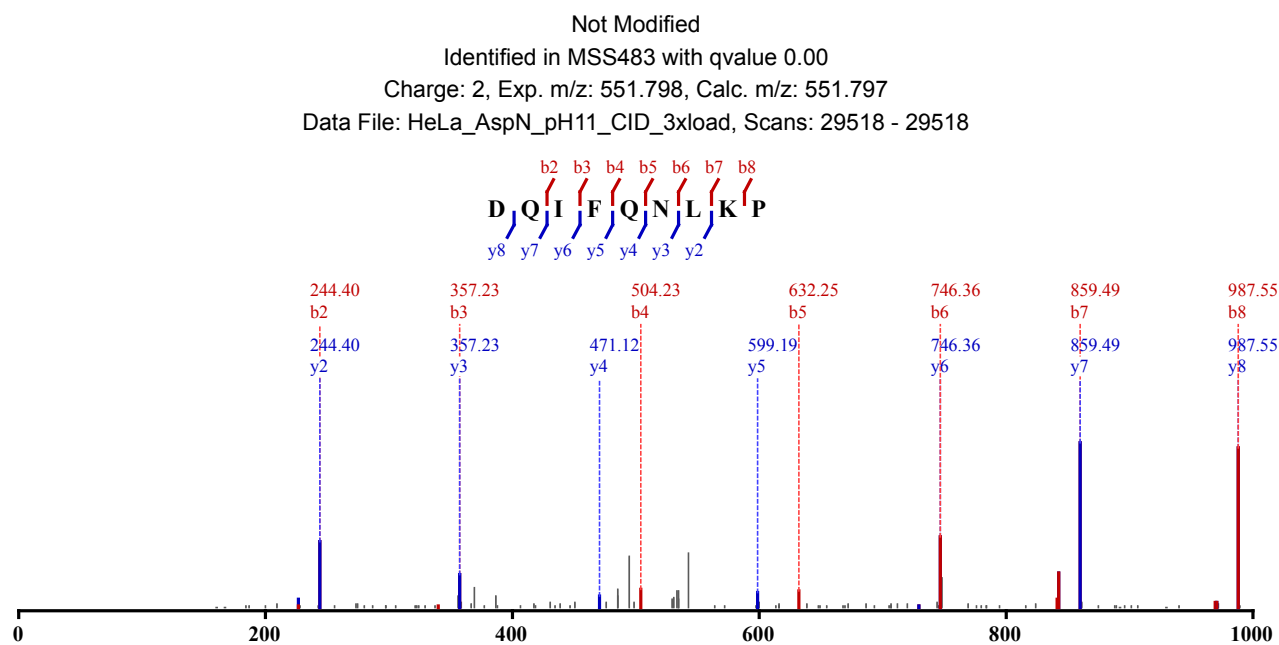
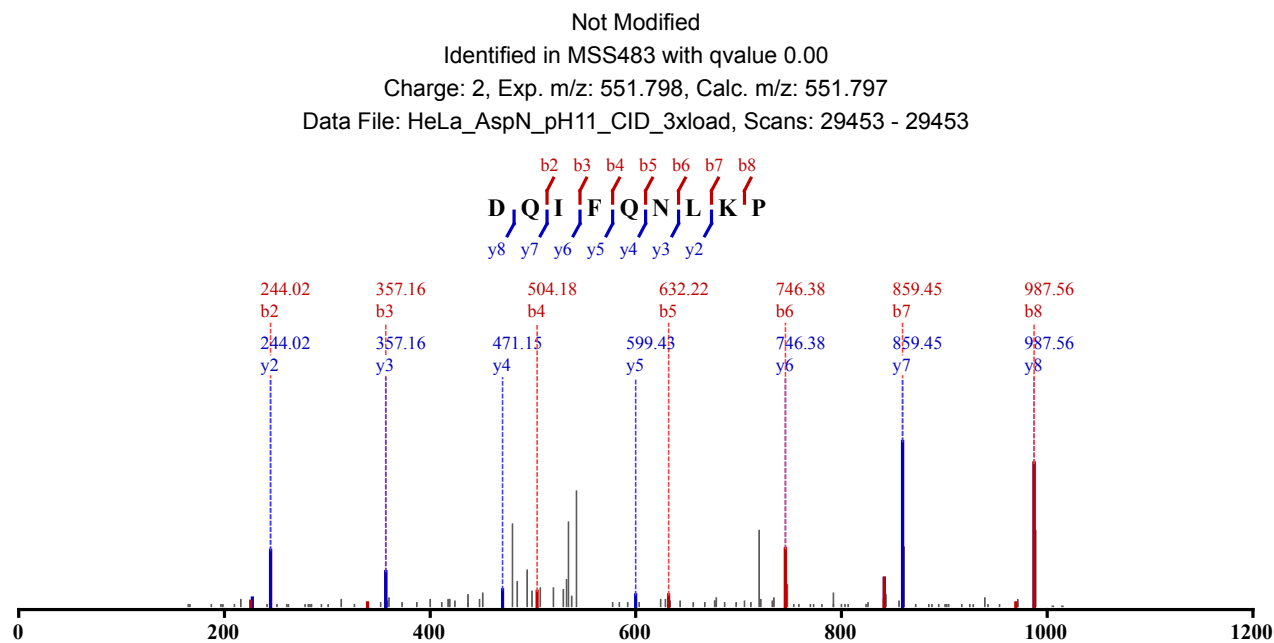


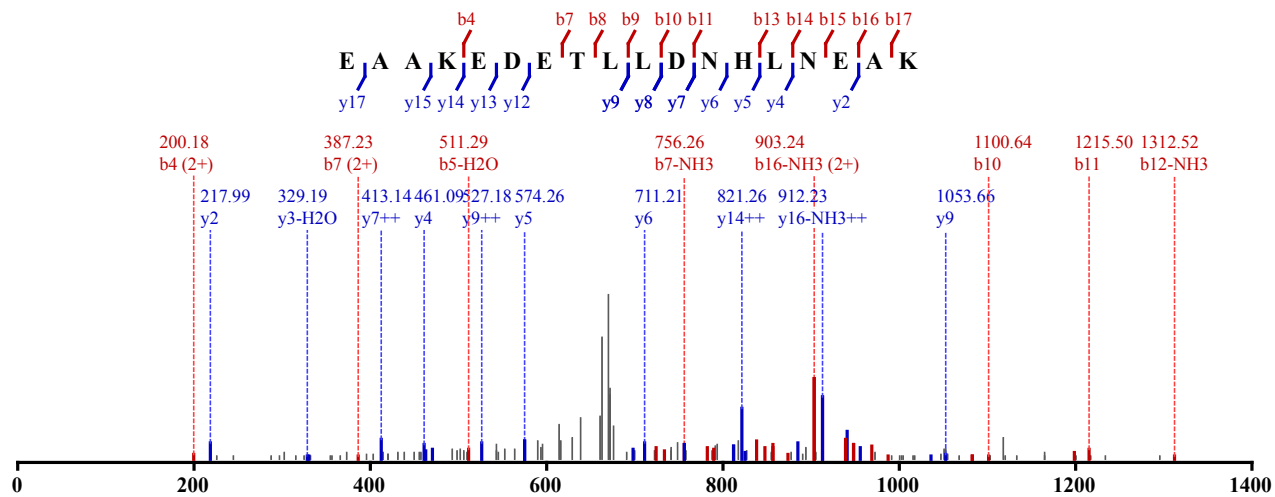
Not Modified
 Identified in MSS479 with qvalue 0.00
 Charge: 2, Exp. m/z: 551.799, Calc. m/z: 551.797
 Data File: HeLa_AspN_pH8_HCD_2, Scans: 33708 - 33708



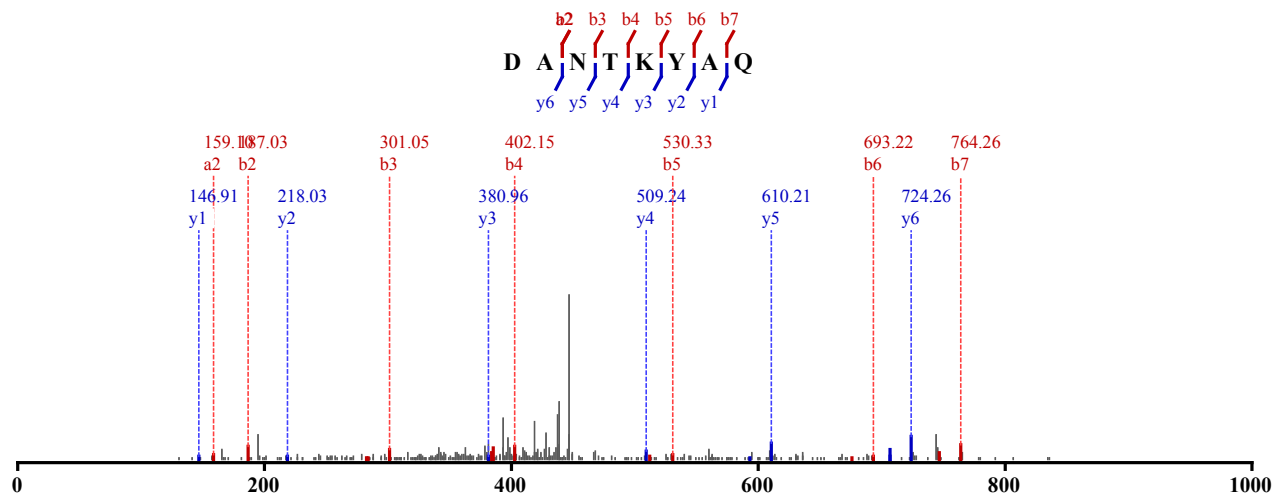
Not Modified
 Identified in MSS483 with qvalue 0.00
 Charge: 2, Exp. m/z: 551.798, Calc. m/z: 551.797
 Data File: HeLa_AspN_pH11_CID_3xload_2, Scans: 29720 - 29720



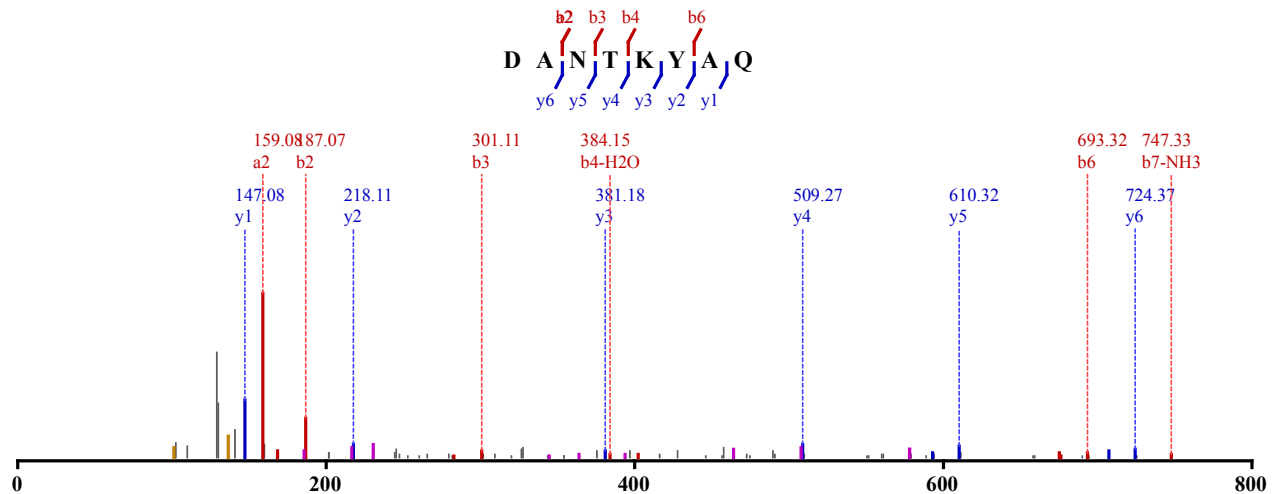




Not Modified
 Identified in MSS80 with qvalue 0.01
 Charge: 2, Exp. m/z: 455.717, Calc. m/z: 455.717
 Data File: HeLa_AspN_CID_ovnt_2, Scans: 3683 - 3683

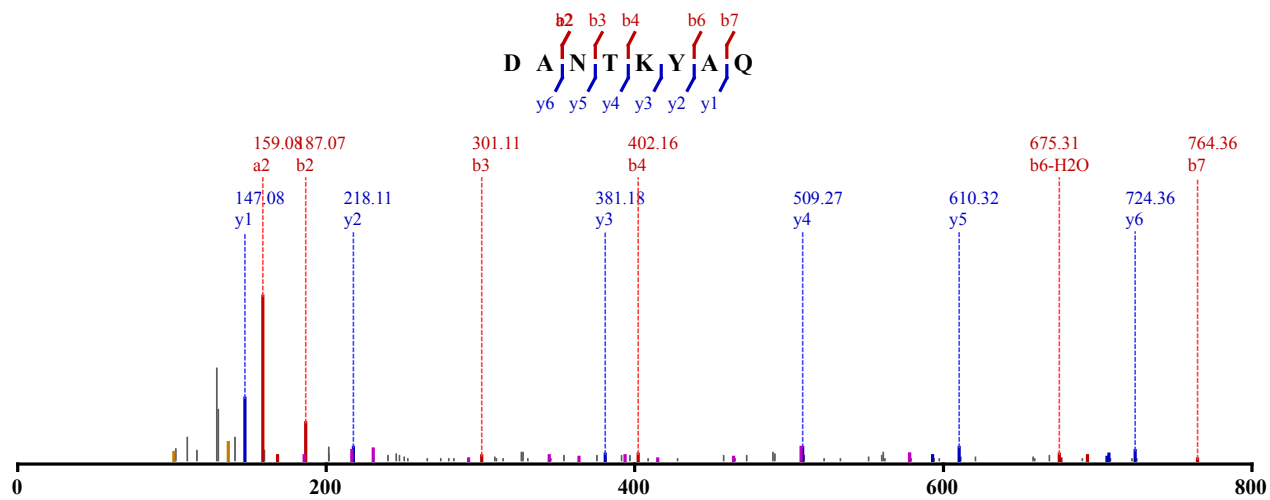


Not Modified
 Identified in MSS479 with qvalue 0.00
 Charge: 2, Exp. m/z: 455.718, Calc. m/z: 455.717
 Data File: HeLa_AspN_pH11_HCD_3, Scans: 5746 - 5746



Not Modified
 Identified in MSS479 with qvalue 0.00
 Charge: 2, Exp. m/z: 455.717, Calc. m/z: 455.717

Data File: HeLa_AspN_pH11_HCD_1, Scans: 7040 - 7040

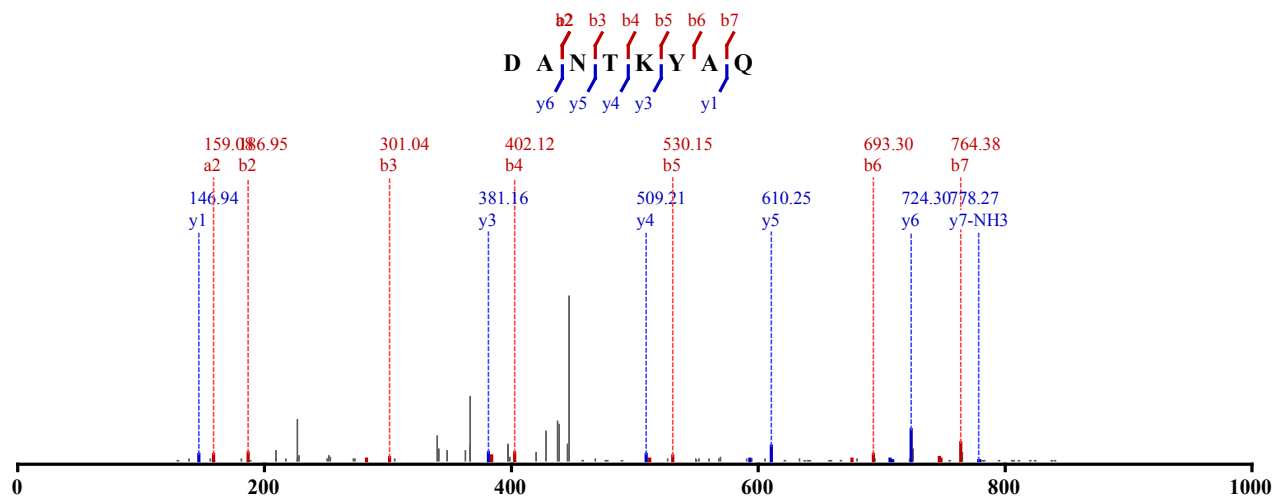


Not Modified

Identified in MSS483 with qvalue 0.00

Charge: 2, Exp. m/z: 455.717, Calc. m/z: 455.717

Data File: HeLa_AspN_pH11_CID_3xload_2, Scans: 4894 - 4894

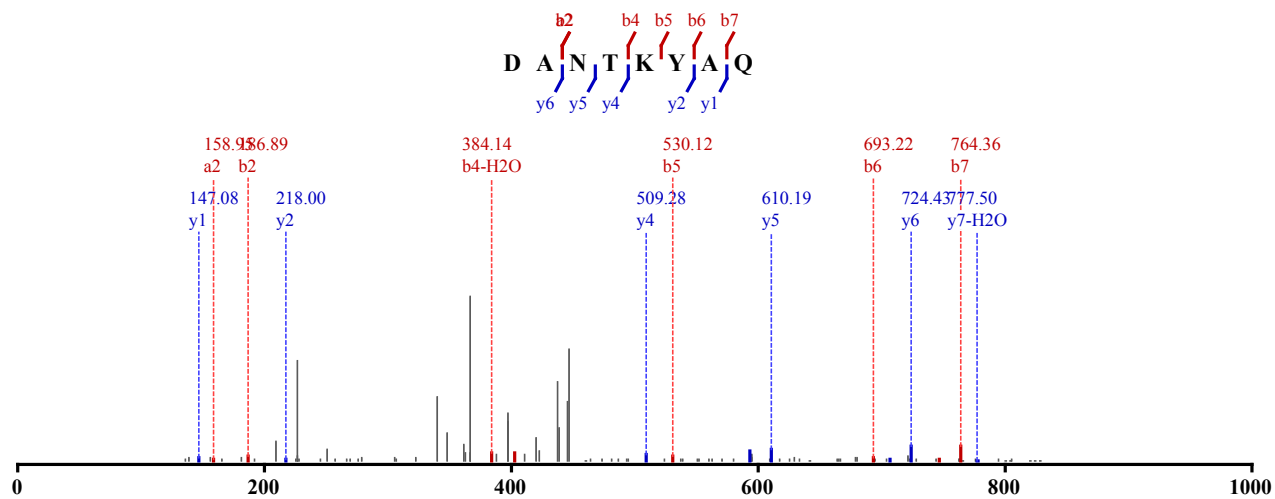


Not Modified

Identified in MSS483 with qvalue 0.01

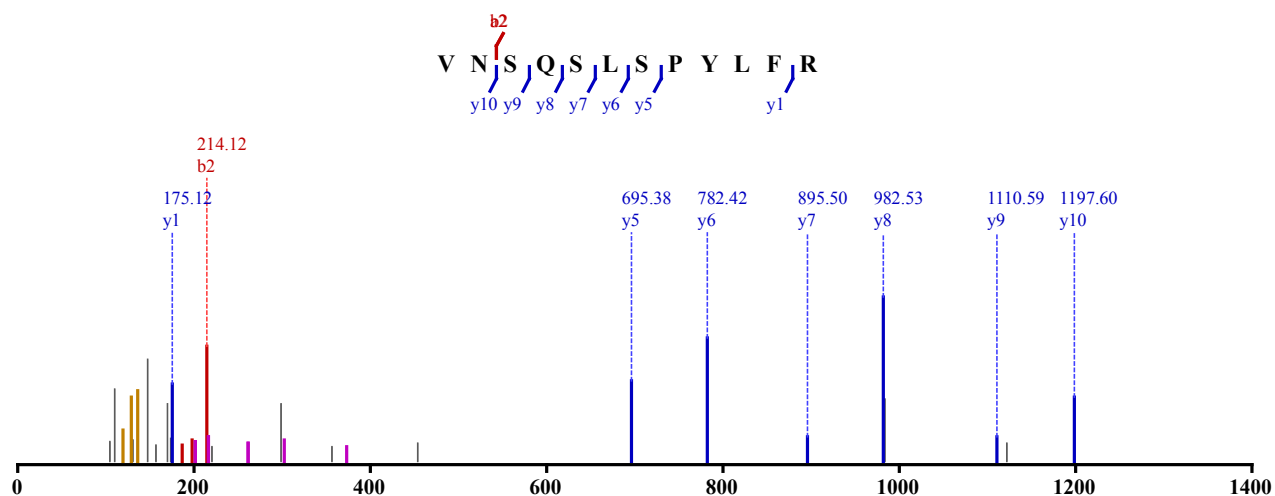
Charge: 2, Exp. m/z: 455.224, Calc. m/z: 455.717

Data File: HeLa_AspN_pH11_CID_3xload_2, Scans: 4881 - 4881

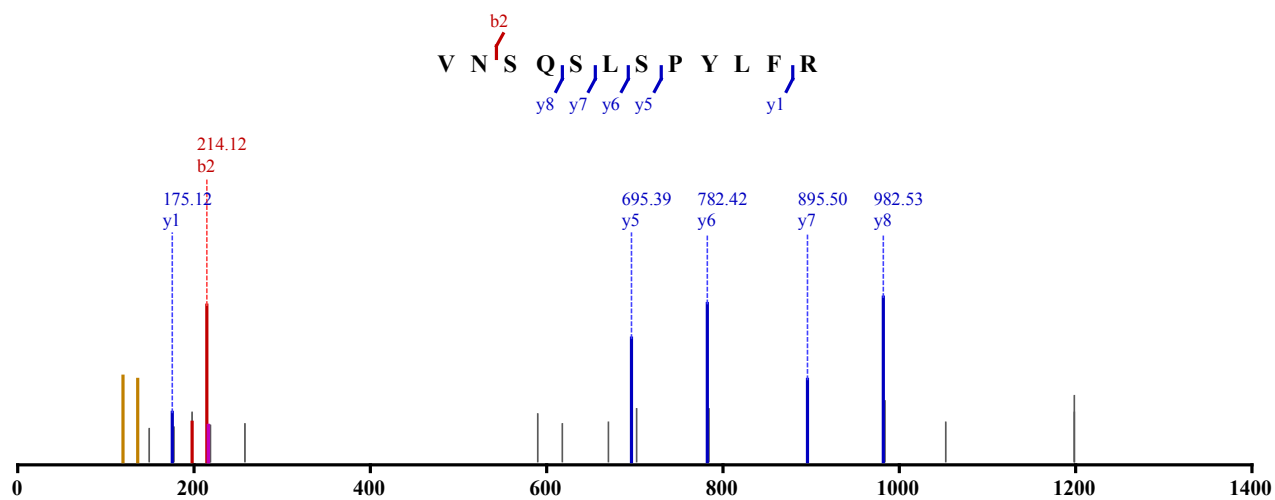


Not Modified

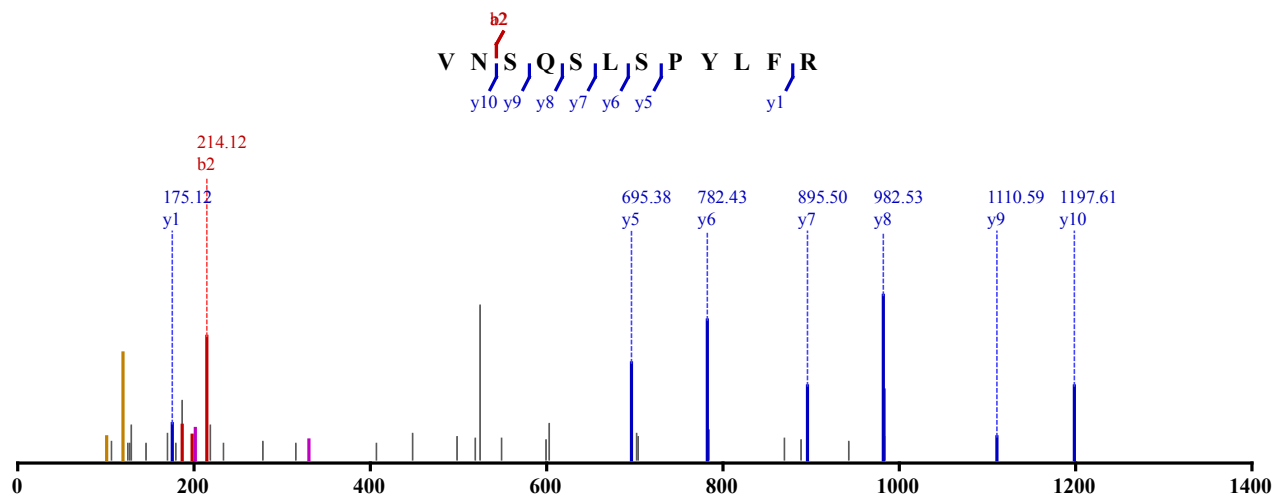
Identified in MSS487 with qvalue 0.00
 Charge: 2, Exp. m/z: 705.871, Calc. m/z: 705.872
 Data File: HeLa_ArgC-Try_pH3_HCD_3, Scans: 36857 - 36857



Not Modified
 Identified in MSS487 with qvalue 0.00
 Charge: 2, Exp. m/z: 705.873, Calc. m/z: 705.872
 Data File: HeLa_ArgC-Try_pH4_HCD_2, Scans: 35162 - 35162



Not Modified
 Identified in MSS487 with qvalue 0.00
 Charge: 2, Exp. m/z: 705.873, Calc. m/z: 705.872
 Data File: HeLa_ArgC-Try_pH5_HCD_1, Scans: 34242 - 34242

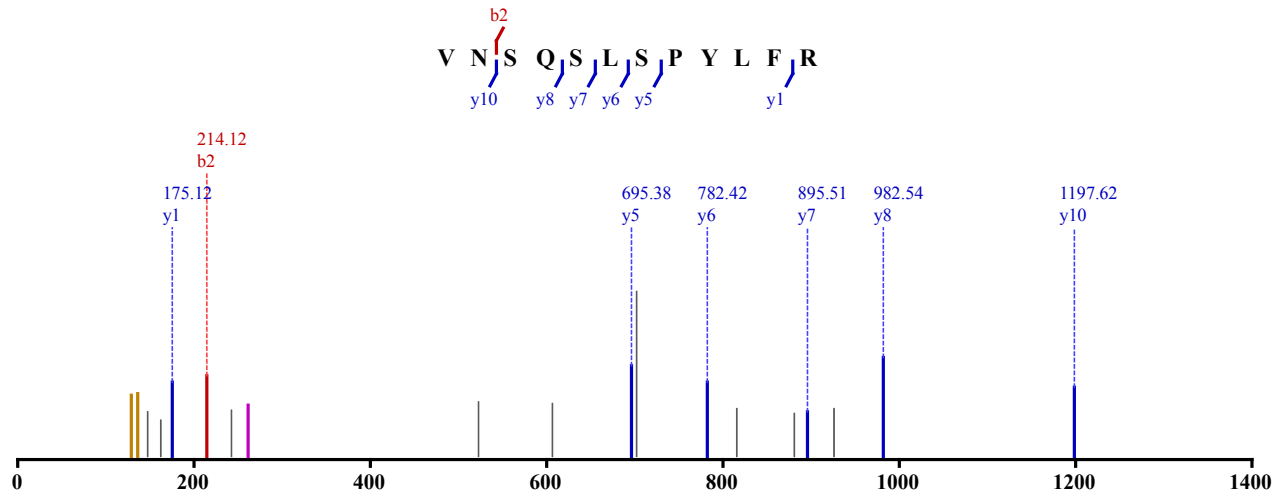


Not Modified

Identified in MSS487 with qvalue 0.00

Charge: 2, Exp. m/z: 705.873, Calc. m/z: 705.872

Data File: HeLa_ArgC-Try_pH5_HCD_2, Scans: 37012 - 37012

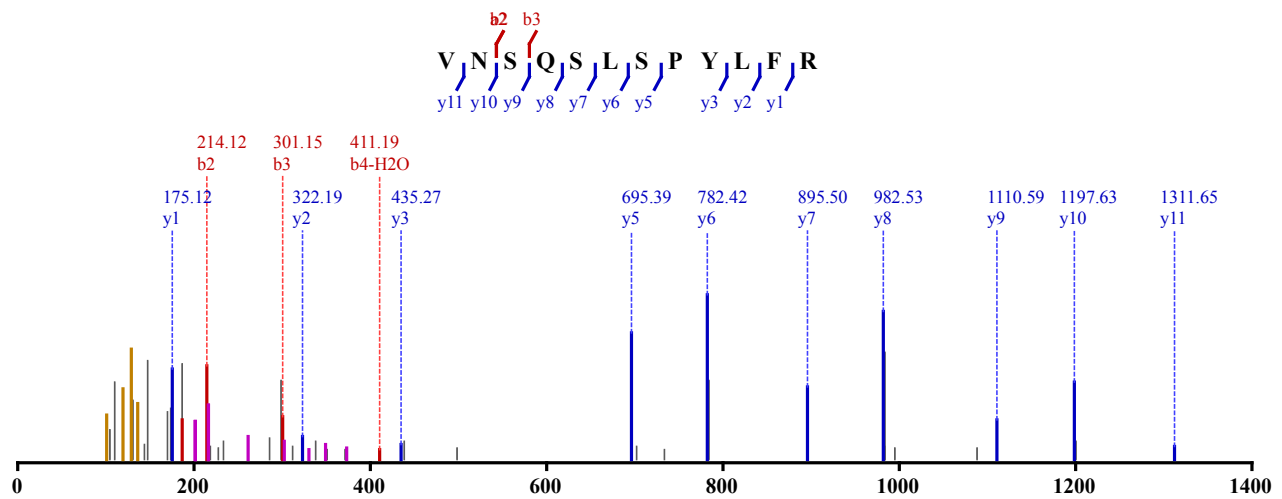


Not Modified

Identified in MSS487 with qvalue 0.00

Charge: 2, Exp. m/z: 705.872, Calc. m/z: 705.872

Data File: HeLa_ArgC-Try_pH3_HCD_1, Scans: 32742 - 32742

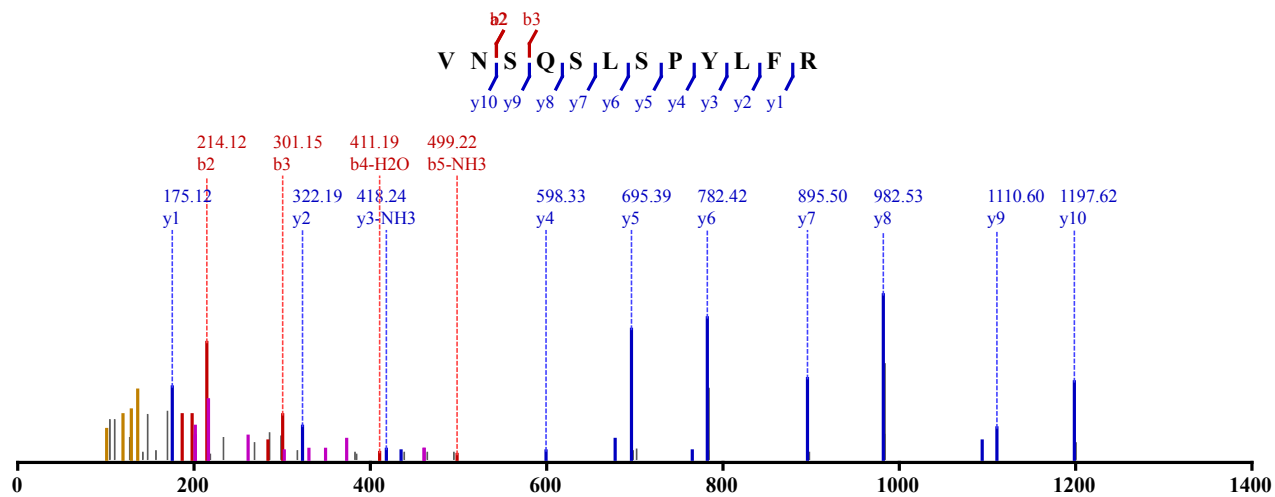


Not Modified

Identified in MSS487 with qvalue 0.00

Charge: 2, Exp. m/z: 705.872, Calc. m/z: 705.872

Data File: HeLa_ArgC-Try_pH3_HCD_2, Scans: 36088 - 36088

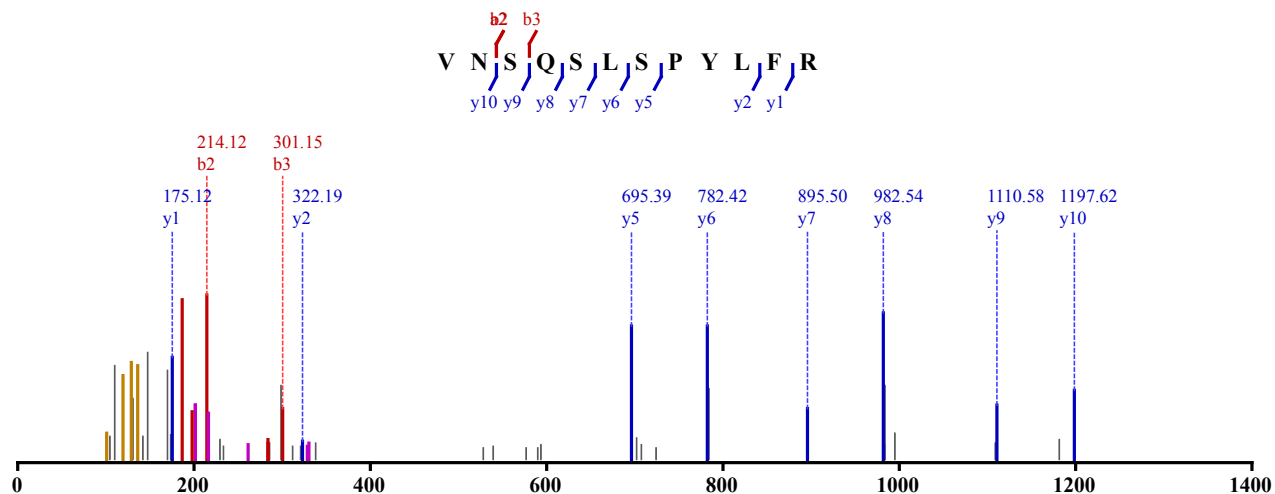


Not Modified

Identified in MSS487 with qvalue 0.00

Charge: 2, Exp. m/z: 705.872, Calc. m/z: 705.872

Data File: HeLa_ArgC-Try_pH3_HCD_2, Scans: 35984 - 35984

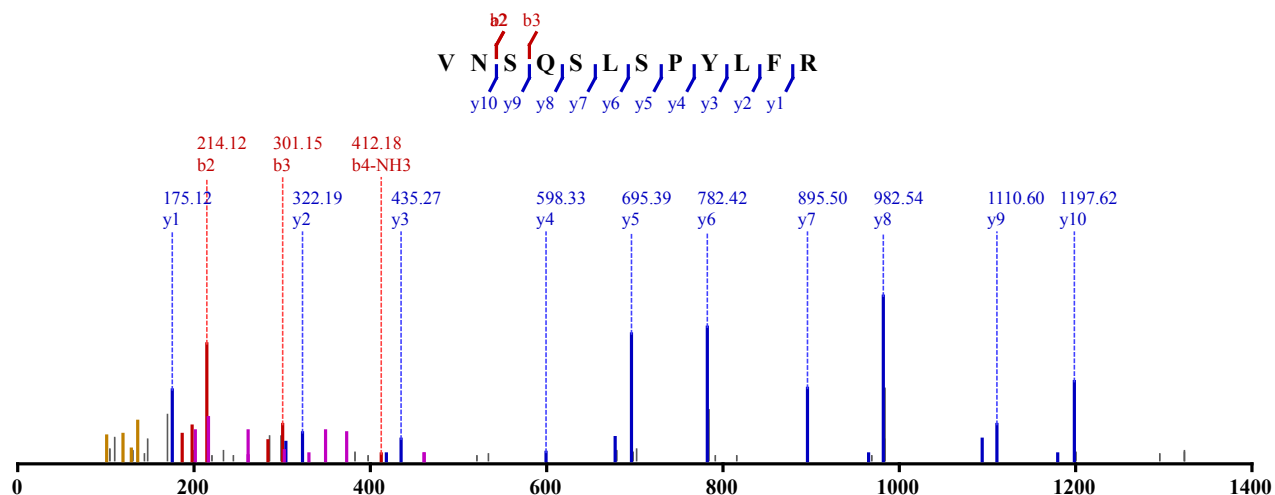


Not Modified

Identified in MSS487 with qvalue 0.00

Charge: 2, Exp. m/z: 705.872, Calc. m/z: 705.872

Data File: HeLa_ArgC-Try_pH3_HCD_3, Scans: 36948 - 36948

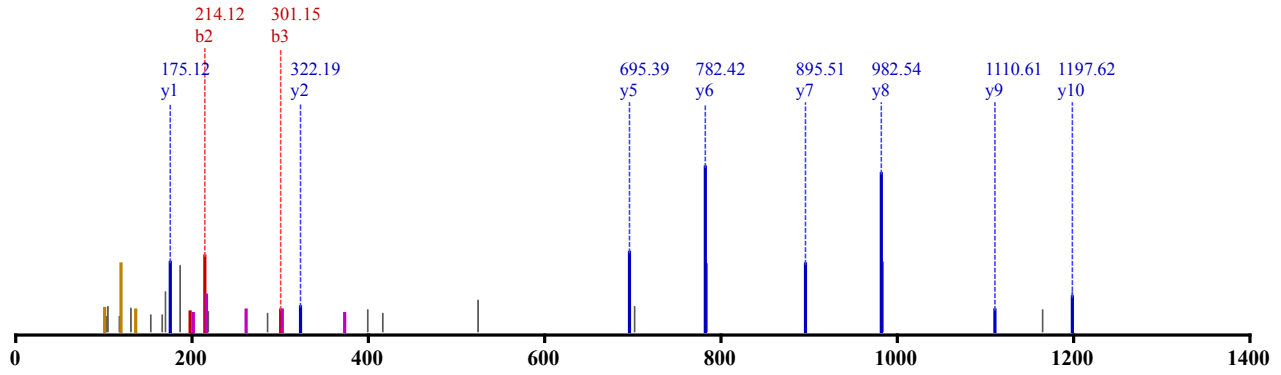
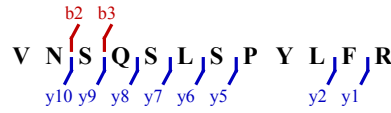


Not Modified

Identified in MSS487 with qvalue 0.00

Charge: 2, Exp. m/z: 705.874, Calc. m/z: 705.872

Data File: HeLa_ArgC-Try_pH4_HCD_1, Scans: 32439 - 32439

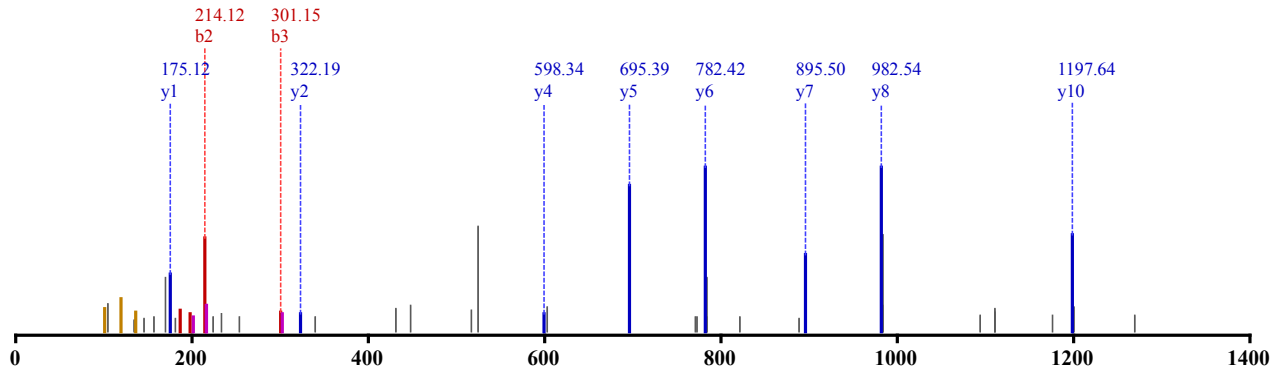
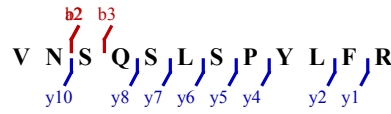


Not Modified

Identified in MSS487 with qvalue 0.00

Charge: 2, Exp. m/z: 705.872, Calc. m/z: 705.872

Data File: HeLa_ArgC-Try_pH4_HCD_1, Scans: 32515 - 32515

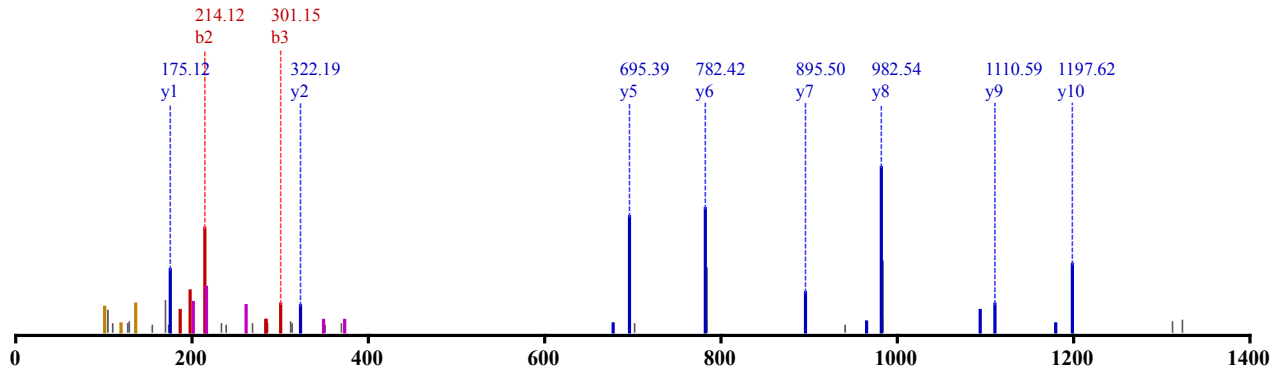
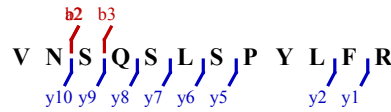


Not Modified

Identified in MSS487 with qvalue 0.00

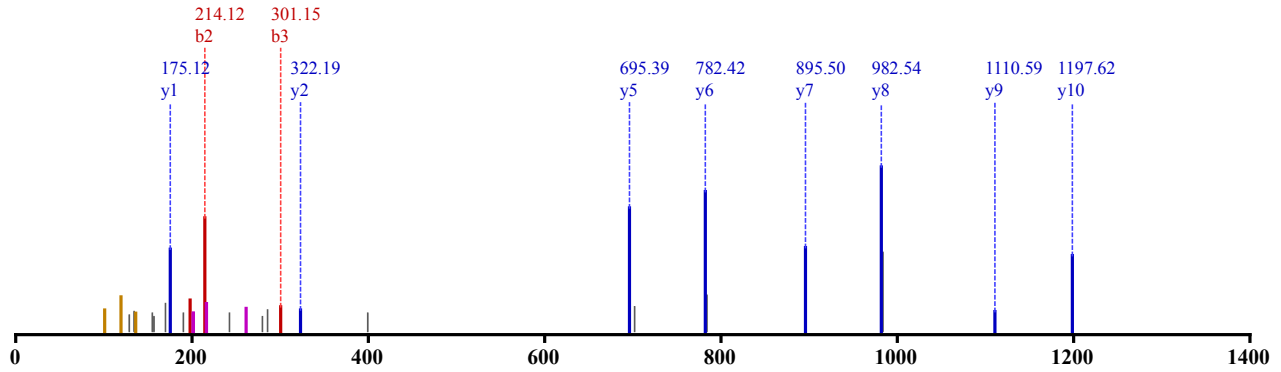
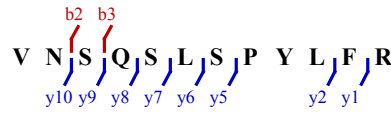
Charge: 2, Exp. m/z: 705.872, Calc. m/z: 705.872

Data File: HeLa_ArgC-Try_pH4_HCD_2, Scans: 35242 - 35242

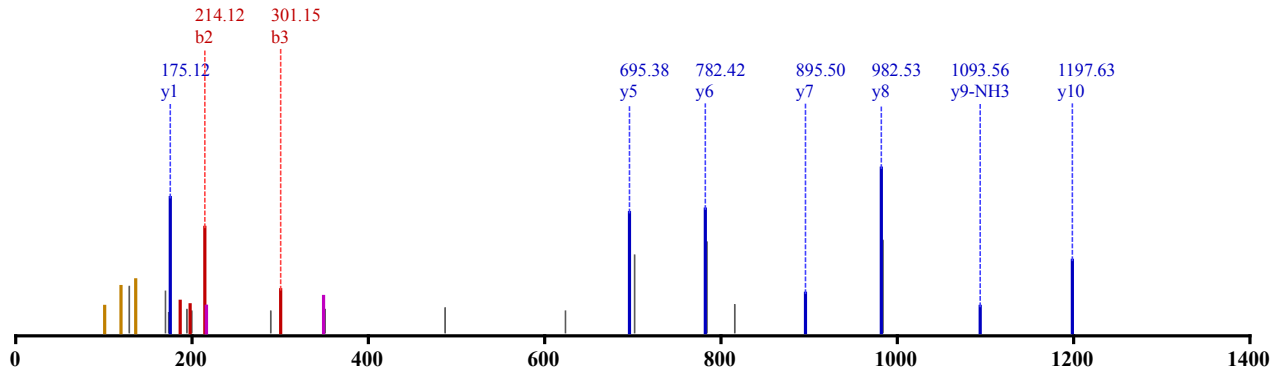
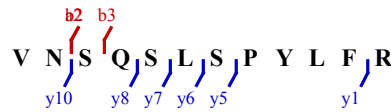


Not Modified

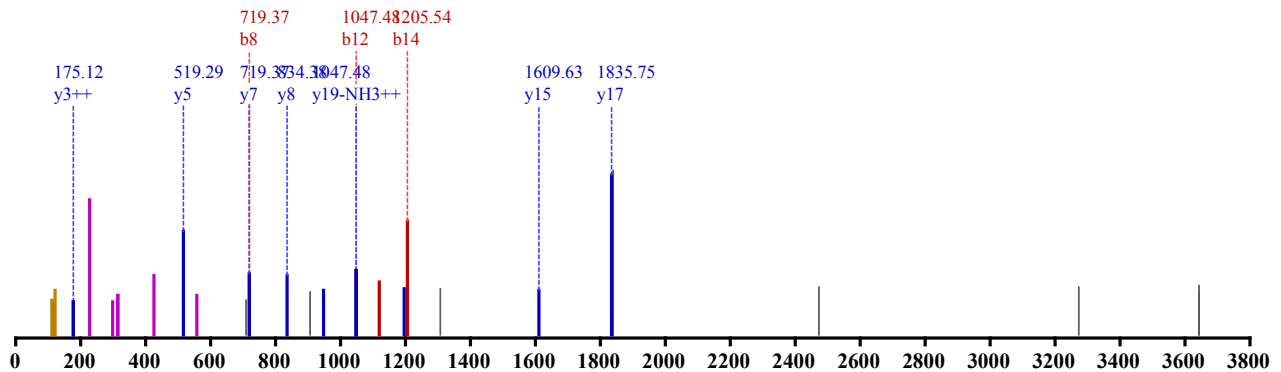
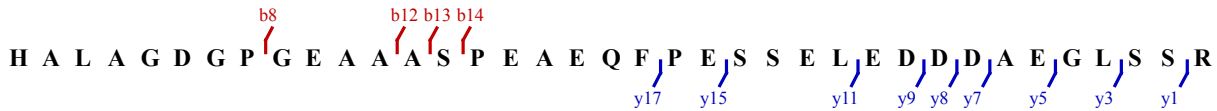
Identified in MSS487 with qvalue 0.00
 Charge: 2, Exp. m/z: 705.872, Calc. m/z: 705.872
 Data File: HeLa_ArgC-Try_pH5_HCD_2, Scans: 36929 - 36929

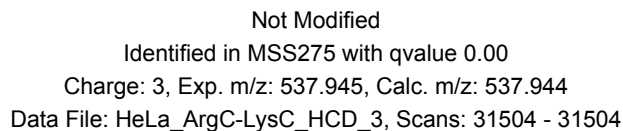
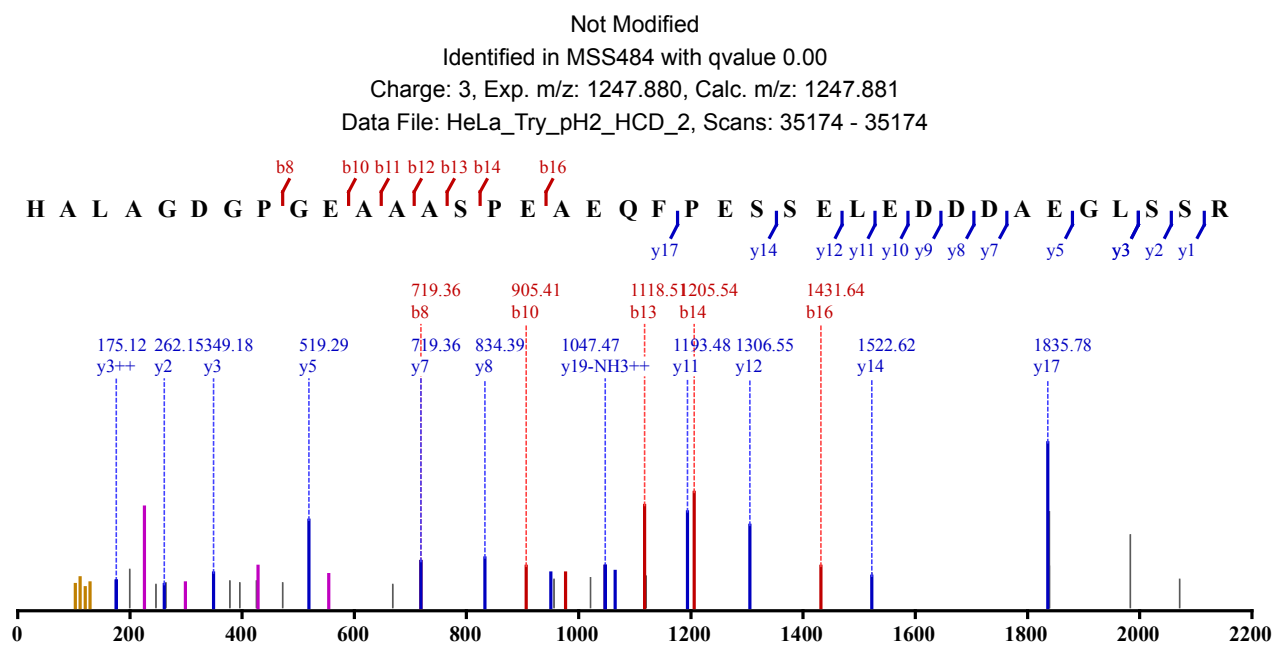
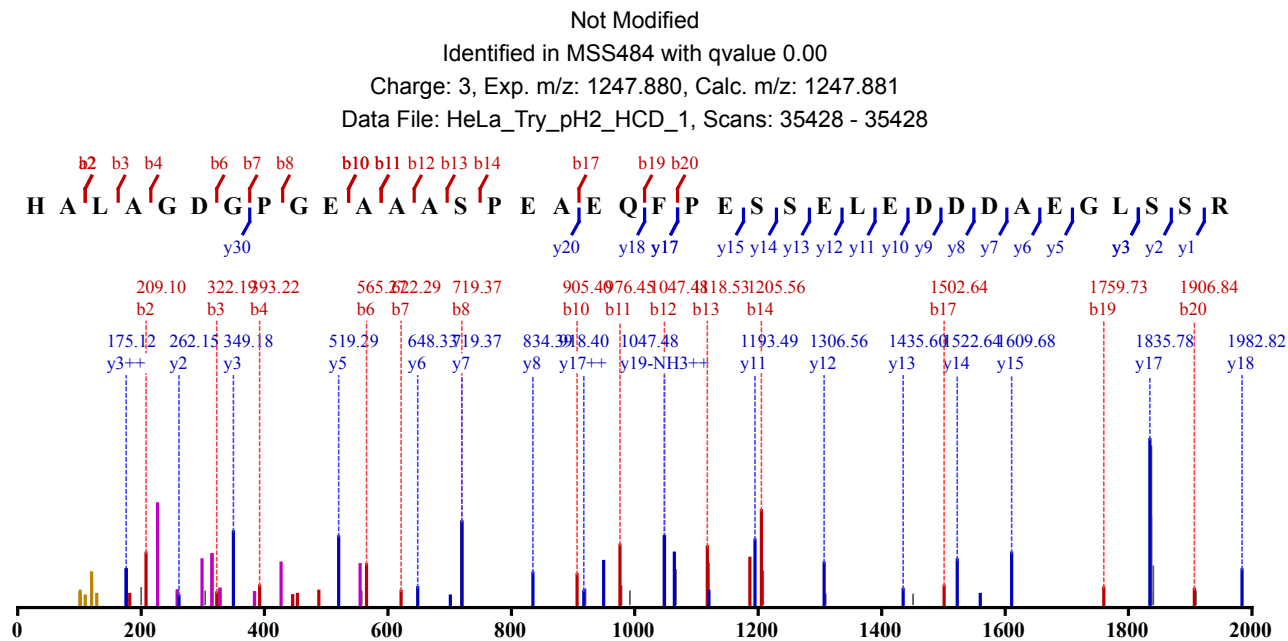


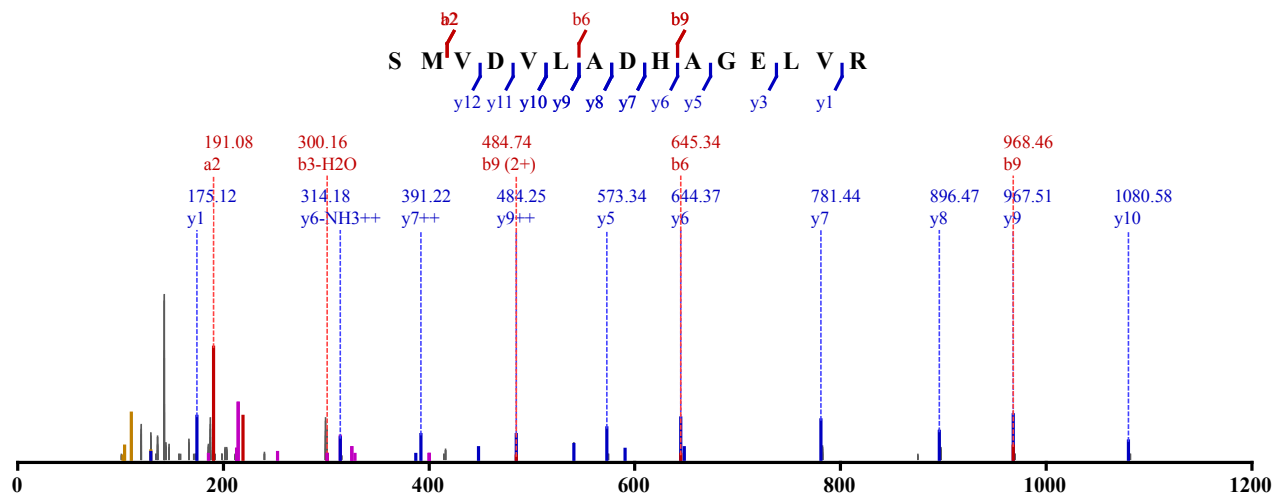
Not Modified
 Identified in MSS487 with qvalue 0.00
 Charge: 2, Exp. m/z: 705.872, Calc. m/z: 705.872
 Data File: HeLa_ArgC-Try_pH5_HCD_3, Scans: 38004 - 38004



Not Modified
 Identified in MSS484 with qvalue 0.00
 Charge: 3, Exp. m/z: 1247.880, Calc. m/z: 1247.881
 Data File: HeLa_Try_pH2_HCD_3, Scans: 33762 - 33762





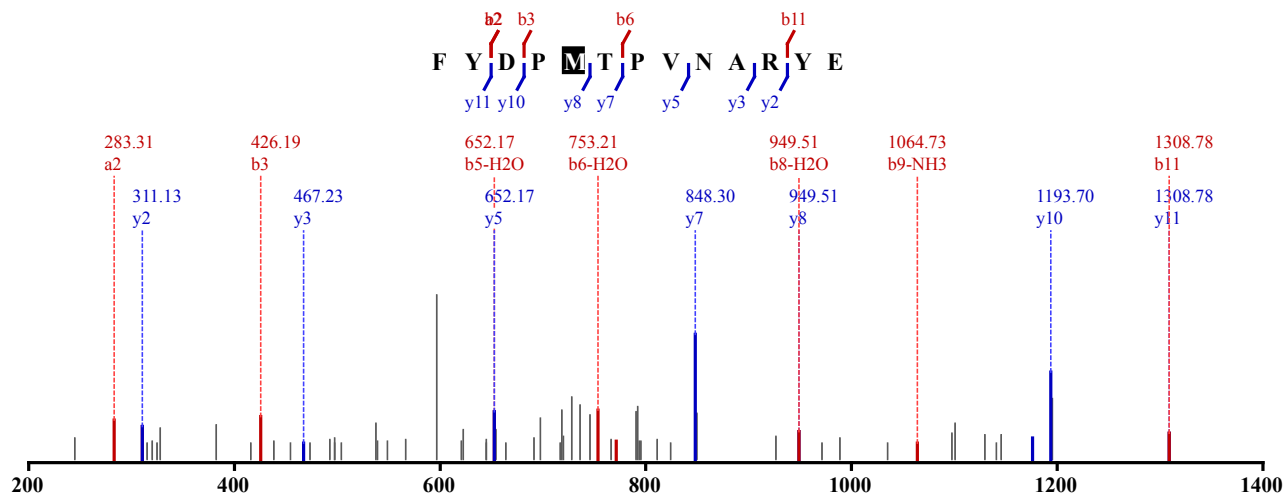


1 x Oxidation (M)

Identified in MSS482 with qvalue 0.00

Charge: 2, Exp. m/z: 809.867, Calc. m/z: 809.862

Data File: HeLa_GluC_pH5_CID_3xload_2, Scans: 16468 - 16468

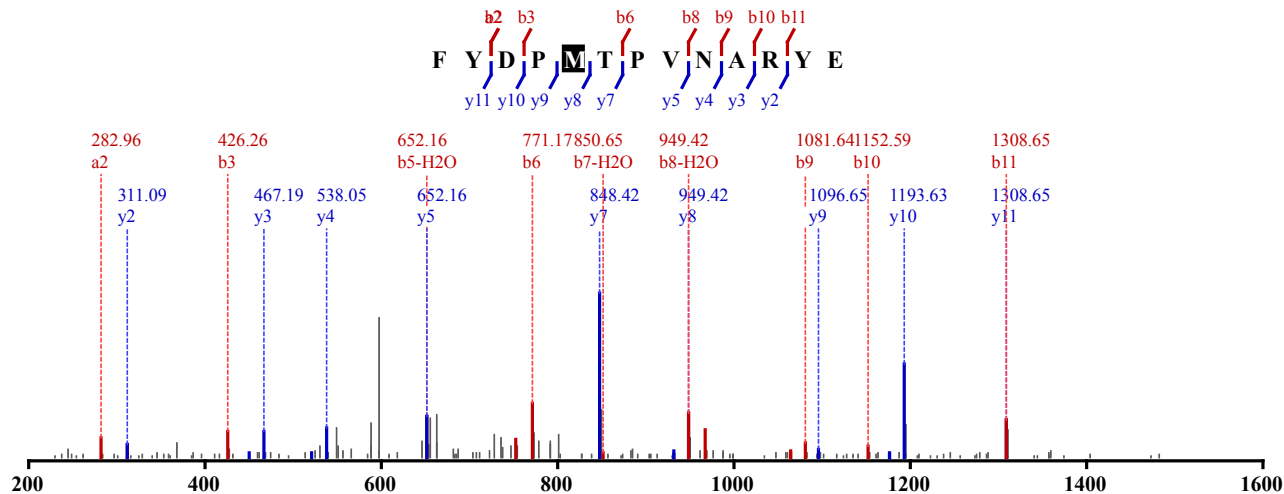


1 x Oxidation (M)

Identified in MSS482 with qvalue 0.00

Charge: 2, Exp. m/z: 809.865, Calc. m/z: 809.862

Data File: HeLa_GluC_80pcACN_CID_3xload_2, Scans: 18123 - 18123

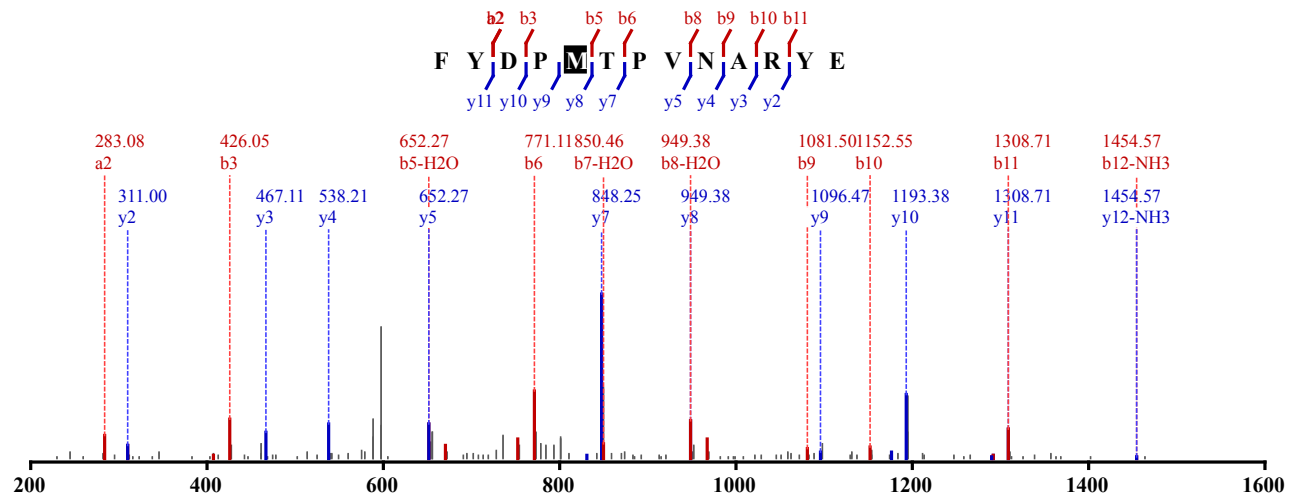


1 x Oxidation (M)

Identified in MSS482 with qvalue 0.00

Charge: 2, Exp. m/z: 809.863, Calc. m/z: 809.862

Data File: HeLa_GluC_80pcACN_CID_3xload, Scans: 16772 - 16772

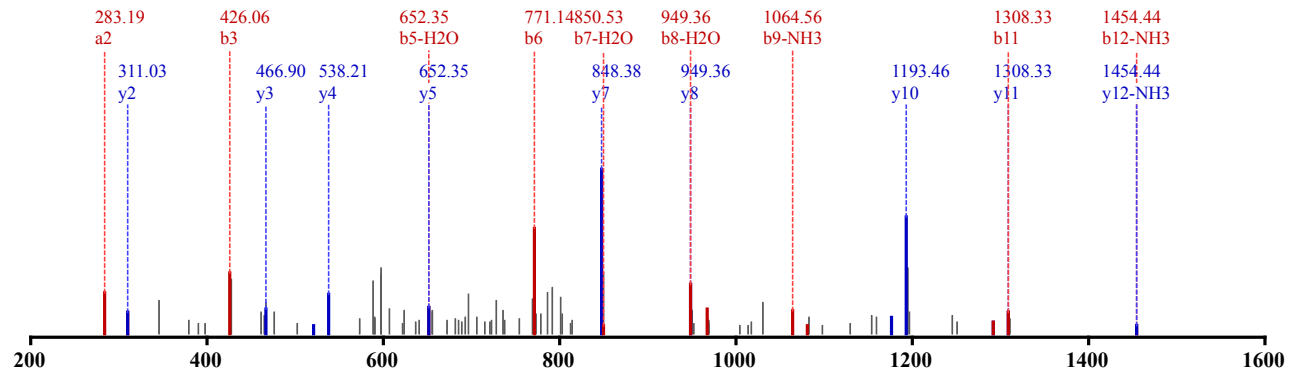
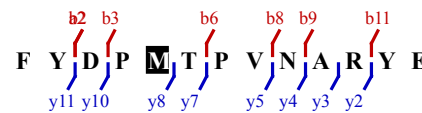


1 x Oxidation (M)

Identified in MSS482 with qvalue 0.00

Charge: 2, Exp. m/z: 809.864, Calc. m/z: 809.862

Data File: HeLa_GluC_pH4_CID_3xload_2, Scans: 16216 - 16216

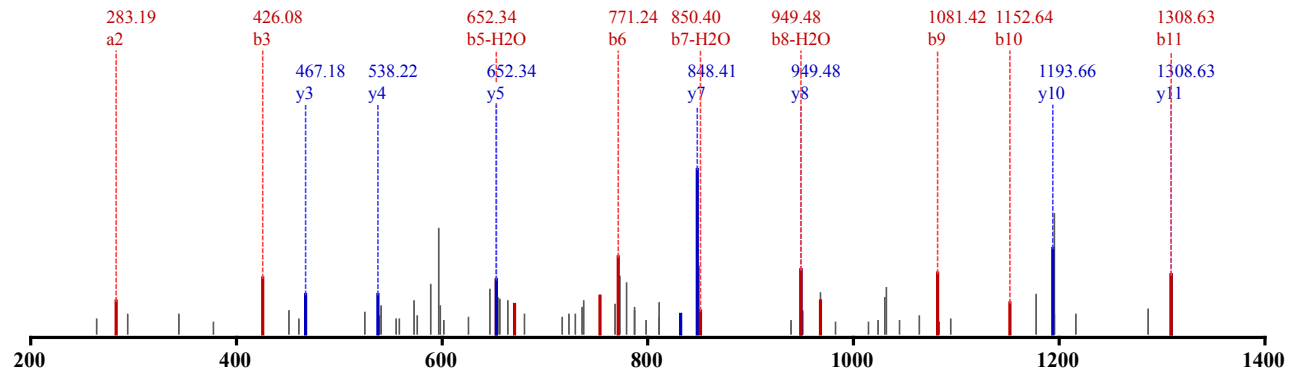
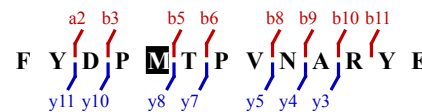


1 x Oxidation (M)

Identified in MSS482 with qvalue 0.00

Charge: 2, Exp. m/z: 809.864, Calc. m/z: 809.862

Data File: HeLa_GluC_pH4_CID_3xload_2, Scans: 16282 - 16282

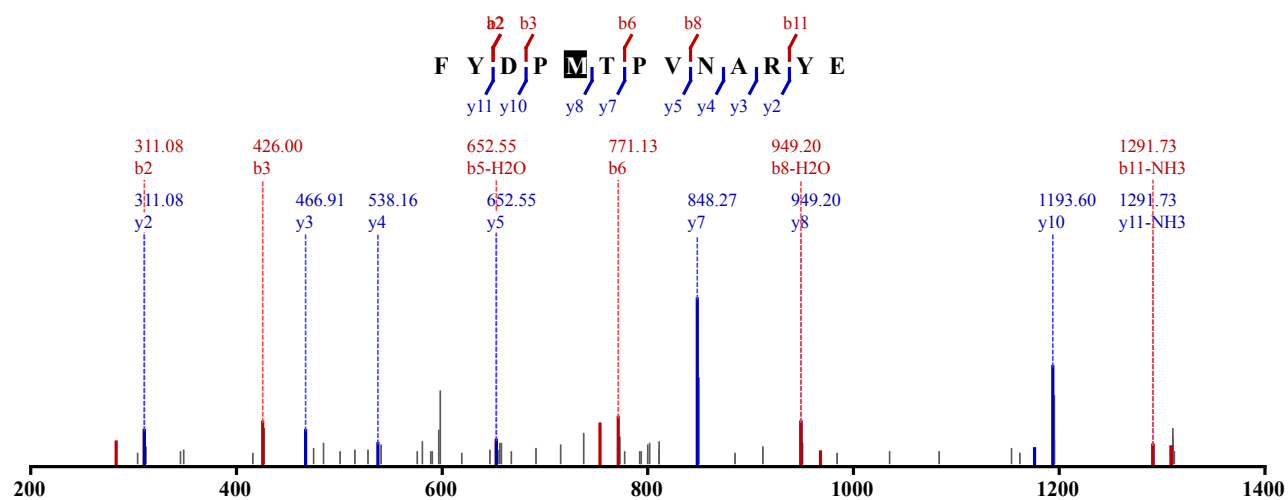


1 x Oxidation (M)

Identified in MSS482 with qvalue 0.00

Charge: 2, Exp. m/z: 809.865, Calc. m/z: 809.862

Data File: HeLa_GluC_pH4_CID_3xload_3, Scans: 15886 - 15886

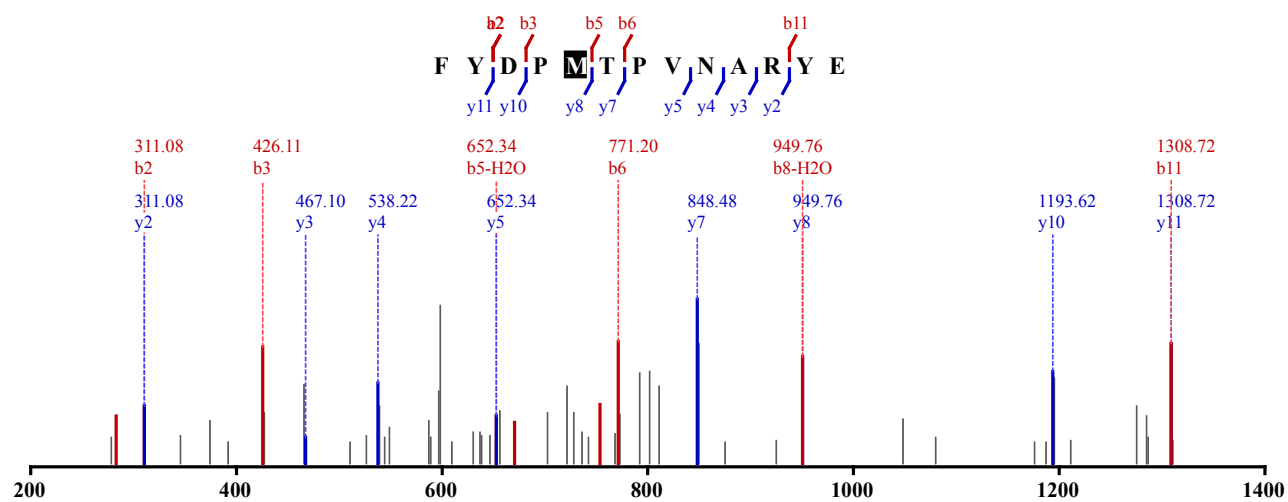


1 x Oxidation (M)

Identified in MSS482 with qvalue 0.00

Charge: 2, Exp. m/z: 809.865, Calc. m/z: 809.862

Data File: HeLa_GluC_pH4_CID_3xload_3, Scans: 15943 - 15943

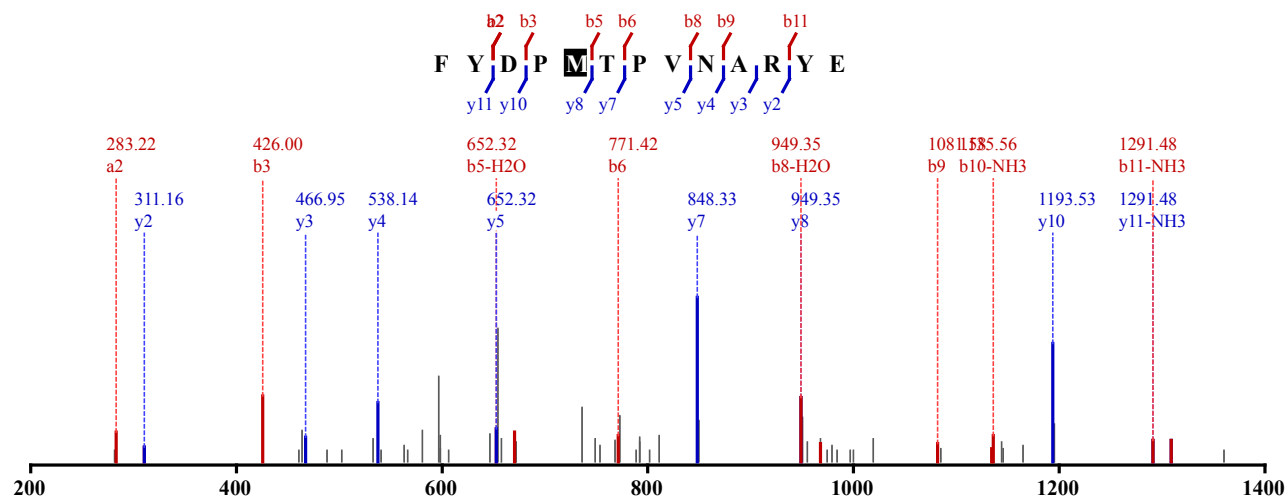


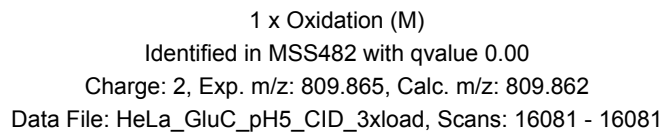
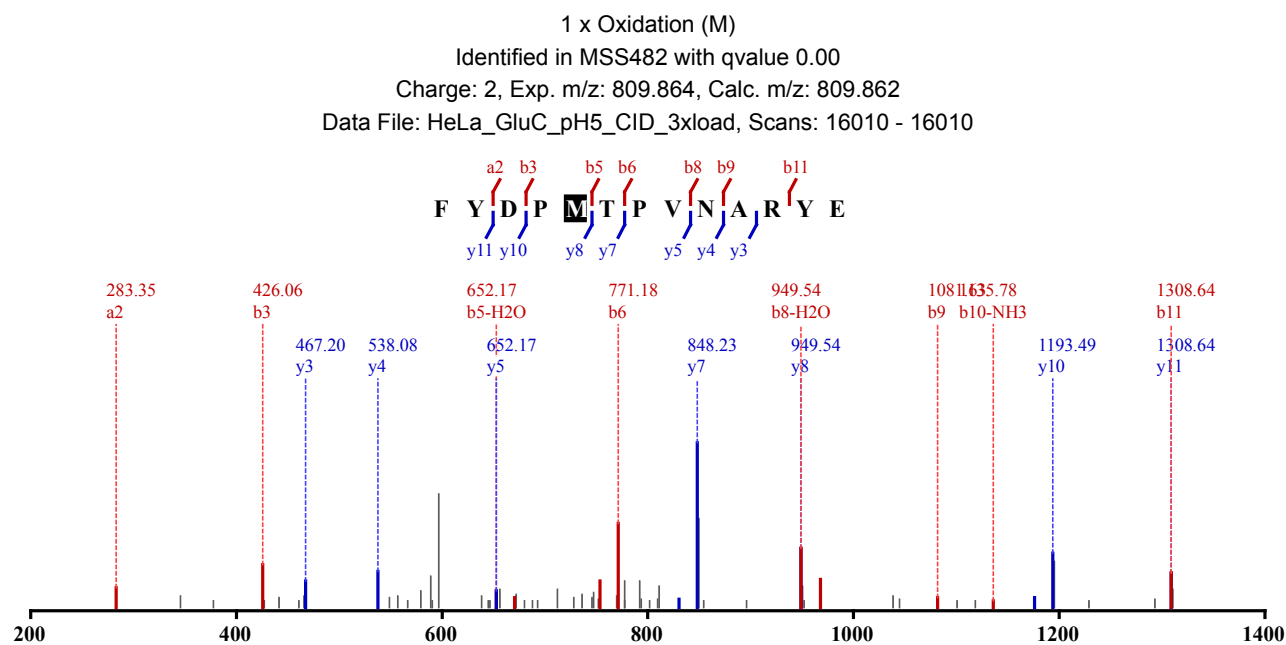
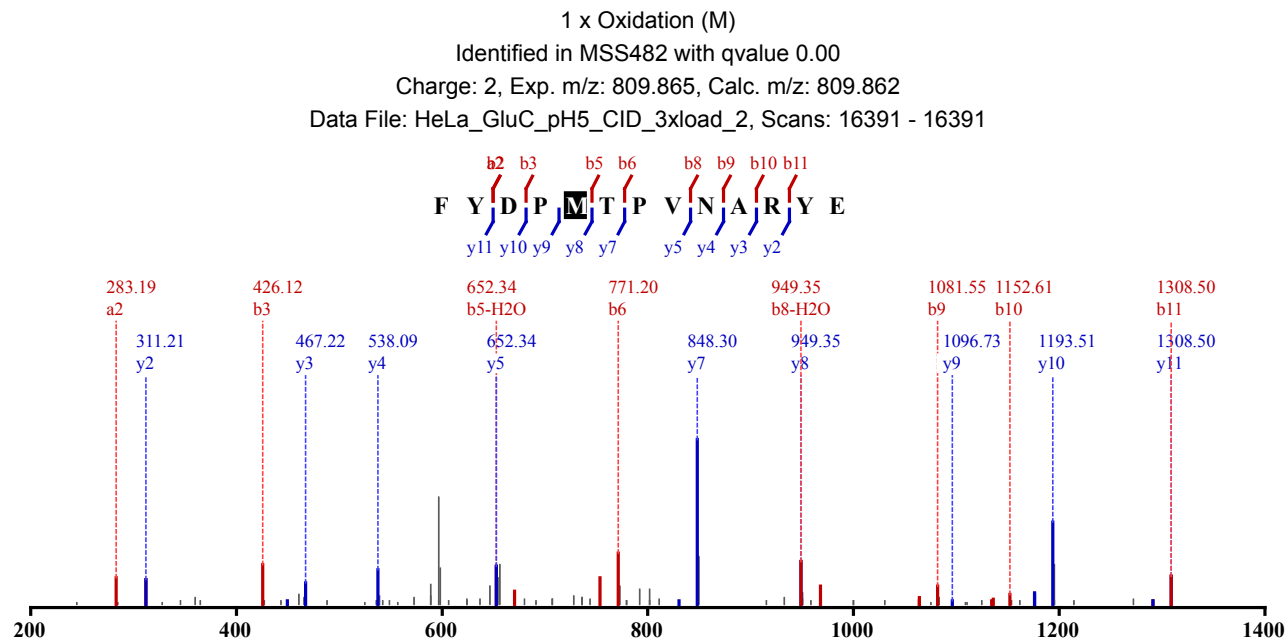
1 x Oxidation (M)

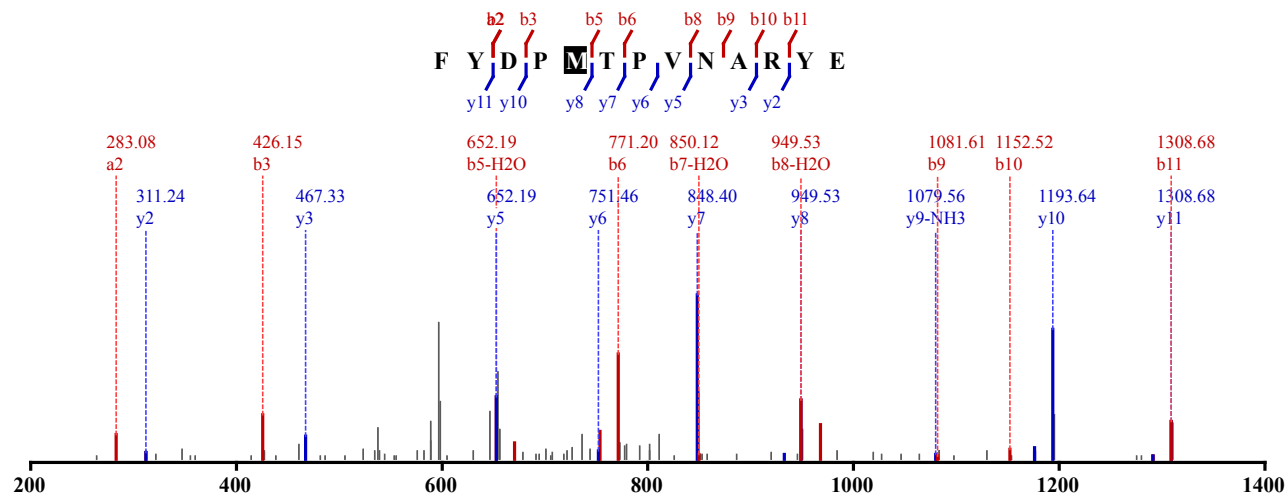
Identified in MSS482 with qvalue 0.00

Charge: 2, Exp. m/z: 809.865, Calc. m/z: 809.862

Data File: HeLa_GluC_pH4_CID_3xload, Scans: 15819 - 15819





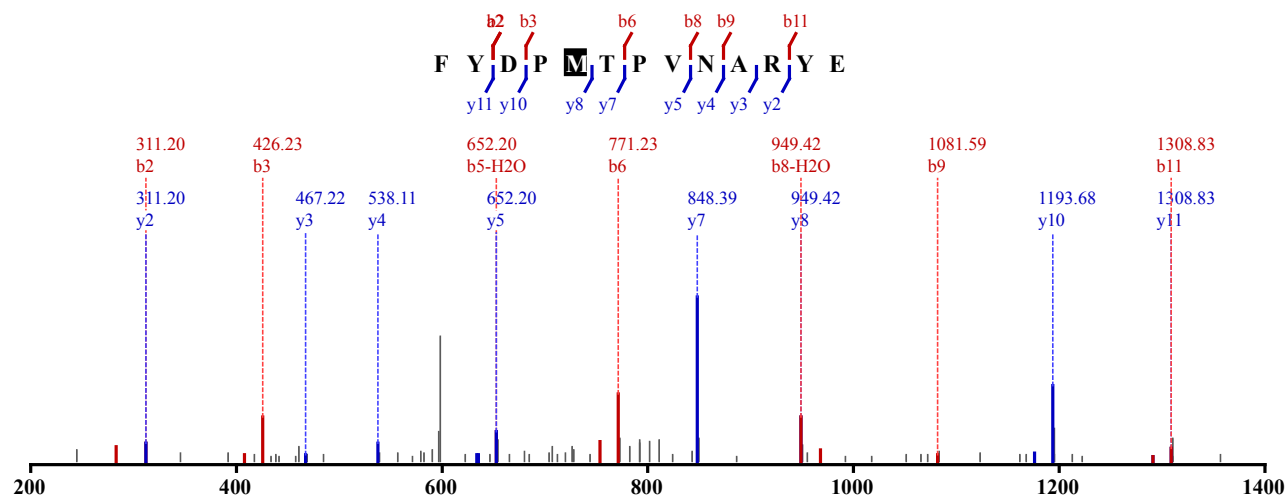


1 x Oxidation (M)

Identified in MSS482 with qvalue 0.00

Charge: 2, Exp. m/z: 809.866, Calc. m/z: 809.862

Data File: HeLa_GluC_pH6_CID_3xload_2, Scans: 17910 - 17910

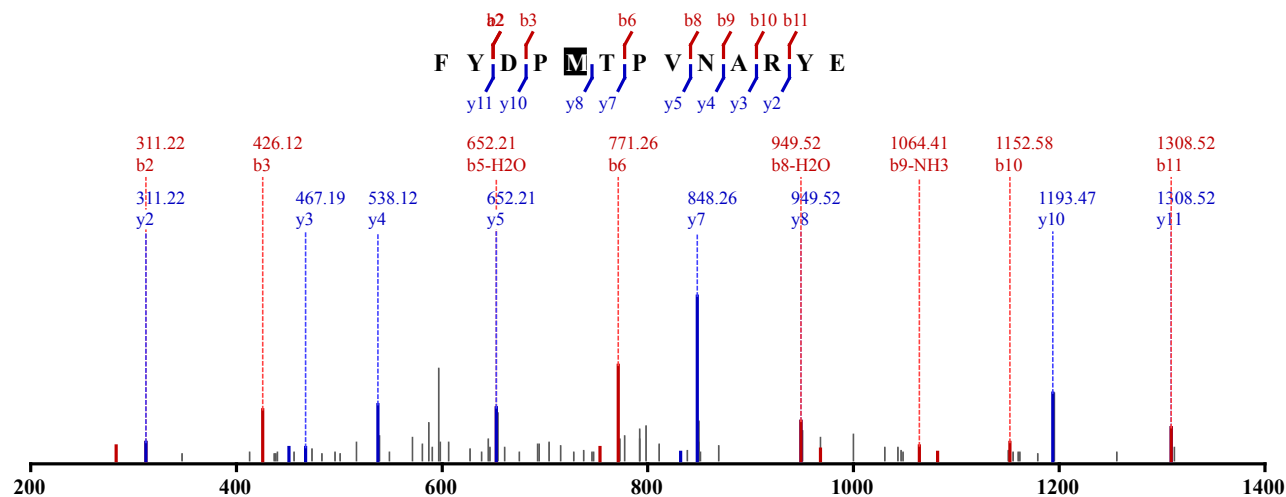


1 x Oxidation (M)

Identified in MSS482 with qvalue 0.00

Charge: 2, Exp. m/z: 809.865, Calc. m/z: 809.862

Data File: HeLa_GluC_pH6_CID_3xload_2, Scans: 18051 - 18051

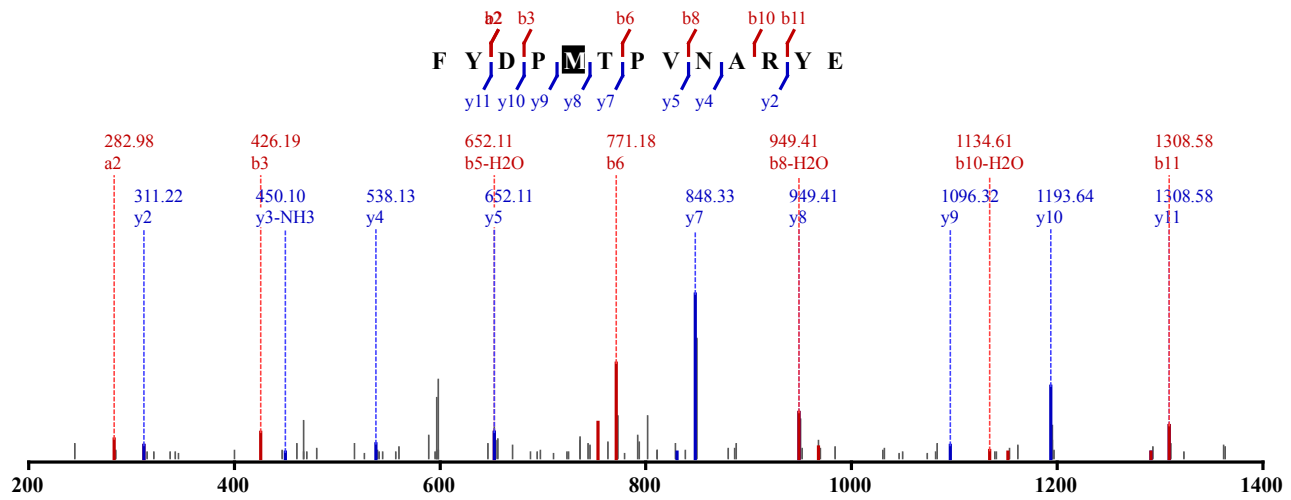


1 x Oxidation (M)

Identified in MSS482 with qvalue 0.00

Charge: 2, Exp. m/z: 809.865, Calc. m/z: 809.862

Data File: HeLa_GluC_pH6_CID_3xload_3, Scans: 17785 - 17785

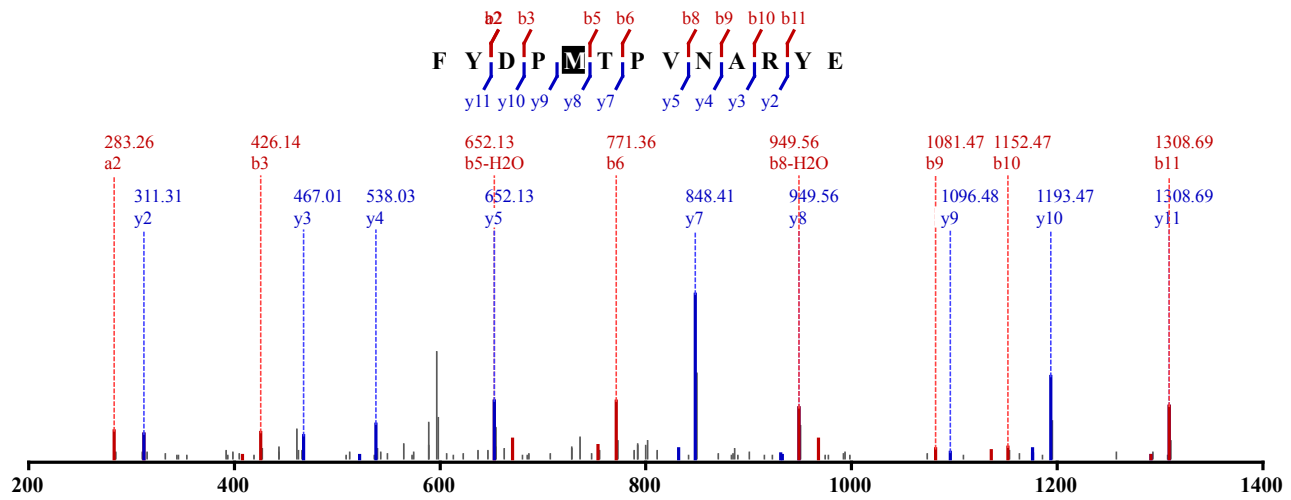


1 x Oxidation (M)

Identified in MSS482 with qvalue 0.00

Charge: 2, Exp. m/z: 809.865, Calc. m/z: 809.862

Data File: HeLa_GluC_pH6_CID_3xload_3, Scans: 17856 - 17856

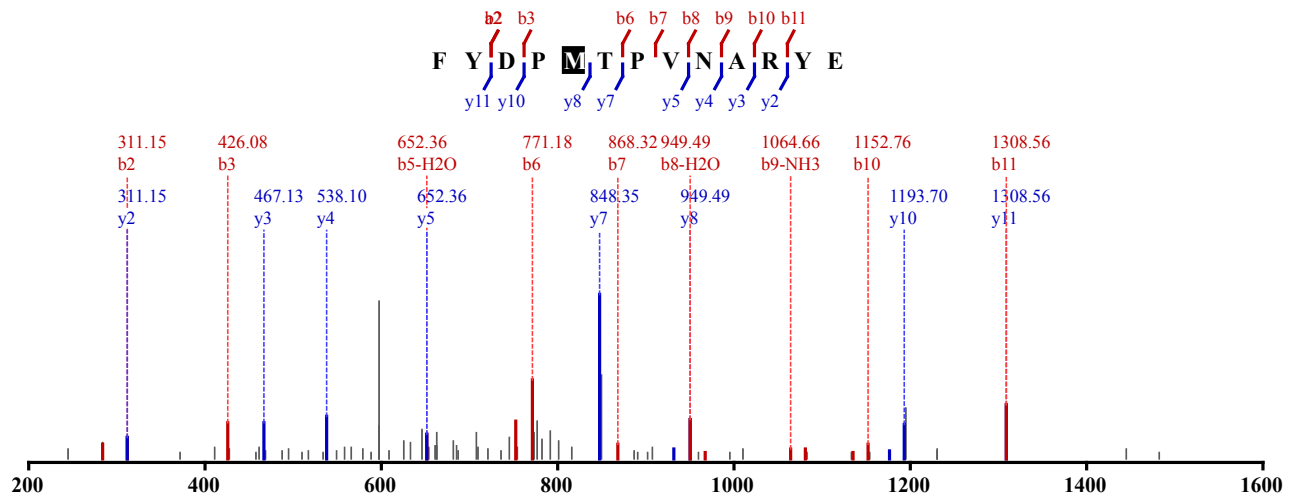


1 x Oxidation (M)

Identified in MSS482 with qvalue 0.00

Charge: 2, Exp. m/z: 809.865, Calc. m/z: 809.862

Data File: HeLa_GluC_pH6_CID_3xload_3, Scans: 17931 - 17931

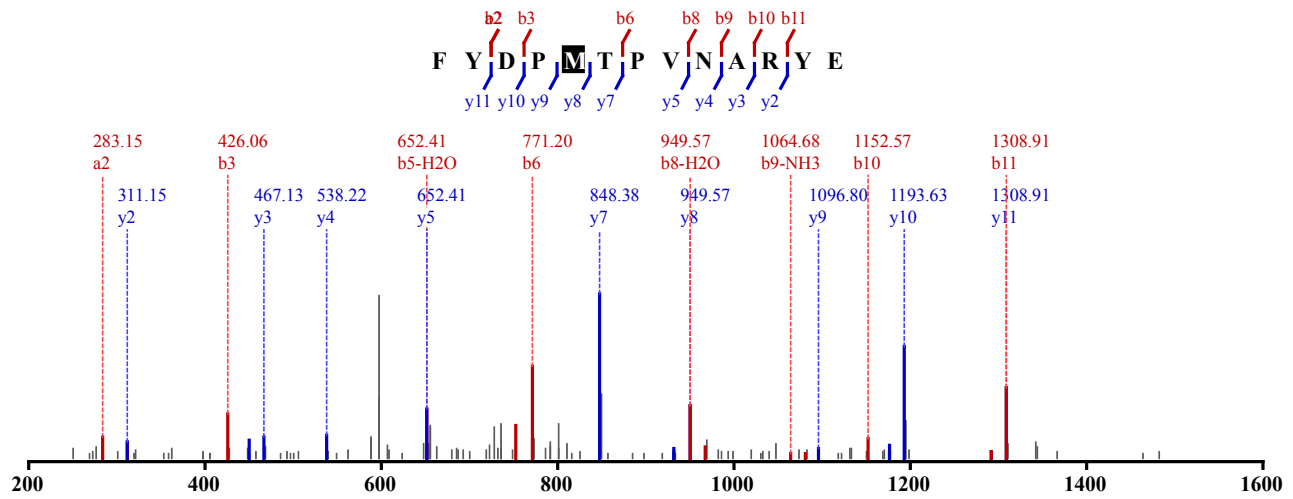


1 x Oxidation (M)

Identified in MSS482 with qvalue 0.00

Charge: 2, Exp. m/z: 809.865, Calc. m/z: 809.862

Data File: HeLa_GluC_pH6_CID_3xload, Scans: 17887 - 17887

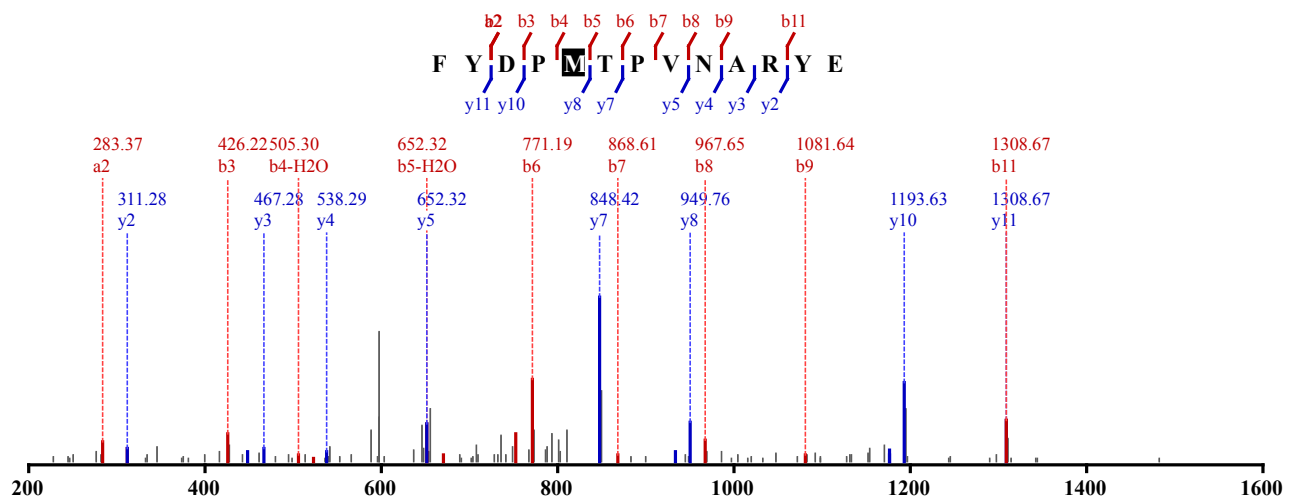


1 x Oxidation (M)

Identified in MSS482 with qvalue 0.00

Charge: 2, Exp. m/z: 809.864, Calc. m/z: 809.862

Data File: HeLa_GluC_pH6_CID_3xload, Scans: 17955 - 17955

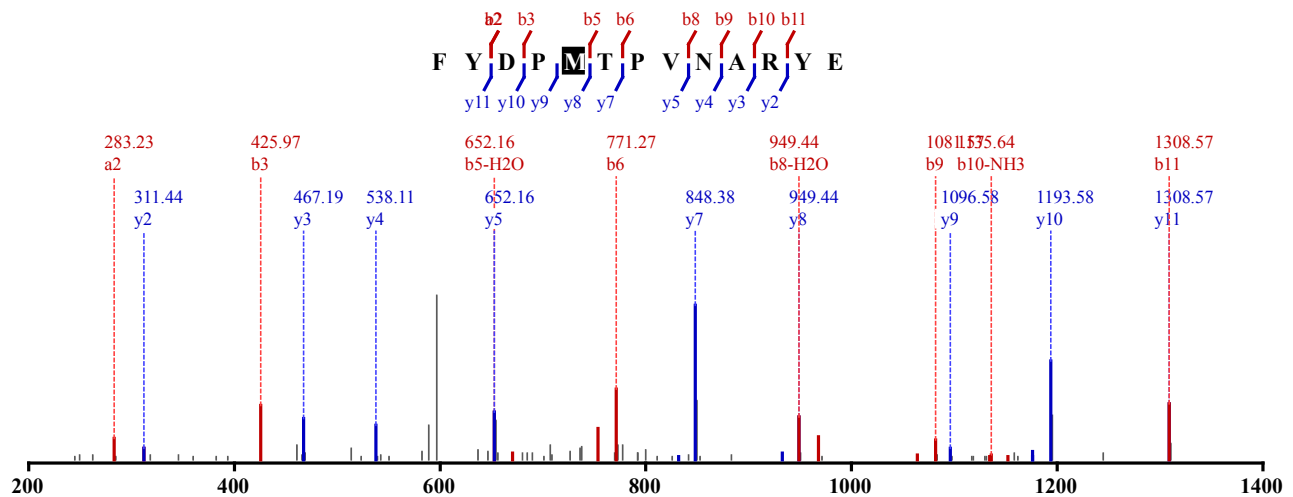


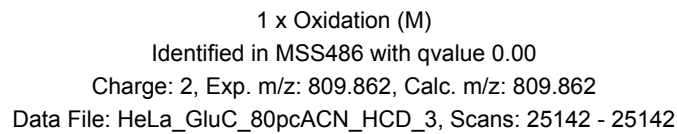
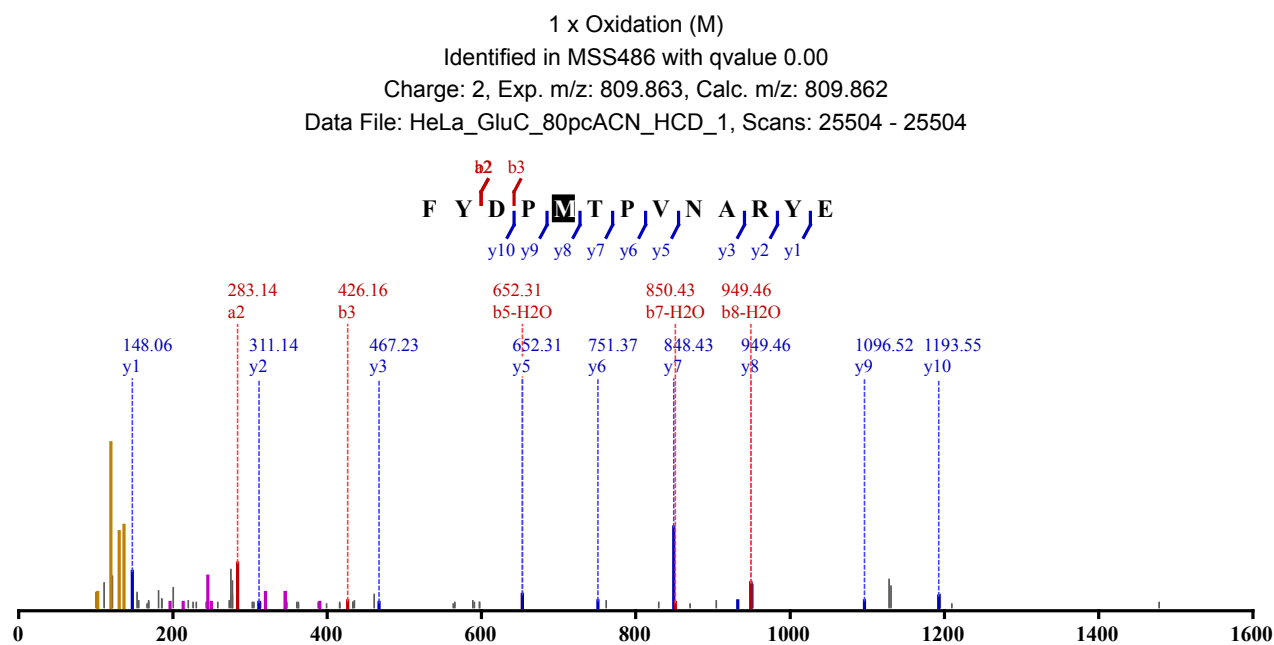
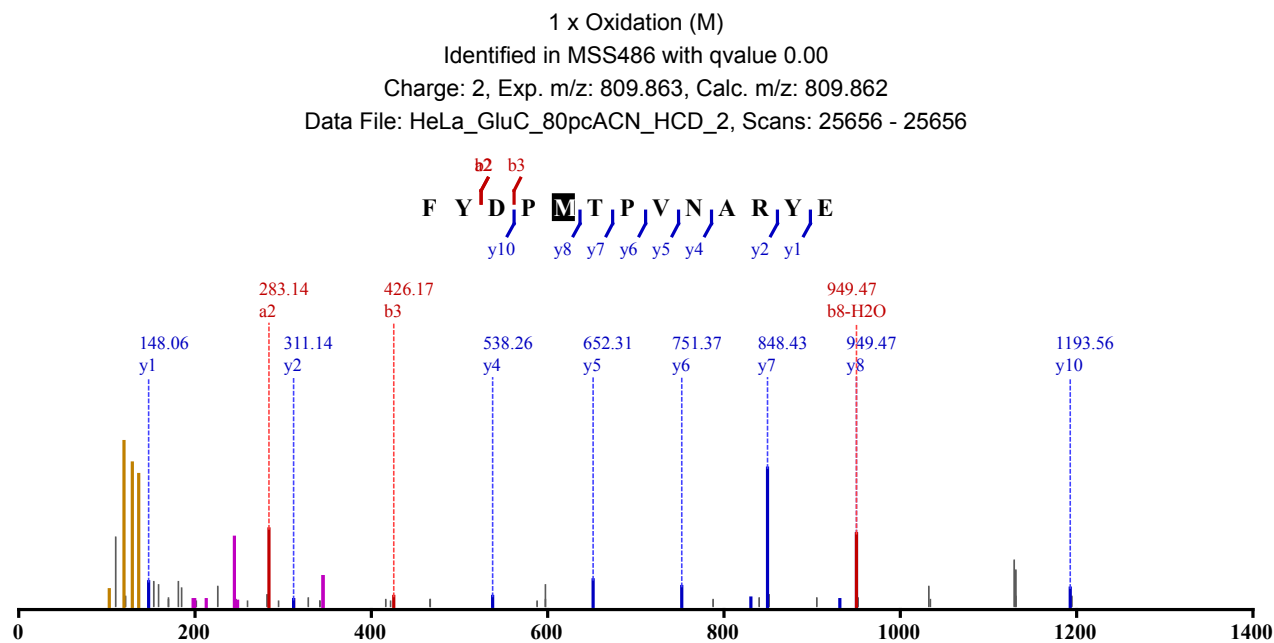
1 x Oxidation (M)

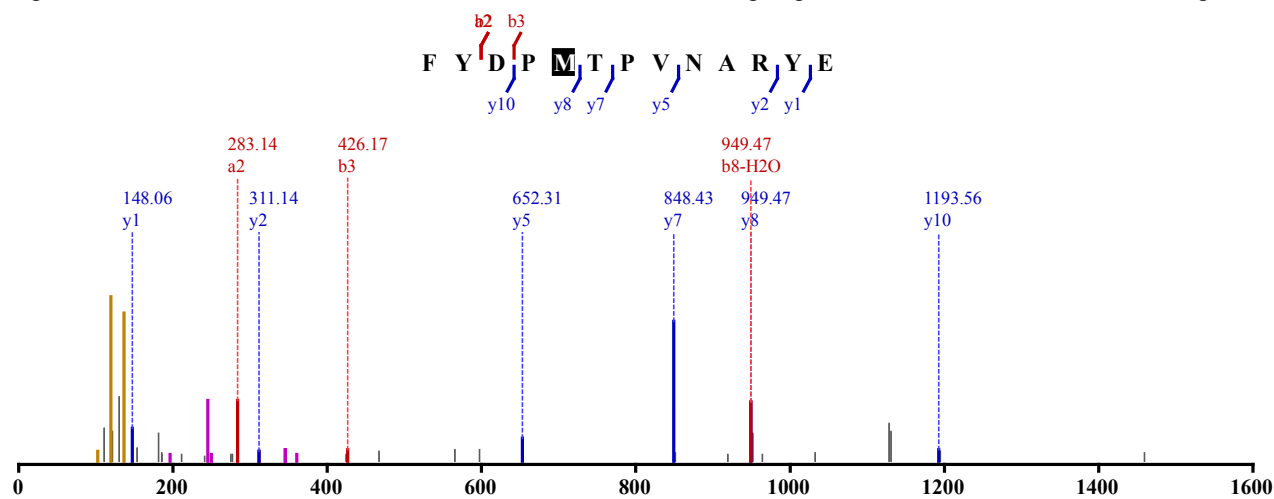
Identified in MSS482 with qvalue 0.00

Charge: 2, Exp. m/z: 809.865, Calc. m/z: 809.862

Data File: HeLa_GluC_pH5_CID_3xload_3, Scans: 16496 - 16496





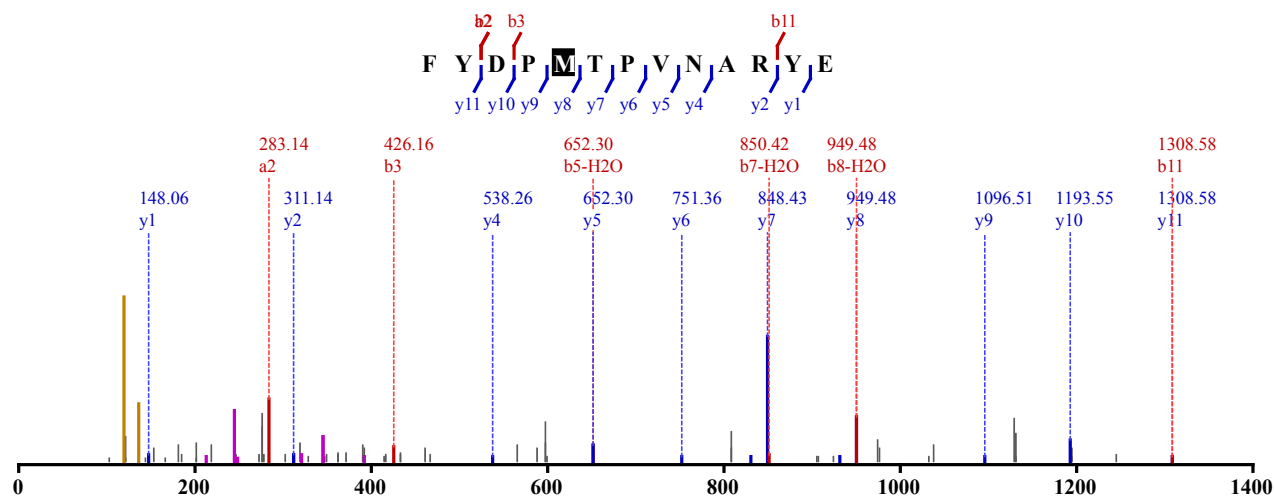


1 x Oxidation (M)

Identified in MSS486 with qvalue 0.00

Charge: 2, Exp. m/z: 809.863, Calc. m/z: 809.862

Data File: HeLa_GluC_pH5_HCD_1, Scans: 26606 - 26606

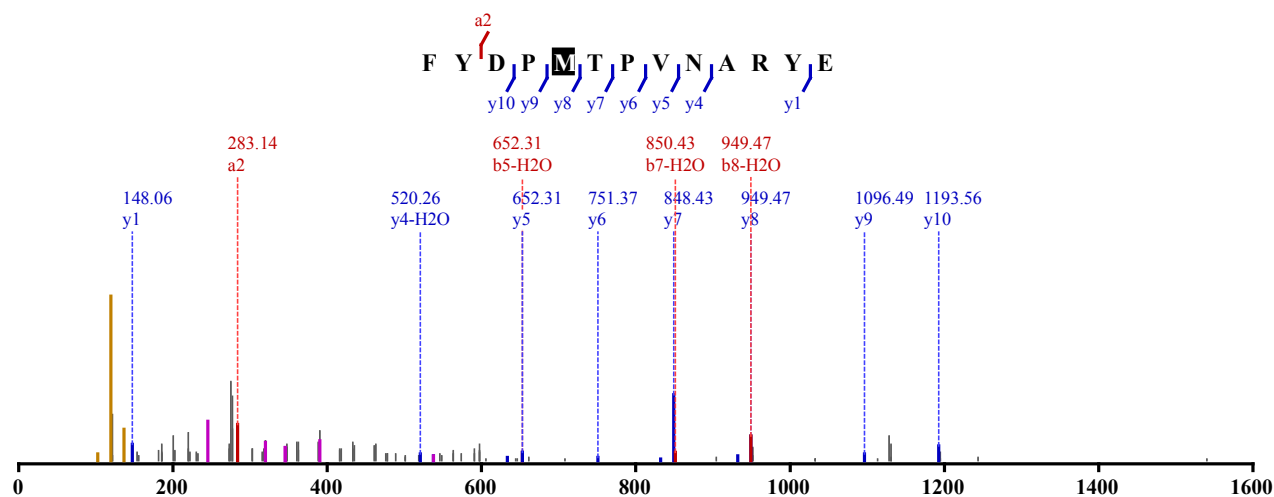


1 x Oxidation (M)

Identified in MSS486 with qvalue 0.01

Charge: 2, Exp. m/z: 809.863, Calc. m/z: 809.862

Data File: HeLa_GluC_pH5_HCD_1, Scans: 26526 - 26526

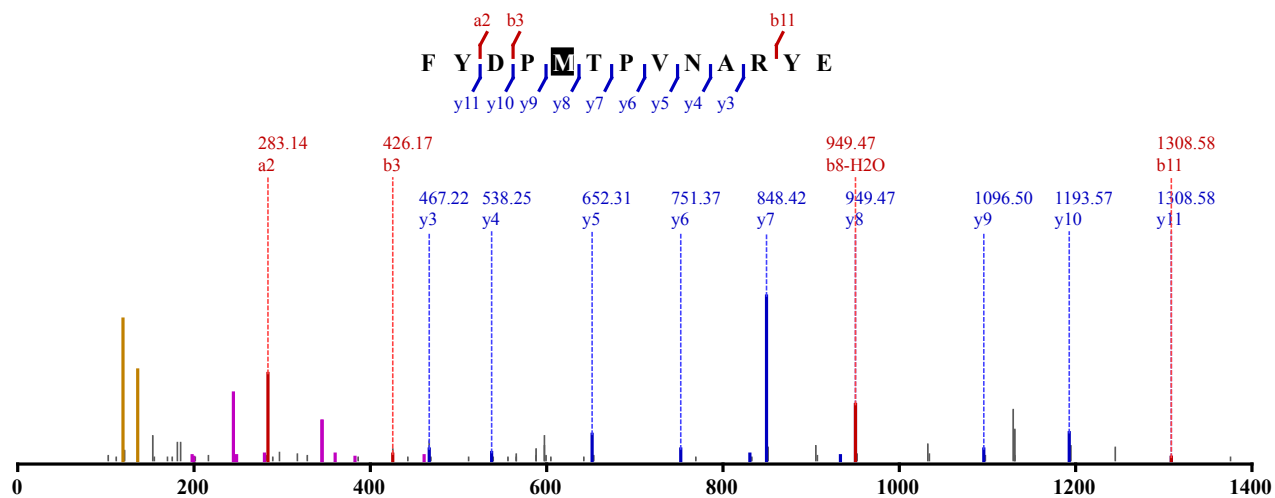


1 x Oxidation (M)

Identified in MSS486 with qvalue 0.00

Charge: 2, Exp. m/z: 809.864, Calc. m/z: 809.862

Data File: HeLa_GluC_pH6_HCD_2, Scans: 27848 - 27848

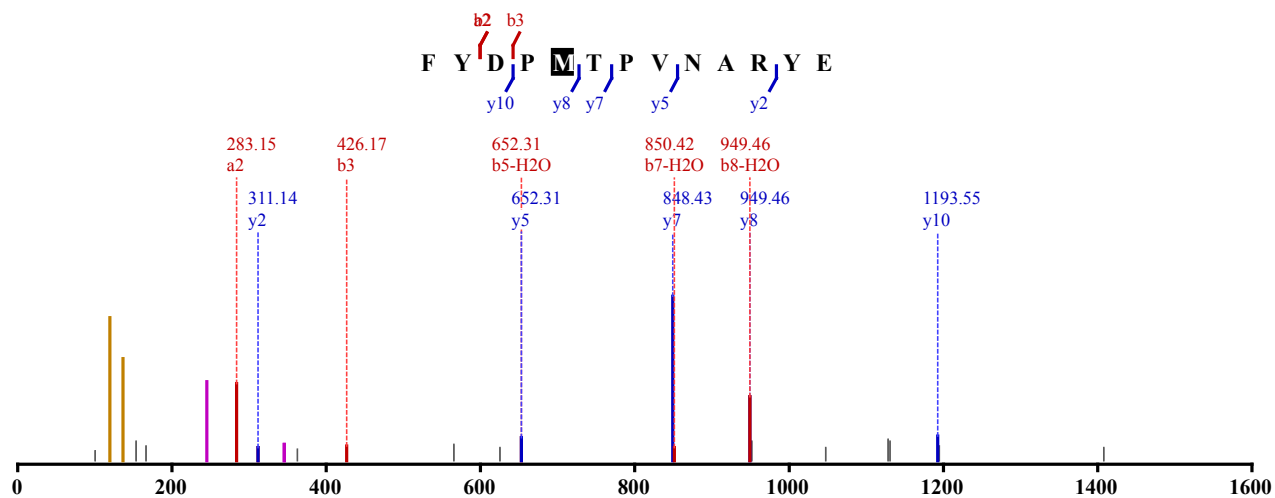


1 x Oxidation (M)

Identified in MSS486 with qvalue 0.00

Charge: 2, Exp. m/z: 809.863, Calc. m/z: 809.862

Data File: HeLa_GluC_pH4_HCD_2, Scans: 25519 - 25519

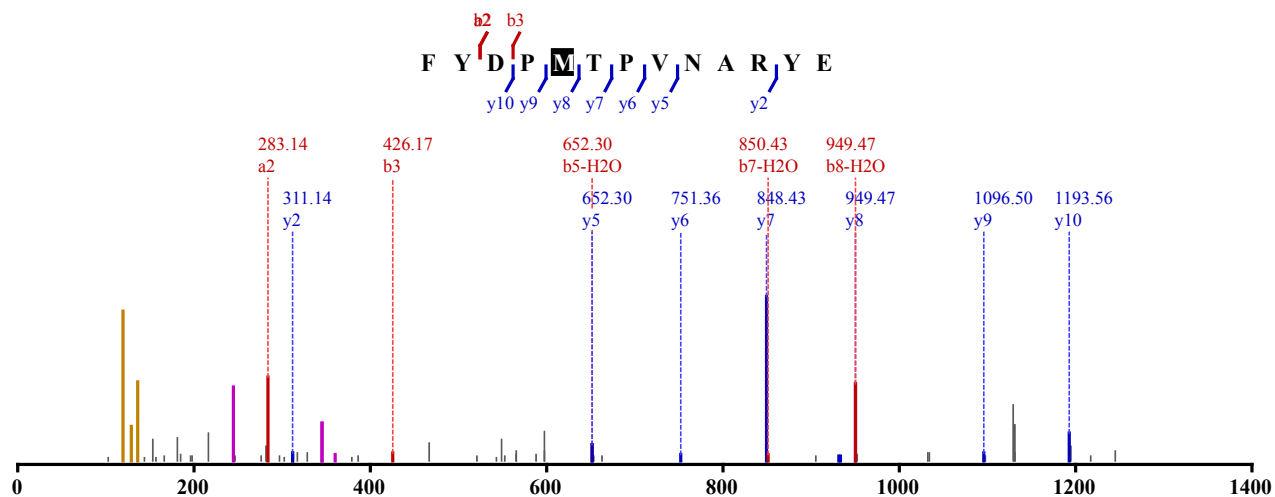


1 x Oxidation (M)

Identified in MSS486 with qvalue 0.00

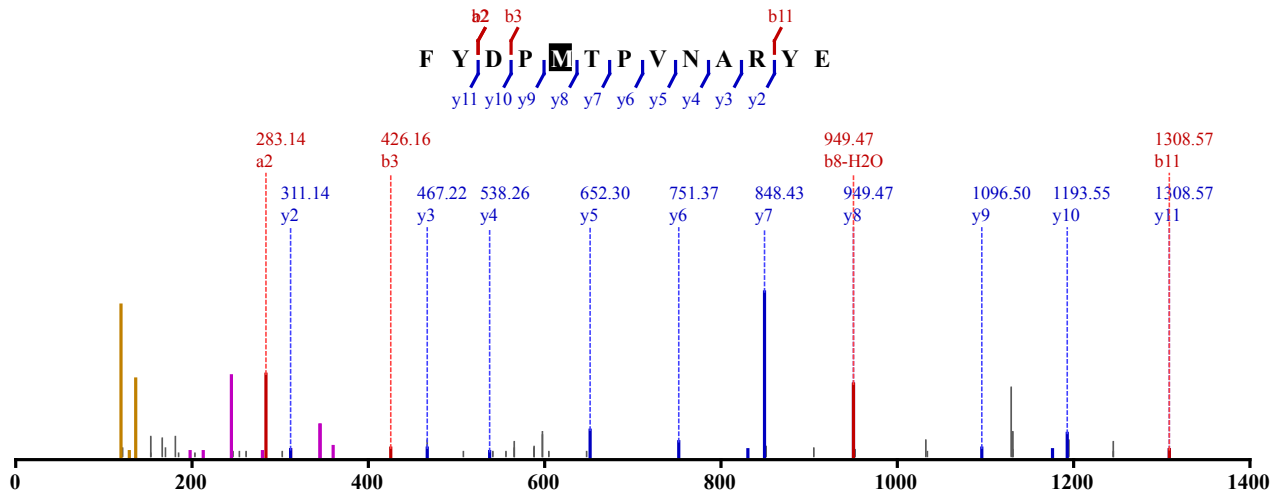
Charge: 2, Exp. m/z: 809.863, Calc. m/z: 809.862

Data File: HeLa_GluC_pH5_HCD_2, Scans: 26087 - 26087

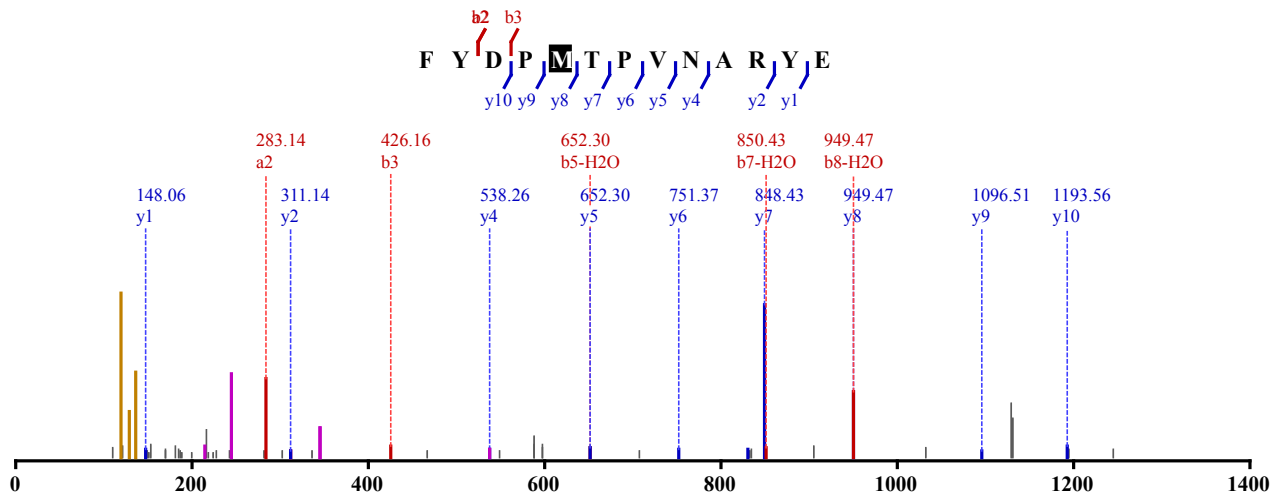


1 x Oxidation (M)

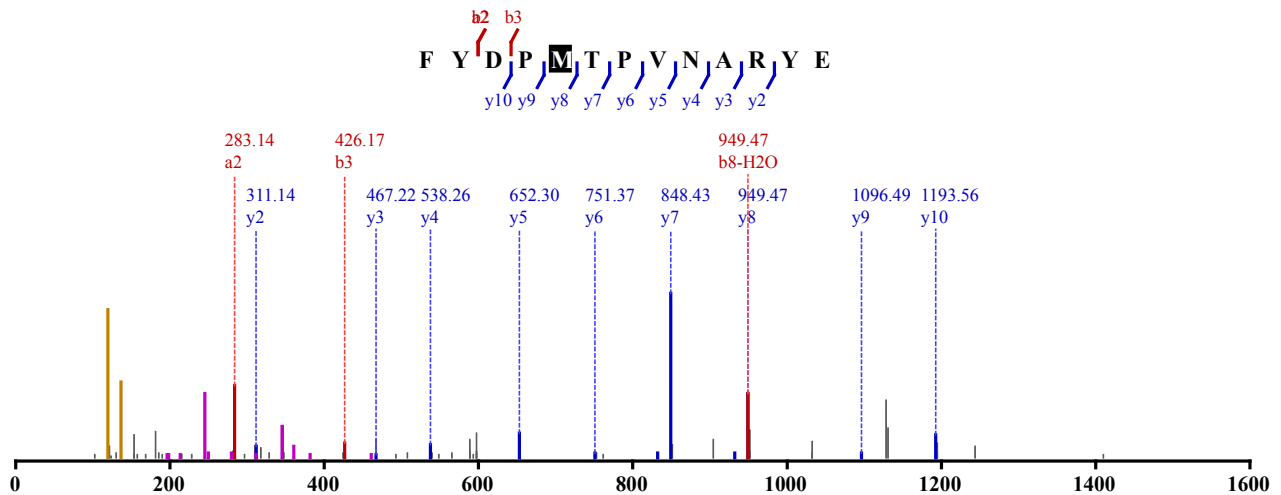
Identified in MSS486 with qvalue 0.00
 Charge: 2, Exp. m/z: 809.863, Calc. m/z: 809.862
 Data File: HeLa_GluC_pH5_HCD_2, Scans: 26164 - 26164

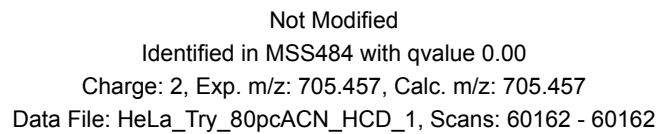
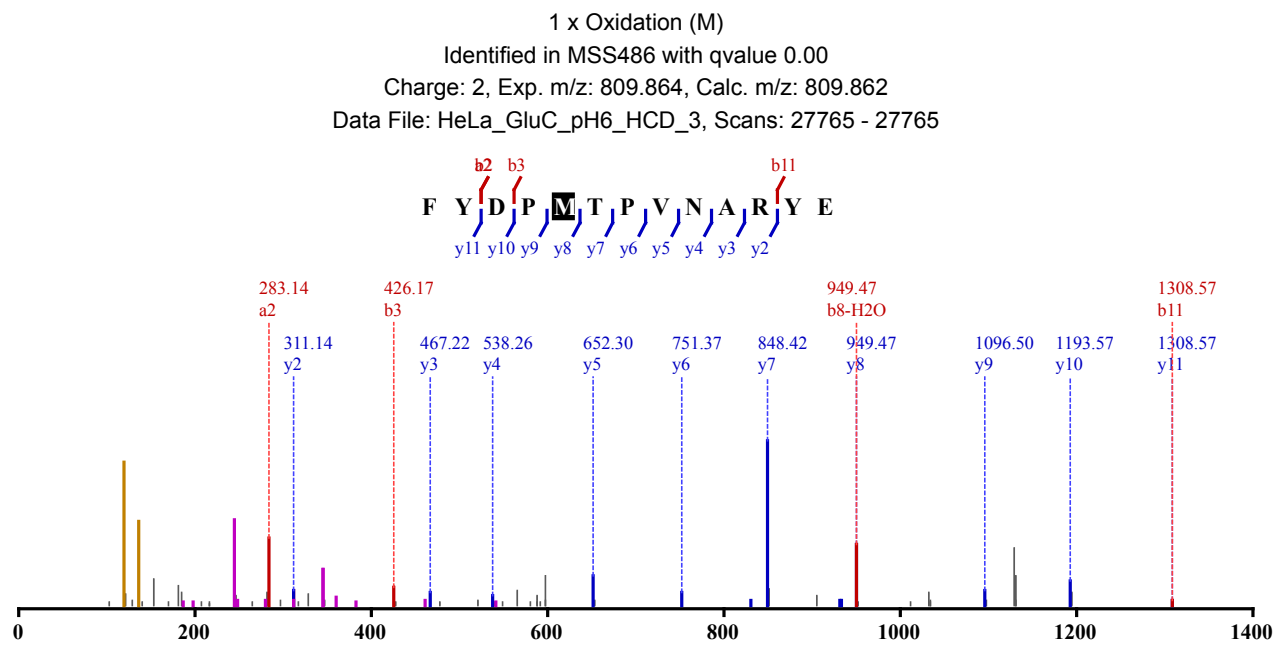
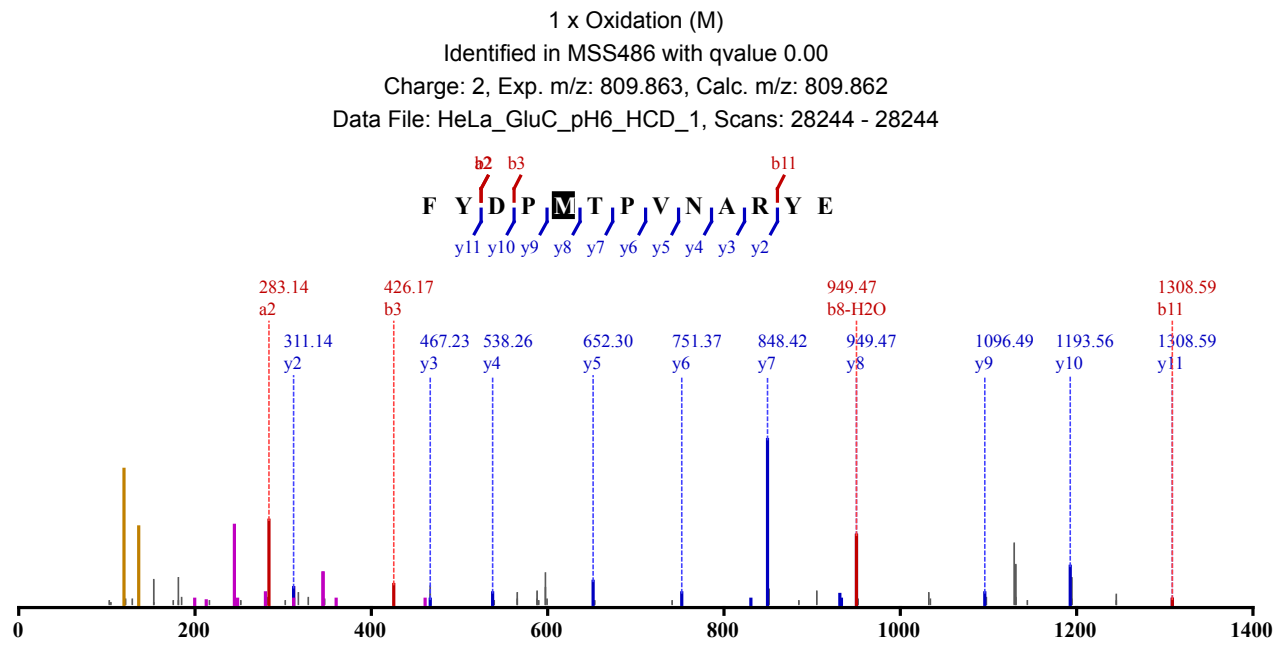


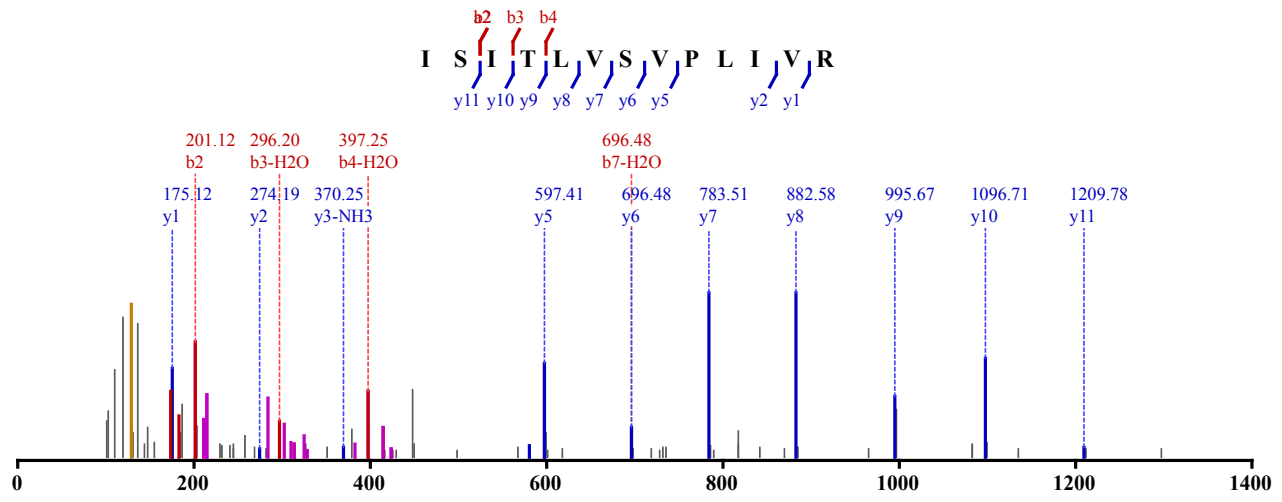
1 x Oxidation (M)
 Identified in MSS486 with qvalue 0.00
 Charge: 2, Exp. m/z: 809.865, Calc. m/z: 809.862
 Data File: HeLa_GluC_pH5_HCD_3, Scans: 25956 - 25956



1 x Oxidation (M)
 Identified in MSS486 with qvalue 0.00
 Charge: 2, Exp. m/z: 809.863, Calc. m/z: 809.862
 Data File: HeLa_GluC_pH5_HCD_3, Scans: 26028 - 26028





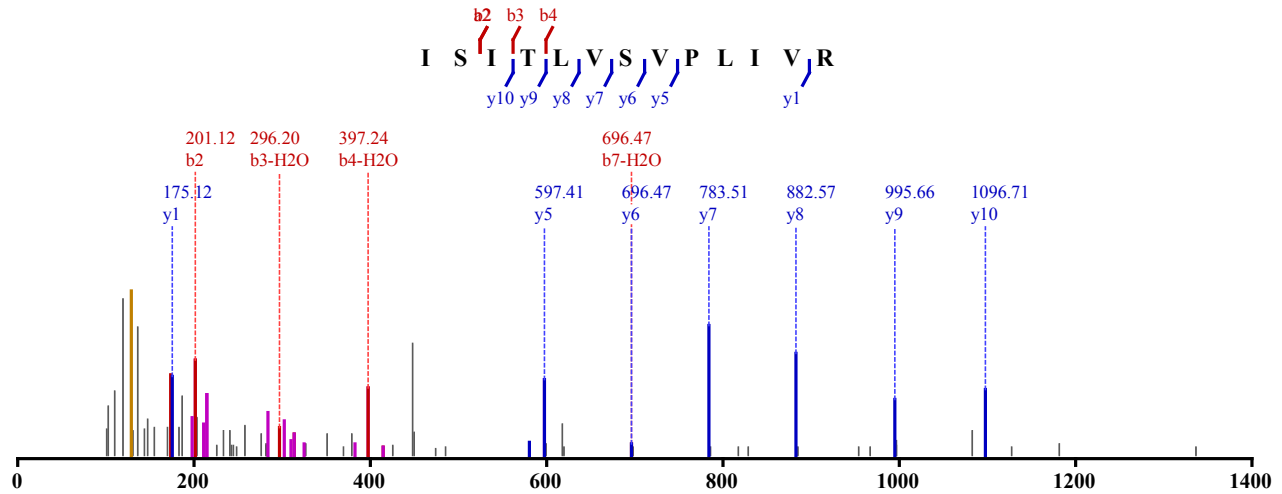


Not Modified

Identified in MSS484 with qvalue 0.00

Charge: 2, Exp. m/z: 705.458, Calc. m/z: 705.457

Data File: HeLa_Try_80pcACN_HCD_2, Scans: 59730 - 59730

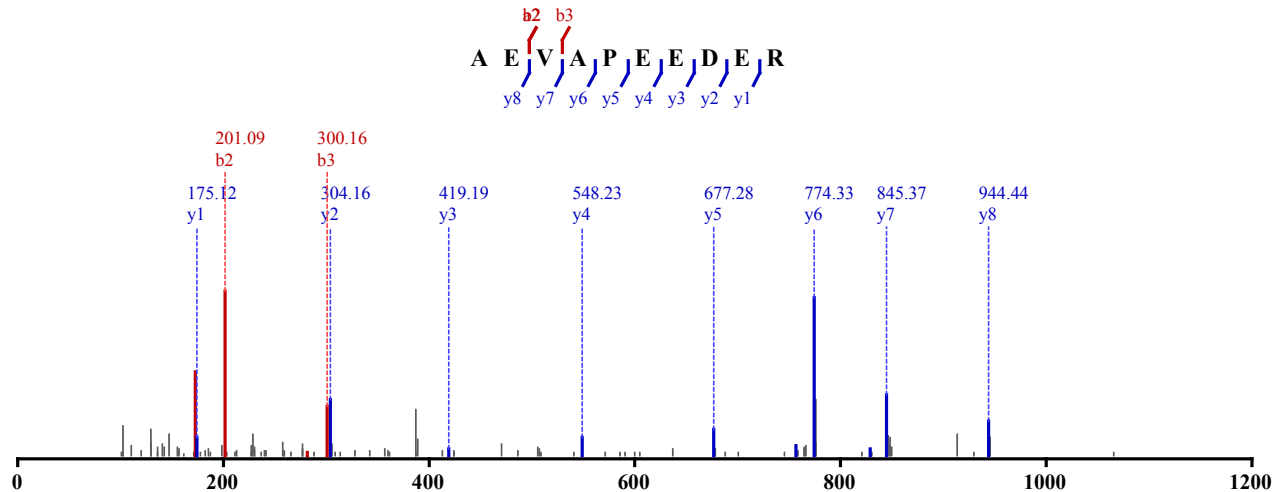


Not Modified

Identified in MSS30 with qvalue 0.00

Charge: 2, Exp. m/z: 572.762, Calc. m/z: 572.757

Data File: 20101224_Velos1_TaGe_SA_HeLa_05, Scans: 2445 - 2445

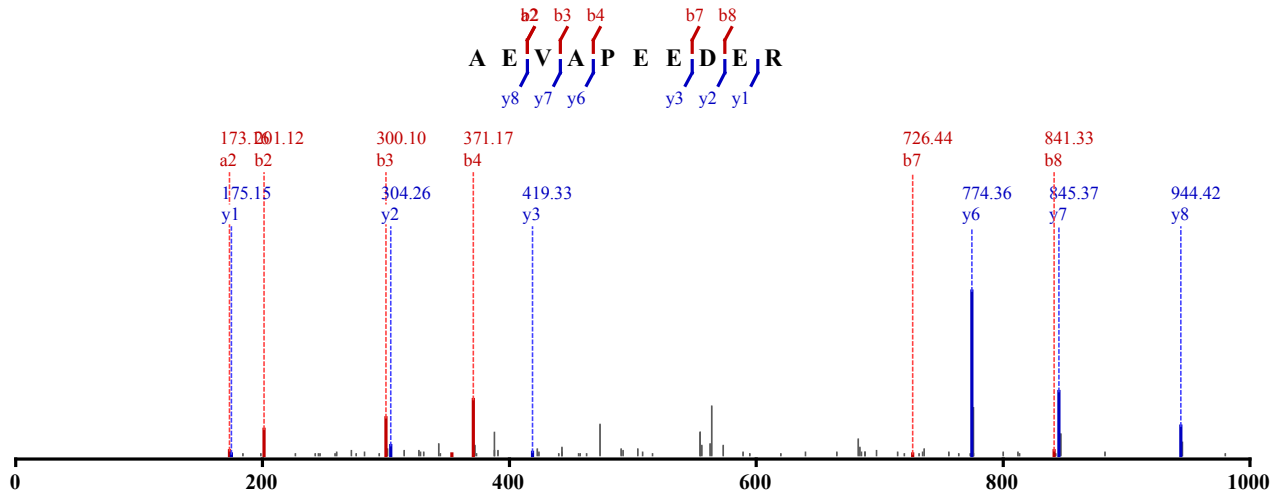


Not Modified

Identified in MSS480 with qvalue 0.00

Charge: 2, Exp. m/z: 572.759, Calc. m/z: 572.762

Data File: HeLa_try_pH3_CID_3xload_3, Scans: 7793 - 7793

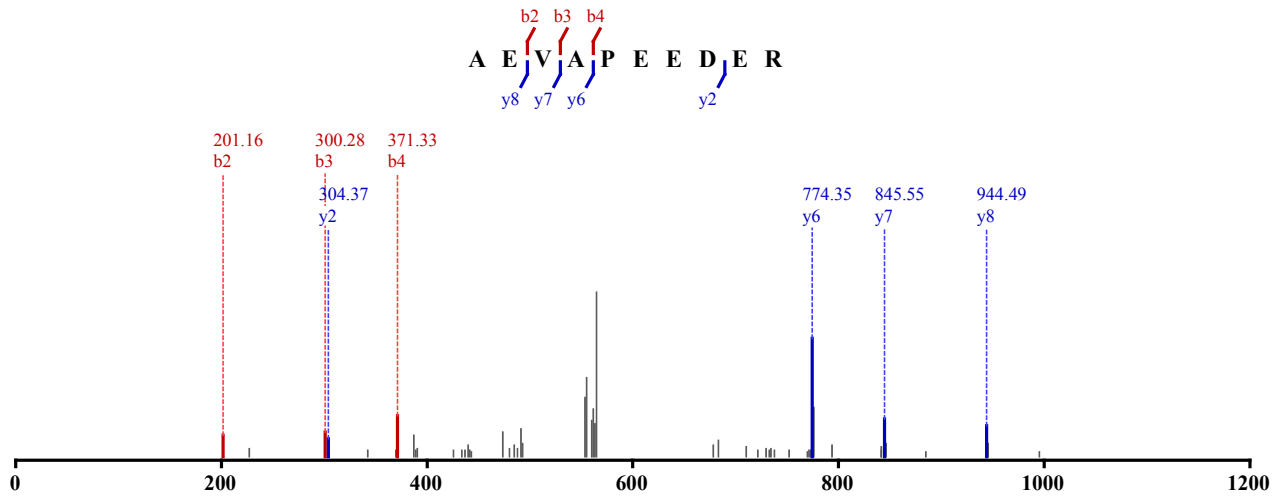


Not Modified

Identified in MSS480 with qvalue 0.00

Charge: 2, Exp. m/z: 572.759, Calc. m/z: 572.762

Data File: HeLa_try_pH3_CID_3xload_3, Scans: 7870 - 7870

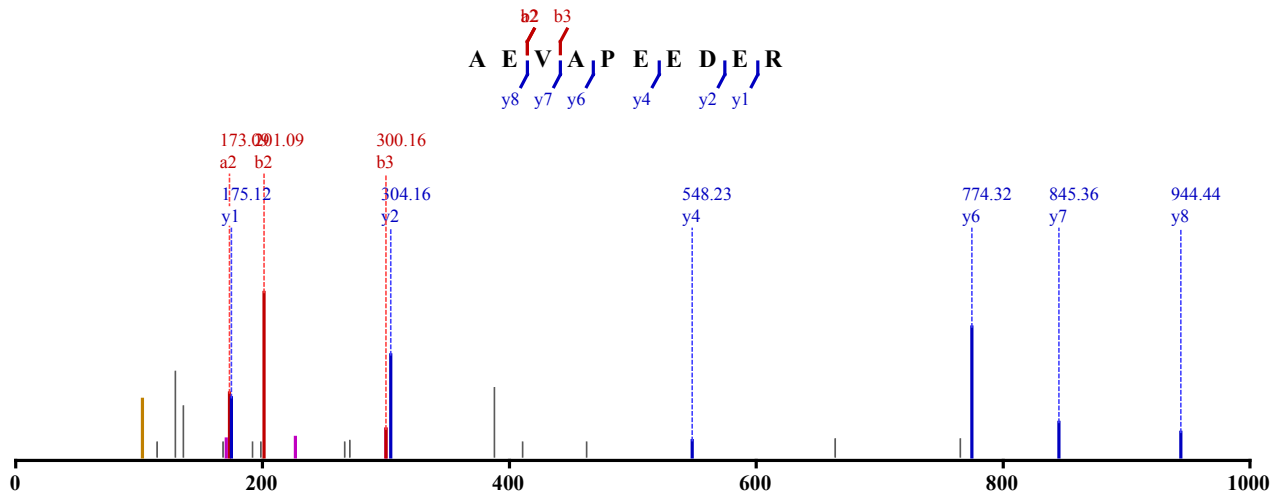


Not Modified

Identified in MSS484 with qvalue 0.00

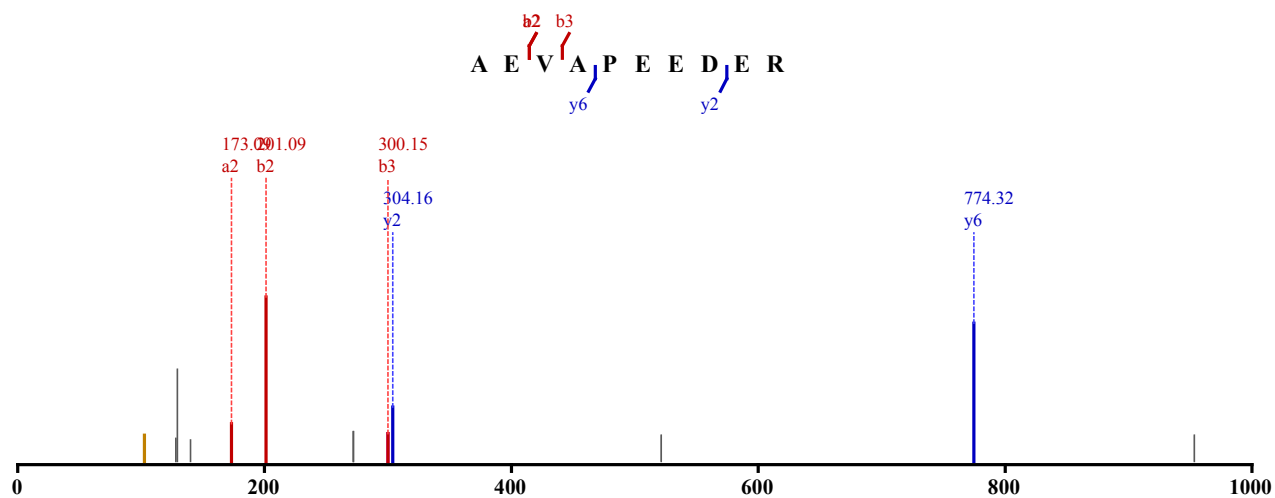
Charge: 2, Exp. m/z: 572.761, Calc. m/z: 572.757

Data File: HeLa_Try_pH4_HCD_2, Scans: 13028 - 13028

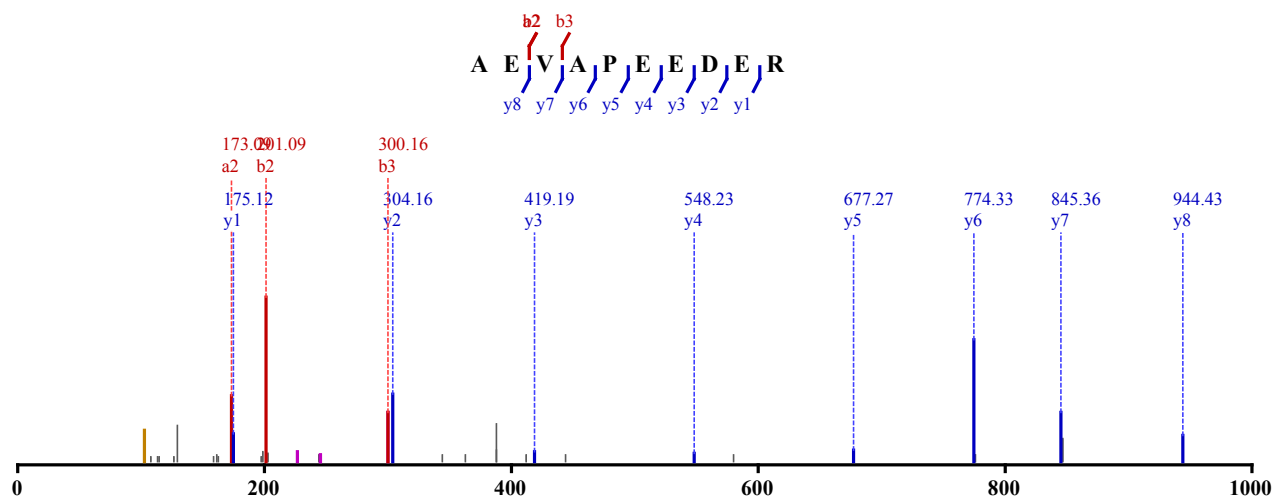


Not Modified

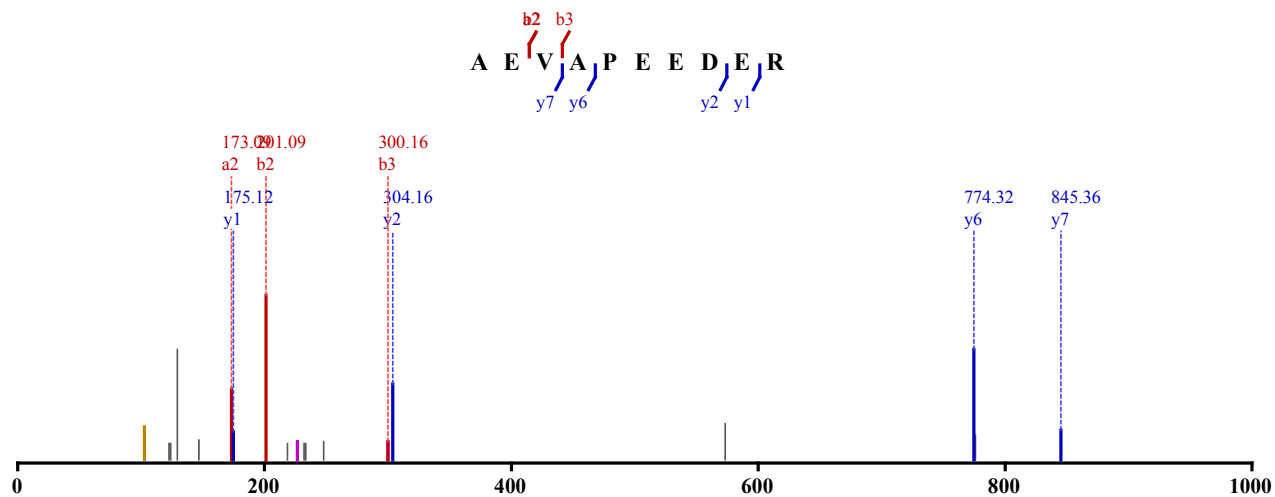
Identified in MSS484 with qvalue 0.00
 Charge: 2, Exp. m/z: 572.761, Calc. m/z: 572.757
 Data File: HeLa_Try_pH4_HCD_3, Scans: 13300 - 13300

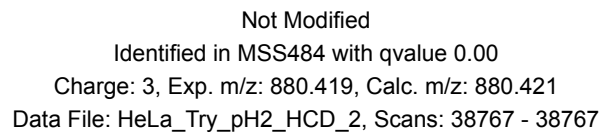
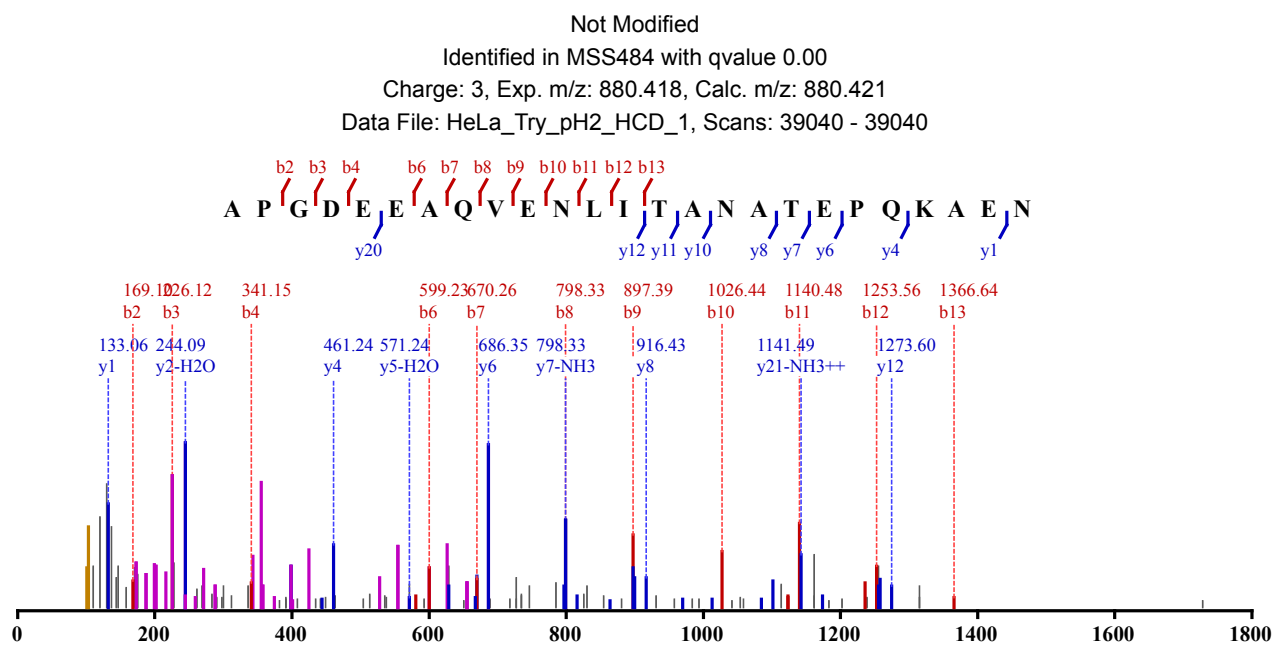
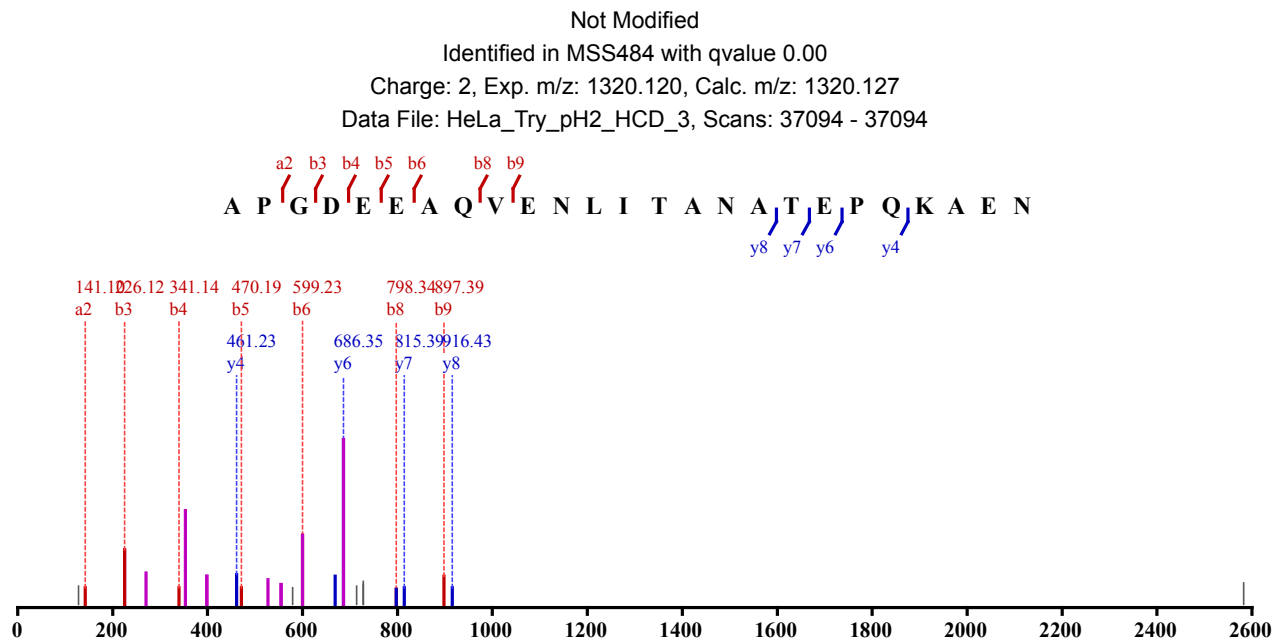


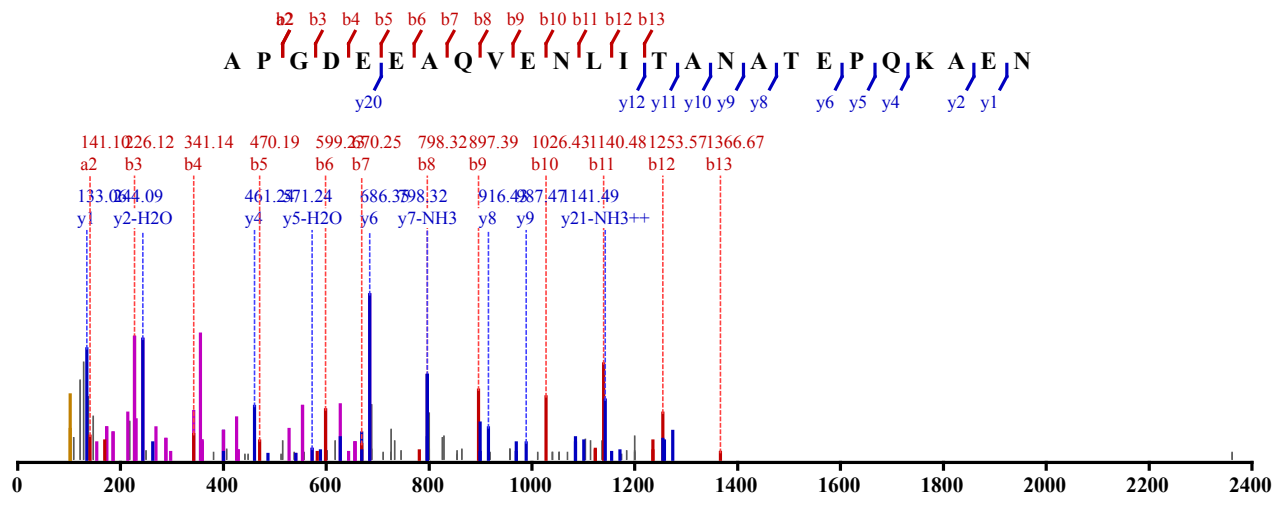
Not Modified
 Identified in MSS484 with qvalue 0.00
 Charge: 2, Exp. m/z: 572.760, Calc. m/z: 572.762
 Data File: HeLa_Try_pH3_HCD_3, Scans: 13054 - 13054



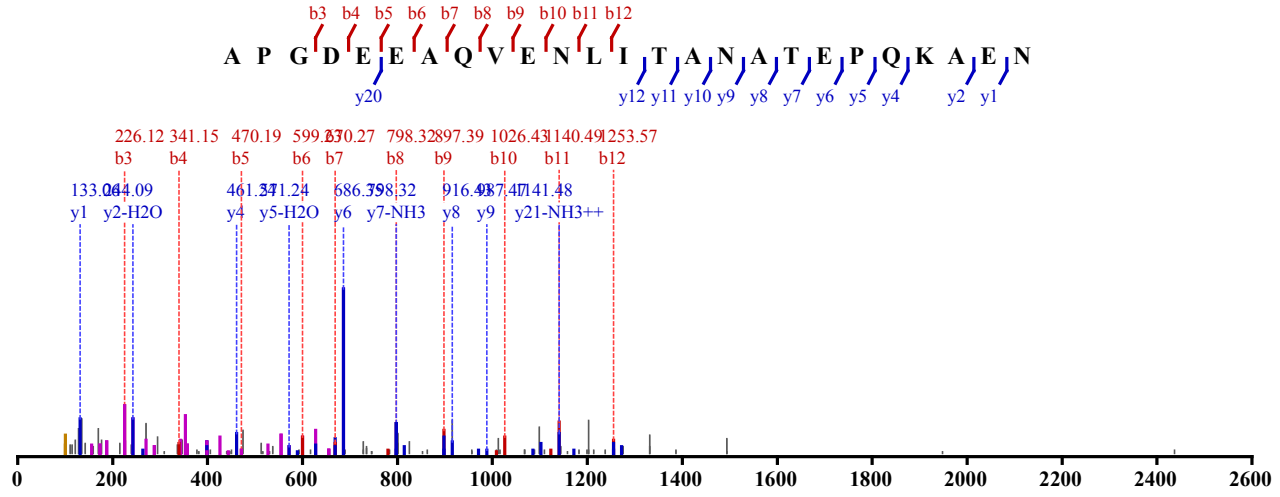
Not Modified
 Identified in MSS484 with qvalue 0.00
 Charge: 2, Exp. m/z: 572.759, Calc. m/z: 572.762
 Data File: HeLa_Try_pH4_HCD_1, Scans: 16931 - 16931



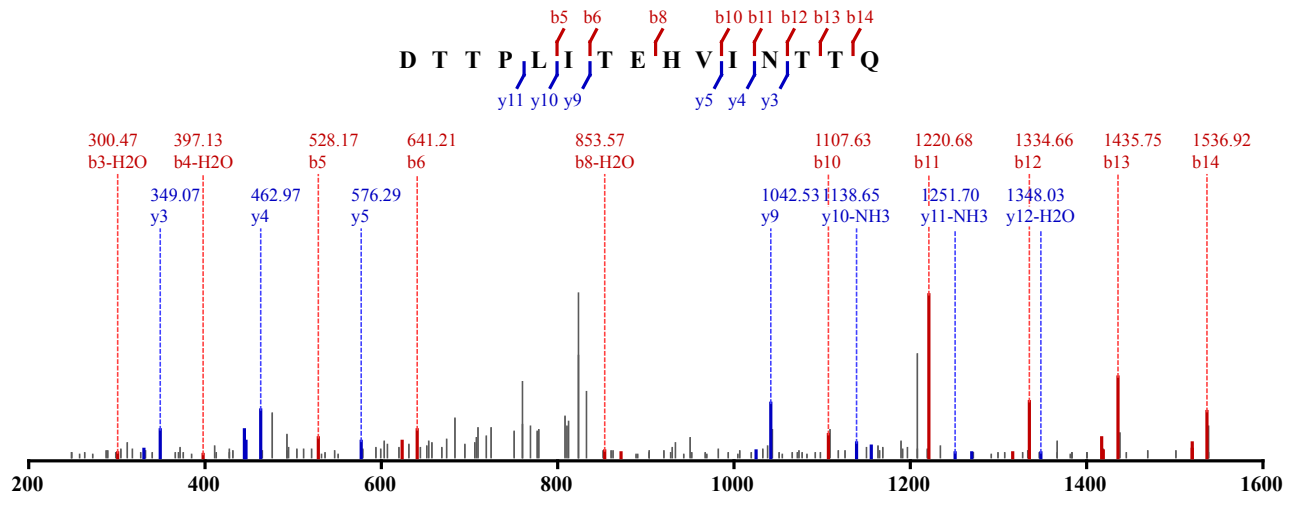




Not Modified
 Identified in MSS484 with qvalue 0.00
 Charge: 3, Exp. m/z: 880.419, Calc. m/z: 880.421
 Data File: HeLa_Try_pH2_HCD_3, Scans: 37098 - 37098

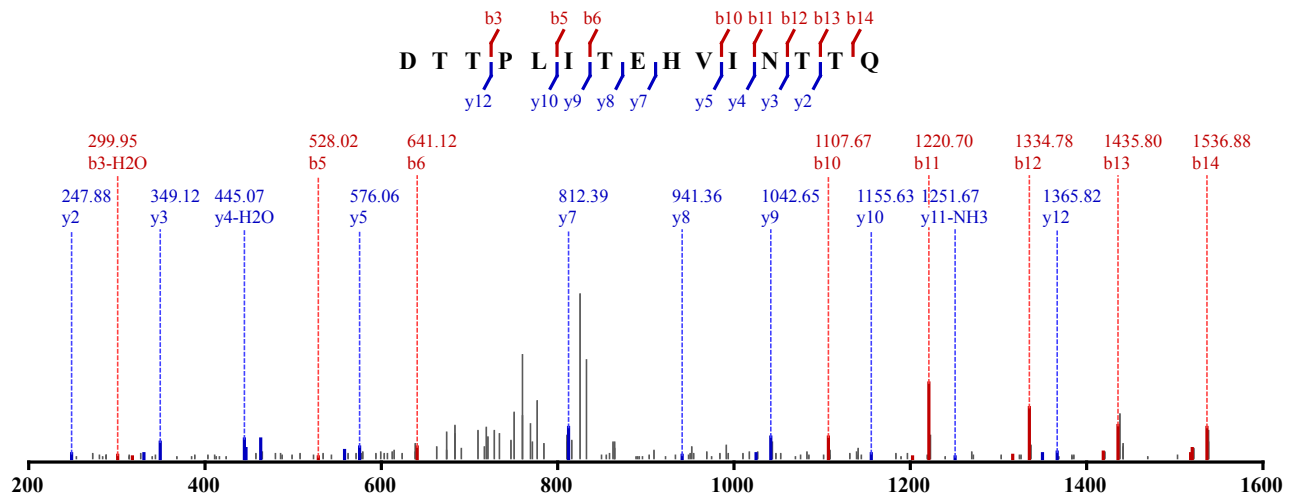


Not Modified
 Identified in MSS483 with qvalue 0.00
 Charge: 2, Exp. m/z: 841.933, Calc. m/z: 841.932
 Data File: HeLa_AspN_pH8_CID_3xload_2, Scans: 28688 - 28688



Not Modified
 Identified in MSS483 with qvalue 0.00
 Charge: 2, Exp. m/z: 841.934, Calc. m/z: 841.932

Data File: HeLa_AspN_pH8_CID_3xload, Scans: 29019 - 29019

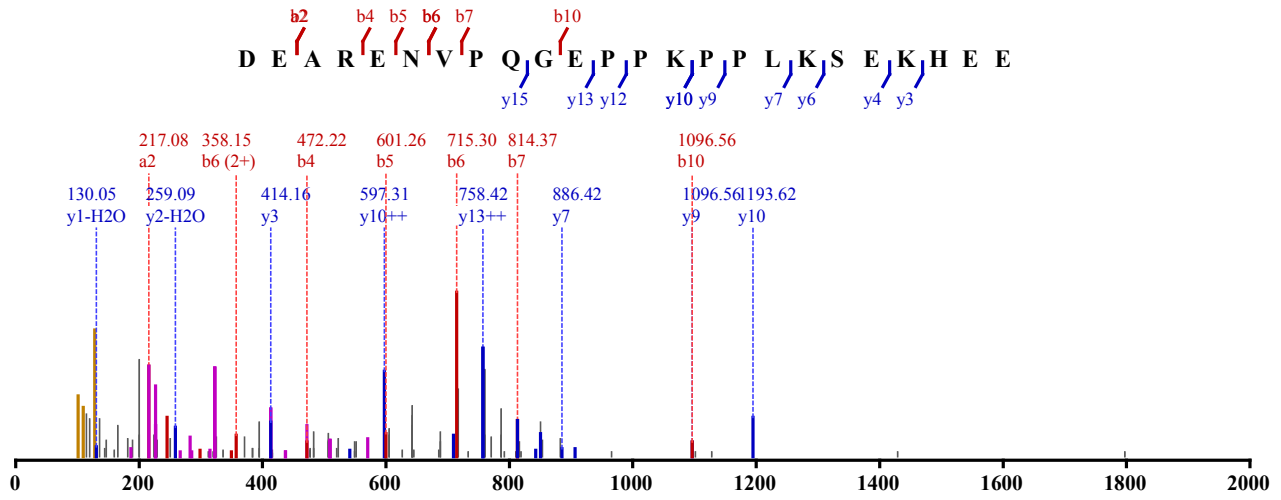


Not Modified

Identified in MSS479 with qvalue 0.00

Charge: 5, Exp. m/z: 548.876, Calc. m/z: 548.877

Data File: HeLa_AspN_pH6_HCD_1, Scans: 13162 - 13162

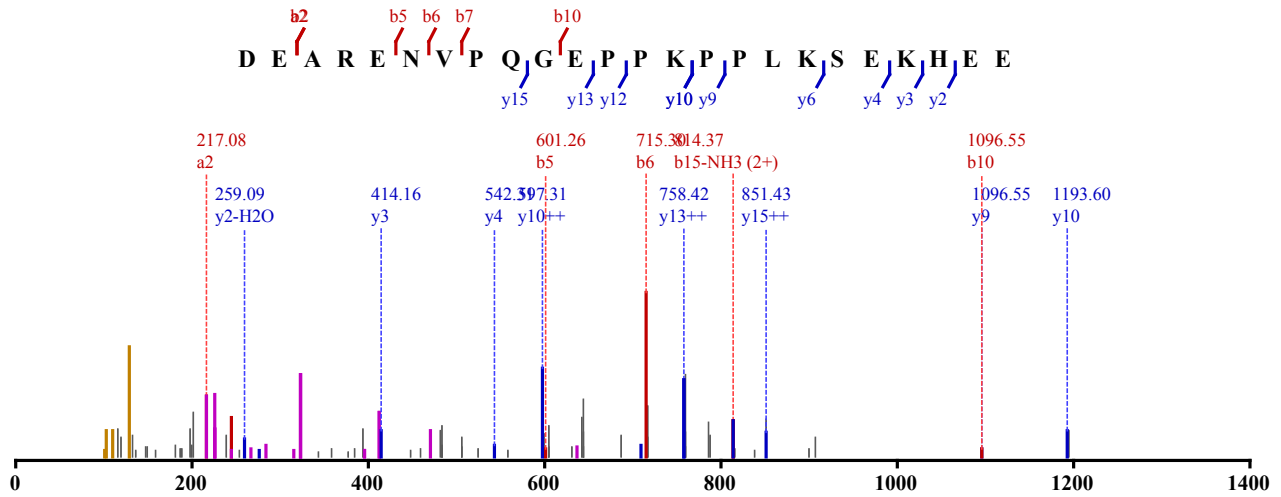


Not Modified

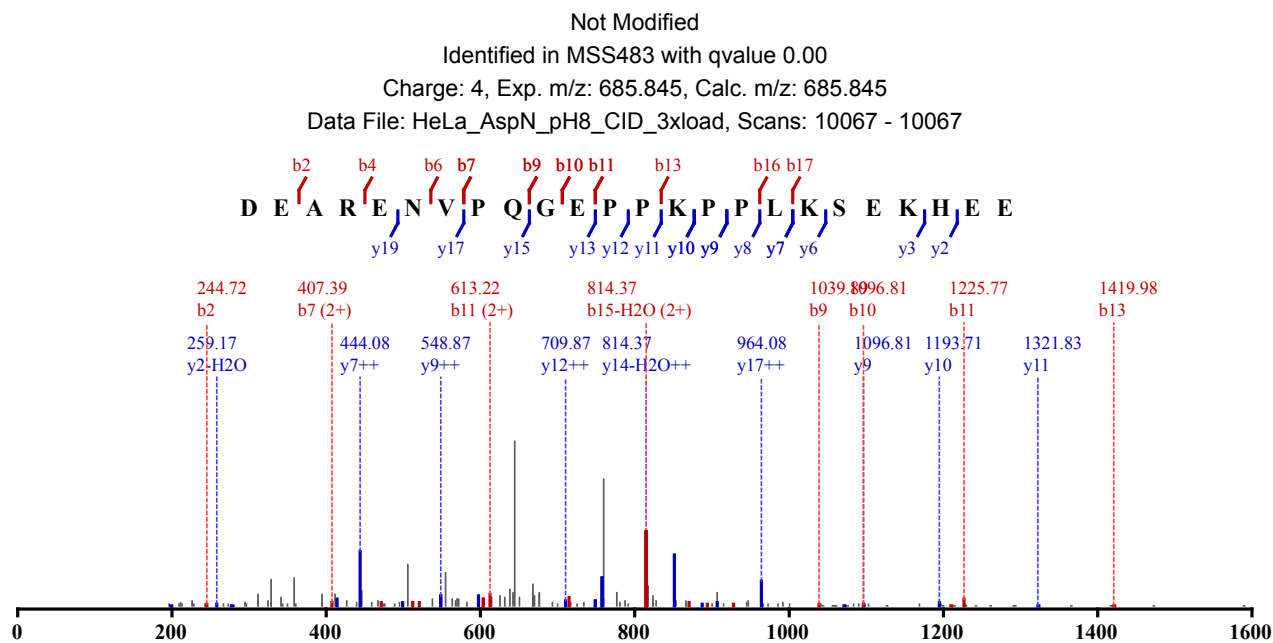
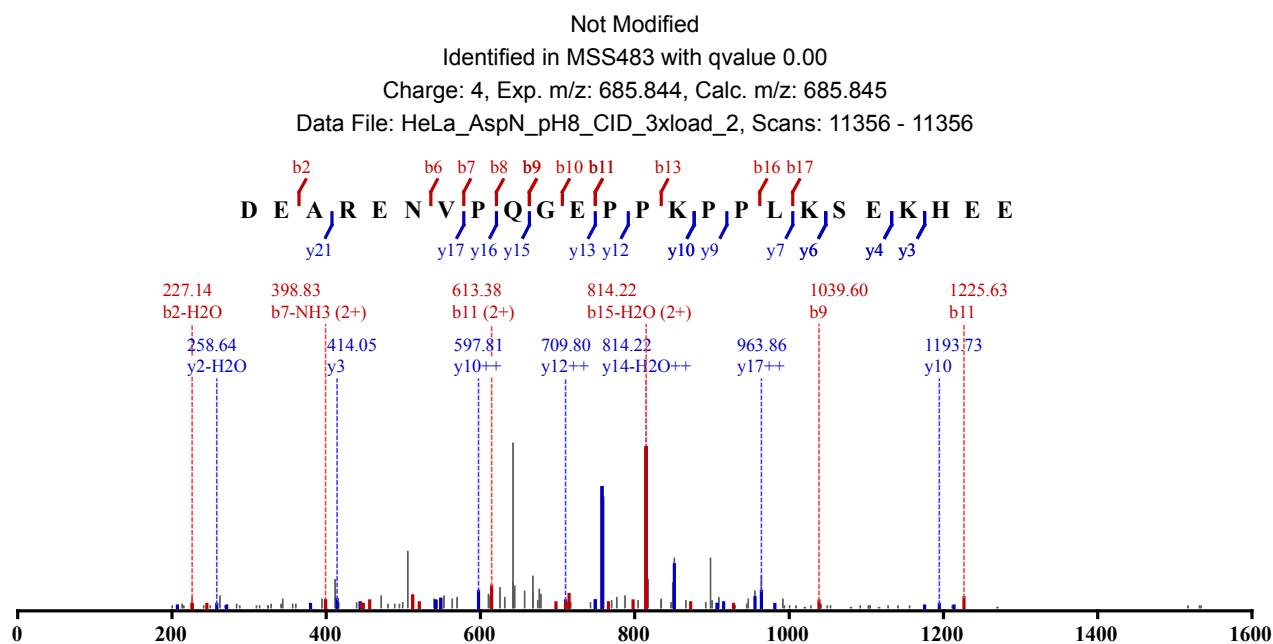
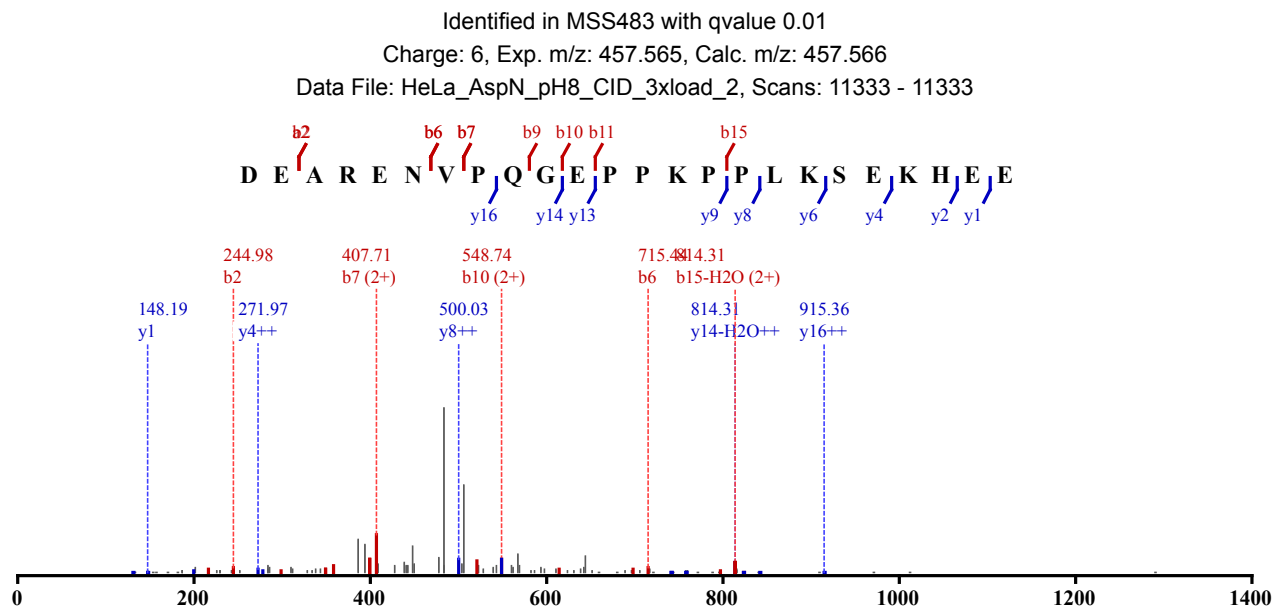
Identified in MSS479 with qvalue 0.00

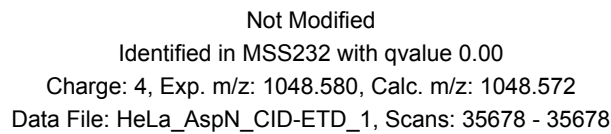
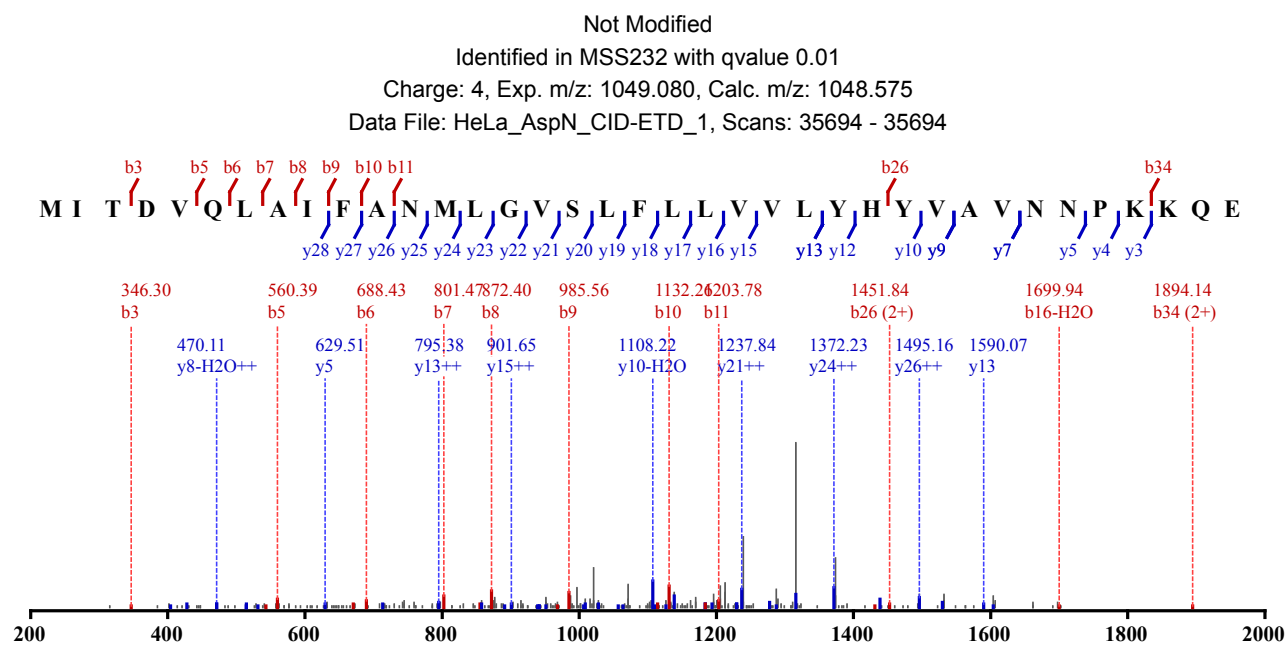
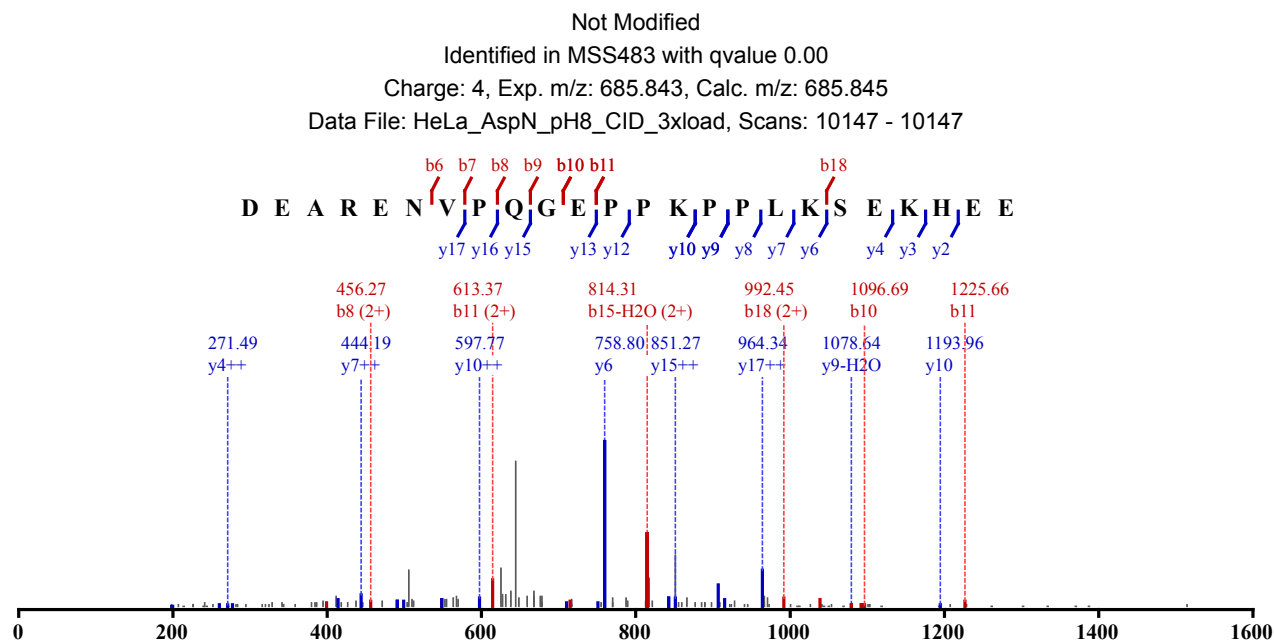
Charge: 5, Exp. m/z: 548.878, Calc. m/z: 548.877

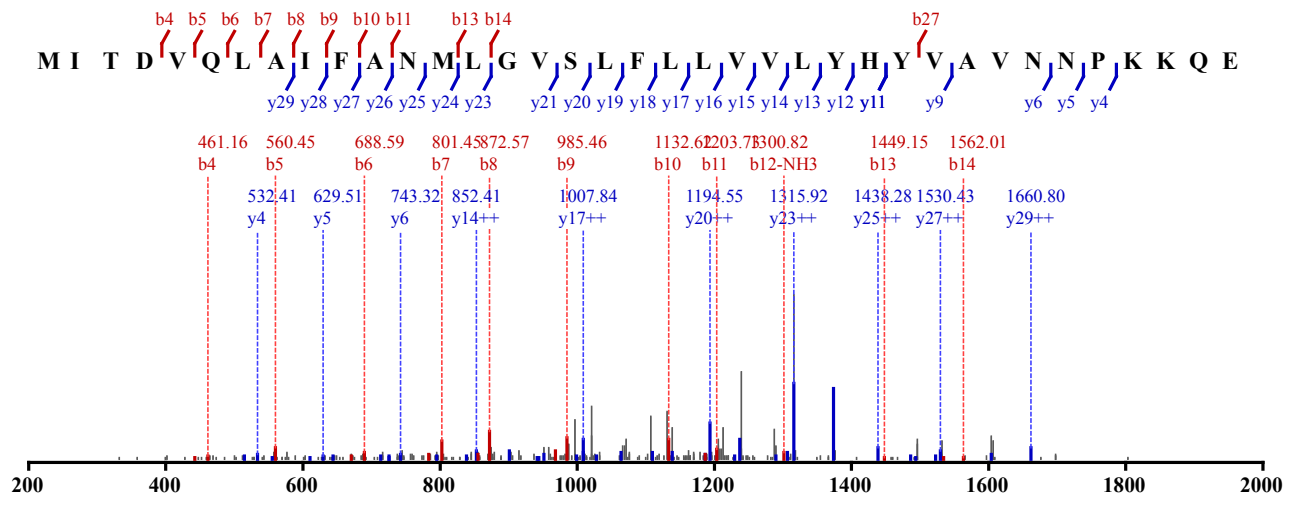
Data File: HeLa_AspN_pH8_HCD_1, Scans: 14170 - 14170



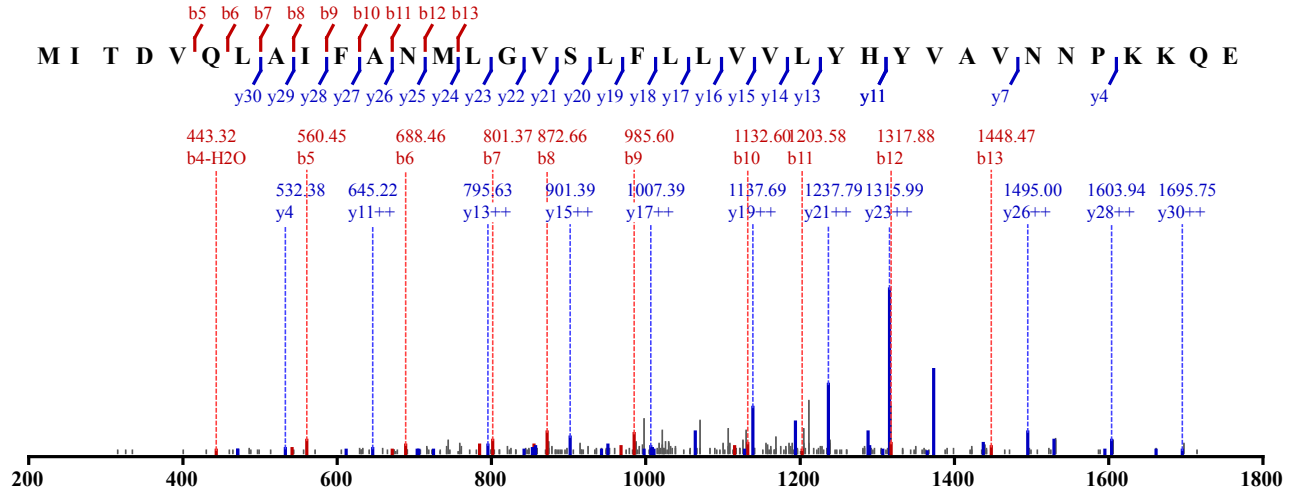
Not Modified



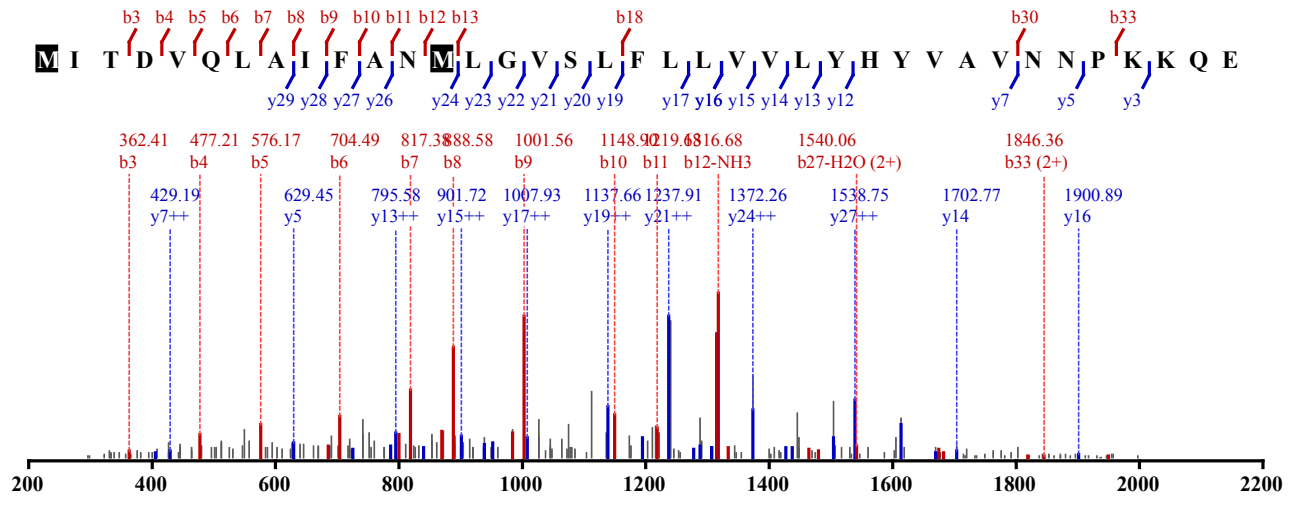




Not Modified
 Identified in MSS232 with qvalue 0.00
 Charge: 4, Exp. m/z: 1048.830, Calc. m/z: 1048.572
 Data File: HeLa_AspN_CID-ETD_1, Scans: 35704 - 35704

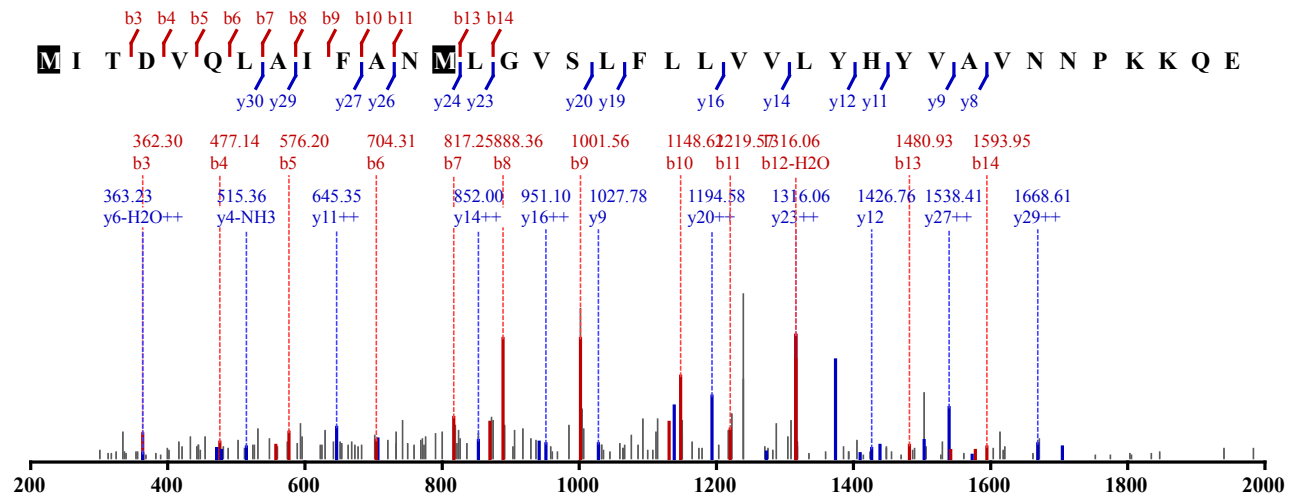


2 x Oxidation (M)
 Identified in MSS482 with qvalue 0.00
 Charge: 4, Exp. m/z: 1056.820, Calc. m/z: 1056.570
 Data File: HeLa_GluC_80pcACN_CID_3xload_2, Scans: 55703 - 55703



2 x Oxidation (M)
 Identified in MSS482 with qvalue 0.00
 Charge: 4, Exp. m/z: 1056.570, Calc. m/z: 1056.570

Data File: HeLa_GluC_80pcACN_CID_3xload_3, Scans: 53453 - 53453

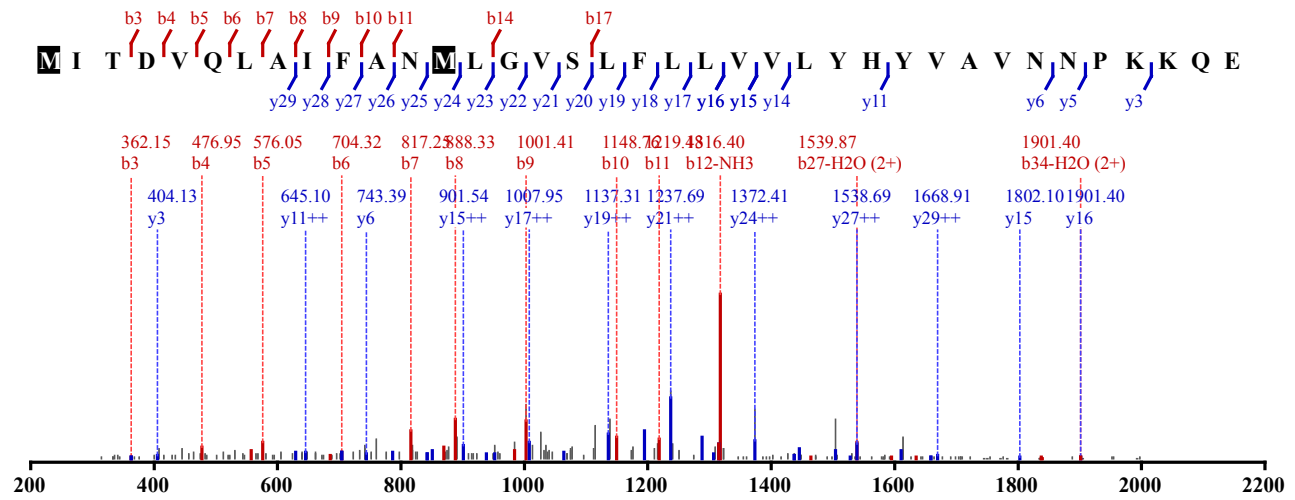


2 x Oxidation (M)

Identified in MSS482 with qvalue 0.00

Charge: 4, Exp. m/z: 1056.820, Calc. m/z: 1056.570

Data File: HeLa_GluC_80pcACN_CID_3xload, Scans: 52236 - 52236

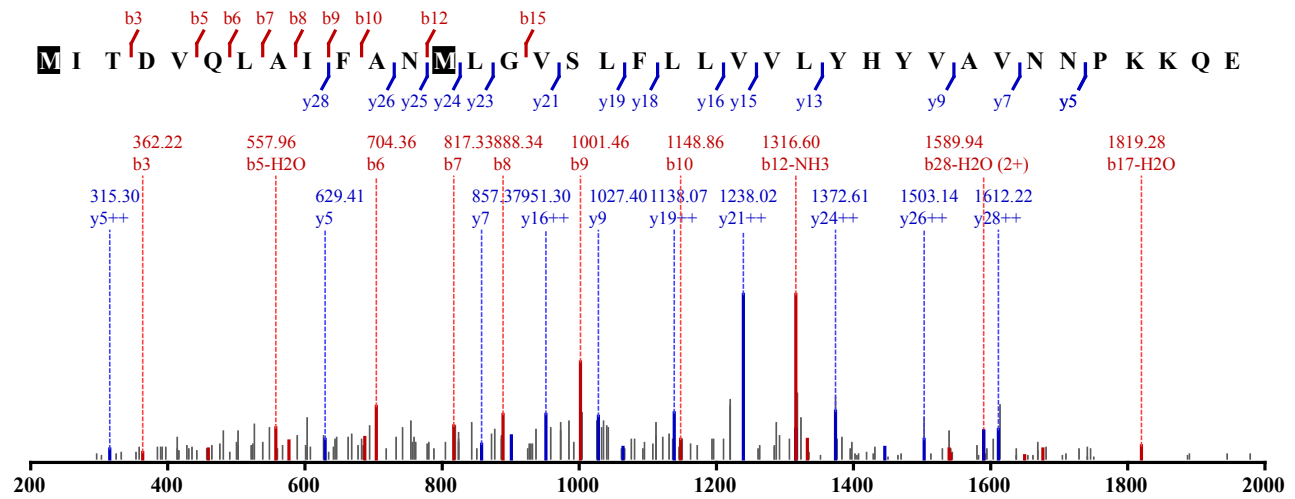


2 x Oxidation (M)

Identified in MSS482 with qvalue 0.00

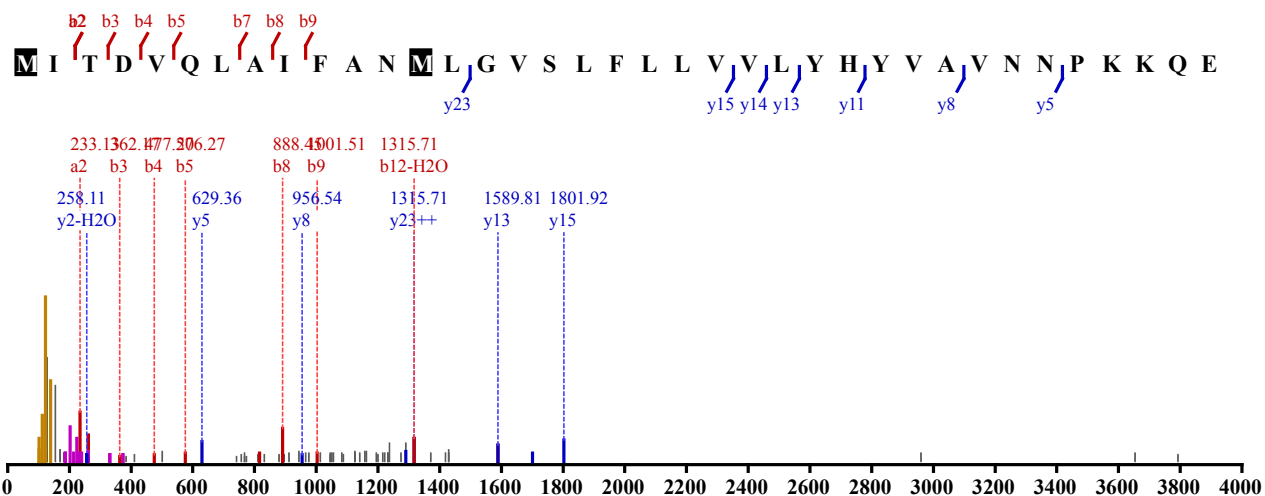
Charge: 4, Exp. m/z: 1057.080, Calc. m/z: 1056.570

Data File: HeLa_GluC_80pcACN_CID_3xload, Scans: 52279 - 52279

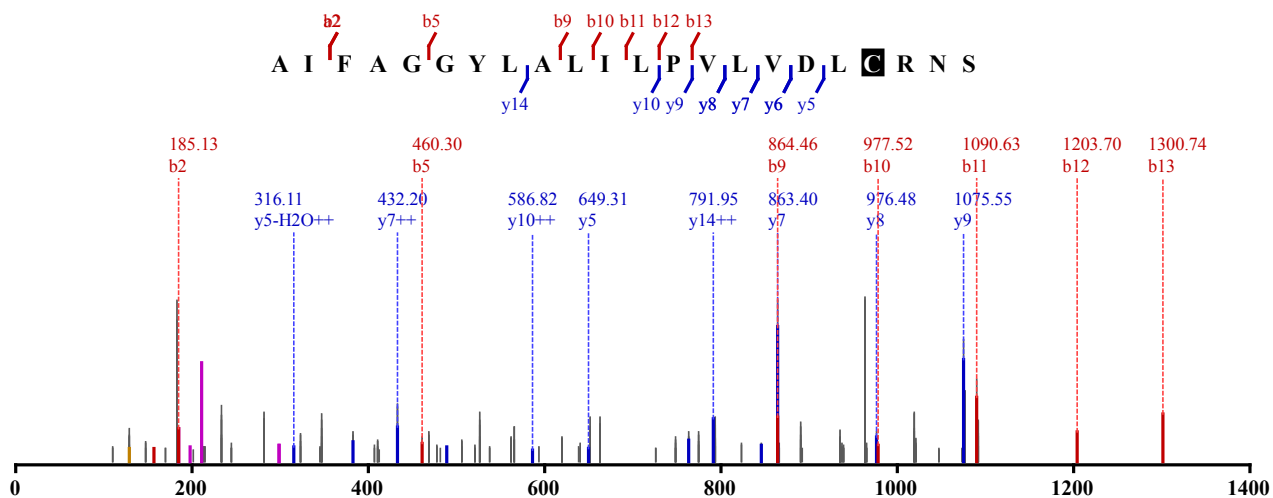


2 x Oxidation (M)

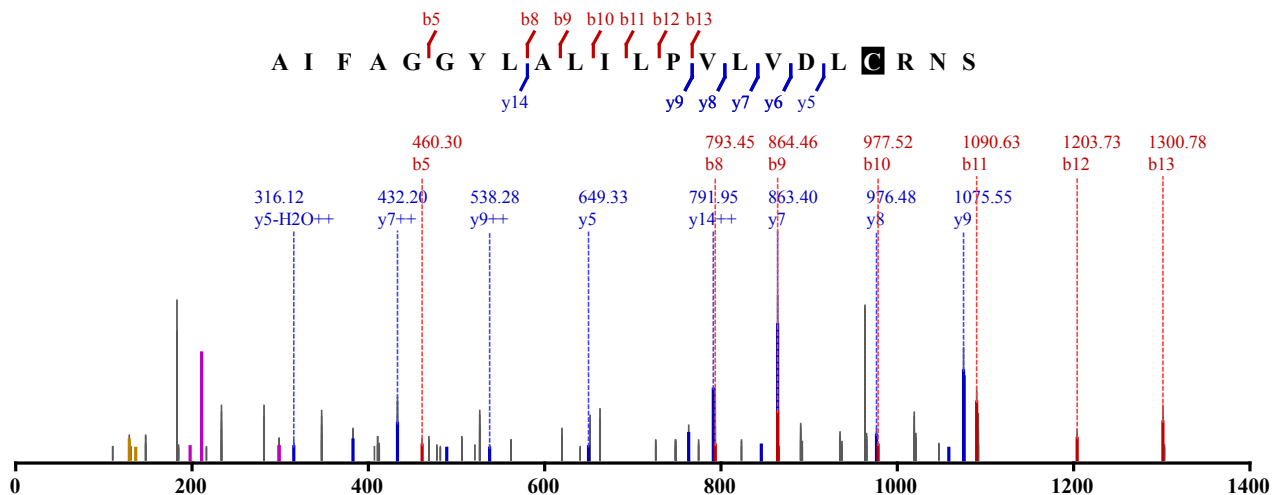
Identified in MSS486 with qvalue 0.00
 Charge: 4, Exp. m/z: 1056.570, Calc. m/z: 1056.572
 Data File: HeLa_GluC_pH8_HCD_1, Scans: 54862 - 54862



1 x Carbamidomethyl (C)
 Identified in MSS135 with qvalue 0.00
 Charge: 3, Exp. m/z: 792.440, Calc. m/z: 792.444
 Data File: HeLa_GluC-LysC_HCD_2, Scans: 56840 - 56840



1 x Carbamidomethyl (C)
 Identified in MSS135 with qvalue 0.00
 Charge: 3, Exp. m/z: 792.440, Calc. m/z: 792.444
 Data File: HeLa_GluC-LysC_HCD_3, Scans: 52418 - 52418

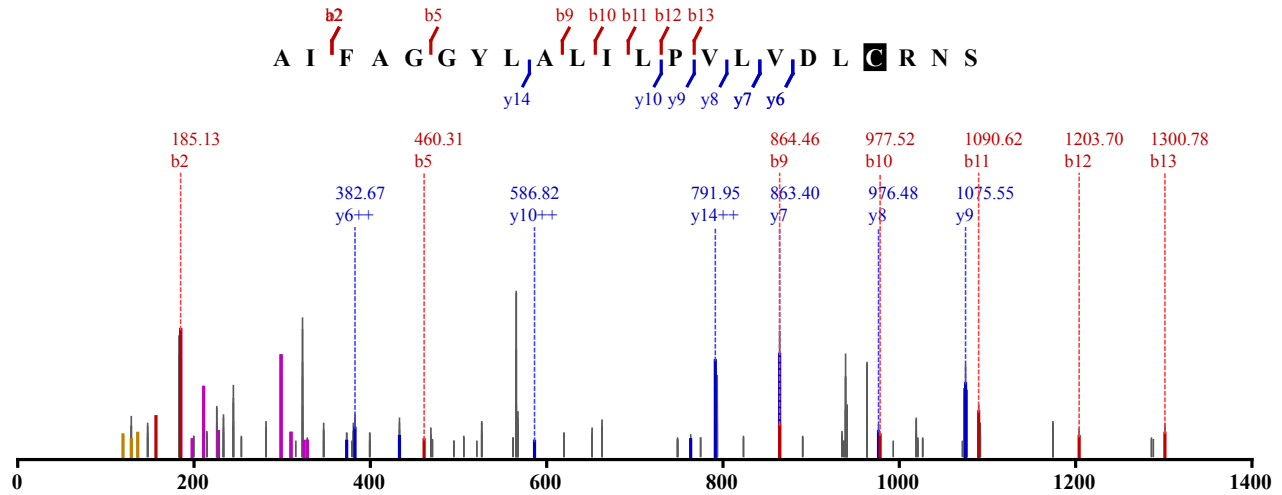


1 x Carbamidomethyl (C)

Identified in MSS134 with qvalue 0.01

Charge: 3, Exp. m/z: 792.440, Calc. m/z: 792.444

Data File: HeLa_GluC-try_HCD_3, Scans: 58261 - 58261

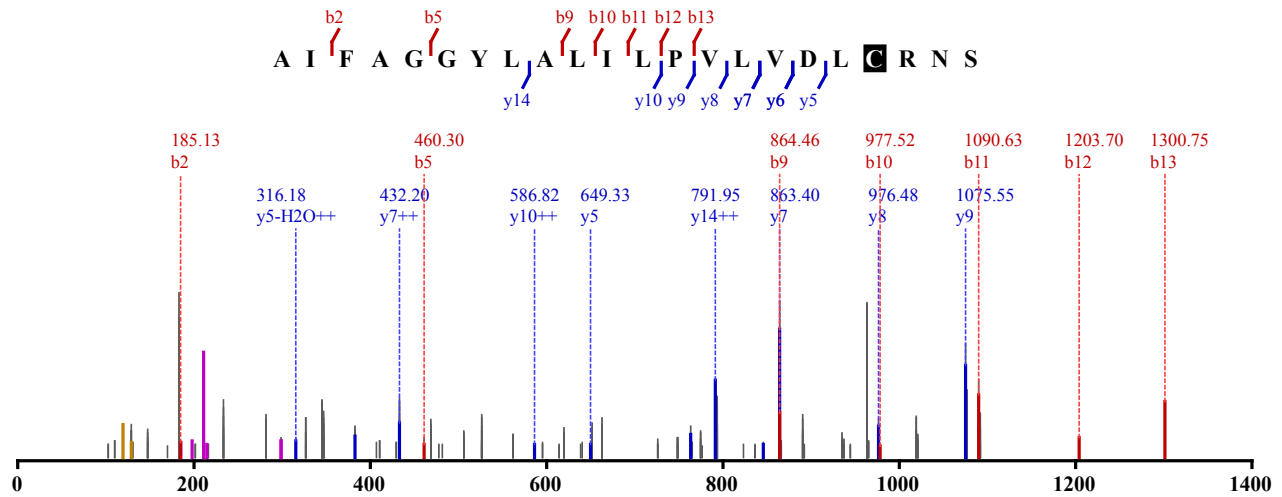


1 x Carbamidomethyl (C)

Identified in MSS512 with qvalue 0.00

Charge: 3, Exp. m/z: 792.441, Calc. m/z: 792.444

Data File: HeLa_LysC-chytry_HCD_2, Scans: 58119 - 58119

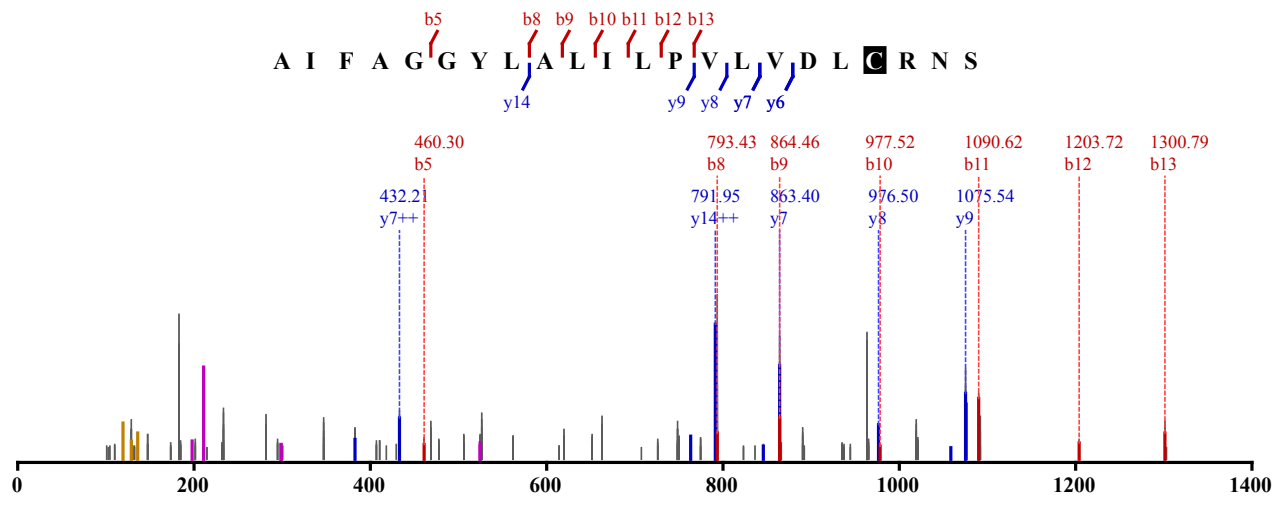


1 x Carbamidomethyl (C)

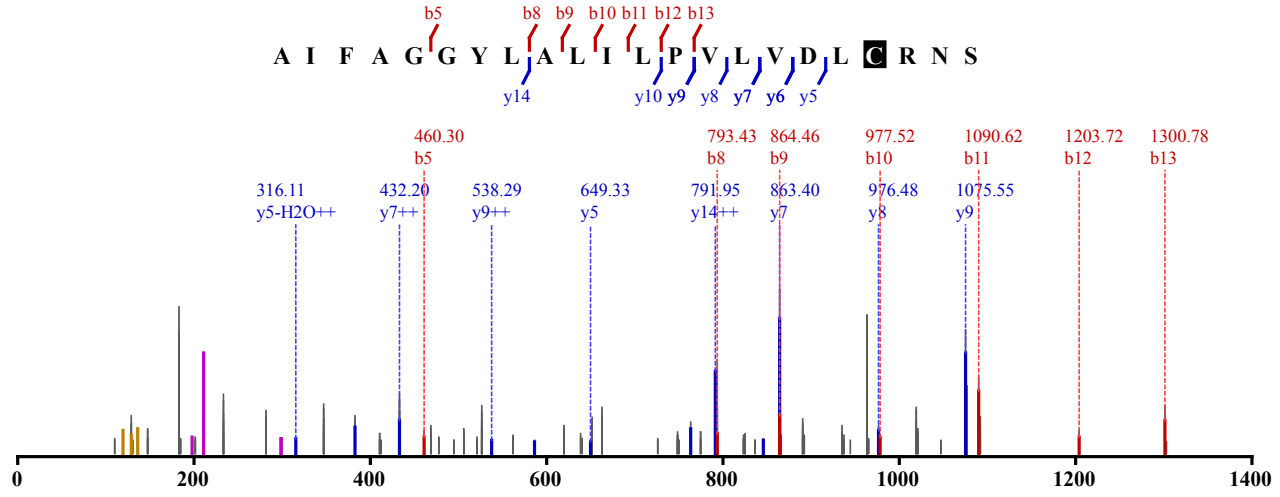
Identified in MSS512 with qvalue 0.01

Charge: 3, Exp. m/z: 792.441, Calc. m/z: 792.444

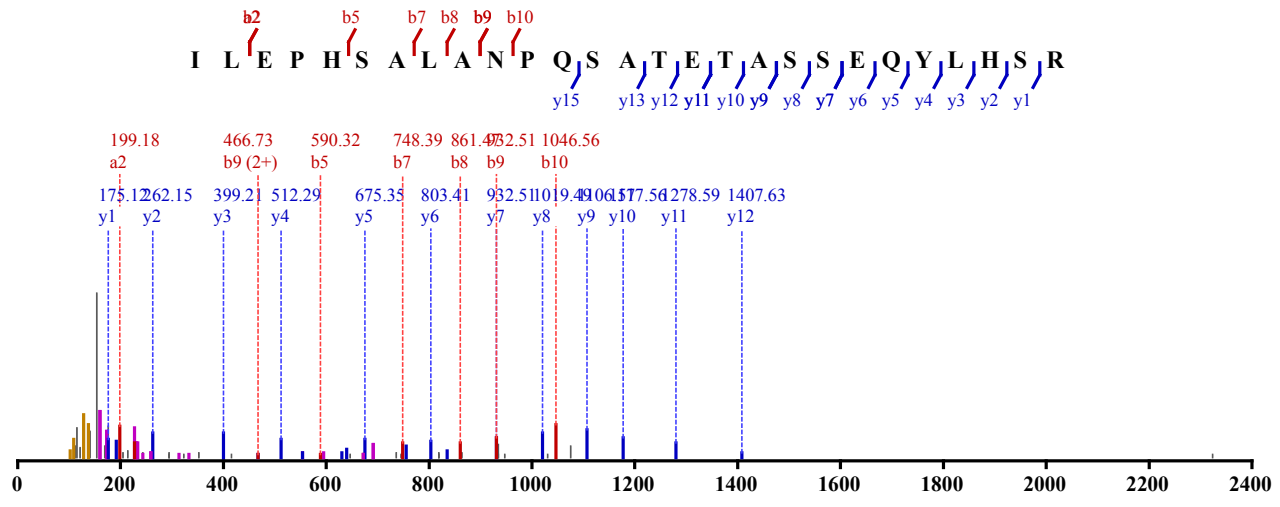
Data File: HeLa_LysC-chytry_HCD_3, Scans: 54395 - 54395



1 x Carbamidomethyl (C)
 Identified in MSS512 with qvalue 0.00
 Charge: 3, Exp. m/z: 792.441, Calc. m/z: 792.444
 Data File: HeLa_LysC-chytry_HCD_3, Scans: 54466 - 54466

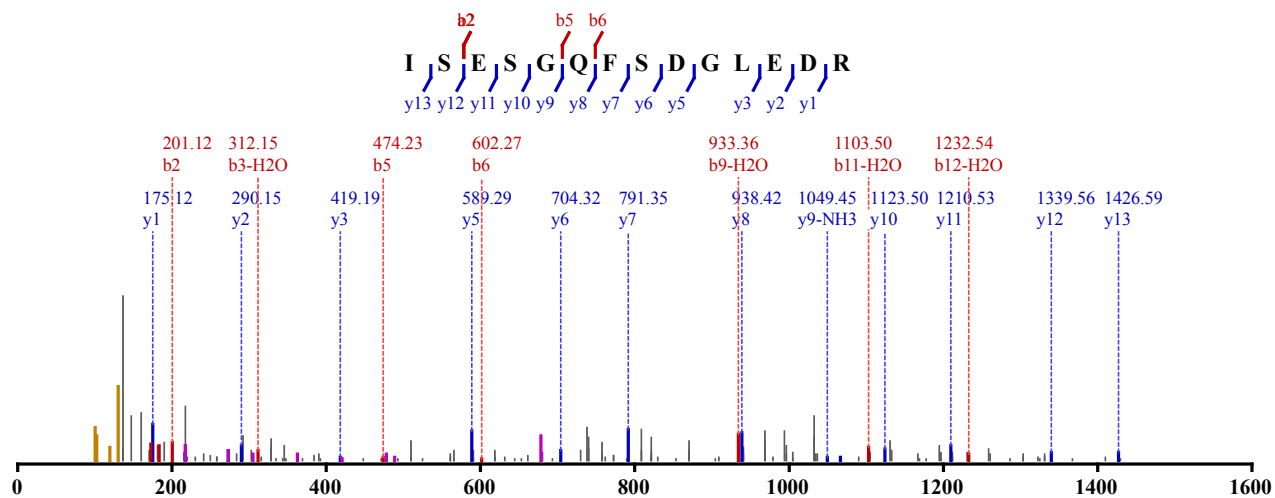


Not Modified
 Identified in MSS484 with qvalue 0.00
 Charge: 4, Exp. m/z: 735.114, Calc. m/z: 735.115
 Data File: HeLa_Try_pH5_HCD_3, Scans: 27895 - 27895



Not Modified
 Identified in MSS484 with qvalue 0.00
 Charge: 2, Exp. m/z: 770.850, Calc. m/z: 770.352

Data File: HeLa_Try_pH3_HCD_3, Scans: 26113 - 26113

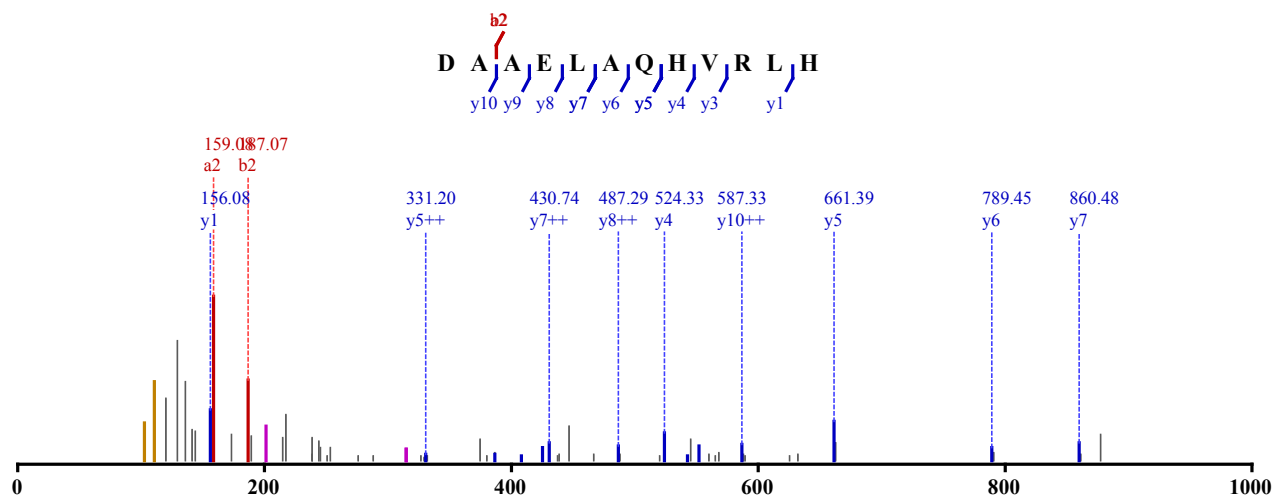


Not Modified

Identified in MSS479 with qvalue 0.00

Charge: 3, Exp. m/z: 453.908, Calc. m/z: 453.911

Data File: HeLa_AspN_pH6_HCD_3, Scans: 19236 - 19236

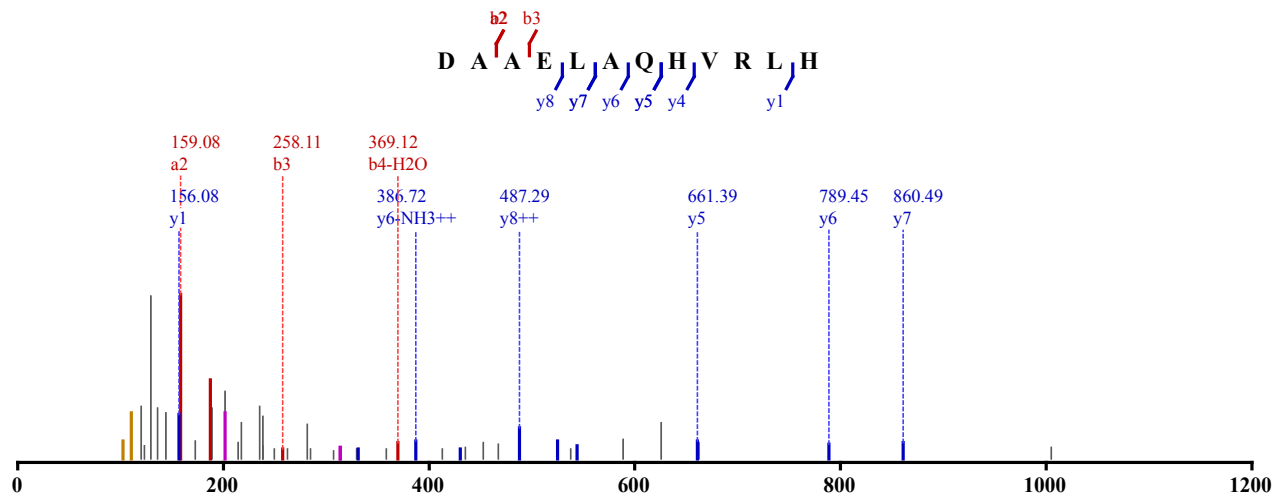


Not Modified

Identified in MSS479 with qvalue 0.00

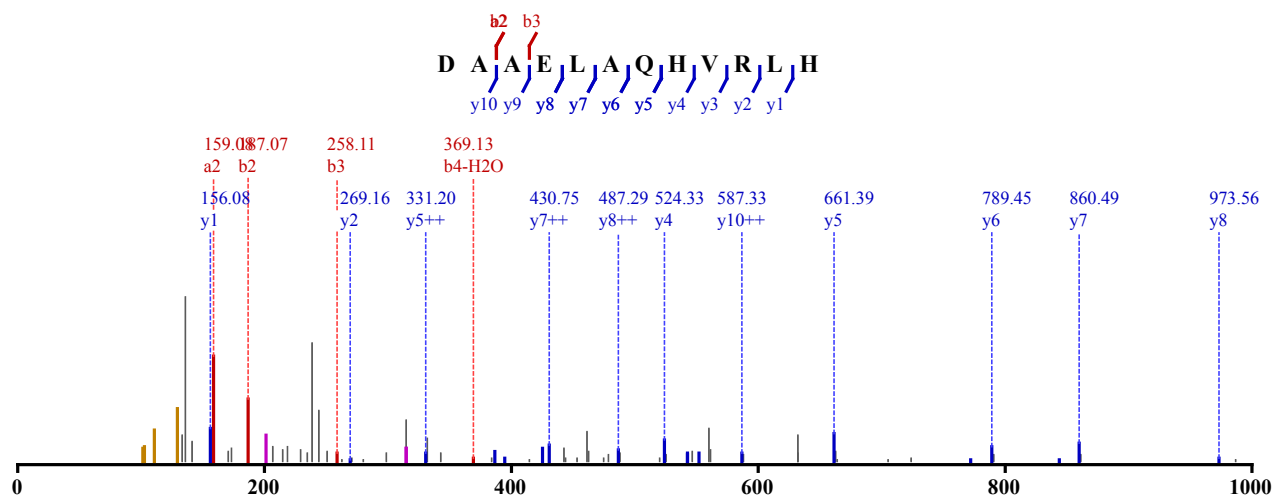
Charge: 3, Exp. m/z: 453.909, Calc. m/z: 453.911

Data File: HeLa_AspN_pH8_HCD_3, Scans: 20296 - 20296

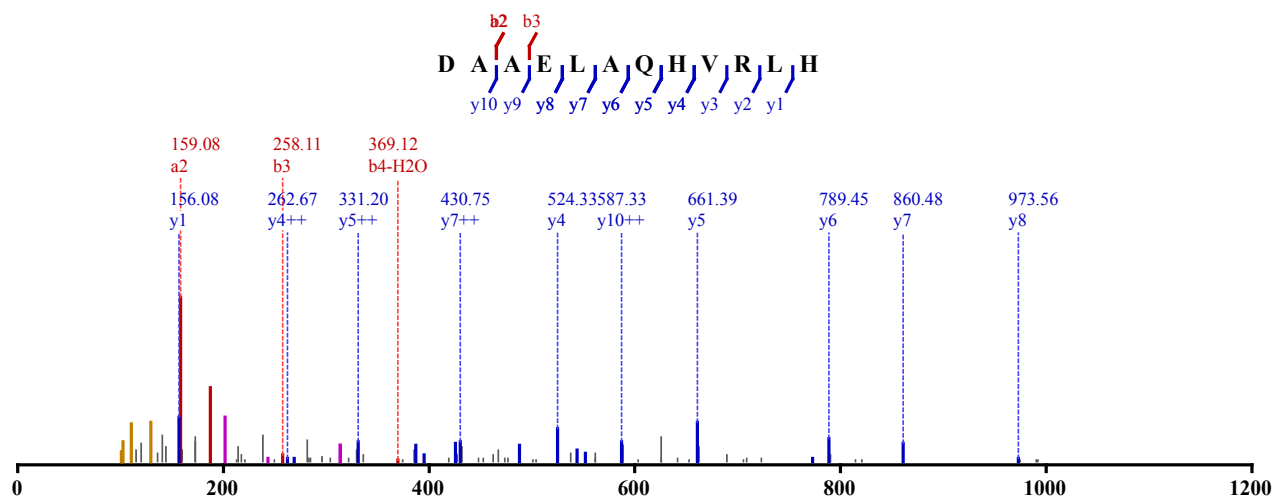


Not Modified

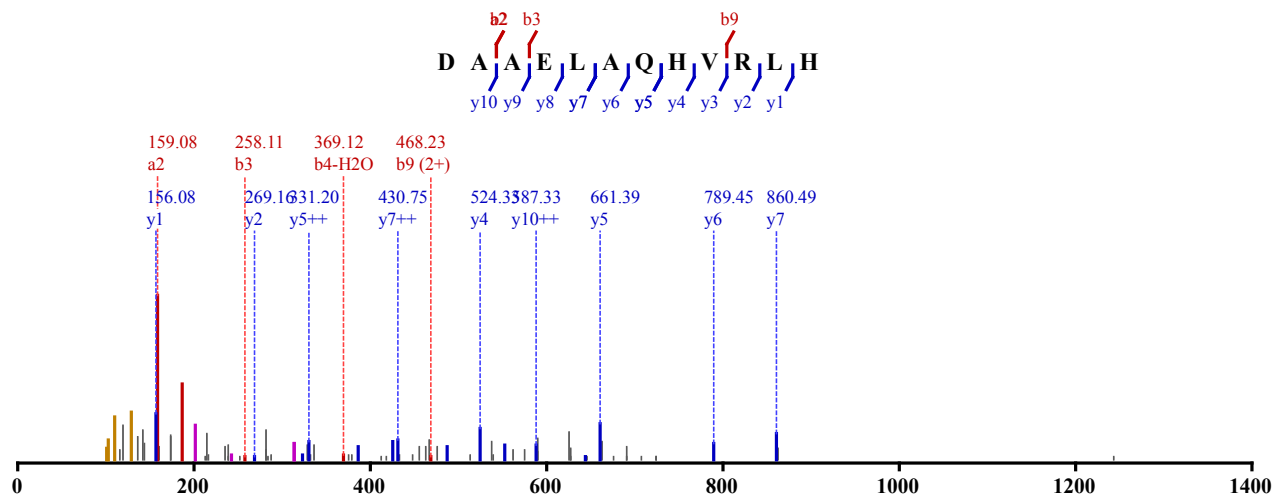
Identified in MSS479 with qvalue 0.00
 Charge: 3, Exp. m/z: 453.909, Calc. m/z: 453.911
 Data File: HeLa_AspN_pH8_HCD_1, Scans: 21635 - 21635

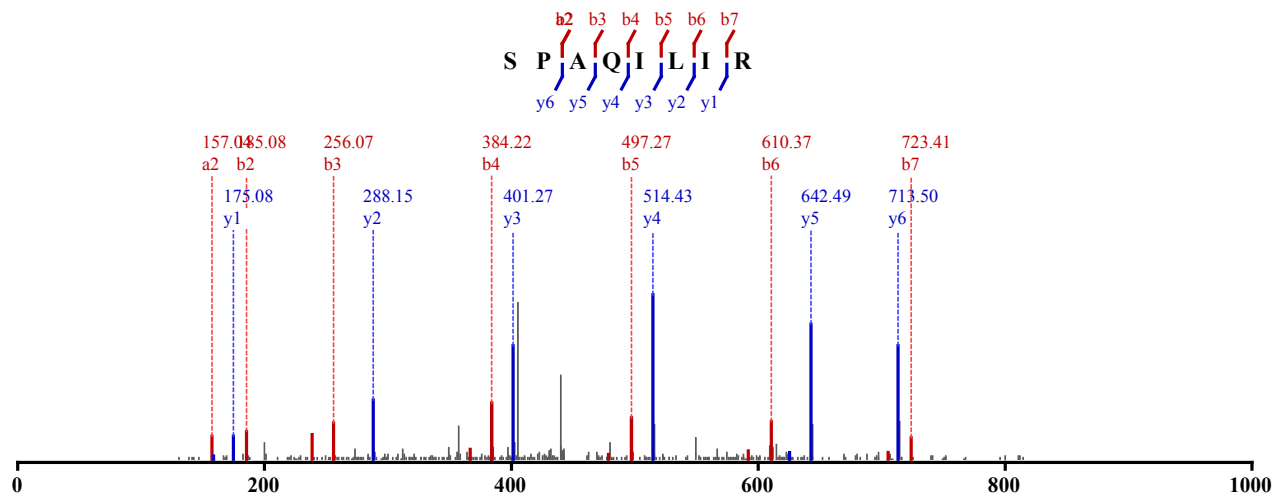


Not Modified
 Identified in MSS479 with qvalue 0.00
 Charge: 3, Exp. m/z: 453.909, Calc. m/z: 453.911
 Data File: HeLa_AspN_pH8_HCD_2, Scans: 20792 - 20792



Not Modified
 Identified in MSS479 with qvalue 0.00
 Charge: 3, Exp. m/z: 453.909, Calc. m/z: 453.911
 Data File: HeLa_AspN_pH8_HCD_3, Scans: 20206 - 20206



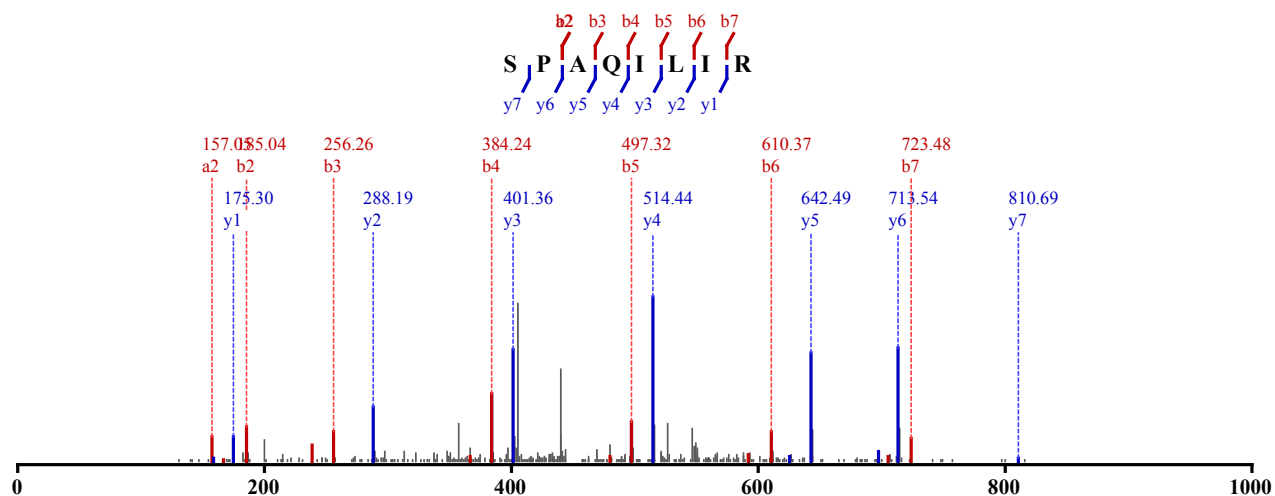


Not Modified

Identified in MSS79 with qvalue 0.00

Charge: 2, Exp. m/z: 449.279, Calc. m/z: 449.280

Data File: HeLa_AspN-Try_CID_1, Scans: 26860 - 26860

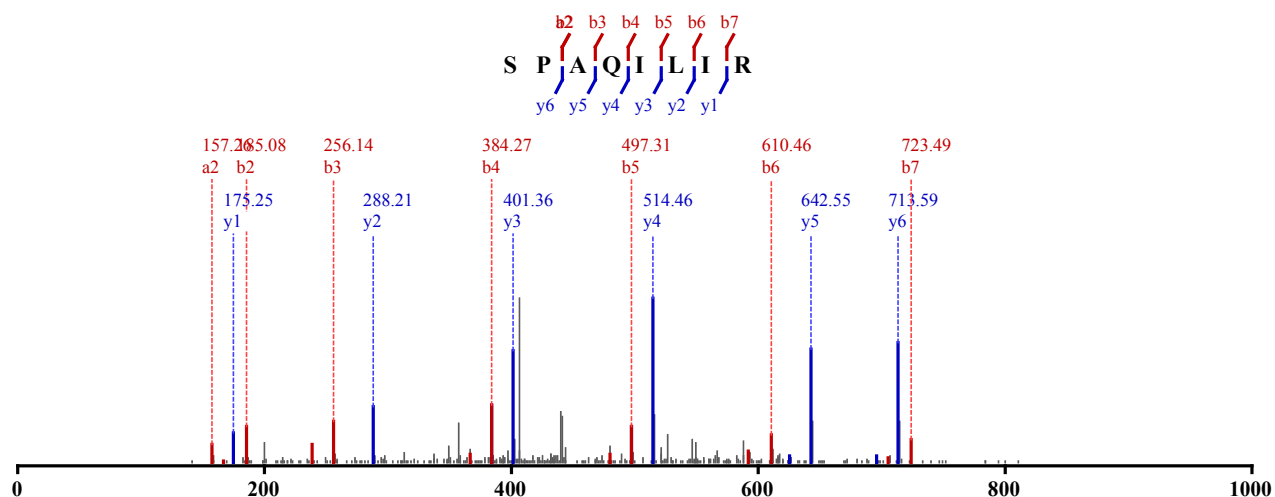


Not Modified

Identified in MSS79 with qvalue 0.00

Charge: 2, Exp. m/z: 449.280, Calc. m/z: 449.280

Data File: HeLa_AspN-Try_CID_2, Scans: 27240 - 27240

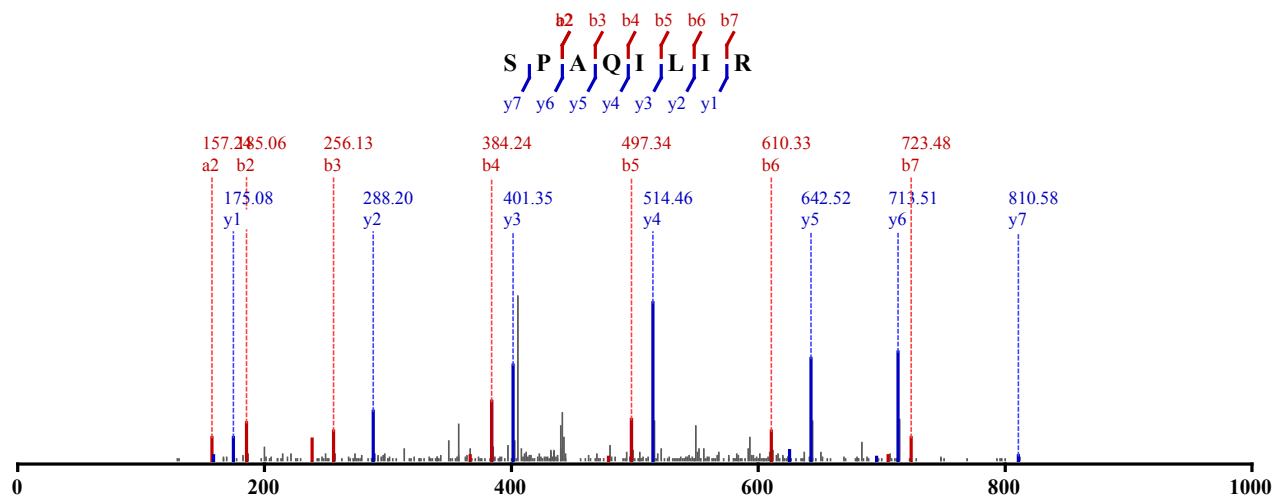


Not Modified

Identified in MSS79 with qvalue 0.00

Charge: 2, Exp. m/z: 449.280, Calc. m/z: 449.280

Data File: HeLa_AspN-Try_CID_3, Scans: 27325 - 27325

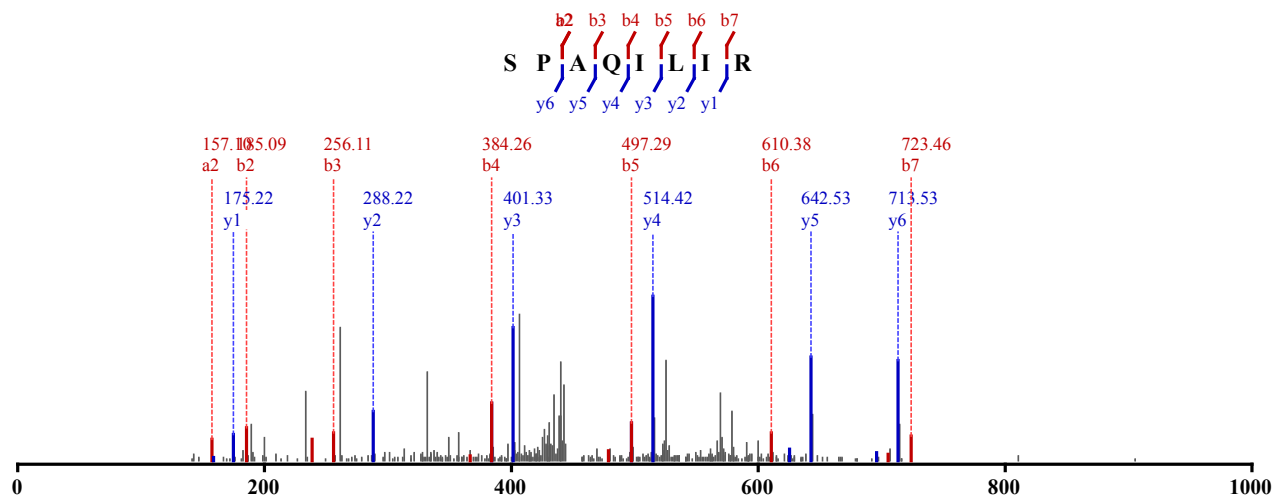


Not Modified

Identified in MSS91 with qvalue 0.00

Charge: 2, Exp. m/z: 449.279, Calc. m/z: 449.280

Data File: HeLa_GET_CID_1, Scans: 25037 - 25037

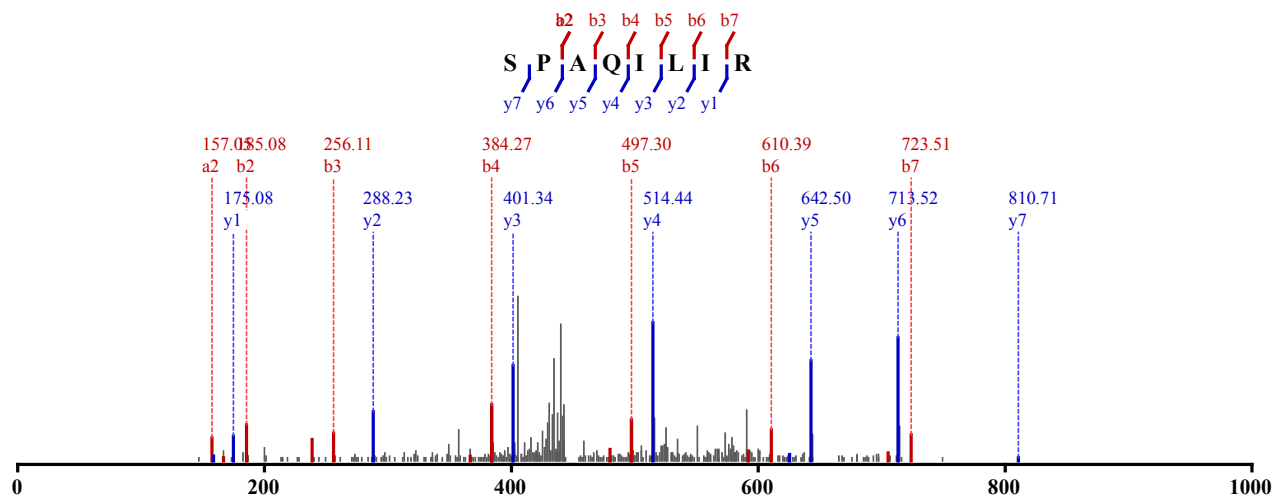


Not Modified

Identified in MSS90 with qvalue 0.00

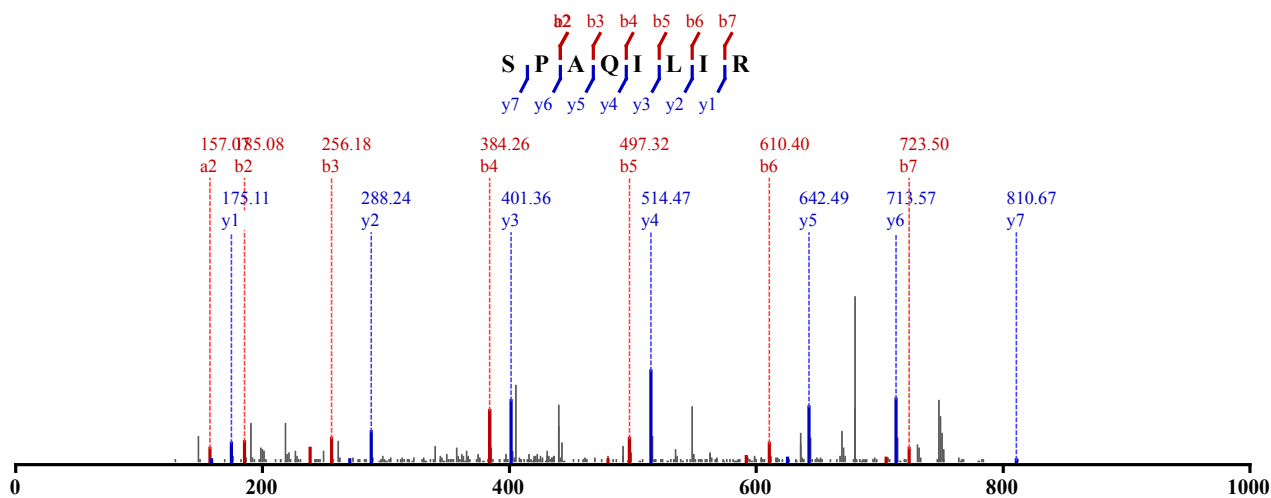
Charge: 2, Exp. m/z: 449.279, Calc. m/z: 449.280

Data File: HeLa_GCT_CID_1, Scans: 25838 - 25838

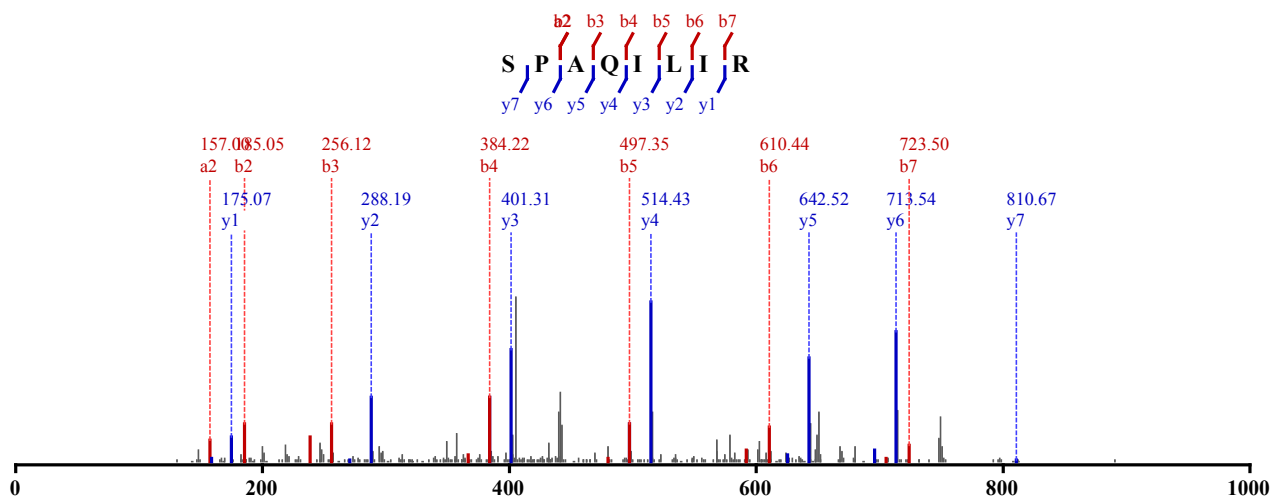


Not Modified

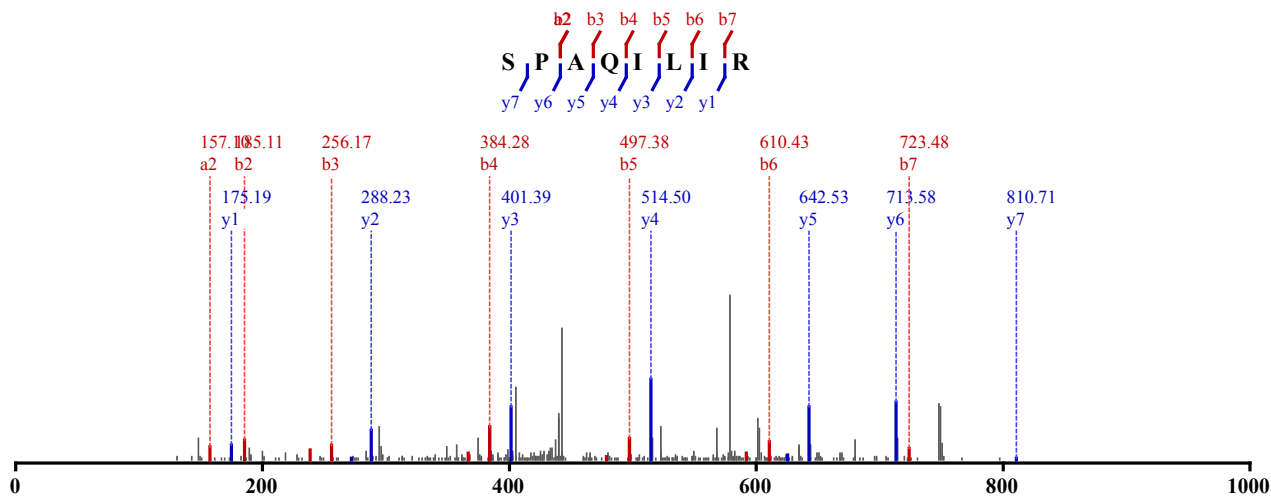
Identified in MSS100 with qvalue 0.00
 Charge: 2, Exp. m/z: 449.280, Calc. m/z: 449.280
 Data File: HeLa_GluC-Try_CID_1, Scans: 25416 - 25416



Not Modified
 Identified in MSS100 with qvalue 0.00
 Charge: 2, Exp. m/z: 449.279, Calc. m/z: 449.280
 Data File: HeLa_GluC-Try_CID_2, Scans: 26601 - 26601



Not Modified
 Identified in MSS100 with qvalue 0.00
 Charge: 2, Exp. m/z: 449.279, Calc. m/z: 449.280
 Data File: HeLa_GluC-Try_CID_3, Scans: 26936 - 26936

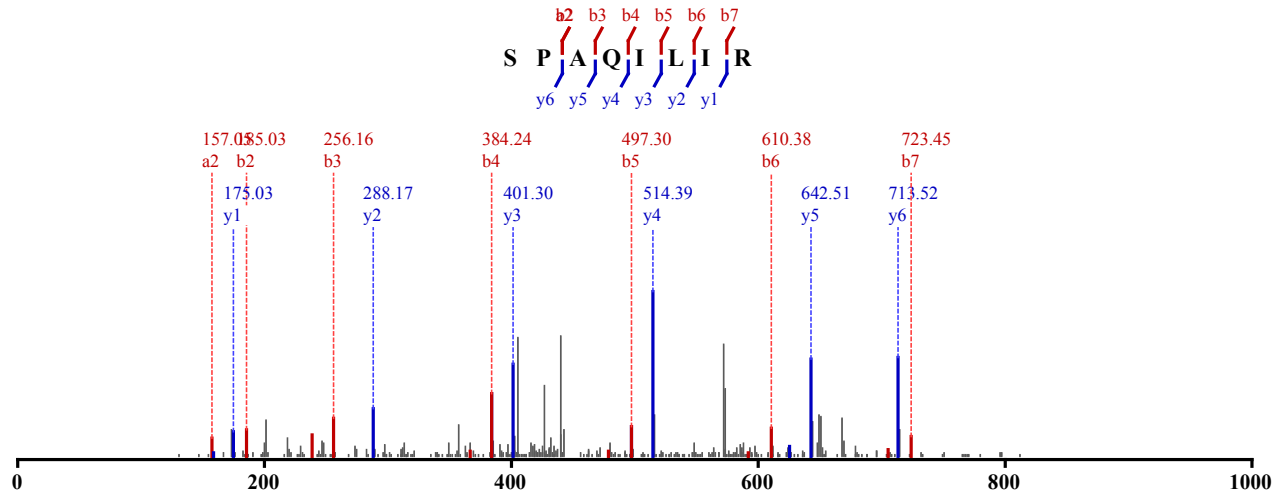


Not Modified

Identified in MSS110 with qvalue 0.00

Charge: 2, Exp. m/z: 449.280, Calc. m/z: 449.280

Data File: HeLa_LysC-try_CID_2, Scans: 25799 - 25799

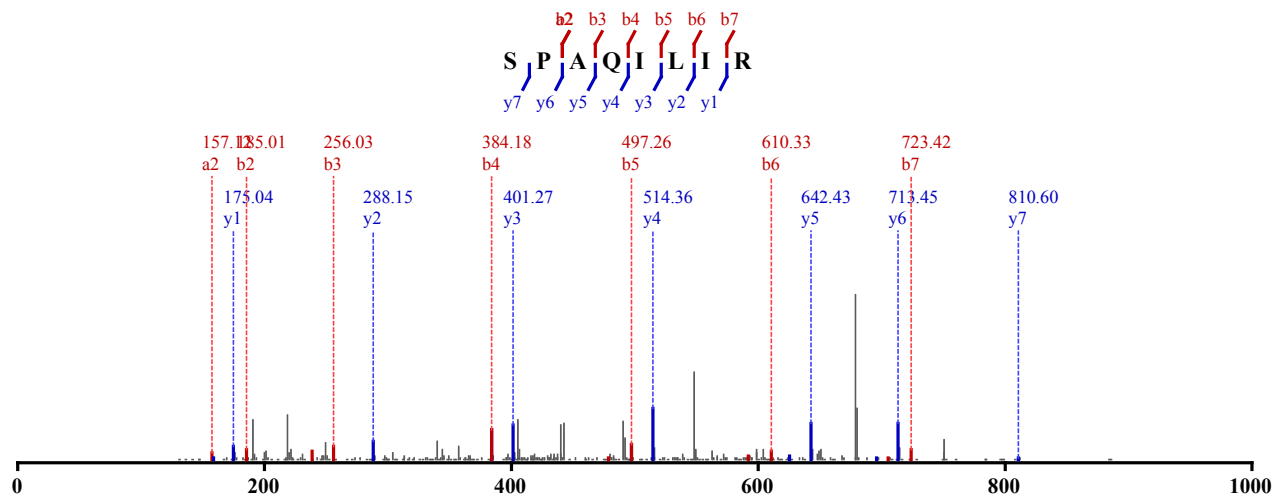


Not Modified

Identified in MSS113 with qvalue 0.00

Charge: 2, Exp. m/z: 449.279, Calc. m/z: 449.280

Data File: HeLa_try_CID_1, Scans: 25468 - 25468

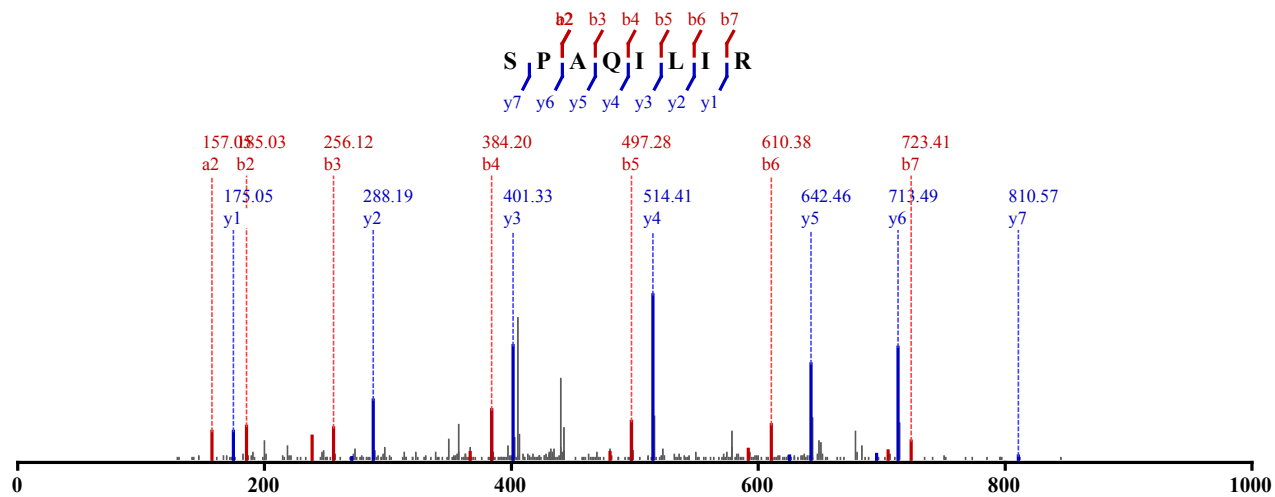


Not Modified

Identified in MSS113 with qvalue 0.00

Charge: 2, Exp. m/z: 449.280, Calc. m/z: 449.280

Data File: HeLa_try_CID_2, Scans: 26414 - 26414

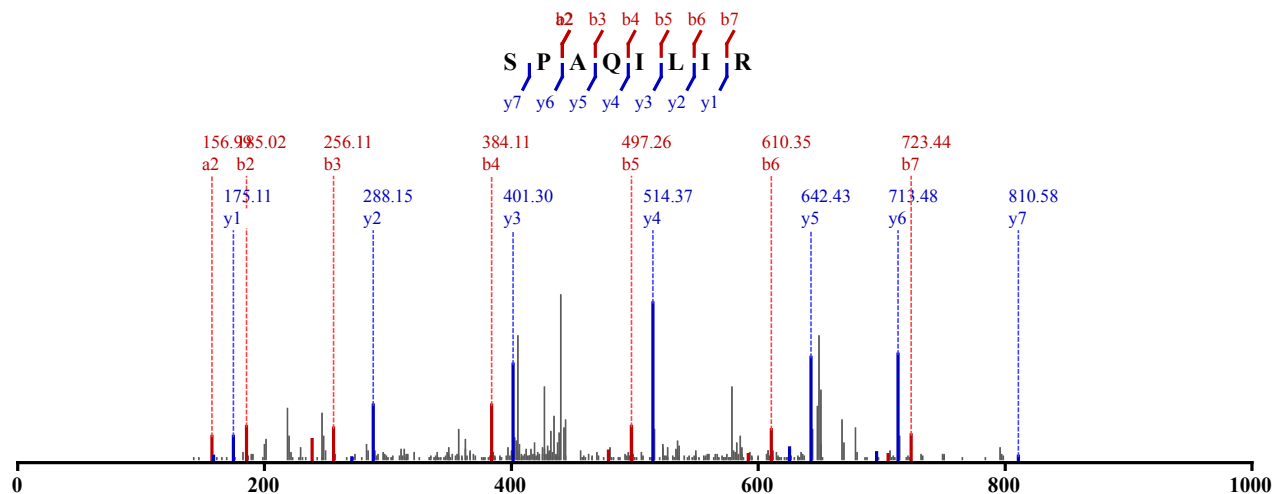


Not Modified

Identified in MSS113 with qvalue 0.00

Charge: 2, Exp. m/z: 449.280, Calc. m/z: 449.280

Data File: HeLa_try_CID_3, Scans: 26971 - 26971

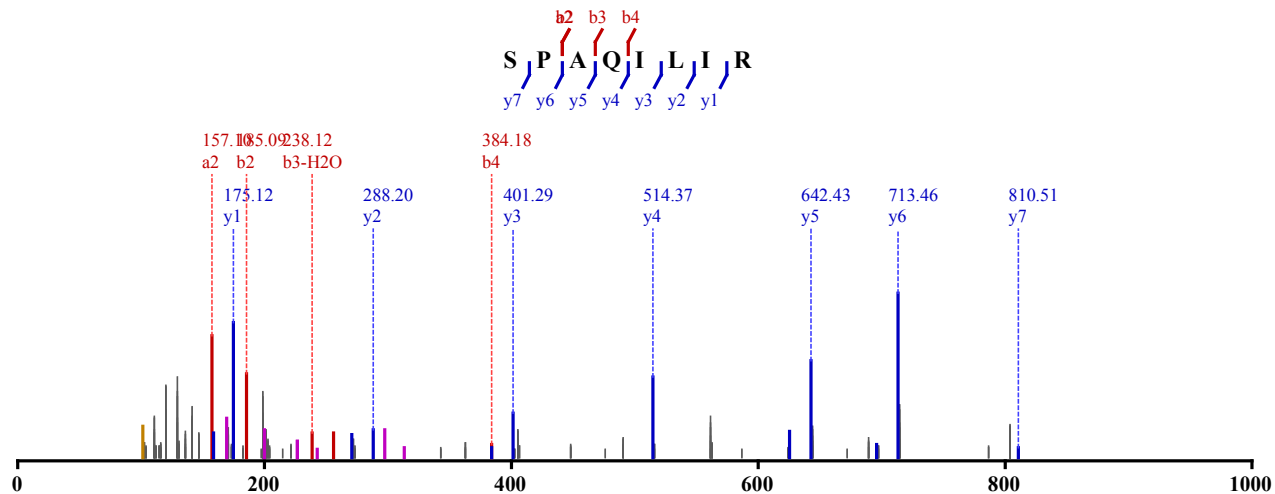


Not Modified

Identified in MSS122 with qvalue 0.00

Charge: 2, Exp. m/z: 449.279, Calc. m/z: 449.280

Data File: HeLa_try_HCD_2, Scans: 26744 - 26744

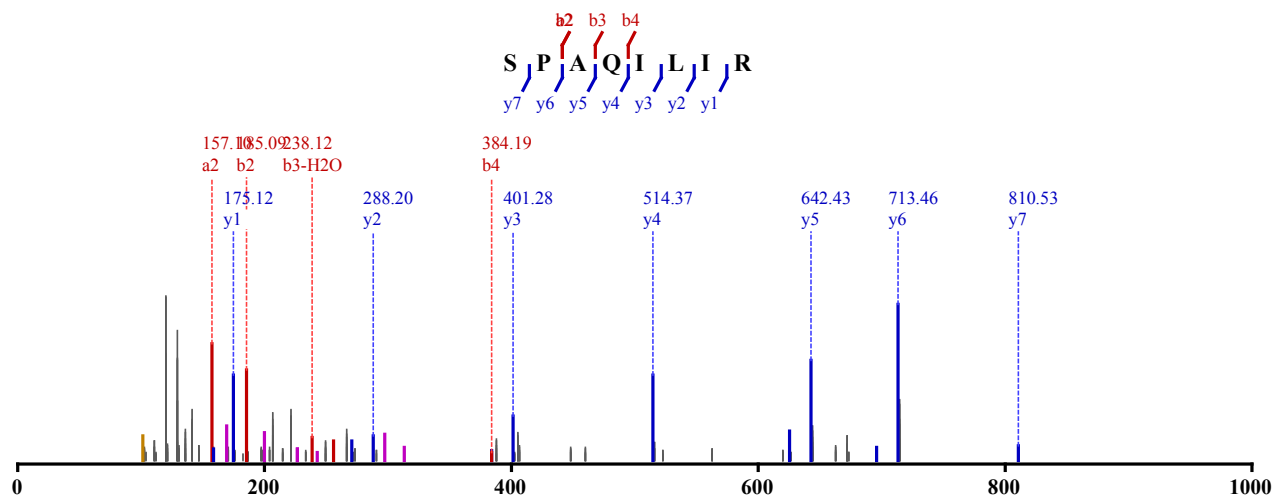


Not Modified

Identified in MSS122 with qvalue 0.00

Charge: 2, Exp. m/z: 449.280, Calc. m/z: 449.280

Data File: HeLa_try_HCD_2, Scans: 26595 - 26595

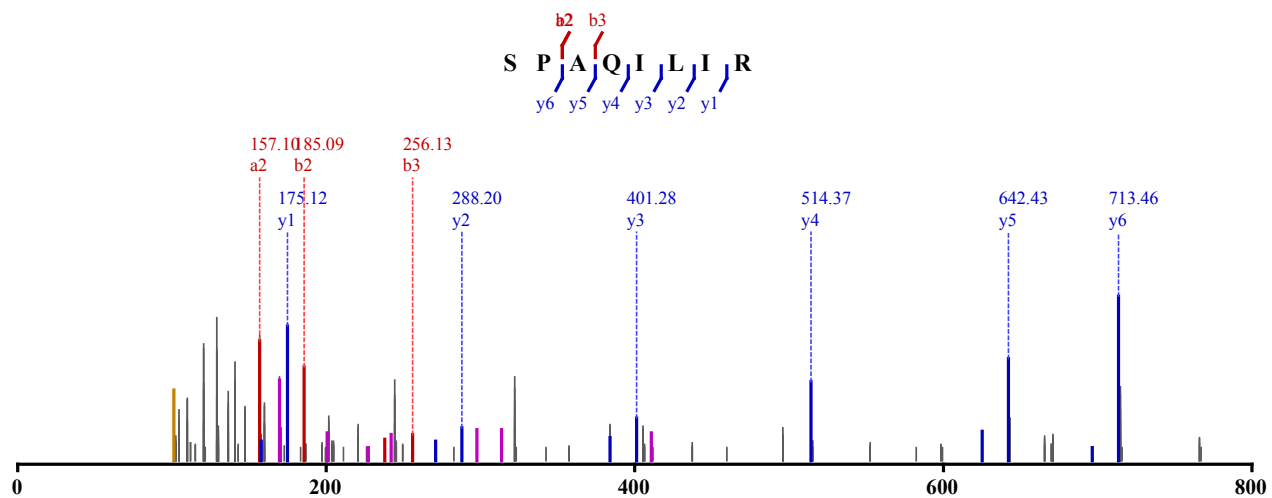


Not Modified

Identified in MSS122 with qvalue 0.00

Charge: 2, Exp. m/z: 449.279, Calc. m/z: 449.280

Data File: HeLa_try_HCD_3, Scans: 26364 - 26364

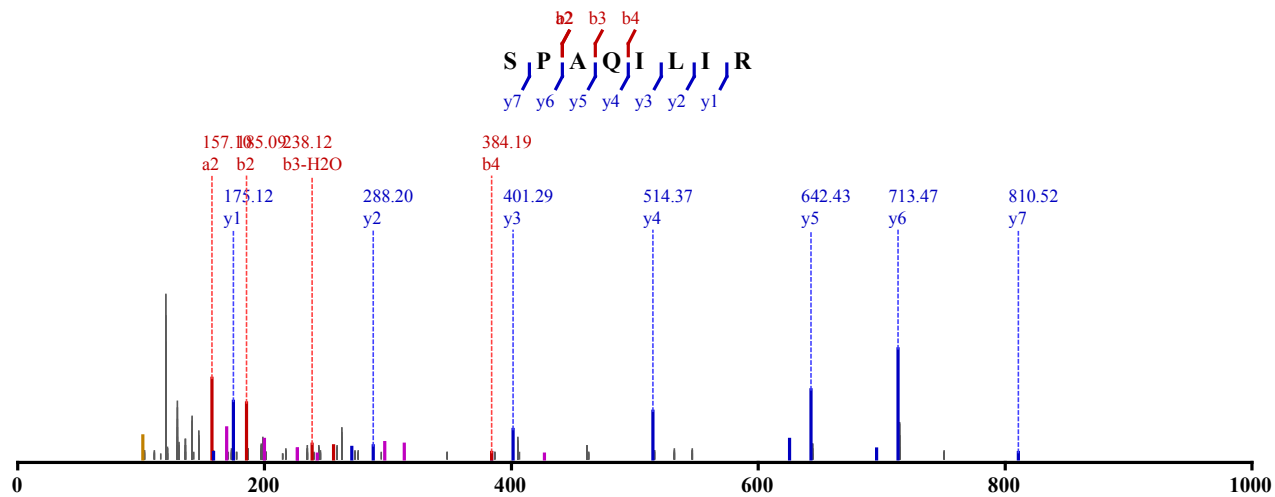


Not Modified

Identified in MSS130 with qvalue 0.00

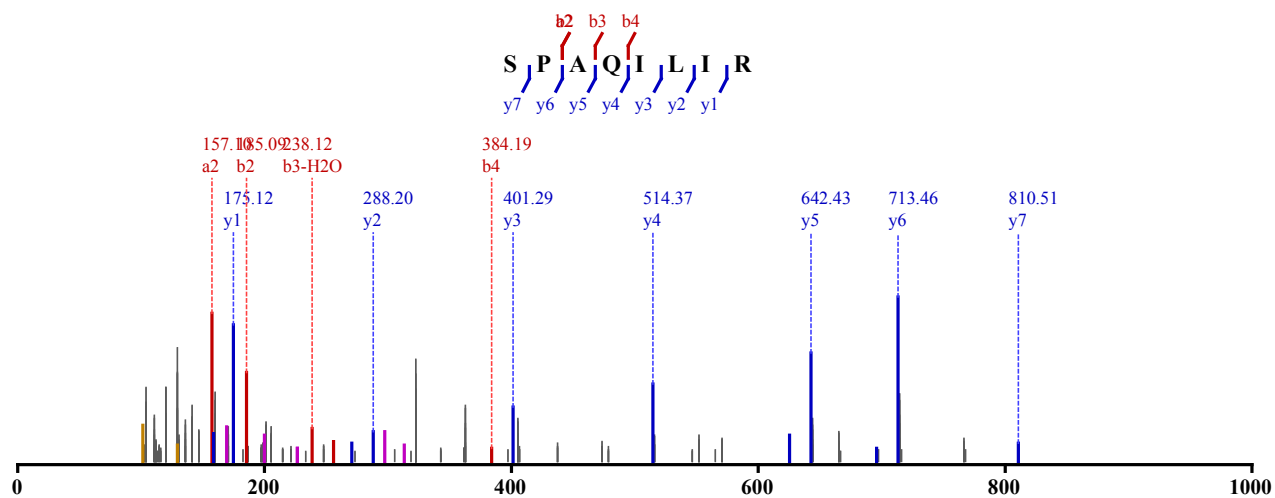
Charge: 2, Exp. m/z: 449.280, Calc. m/z: 449.280

Data File: HeLa_LysC-try_HCD_1, Scans: 20407 - 20407

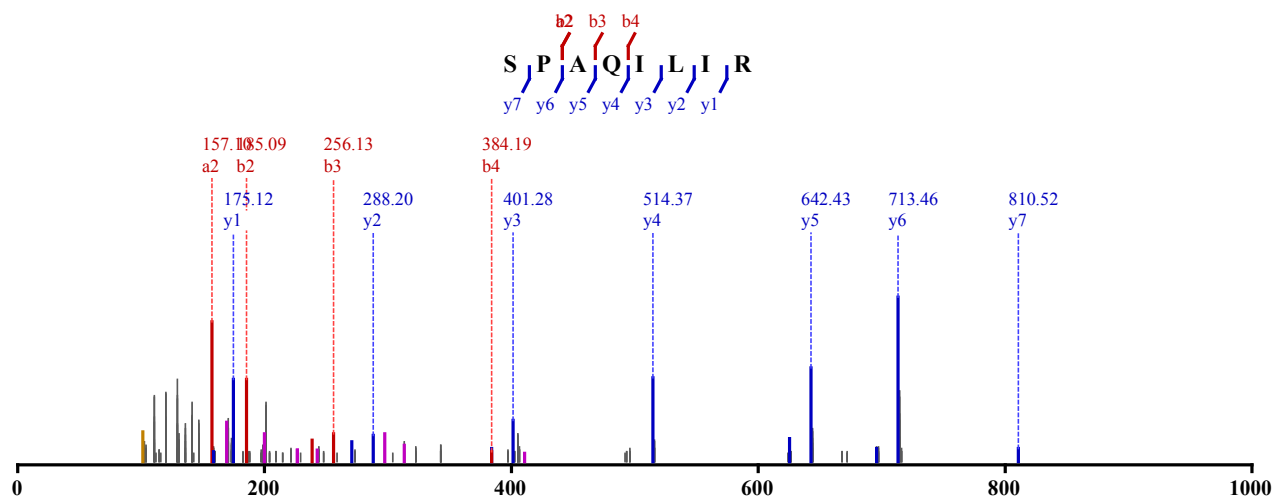


Not Modified

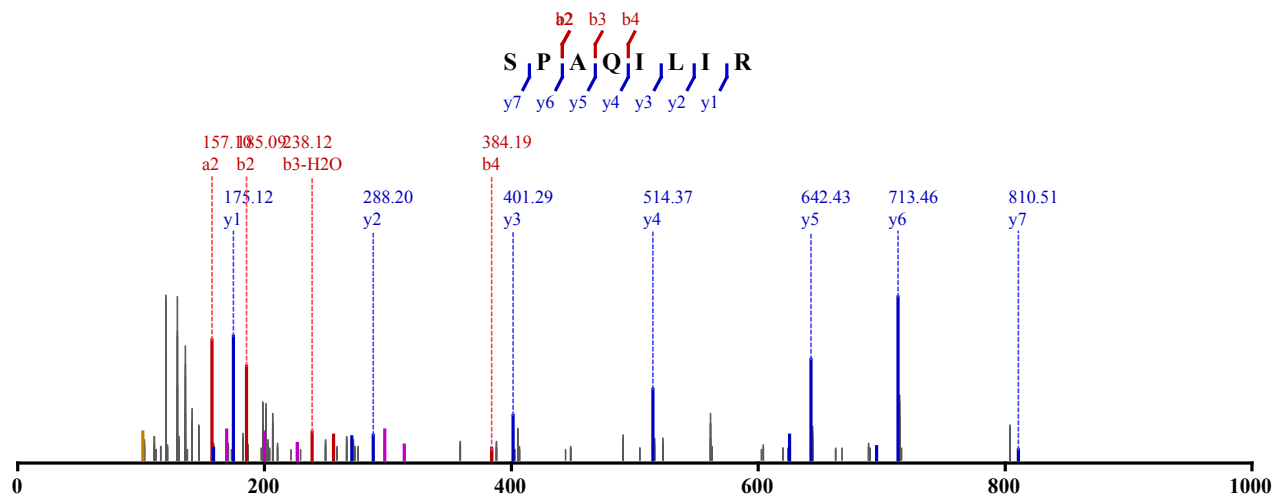
Identified in MSS130 with qvalue 0.00
Charge: 2, Exp. m/z: 449.279, Calc. m/z: 449.280
Data File: HeLa_LysC-try_HCD_2, Scans: 27398 - 27398



Not Modified
Identified in MSS130 with qvalue 0.00
Charge: 2, Exp. m/z: 449.279, Calc. m/z: 449.280
Data File: HeLa_LysC-try_HCD_3, Scans: 26658 - 26658



Not Modified
Identified in MSS134 with qvalue 0.00
Charge: 2, Exp. m/z: 449.280, Calc. m/z: 449.280
Data File: HeLa_GluC-try_HCD_2, Scans: 26925 - 26925

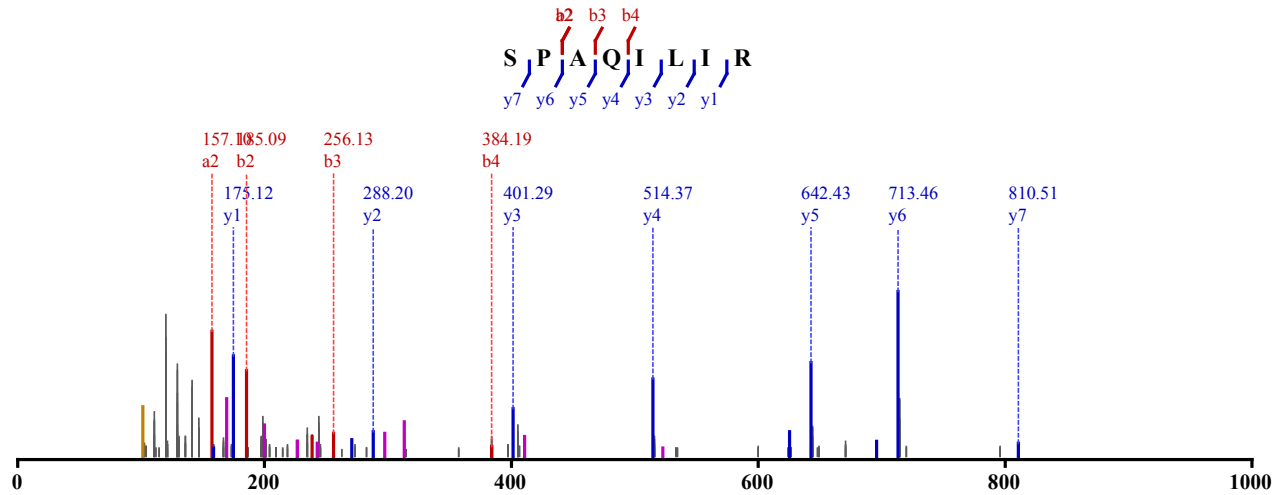


Not Modified

Identified in MSS139 with qvalue 0.00

Charge: 2, Exp. m/z: 449.279, Calc. m/z: 449.280

Data File: HeLa_chytry-try_HCD_1, Scans: 26695 - 26695

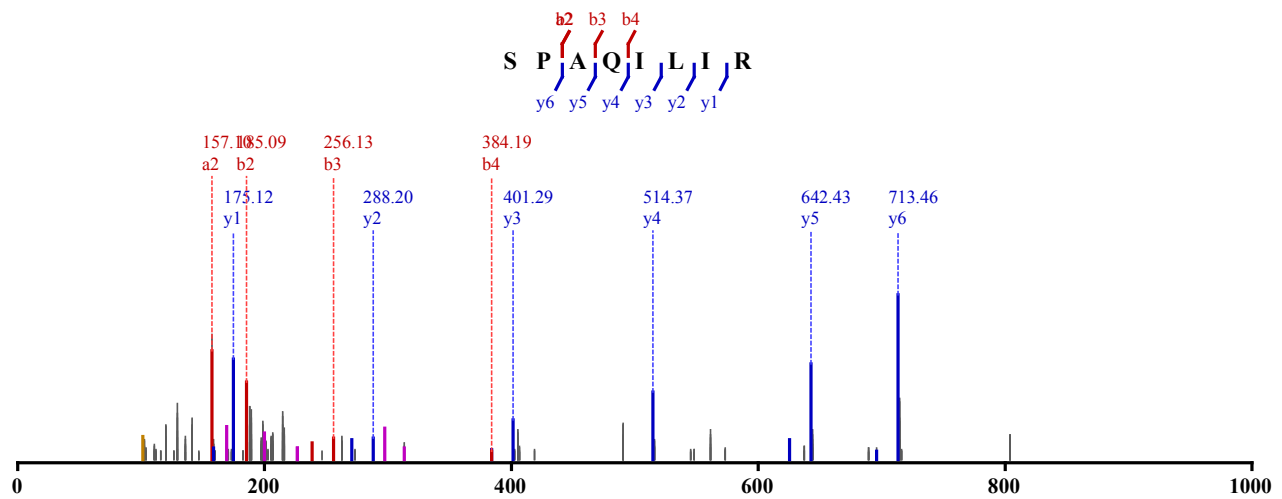


Not Modified

Identified in MSS139 with qvalue 0.00

Charge: 2, Exp. m/z: 449.278, Calc. m/z: 449.280

Data File: HeLa_chytry-try_HCD_2, Scans: 26914 - 26914

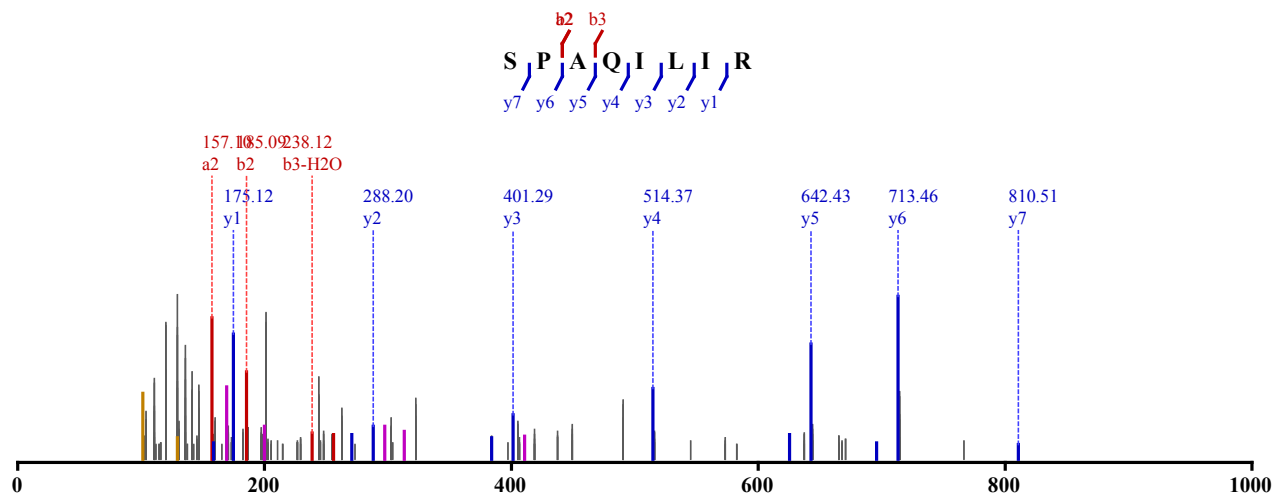


Not Modified

Identified in MSS139 with qvalue 0.00

Charge: 2, Exp. m/z: 449.279, Calc. m/z: 449.280

Data File: HeLa_chytry-try_HCD_3, Scans: 26082 - 26082

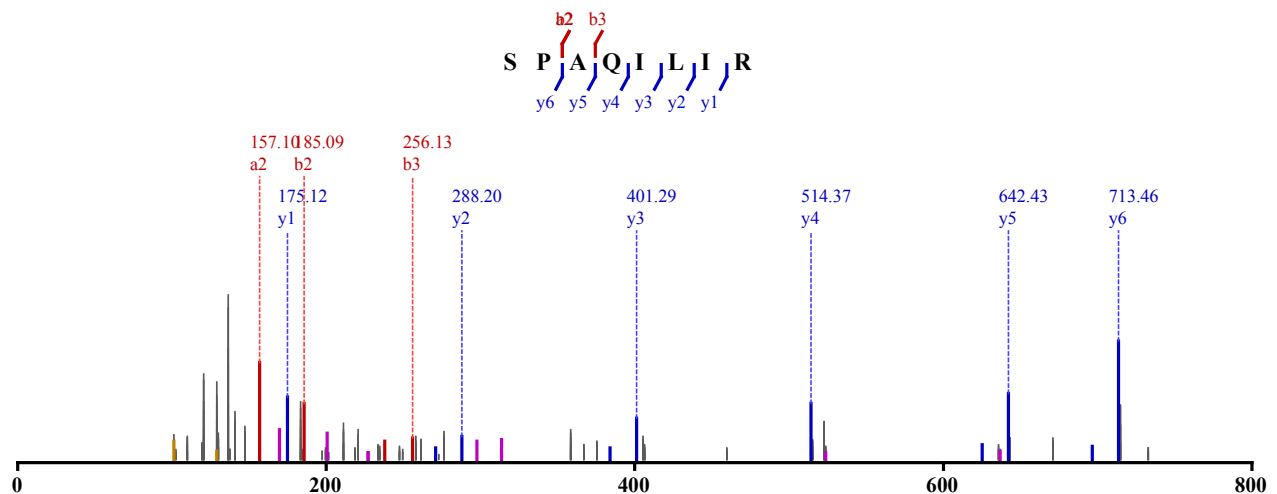


Not Modified

Identified in MSS141 with qvalue 0.01

Charge: 2, Exp. m/z: 449.280, Calc. m/z: 449.280

Data File: HeLa_AspN-try_HCD_3, Scans: 22495 - 22495

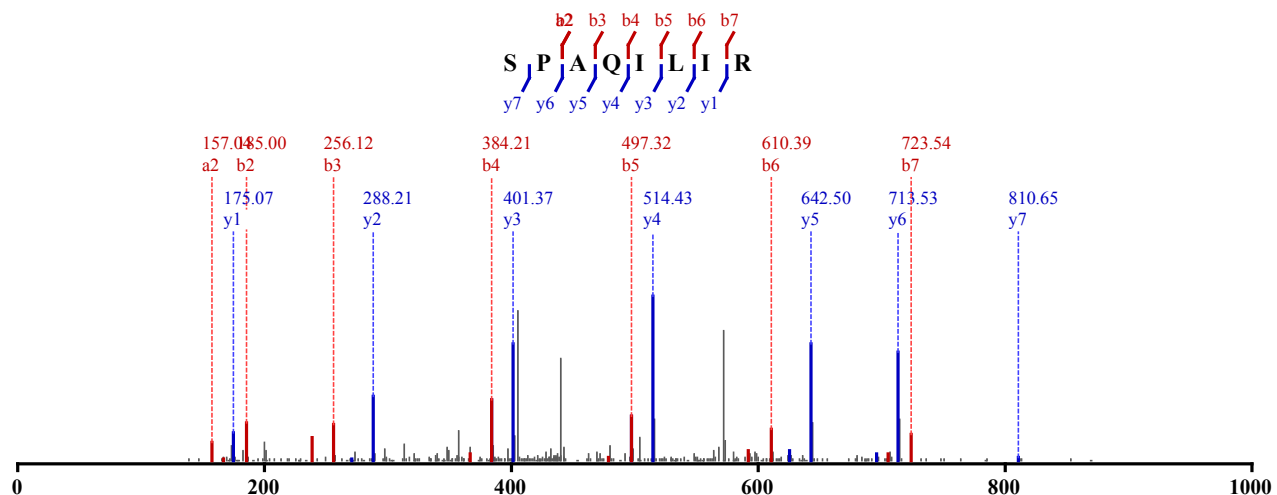


Not Modified

Identified in MSS241 with qvalue 0.00

Charge: 2, Exp. m/z: 449.279, Calc. m/z: 449.280

Data File: HeLa_try_CID-ETD_1, Scans: 18699 - 18699

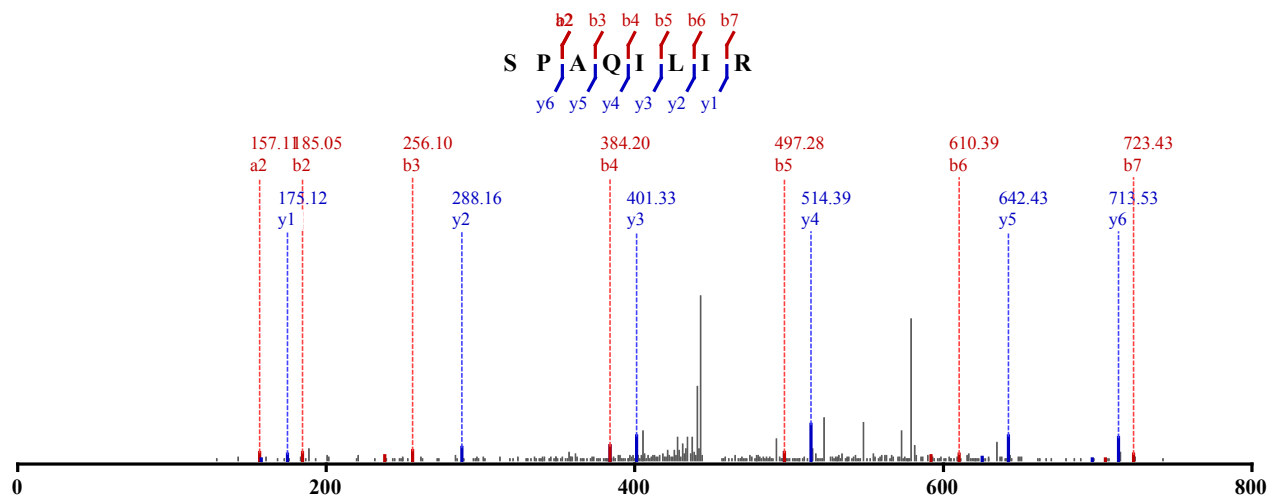


Not Modified

Identified in MSS262 with qvalue 0.00

Charge: 2, Exp. m/z: 449.280, Calc. m/z: 449.280

Data File: HeLa_ArgC-Try_CID_1, Scans: 20185 - 20185

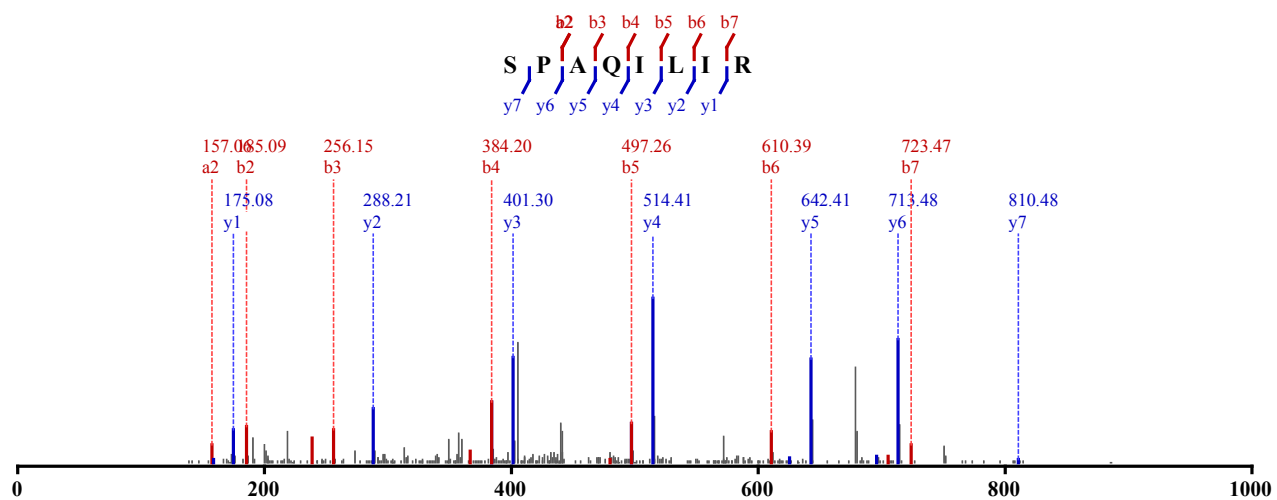


Not Modified

Identified in MSS425 with qvalue 0.00

Charge: 2, Exp. m/z: 449.279, Calc. m/z: 449.280

Data File: HeLa_AspN-Try_CID-ETD_1, Scans: 17677 - 17677

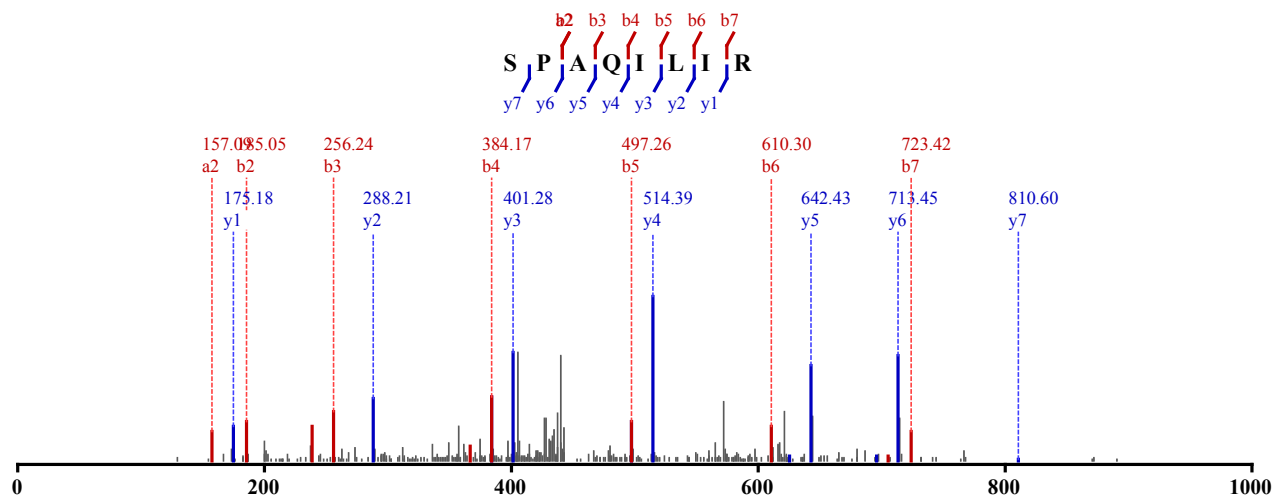


Not Modified

Identified in MSS427 with qvalue 0.00

Charge: 2, Exp. m/z: 449.280, Calc. m/z: 449.280

Data File: HeLa_chytry-try_CID-ETD_2, Scans: 17926 - 17926

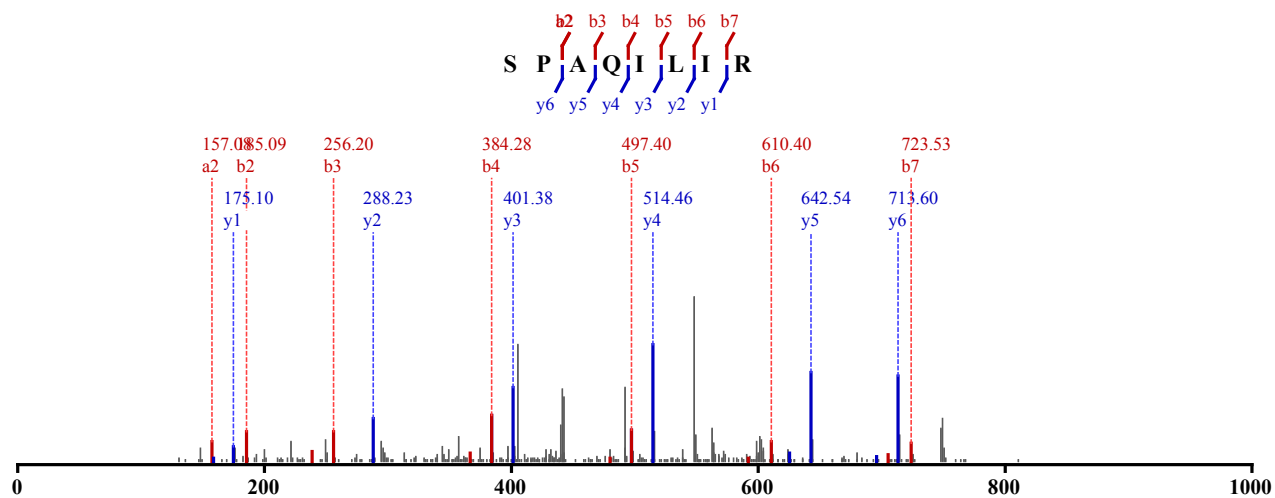


Not Modified

Identified in MSS431 with qvalue 0.00

Charge: 2, Exp. m/z: 449.280, Calc. m/z: 449.280

Data File: HeLa_GluC-Try_CID-ETD_1, Scans: 19450 - 19450

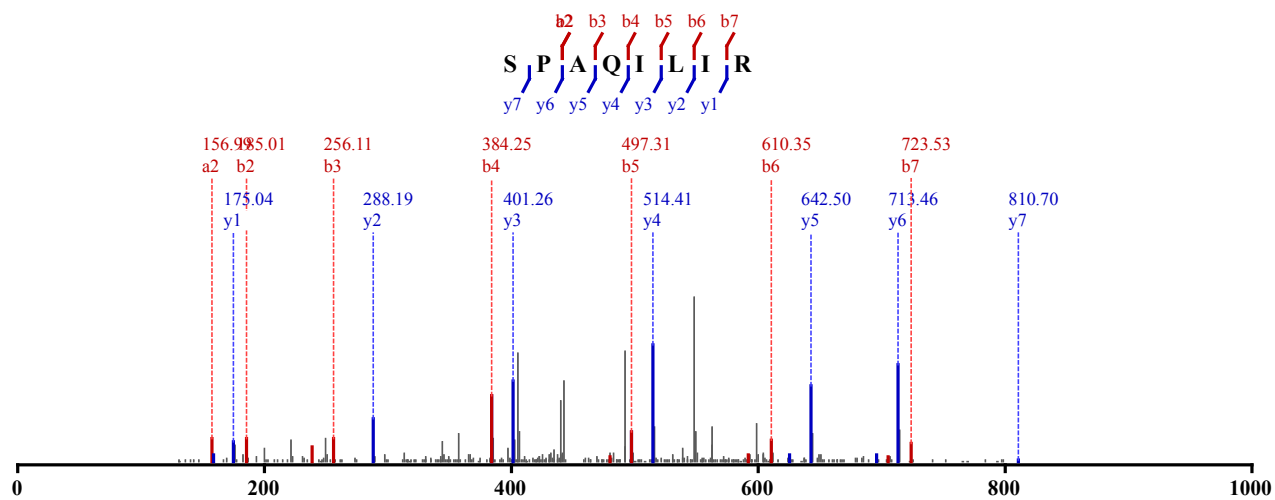


Not Modified

Identified in MSS434 with qvalue 0.00

Charge: 2, Exp. m/z: 449.280, Calc. m/z: 449.280

Data File: HeLa_LysC-try_CID-ETD_1, Scans: 18729 - 18729

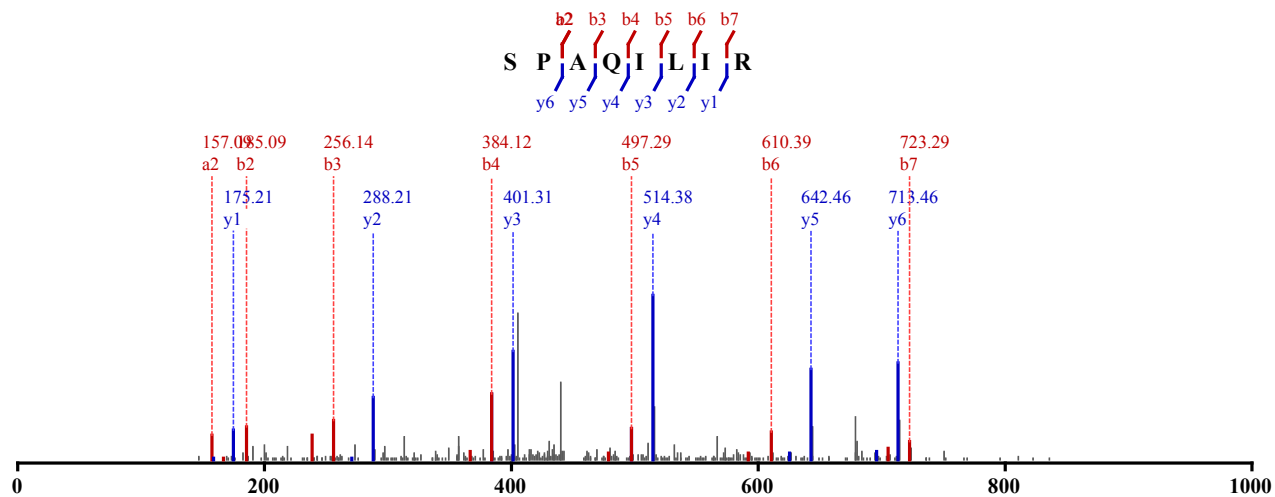


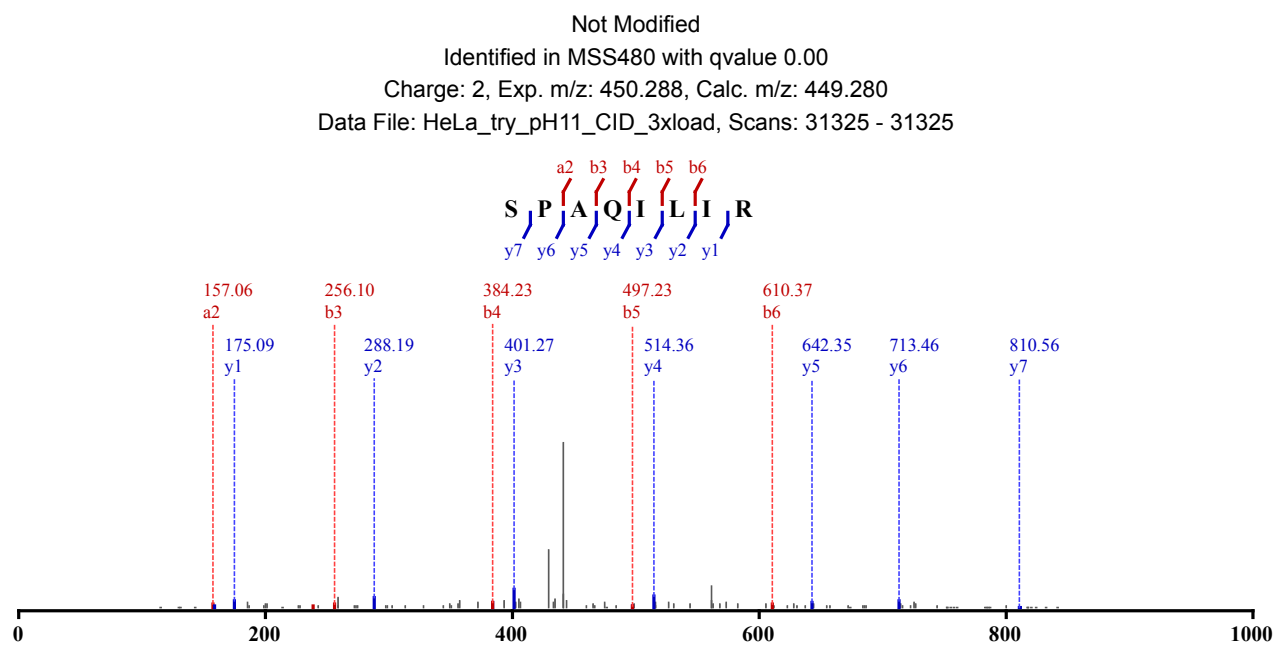
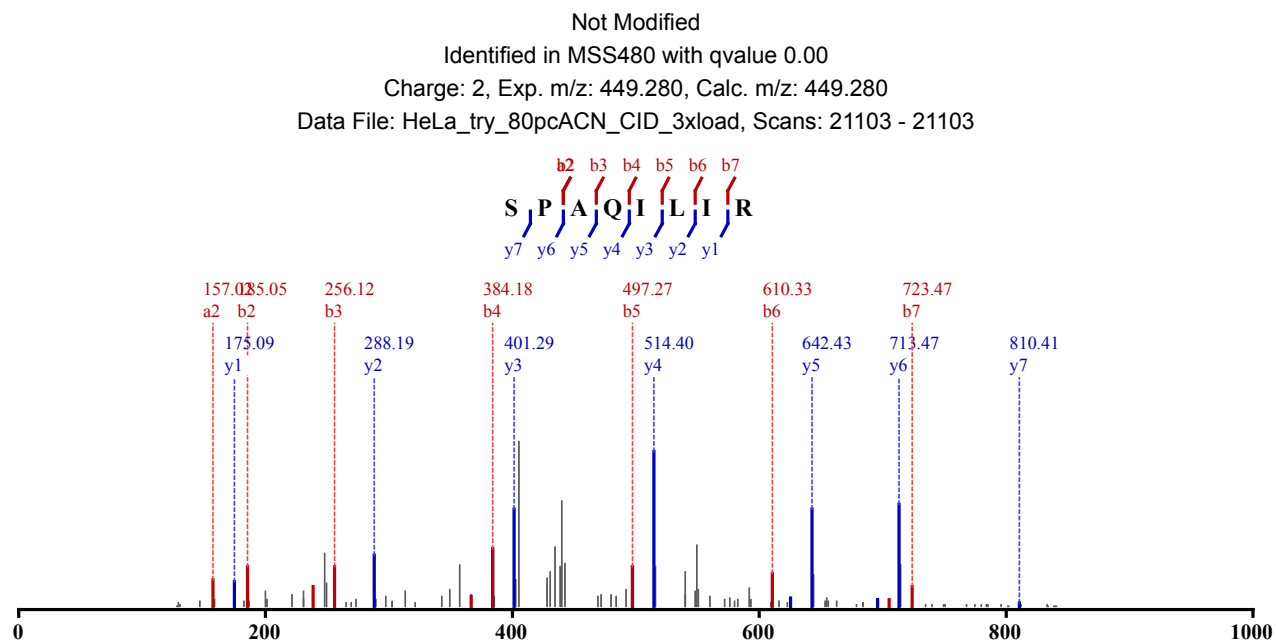
Not Modified

Identified in MSS434 with qvalue 0.00

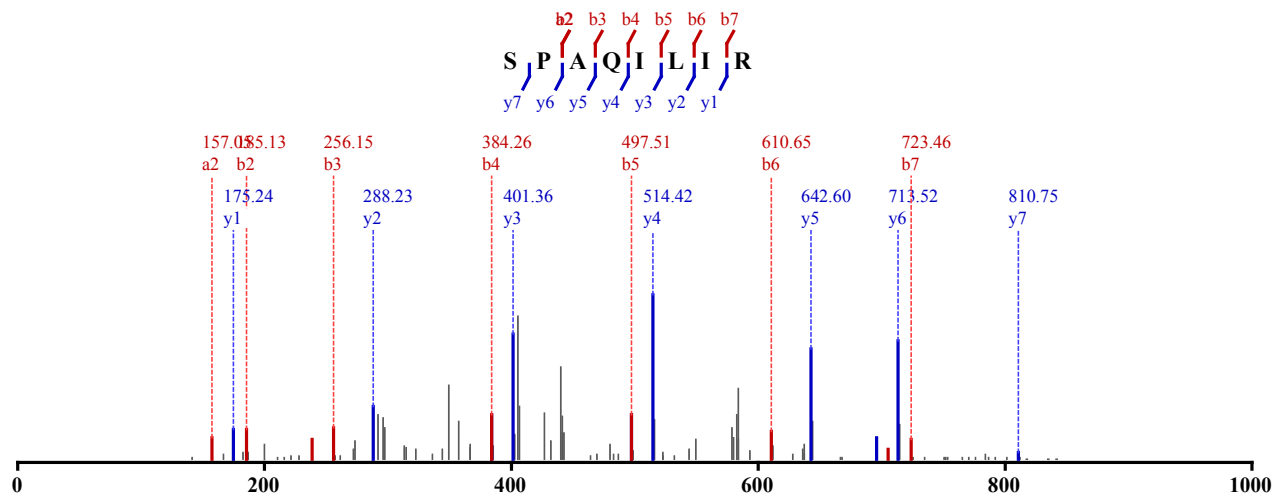
Charge: 2, Exp. m/z: 449.280, Calc. m/z: 449.280

Data File: HeLa_LysC-try_CID-ETD_2, Scans: 17098 - 17098

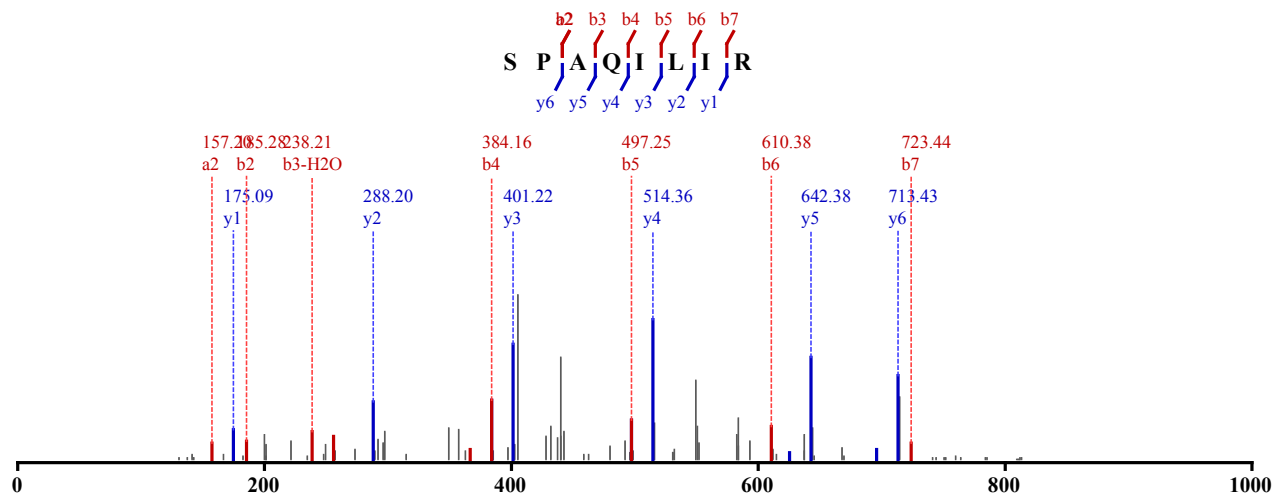




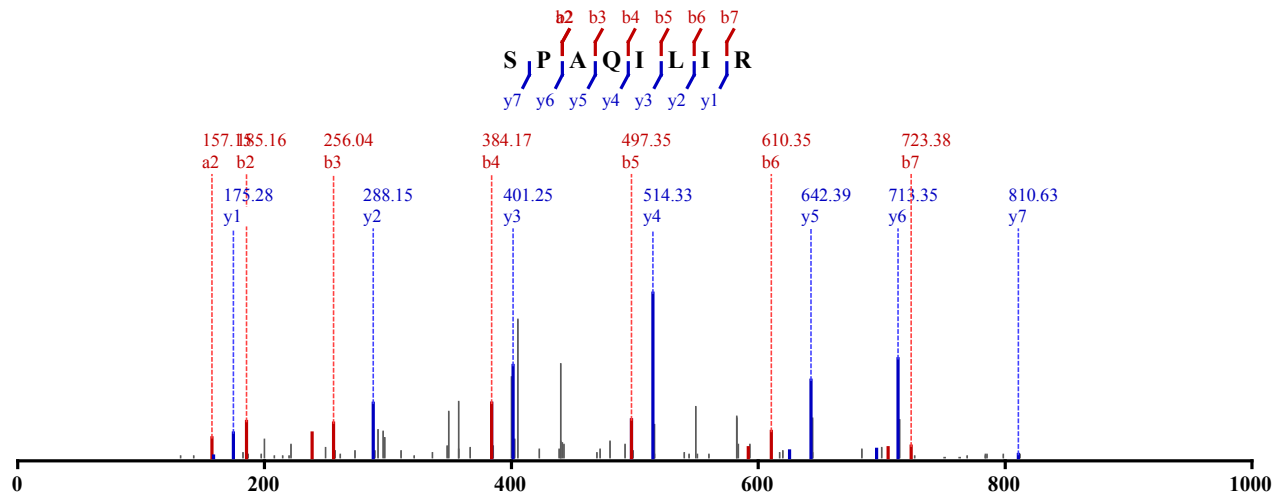
Not Modified
 Identified in MSS480 with qvalue 0.00
 Charge: 2, Exp. m/z: 449.280, Calc. m/z: 449.280
 Data File: HeLa_try_pH11_CID_3xload, Scans: 31481 - 31481



Not Modified
 Identified in MSS480 with qvalue 0.00
 Charge: 2, Exp. m/z: 449.281, Calc. m/z: 449.280
 Data File: HeLa_try_pH8_CID_3xload_2, Scans: 29574 - 29574

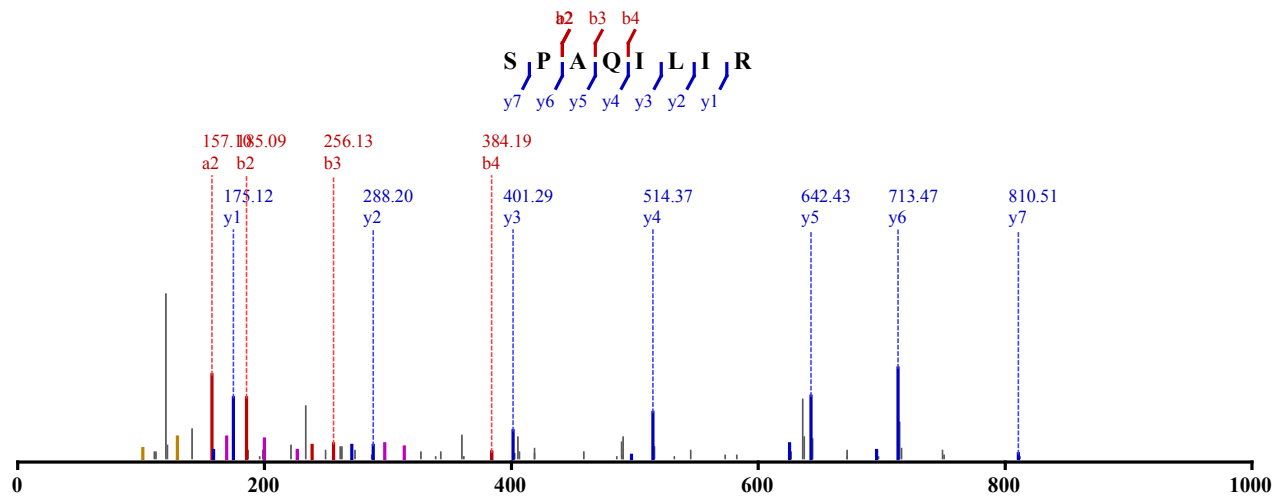


Not Modified
 Identified in MSS480 with qvalue 0.00
 Charge: 2, Exp. m/z: 449.281, Calc. m/z: 449.279
 Data File: HeLa_try_pH11_CID_3xload_2, Scans: 36713 - 36713



Not Modified
 Identified in MSS484 with qvalue 0.00
 Charge: 2, Exp. m/z: 449.279, Calc. m/z: 449.280

Data File: HeLa_Try_pH11_HCD_1, Scans: 37468 - 37468

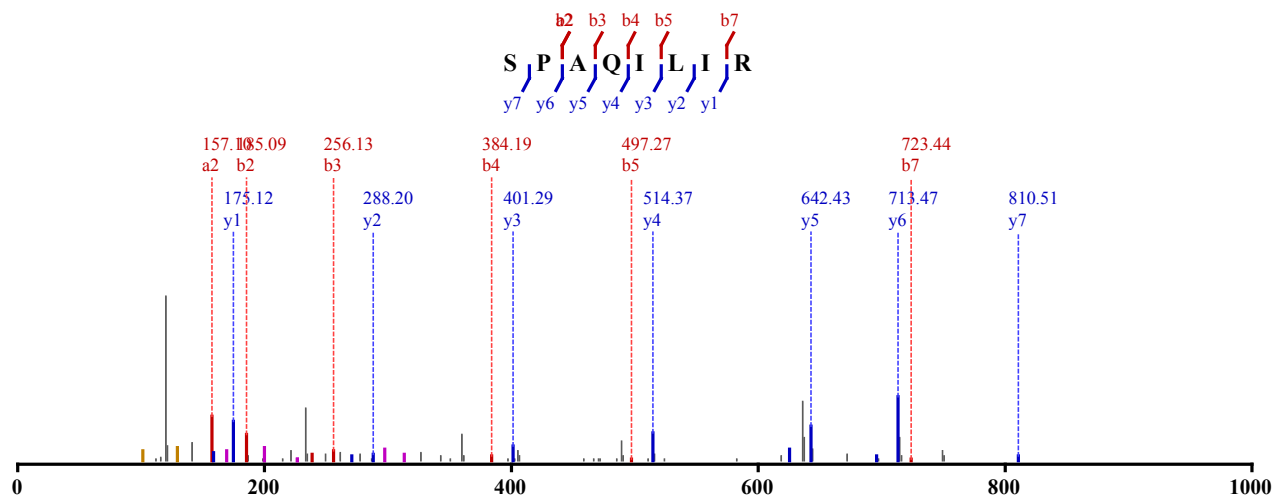


Not Modified

Identified in MSS484 with qvalue 0.00

Charge: 2, Exp. m/z: 449.279, Calc. m/z: 449.280

Data File: HeLa_Try_pH11_HCD_2, Scans: 38450 - 38450

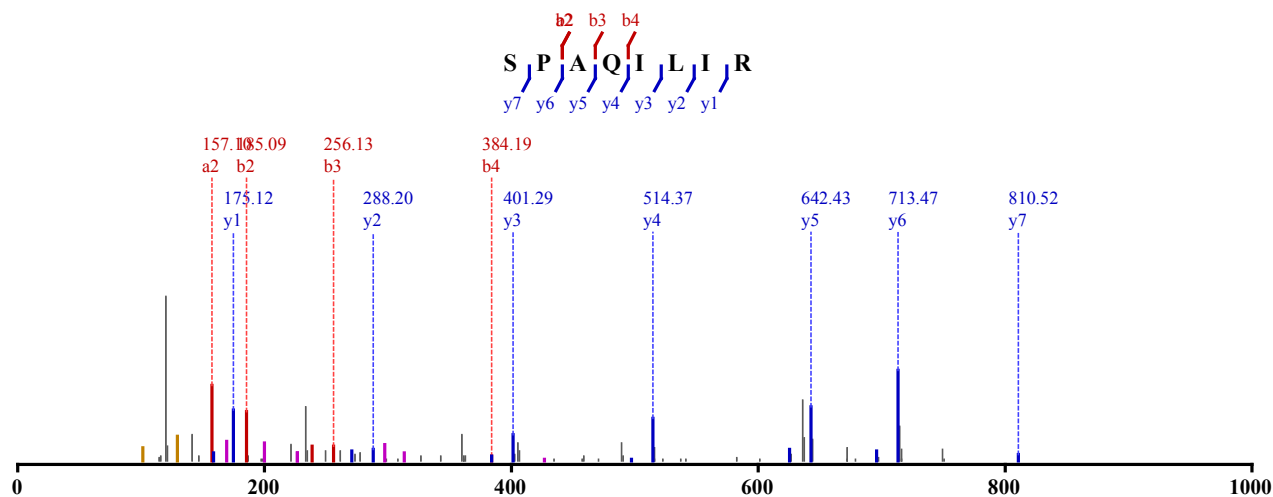


Not Modified

Identified in MSS484 with qvalue 0.00

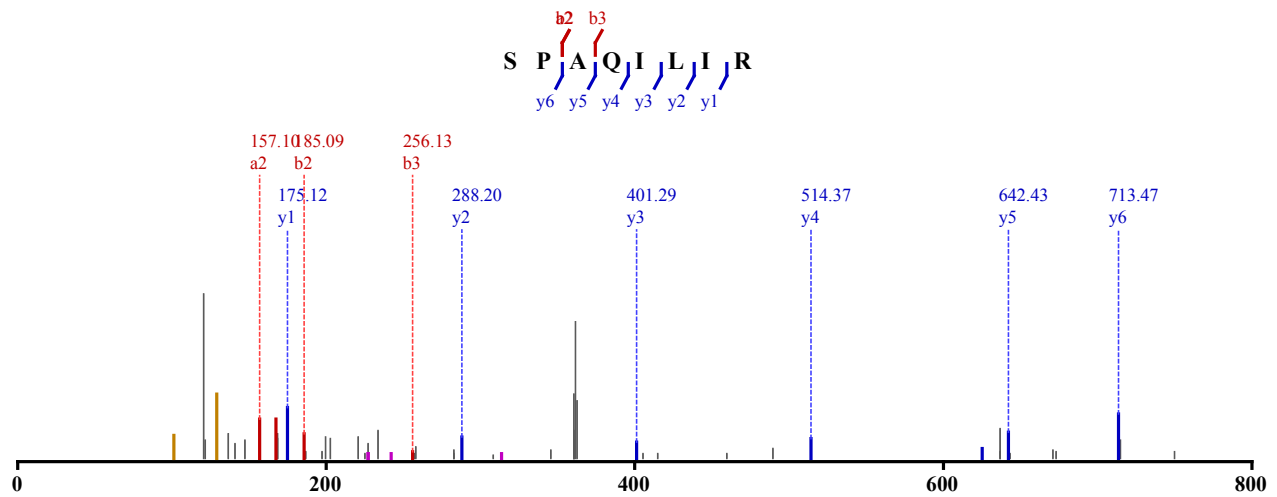
Charge: 2, Exp. m/z: 449.279, Calc. m/z: 449.280

Data File: HeLa_Try_pH11_HCD_3, Scans: 34360 - 34360

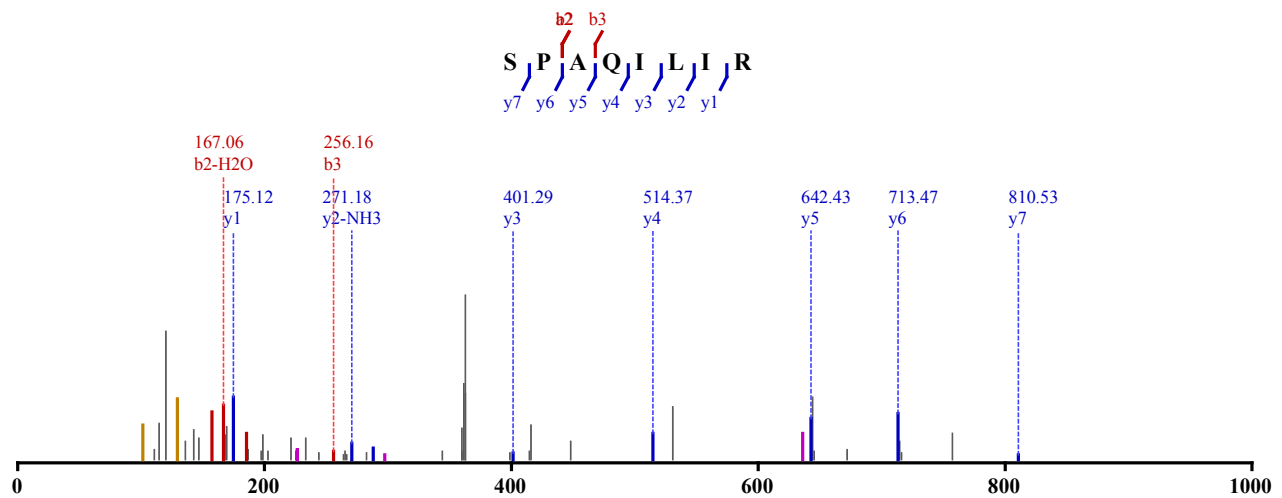


Not Modified

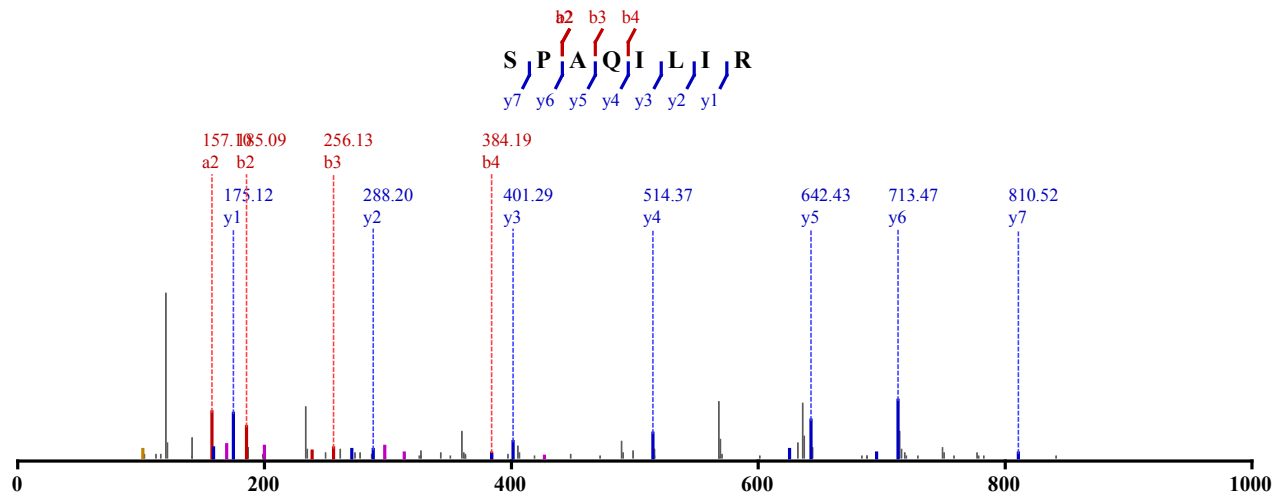
Identified in MSS487 with qvalue 0.00
 Charge: 2, Exp. m/z: 449.279, Calc. m/z: 449.279
 Data File: HeLa_ArgC-Try_pH8_HCD_3, Scans: 27757 - 27757



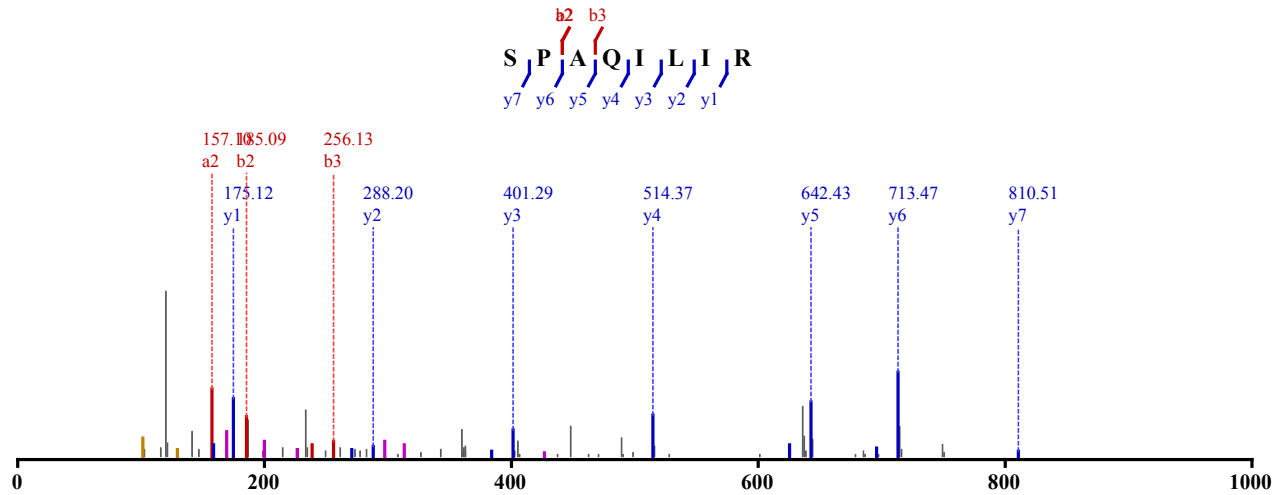
Not Modified
 Identified in MSS487 with qvalue 0.00
 Charge: 2, Exp. m/z: 449.279, Calc. m/z: 449.279
 Data File: HeLa_ArgC-Try_pH8_HCD_3, Scans: 28010 - 28010



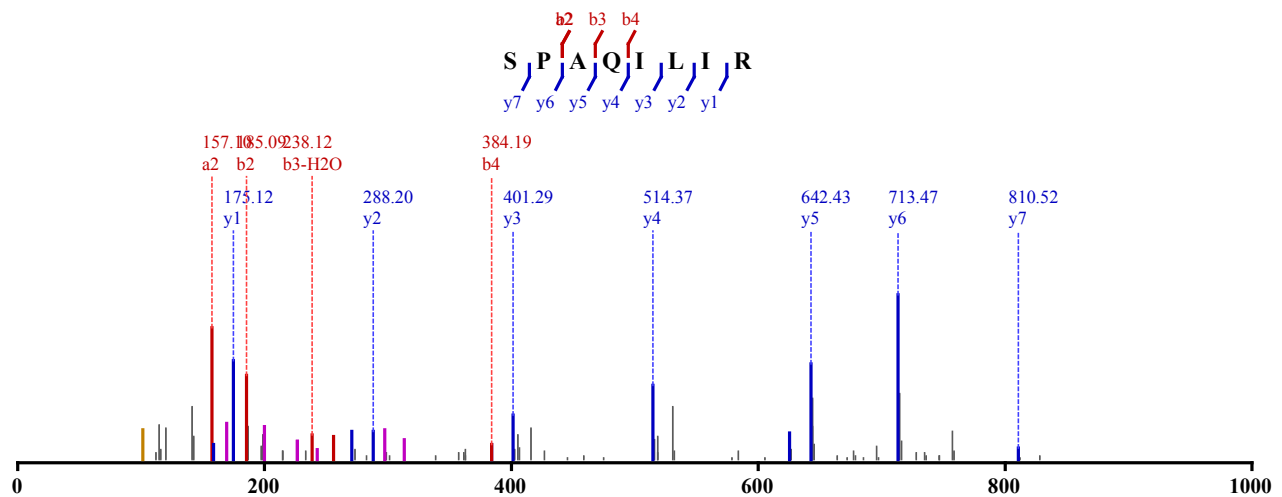
Not Modified
 Identified in MSS487 with qvalue 0.00
 Charge: 2, Exp. m/z: 449.279, Calc. m/z: 449.280
 Data File: HeLa_ArgC-Try_pH11_HCD_2, Scans: 31348 - 31348



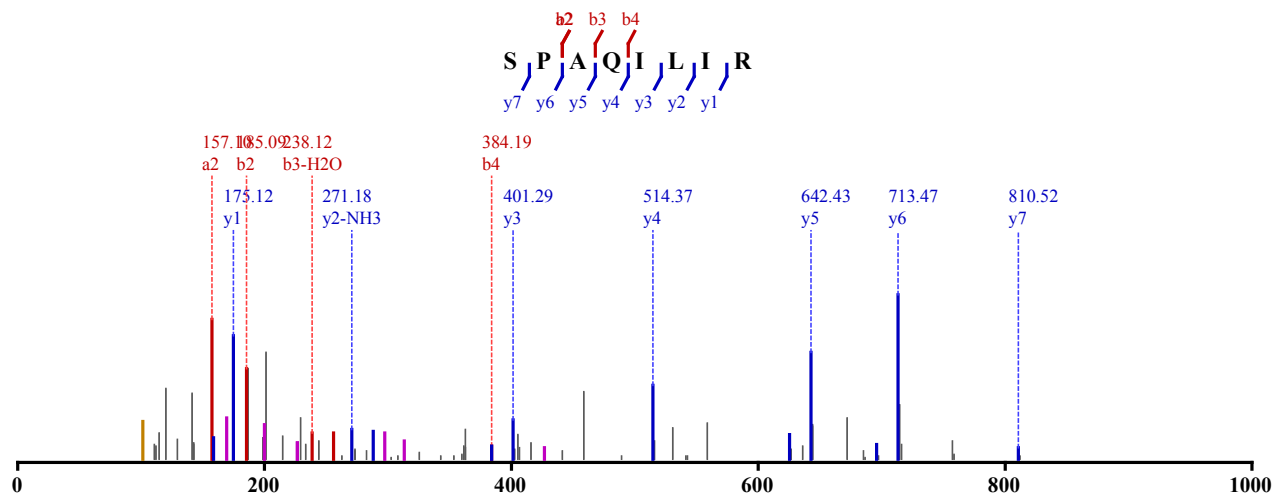
Not Modified
Identified in MSS487 with qvalue 0.00
Charge: 2, Exp. m/z: 449.279, Calc. m/z: 449.280
Data File: HeLa_ArgC-Try_pH11_HCD_2, Scans: 31436 - 31436



Not Modified
Identified in MSS487 with qvalue 0.00
Charge: 2, Exp. m/z: 449.279, Calc. m/z: 449.280
Data File: HeLa_ArgC-Try_pH11_HCD_3, Scans: 32658 - 32658



Not Modified
Identified in MSS487 with qvalue 0.00
Charge: 2, Exp. m/z: 449.279, Calc. m/z: 449.280
Data File: HeLa_ArgC-Try_pH11_HCD_3, Scans: 32743 - 32743

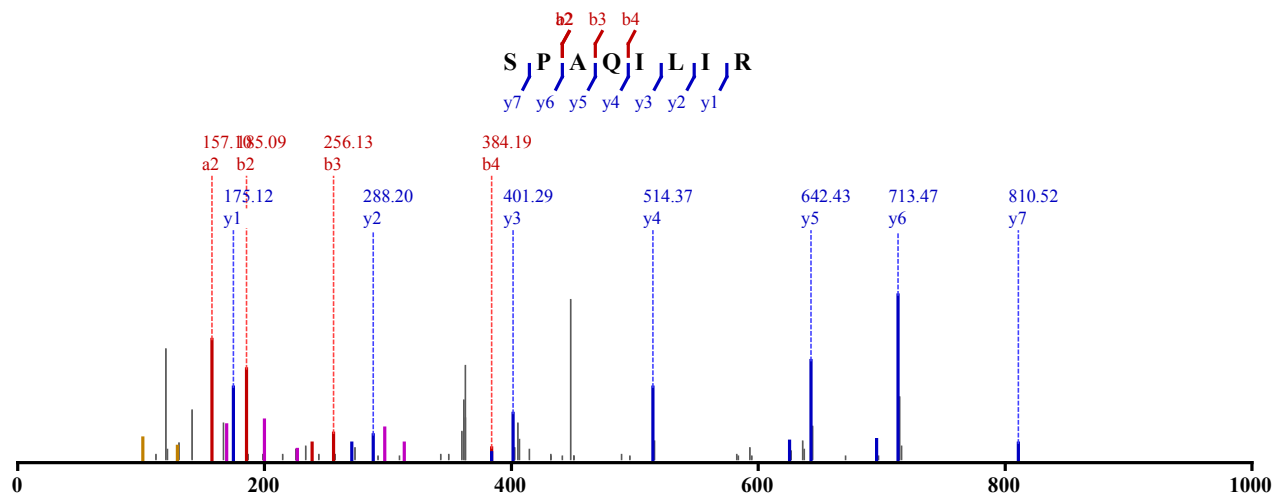


Not Modified

Identified in MSS487 with qvalue 0.00

Charge: 2, Exp. m/z: 449.279, Calc. m/z: 449.280

Data File: HeLa_ArgC-Try_pH8_HCD_1, Scans: 22033 - 22033

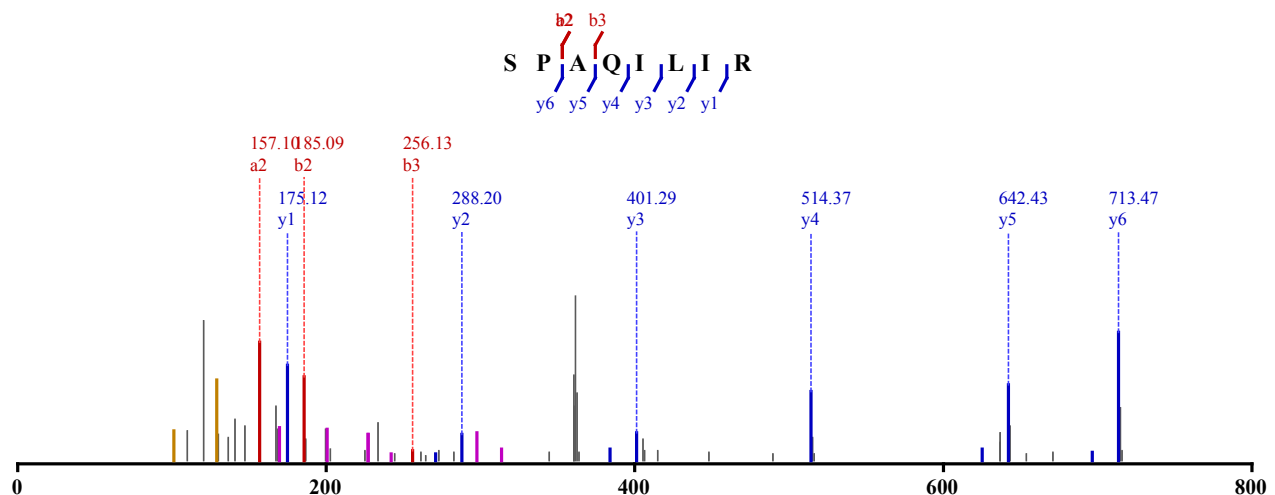


Not Modified

Identified in MSS487 with qvalue 0.00

Charge: 2, Exp. m/z: 449.279, Calc. m/z: 449.280

Data File: HeLa_ArgC-Try_pH8_HCD_3, Scans: 27839 - 27839

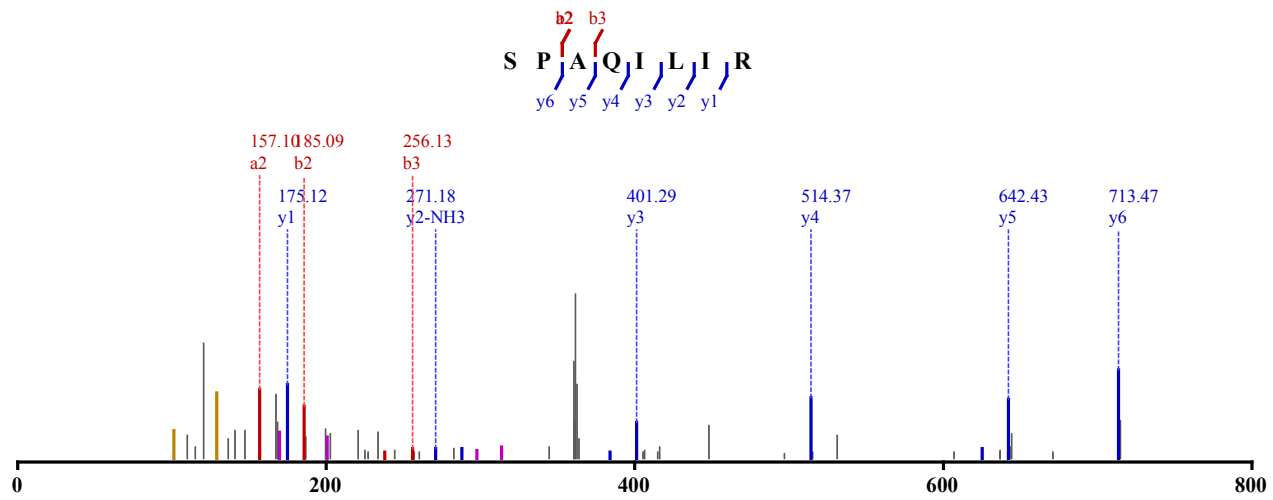


Not Modified

Identified in MSS487 with qvalue 0.00

Charge: 2, Exp. m/z: 449.279, Calc. m/z: 449.280

Data File: HeLa_ArgC-Try_pH8_HCD_3, Scans: 27926 - 27926

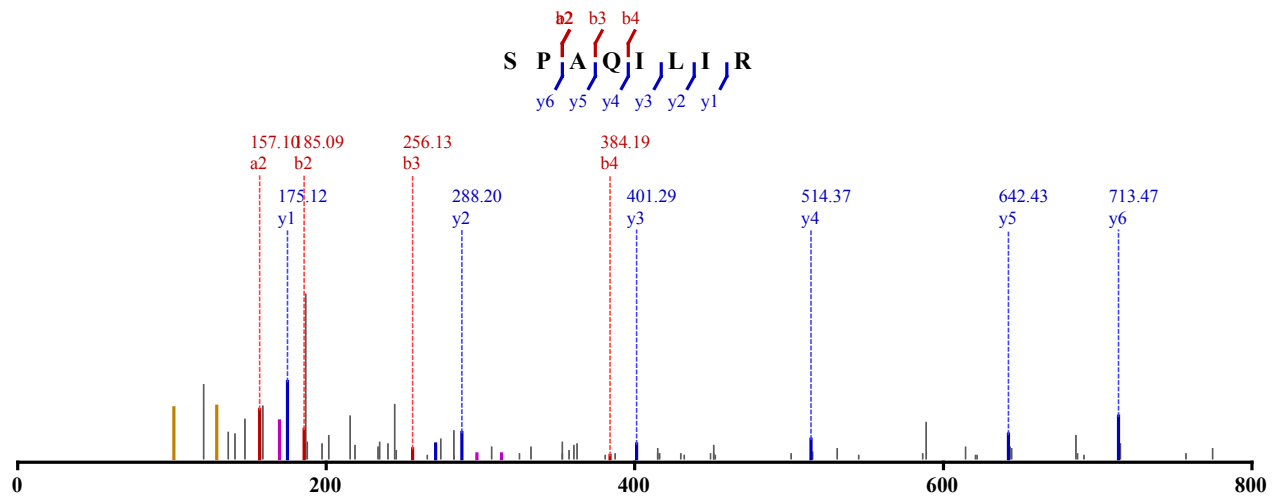


Not Modified

Identified in MSS487 with qvalue 0.00

Charge: 2, Exp. m/z: 450.282, Calc. m/z: 449.279

Data File: HeLa_ArgC-Try_pH11_HCD_3, Scans: 33043 - 33043

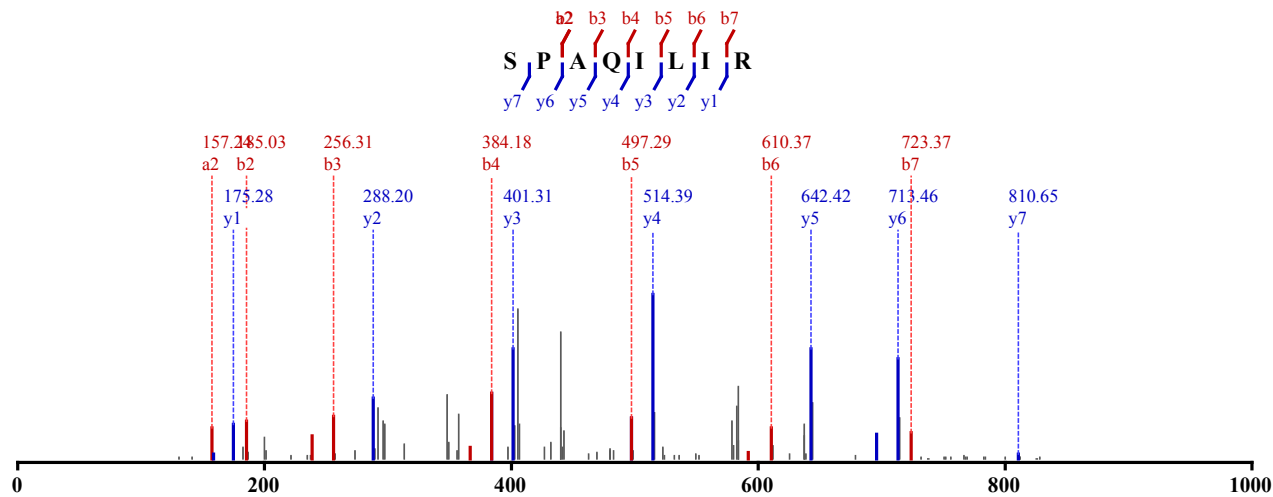


Not Modified

Identified in MSS488 with qvalue 0.00

Charge: 2, Exp. m/z: 449.279, Calc. m/z: 449.280

Data File: HeLa_chy-try_pH11_CID_3xload_2, Scans: 21395 - 21395

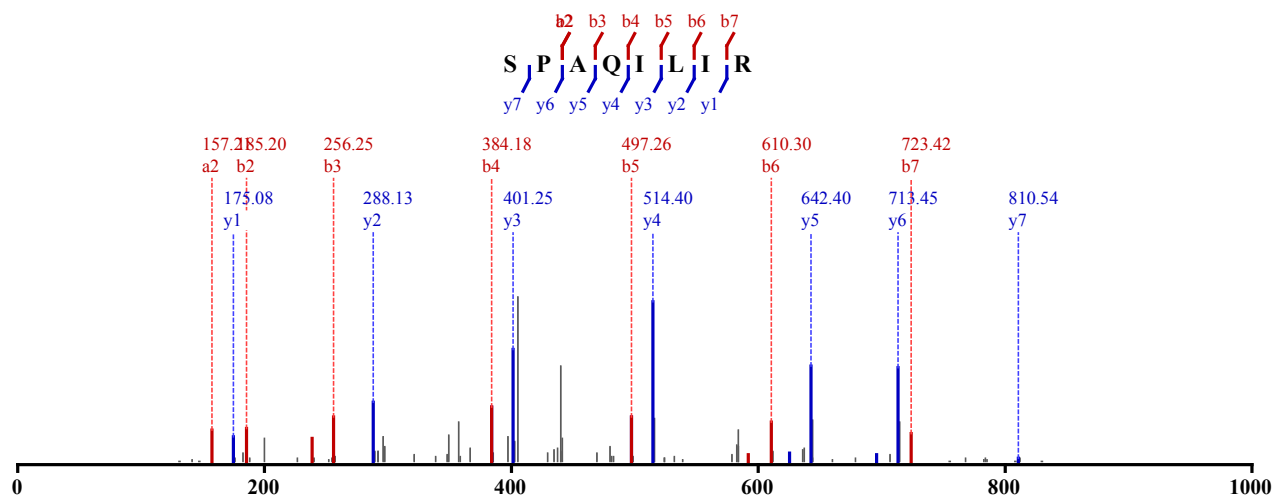


Not Modified

Identified in MSS488 with qvalue 0.00

Charge: 2, Exp. m/z: 449.279, Calc. m/z: 449.280

Data File: HeLa_chy-try_pH11_CID_3xload_2, Scans: 21477 - 21477

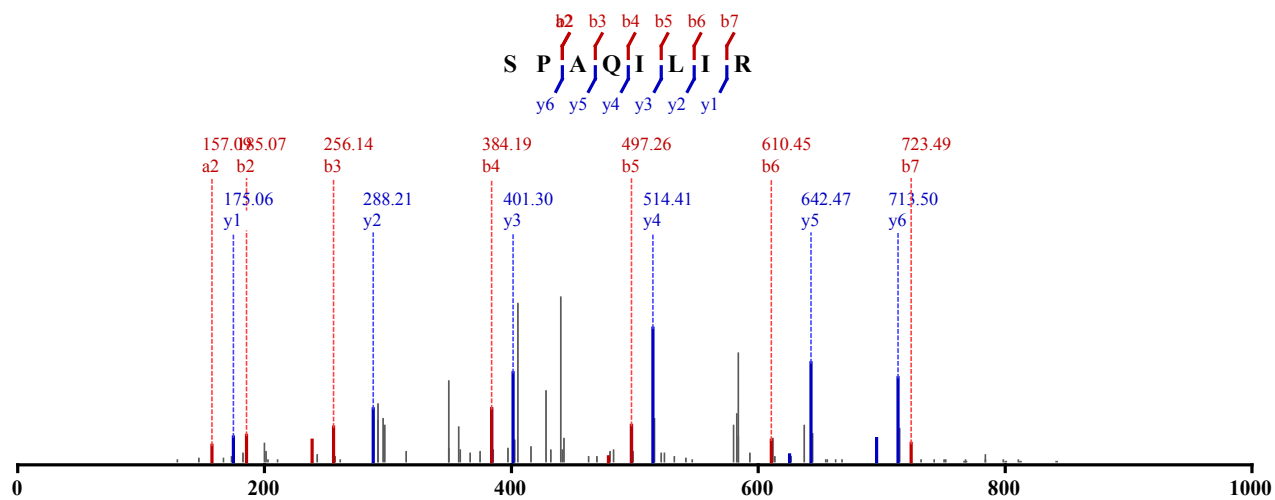


Not Modified

Identified in MSS488 with qvalue 0.00

Charge: 2, Exp. m/z: 449.279, Calc. m/z: 449.280

Data File: HeLa_chy-try_pH11_CID_3xload_2, Scans: 21564 - 21564

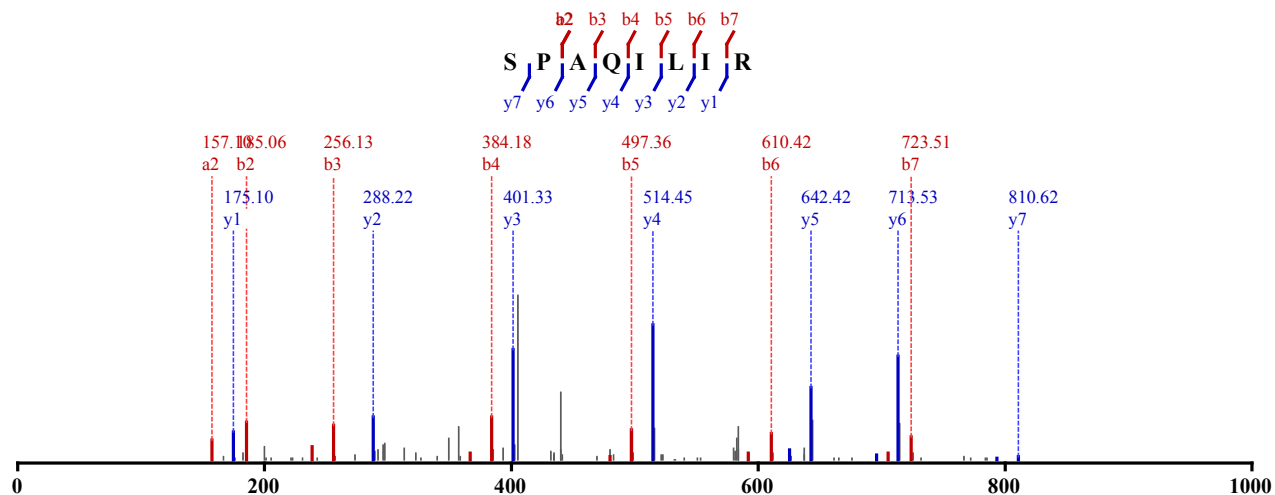


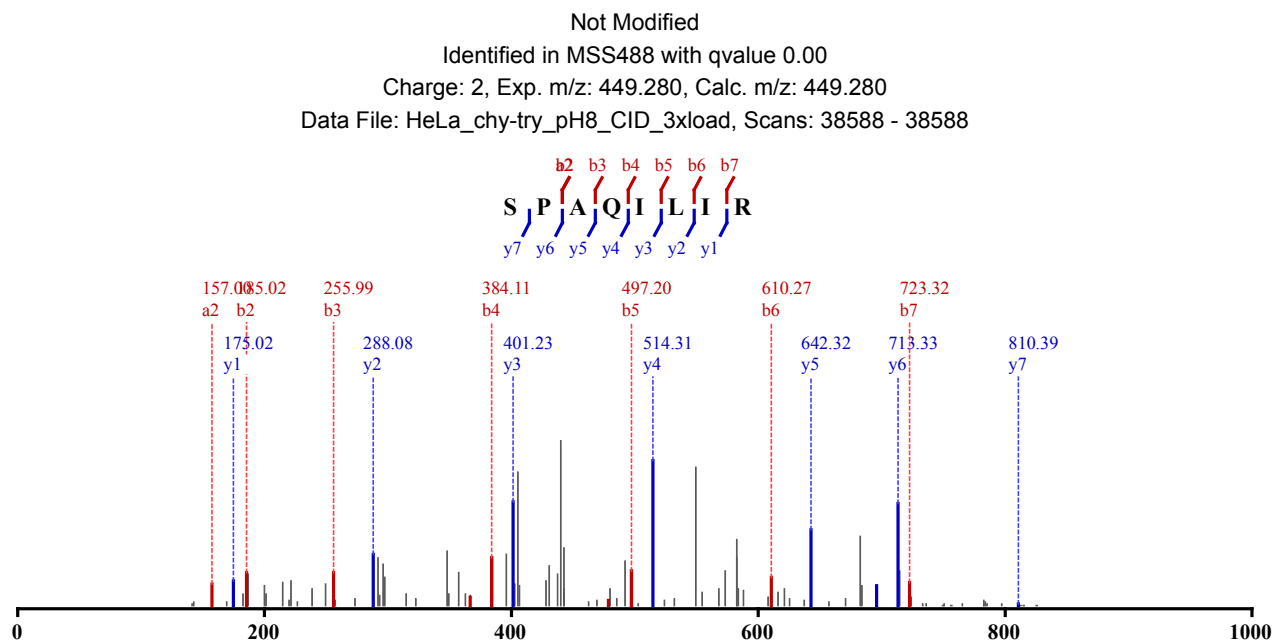
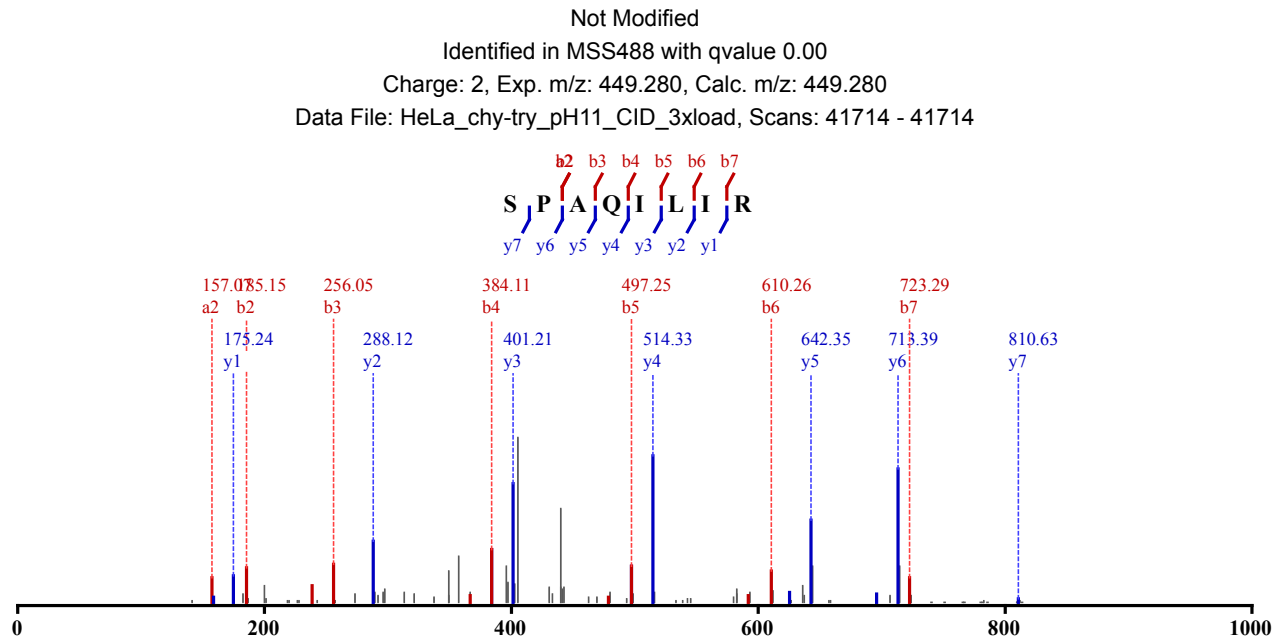
Not Modified

Identified in MSS488 with qvalue 0.00

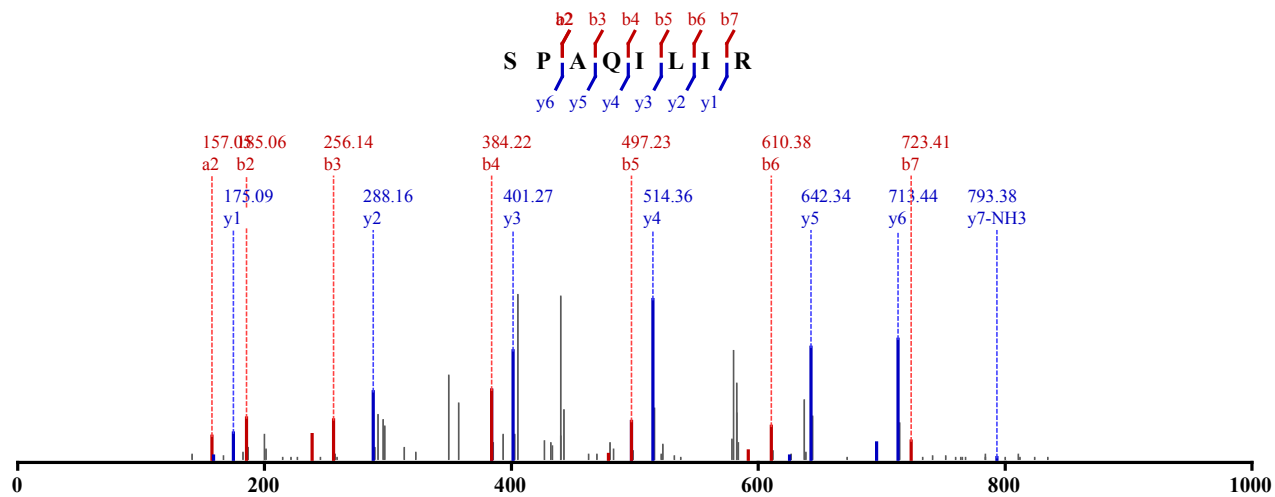
Charge: 2, Exp. m/z: 449.280, Calc. m/z: 449.280

Data File: HeLa_chy-try_pH11_CID_3xload_3, Scans: 38466 - 38466





Not Modified
Identified in MSS488 with qvalue 0.00
Charge: 2, Exp. m/z: 449.279, Calc. m/z: 449.279
Data File: HeLa_chy-try_pH11_CID_3xload_3, Scans: 38384 - 38384

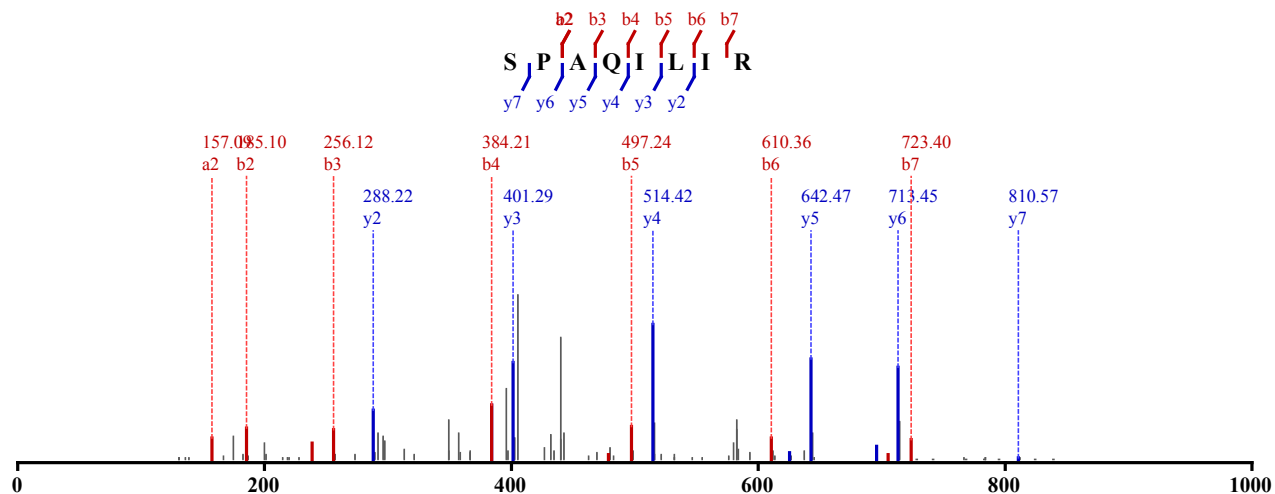


Not Modified

Identified in MSS488 with qvalue 0.00

Charge: 2, Exp. m/z: 449.279, Calc. m/z: 449.279

Data File: HeLa_chy-try_pH11_CID_3xload, Scans: 41608 - 41608

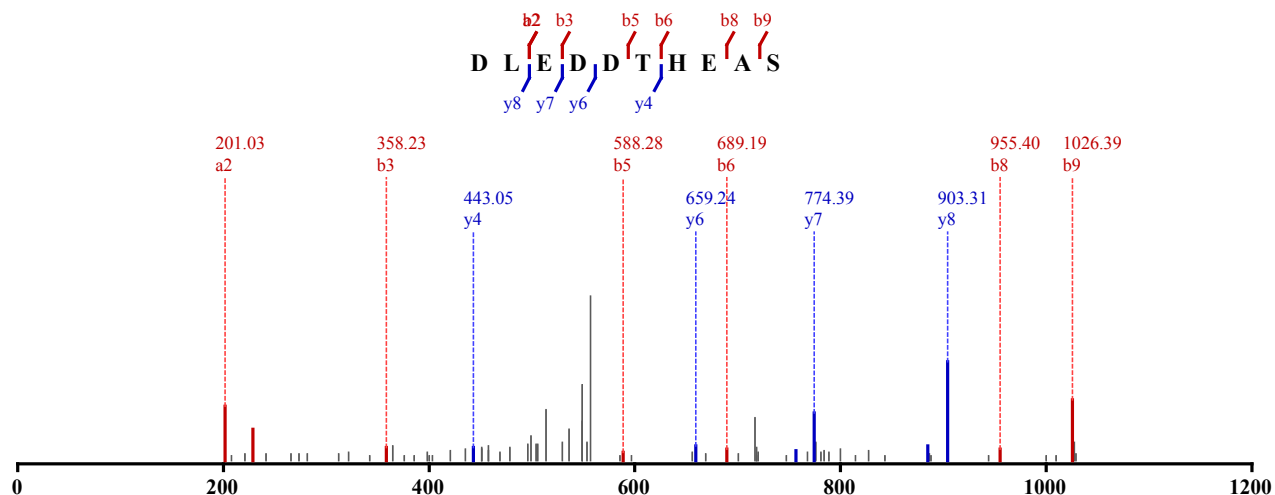


Not Modified

Identified in MSS483 with qvalue 0.00

Charge: 2, Exp. m/z: 566.225, Calc. m/z: 566.227

Data File: HeLa_AspN_pH3_CID_3xload_2, Scans: 7087 - 7087

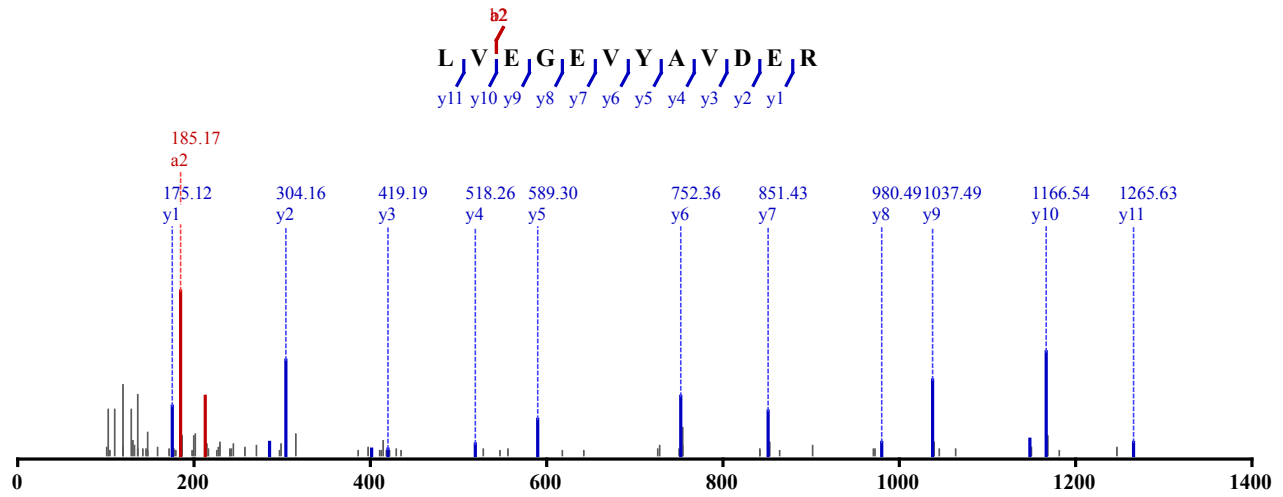


Not Modified

Identified in MSS30 with qvalue 0.00

Charge: 2, Exp. m/z: 689.847, Calc. m/z: 689.847

Data File: 20101224_Velos1_TaGe_SA_HeLa_05, Scans: 10953 - 10953

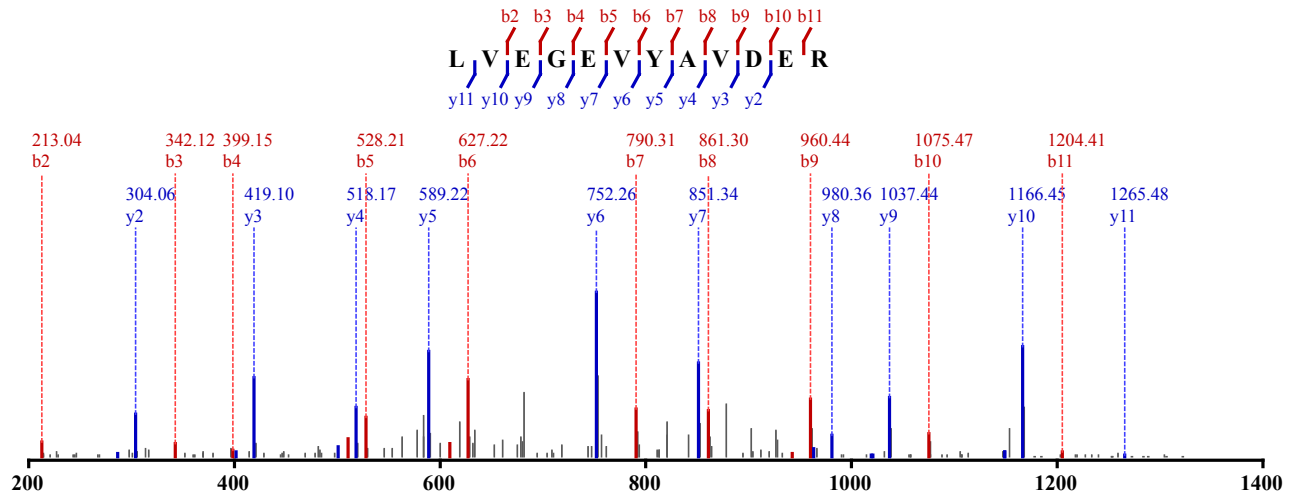


Not Modified

Identified in MSS480 with qvalue 0.00

Charge: 2, Exp. m/z: 689.846, Calc. m/z: 689.847

Data File: HeLa_try_pH3_CID_3xload_3, Scans: 20642 - 20642

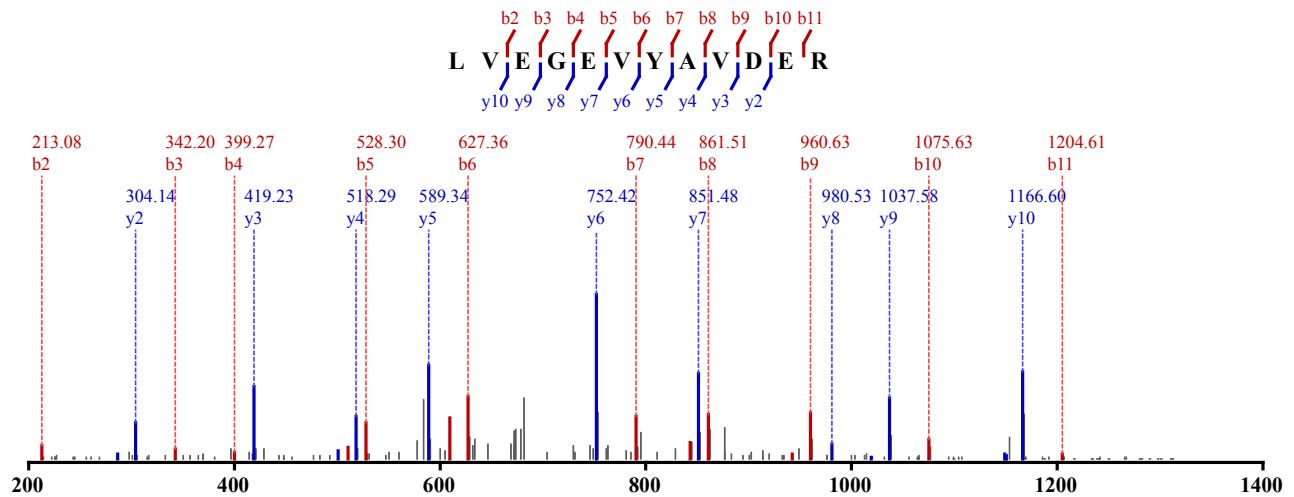


Not Modified

Identified in MSS480 with qvalue 0.00

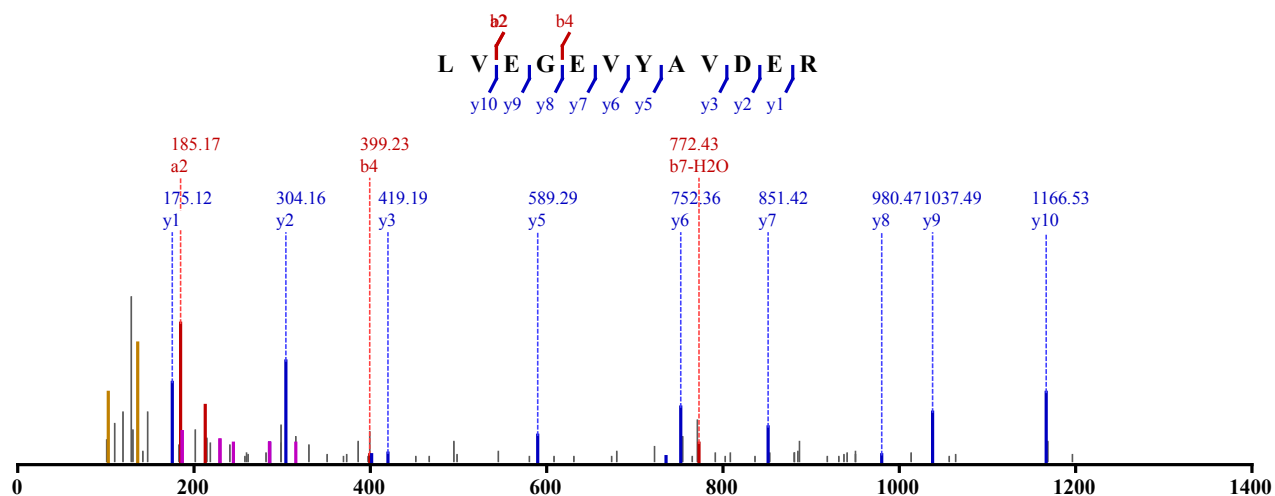
Charge: 2, Exp. m/z: 689.847, Calc. m/z: 689.847

Data File: HeLa_try_pH3_CID_3xload, Scans: 18240 - 18240

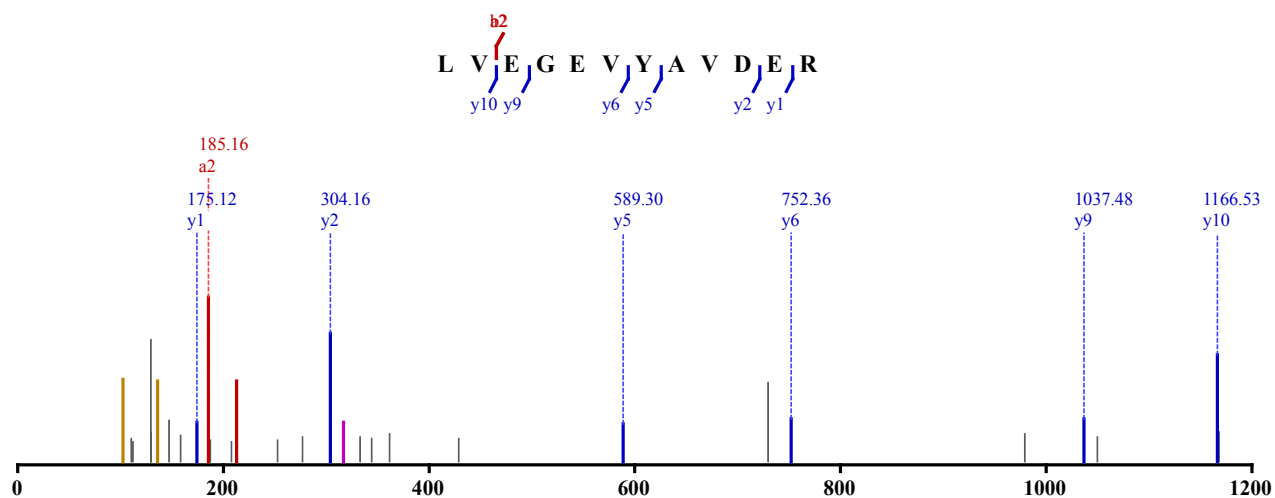


Not Modified

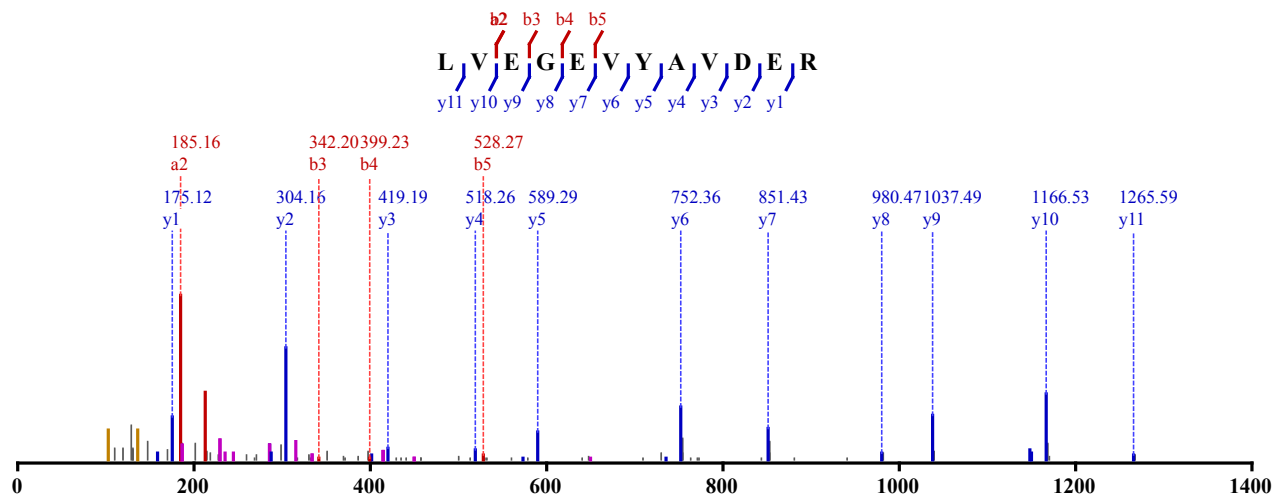
Identified in MSS484 with qvalue 0.00
 Charge: 2, Exp. m/z: 689.848, Calc. m/z: 689.847
 Data File: HeLa_Try_pH3_HCD_3, Scans: 27655 - 27655



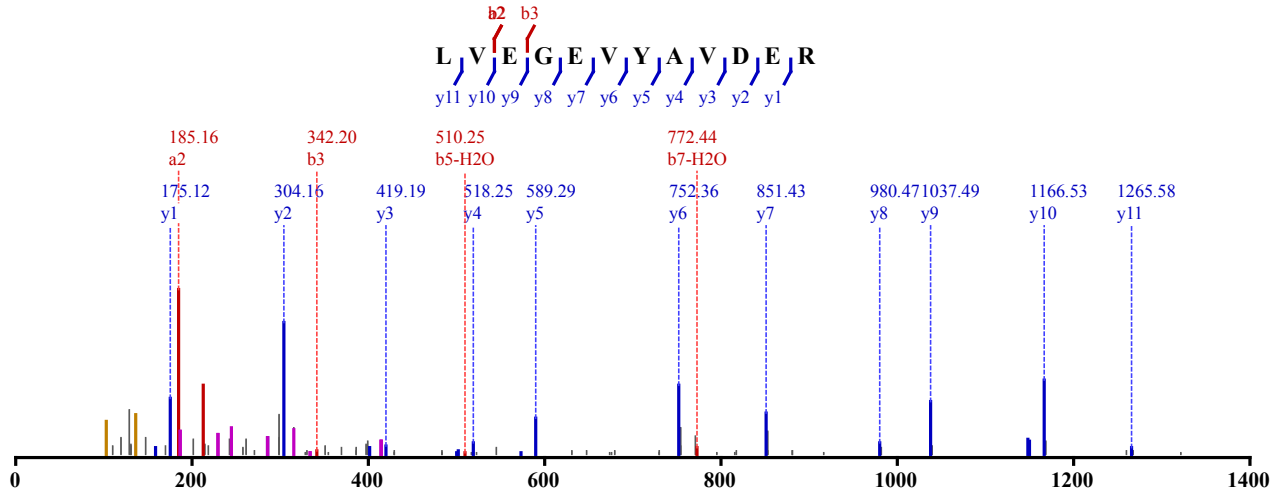
Not Modified
 Identified in MSS484 with qvalue 0.00
 Charge: 2, Exp. m/z: 689.846, Calc. m/z: 689.847
 Data File: HeLa_Try_pH2_HCD_1, Scans: 24530 - 24530



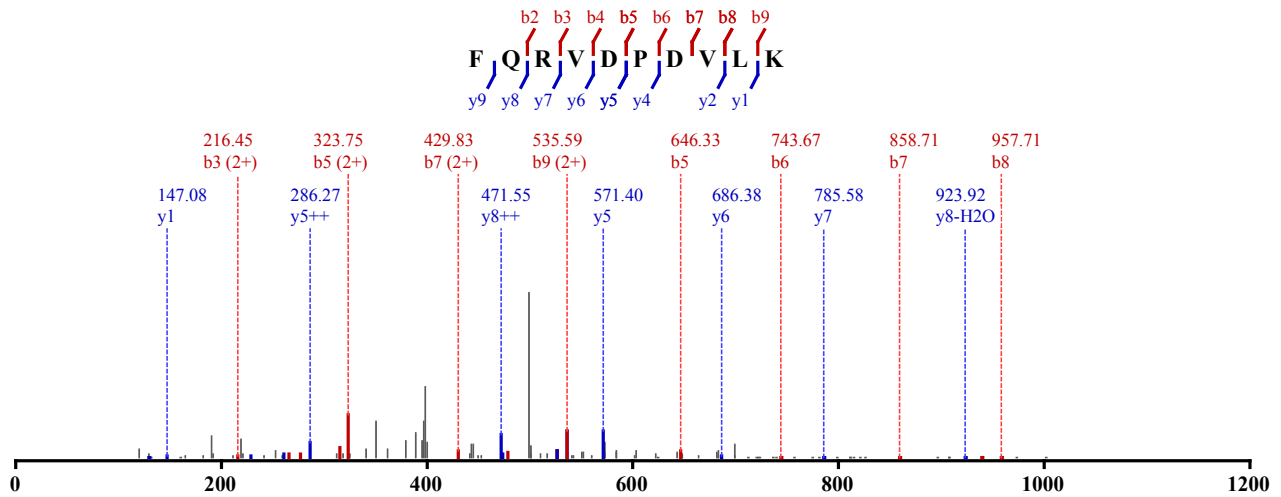
Not Modified
 Identified in MSS484 with qvalue 0.00
 Charge: 2, Exp. m/z: 689.847, Calc. m/z: 689.847
 Data File: HeLa_Try_pH3_HCD_1, Scans: 28035 - 28035



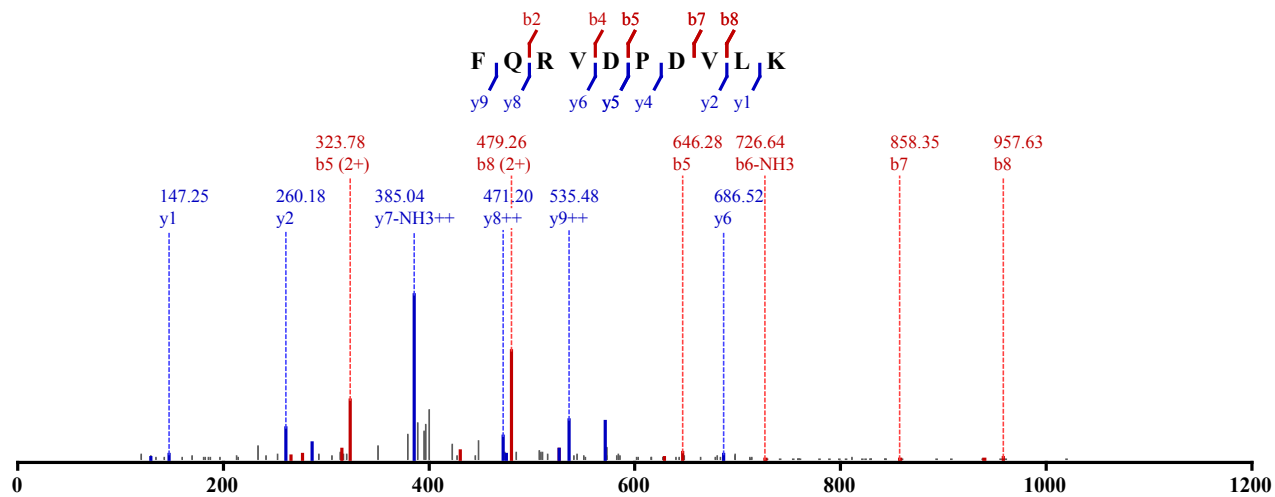
Not Modified
 Identified in MSS484 with qvalue 0.00
 Charge: 2, Exp. m/z: 689.846, Calc. m/z: 689.847
 Data File: HeLa_Try_pH3_HCD_2, Scans: 28087 - 28087



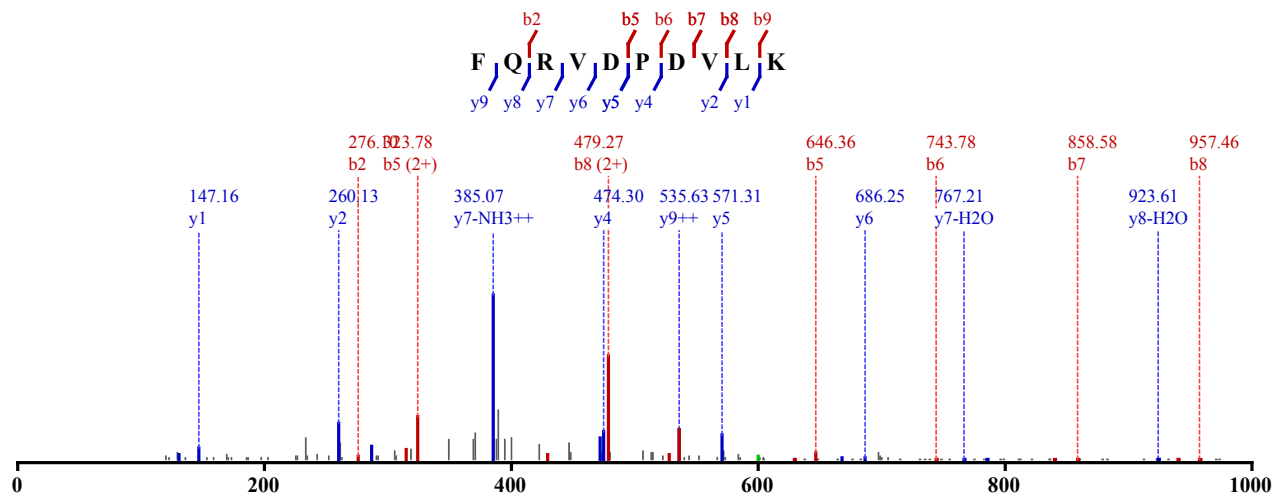
Not Modified
 Identified in MSS481 with qvalue 0.01
 Charge: 3, Exp. m/z: 405.881, Calc. m/z: 406.227
 Data File: HeLa_LysC_pH11_CID_3xload_3, Scans: 34557 - 34557



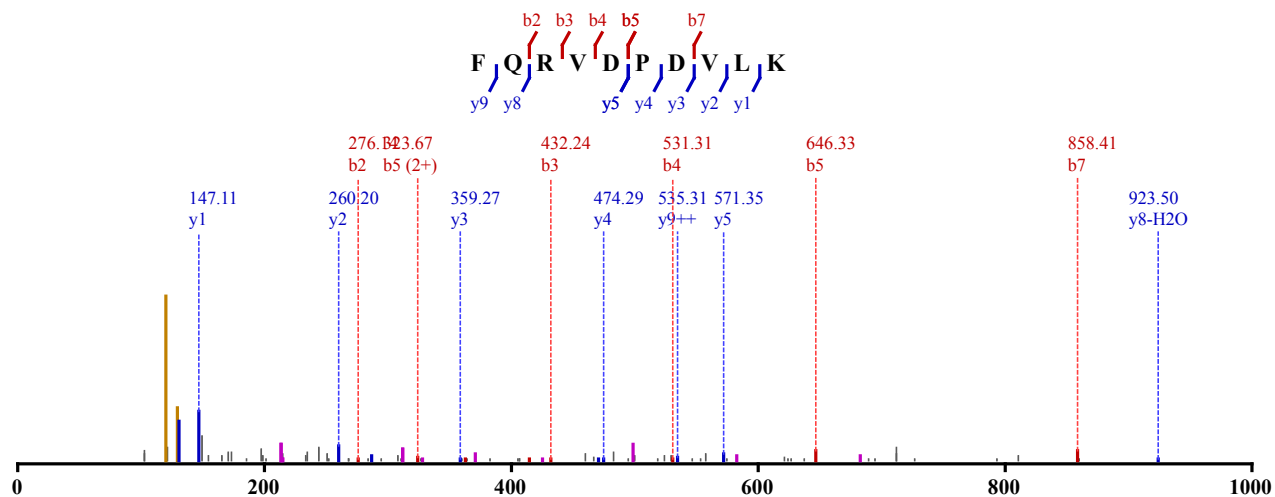
Not Modified
 Identified in MSS481 with qvalue 0.00
 Charge: 3, Exp. m/z: 406.241, Calc. m/z: 406.227
 Data File: HeLa_LysC_pH11_CID_3xload, Scans: 28045 - 28045



Not Modified
 Identified in MSS481 with qvalue 0.00
 Charge: 3, Exp. m/z: 406.241, Calc. m/z: 406.227
 Data File: HeLa_LysC_pH8_CID_3xload, Scans: 24938 - 24938

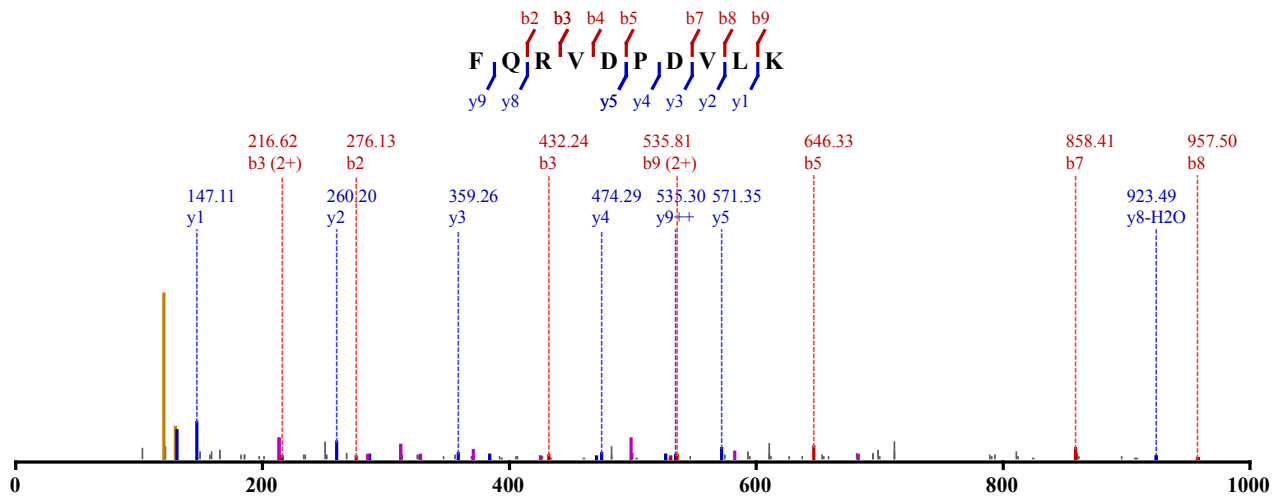


Not Modified
 Identified in MSS485 with qvalue 0.00
 Charge: 3, Exp. m/z: 406.228, Calc. m/z: 406.227
 Data File: HeLa_LysC_pH11_HCD_3, Scans: 31583 - 31583



Not Modified
 Identified in MSS485 with qvalue 0.00
 Charge: 3, Exp. m/z: 406.228, Calc. m/z: 406.227

Data File: HeLa_LysC_pH11_HCD_2, Scans: 32337 - 32337

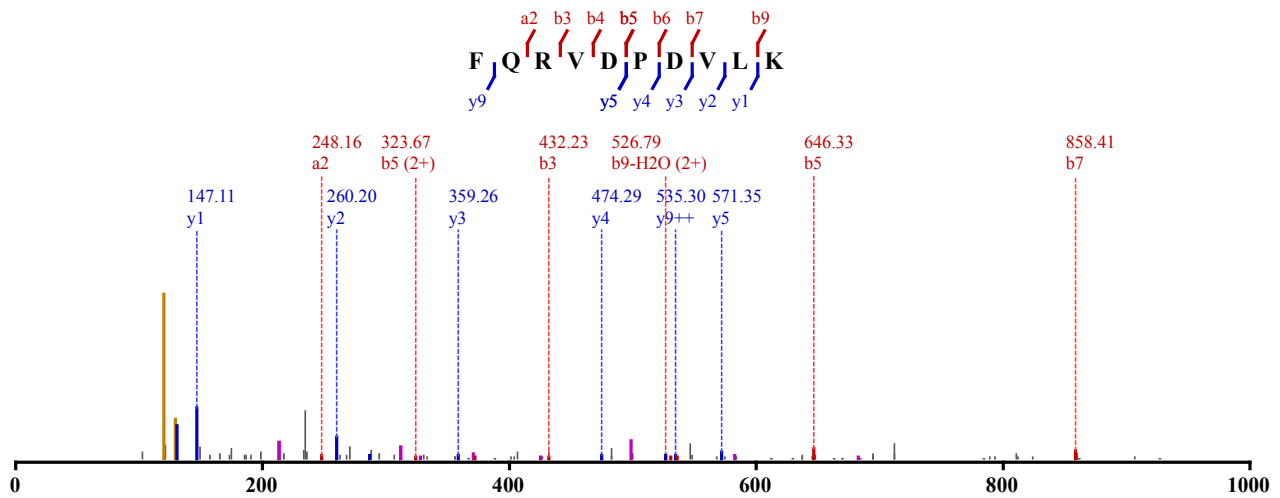


Not Modified

Identified in MSS485 with qvalue 0.00

Charge: 3, Exp. m/z: 406.227, Calc. m/z: 406.227

Data File: HeLa_LysC_pH8_HCD_2, Scans: 29010 - 29010

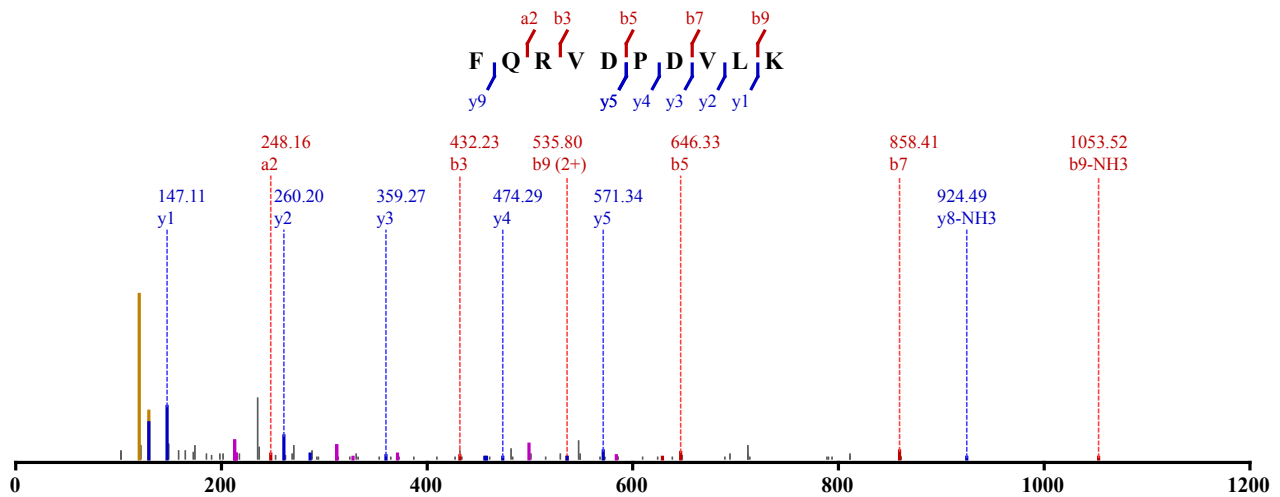


Not Modified

Identified in MSS485 with qvalue 0.00

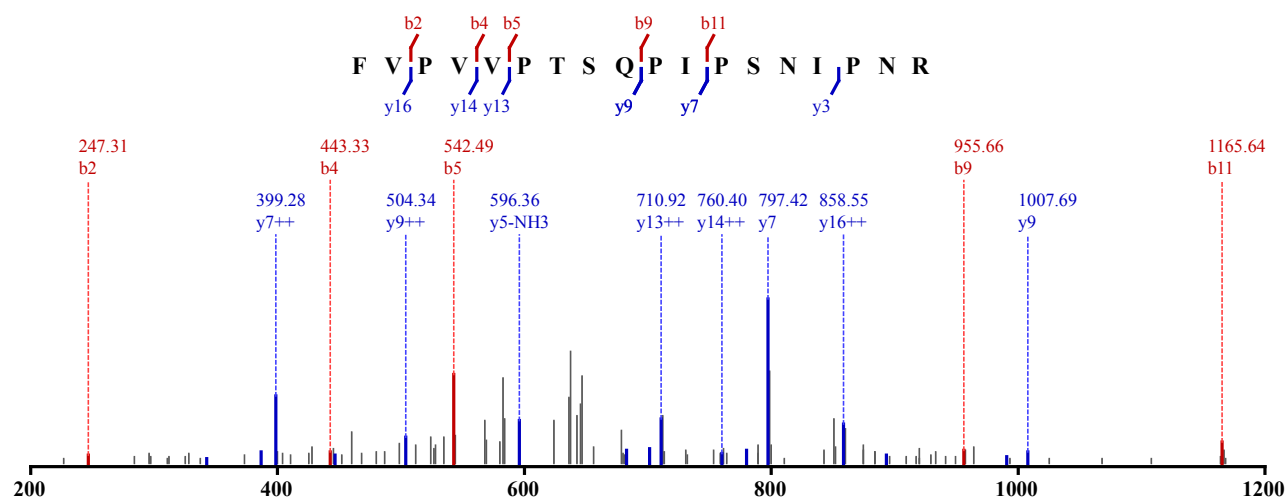
Charge: 3, Exp. m/z: 406.227, Calc. m/z: 406.227

Data File: HeLa_LysC_pH8_HCD_3, Scans: 28835 - 28835

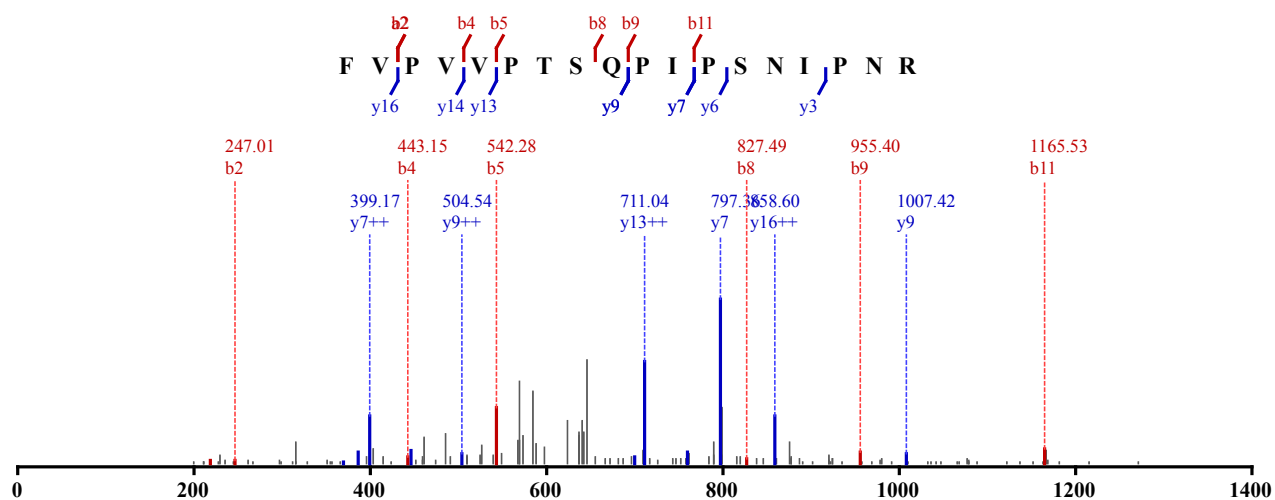


Not Modified

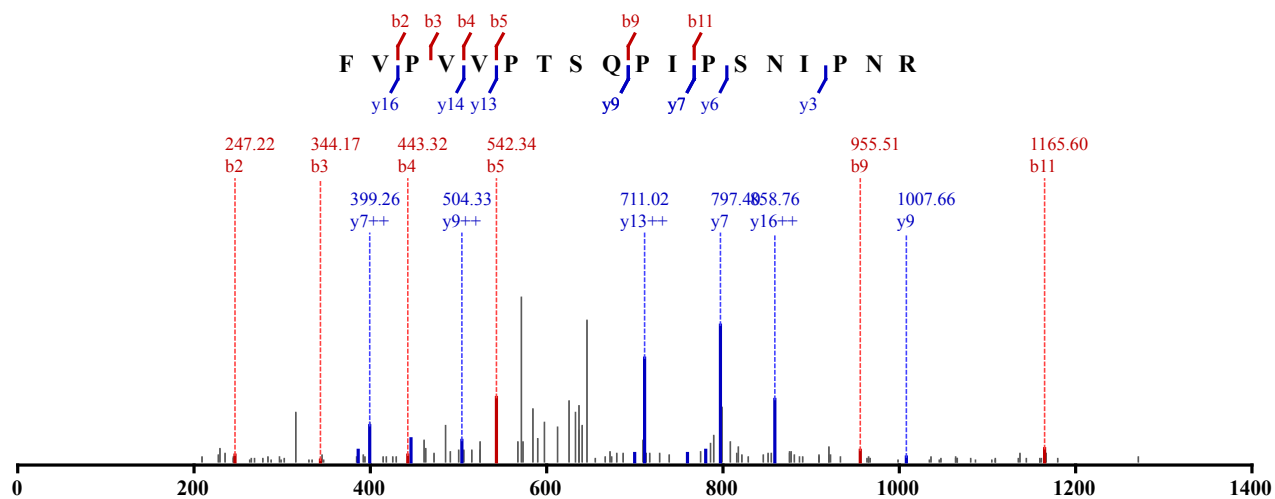
Identified in MSS480 with qvalue 0.00
 Charge: 3, Exp. m/z: 654.698, Calc. m/z: 654.697
 Data File: HeLa_try_pH5_CID_3xload_3, Scans: 39465 - 39465



Not Modified
 Identified in MSS480 with qvalue 0.00
 Charge: 3, Exp. m/z: 654.698, Calc. m/z: 654.697
 Data File: HeLa_try_pH6_CID_3xload_2, Scans: 44316 - 44316



Not Modified
 Identified in MSS480 with qvalue 0.00
 Charge: 3, Exp. m/z: 654.699, Calc. m/z: 654.697
 Data File: HeLa_try_pH6_CID_3xload_2, Scans: 44382 - 44382

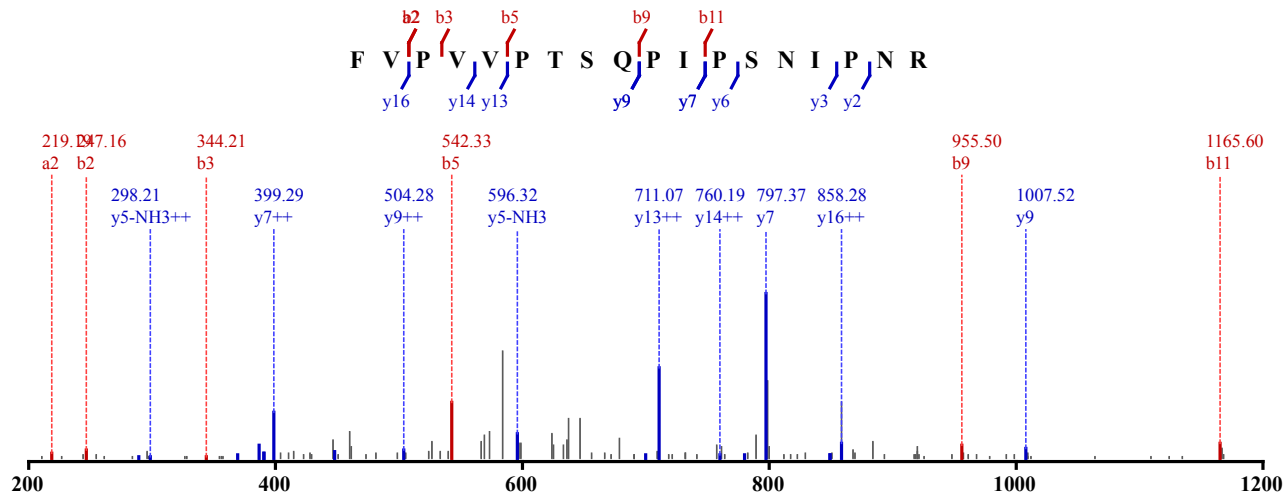


Not Modified

Identified in MSS480 with qvalue 0.00

Charge: 3, Exp. m/z: 654.698, Calc. m/z: 654.697

Data File: HeLa_try_pH6_CID_3xload_3, Scans: 46087 - 46087

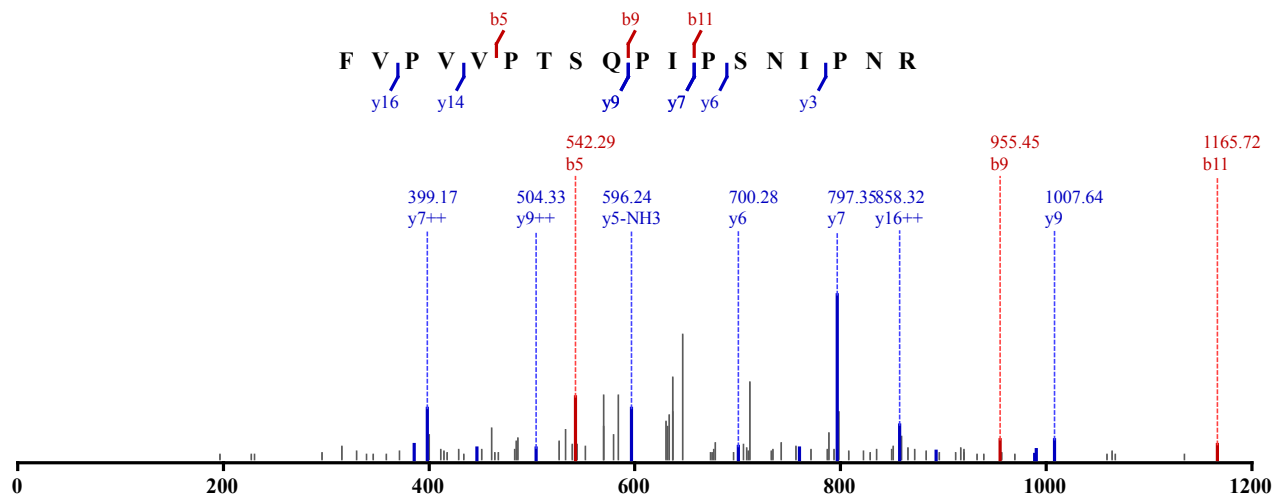


Not Modified

Identified in MSS480 with qvalue 0.00

Charge: 3, Exp. m/z: 654.699, Calc. m/z: 654.697

Data File: HeLa_try_pH6_CID_3xload_3, Scans: 46162 - 46162

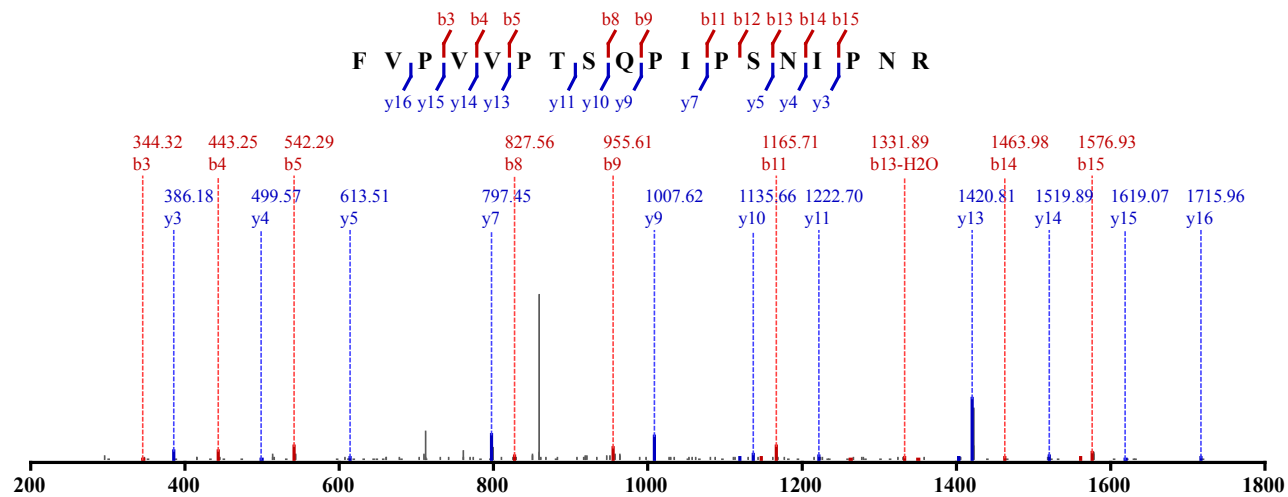


Not Modified

Identified in MSS480 with qvalue 0.00

Charge: 2, Exp. m/z: 981.545, Calc. m/z: 981.542

Data File: HeLa_try_pH6_CID_3xload, Scans: 42425 - 42425

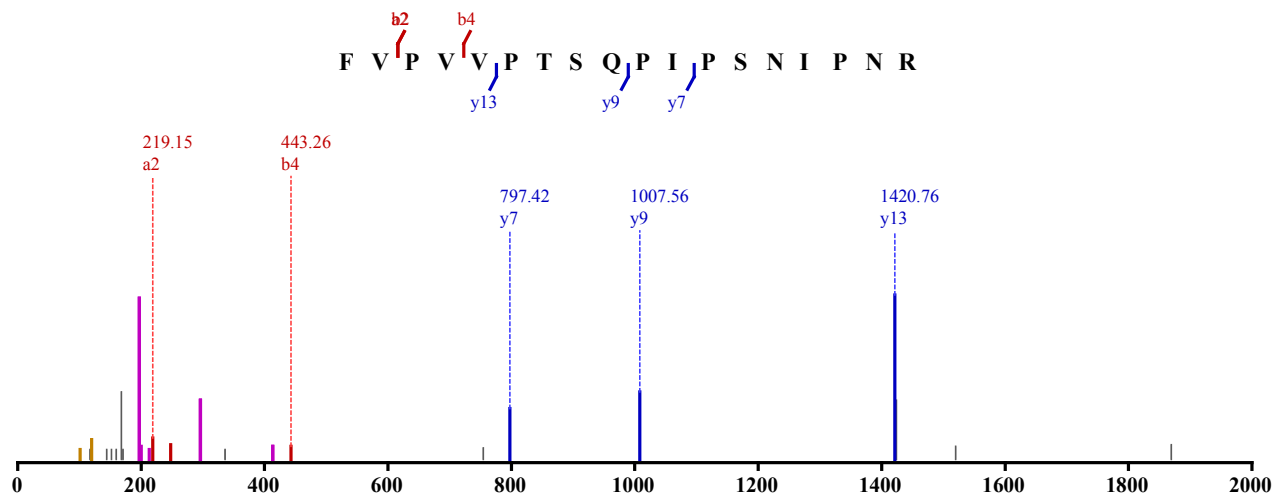


Not Modified

Identified in MSS484 with qvalue 0.00

Charge: 2, Exp. m/z: 981.545, Calc. m/z: 981.542

Data File: HeLa_Try_pH6_HCD_1, Scans: 52208 - 52208

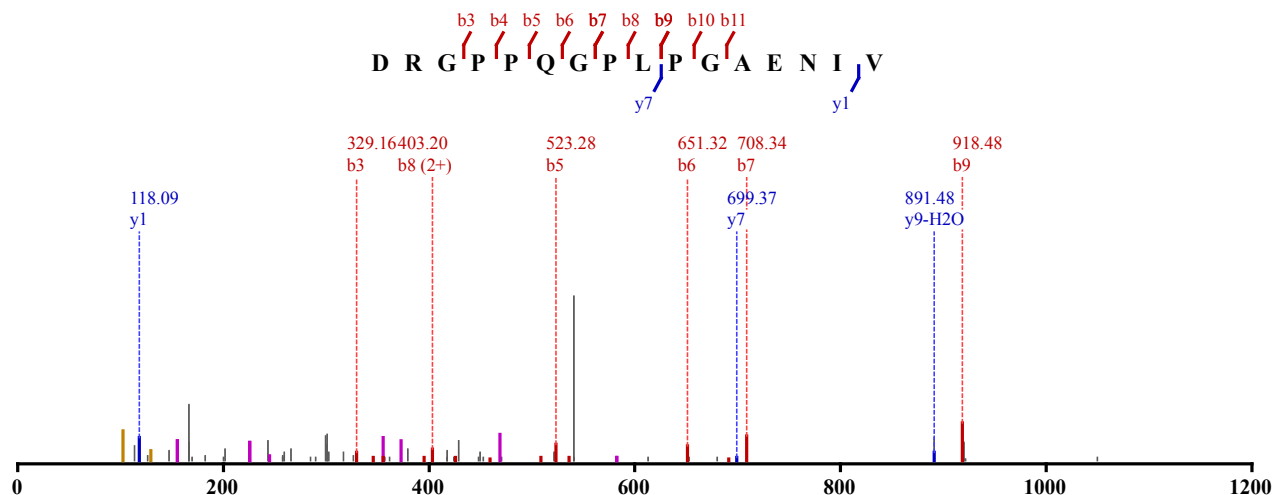


Not Modified

Identified in MSS479 with qvalue 0.00

Charge: 3, Exp. m/z: 539.617, Calc. m/z: 539.617

Data File: HeLa_AspN_pH11_HCD_1, Scans: 41862 - 41862

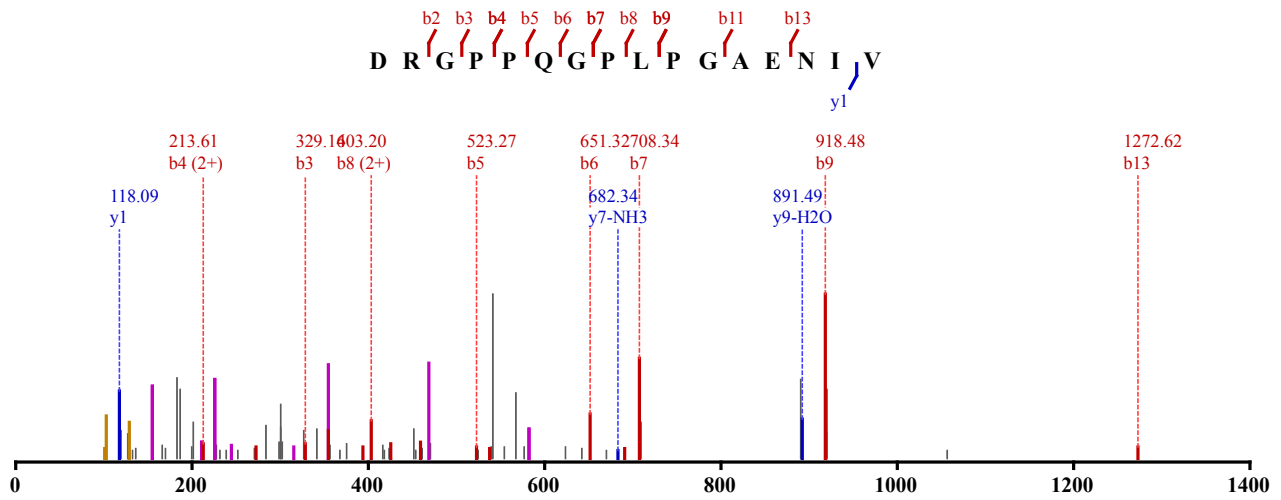


Not Modified

Identified in MSS479 with qvalue 0.00

Charge: 3, Exp. m/z: 539.619, Calc. m/z: 539.617

Data File: HeLa_AspN_pH11_HCD_3, Scans: 40078 - 40078

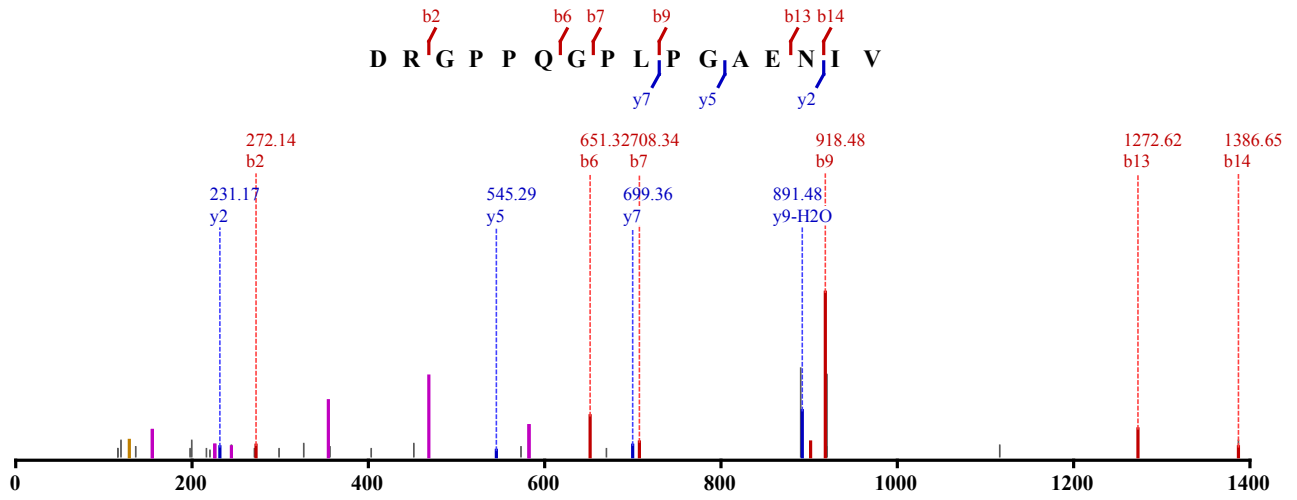


Not Modified

Identified in MSS479 with qvalue 0.00

Charge: 2, Exp. m/z: 808.924, Calc. m/z: 808.922

Data File: HeLa_AspN_pH11_HCD_2, Scans: 40891 - 40891

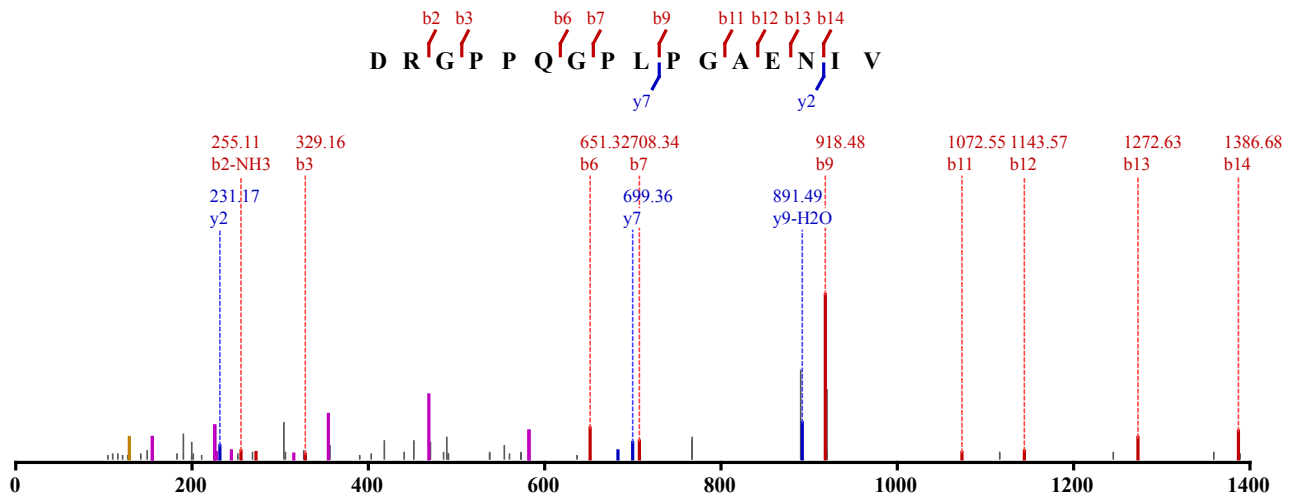


Not Modified

Identified in MSS479 with qvalue 0.00

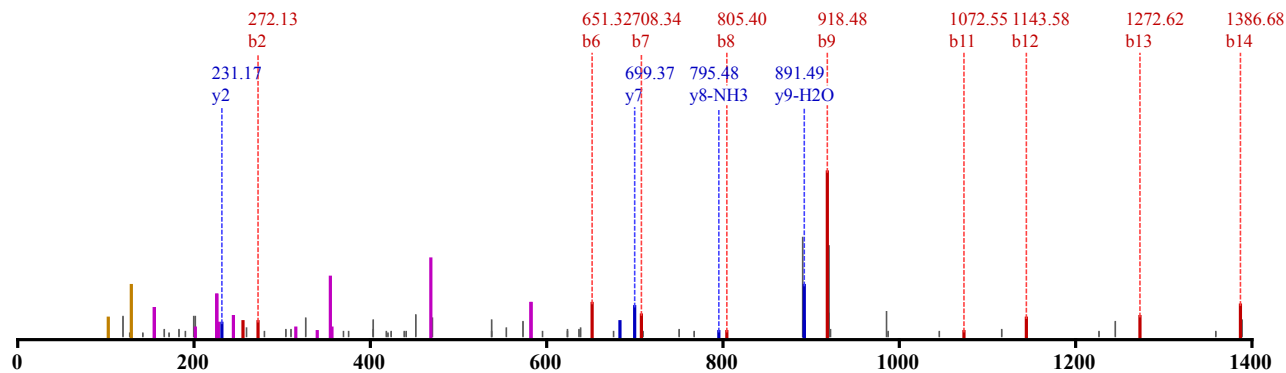
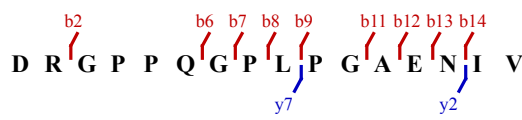
Charge: 2, Exp. m/z: 808.922, Calc. m/z: 808.922

Data File: HeLa_AspN_pH11_HCD_1, Scans: 41923 - 41923



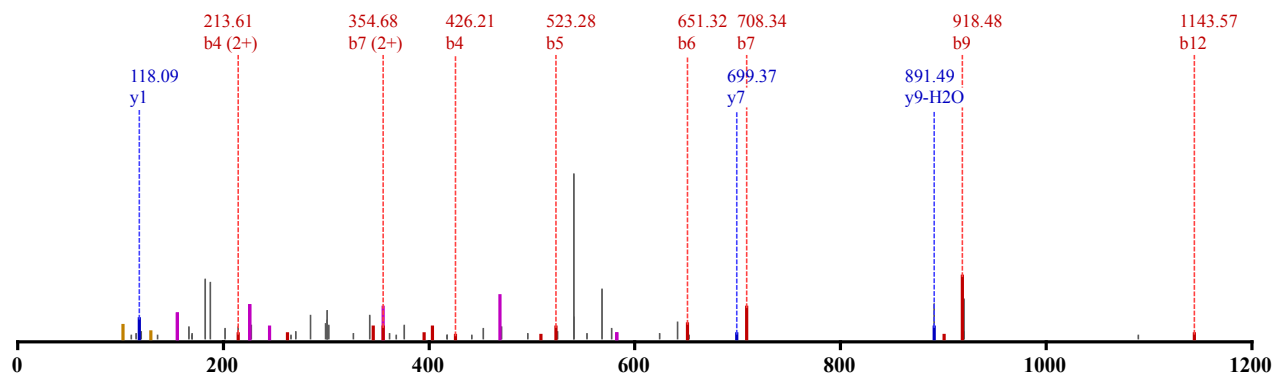
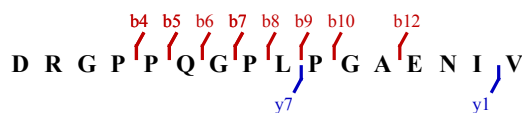
Not Modified

Identified in MSS479 with qvalue 0.00
 Charge: 2, Exp. m/z: 808.921, Calc. m/z: 808.922
 Data File: HeLa_AspN_pH11_HCD_2, Scans: 40815 - 40815



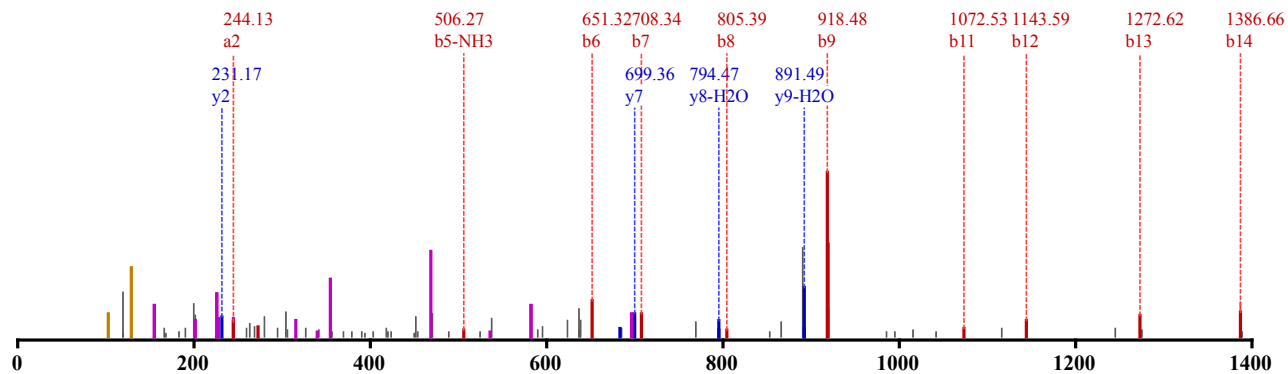
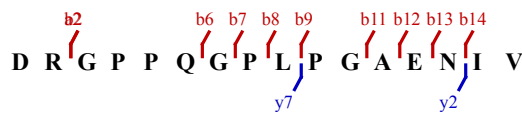
Not Modified

Identified in MSS479 with qvalue 0.00
 Charge: 3, Exp. m/z: 539.618, Calc. m/z: 539.617
 Data File: HeLa_AspN_pH11_HCD_2, Scans: 40833 - 40833

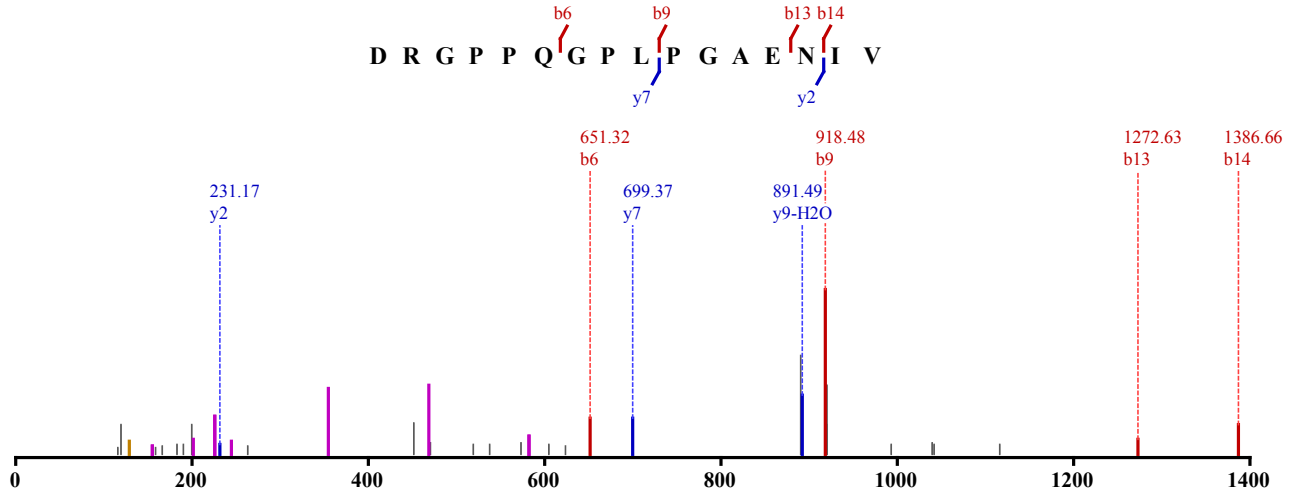


Not Modified

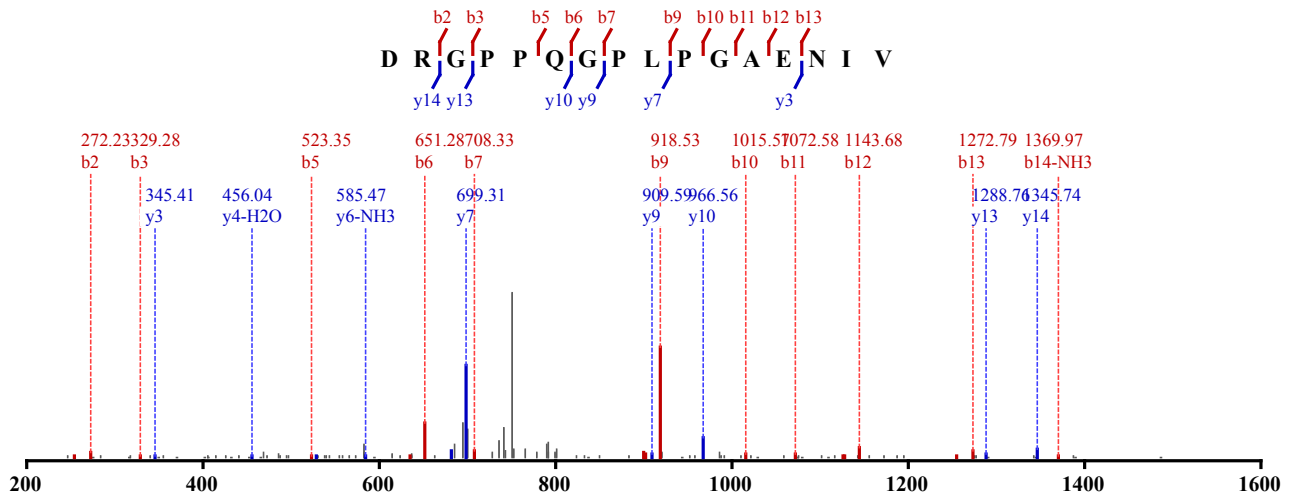
Identified in MSS479 with qvalue 0.00
 Charge: 2, Exp. m/z: 808.924, Calc. m/z: 808.922
 Data File: HeLa_AspN_pH11_HCD_3, Scans: 40074 - 40074



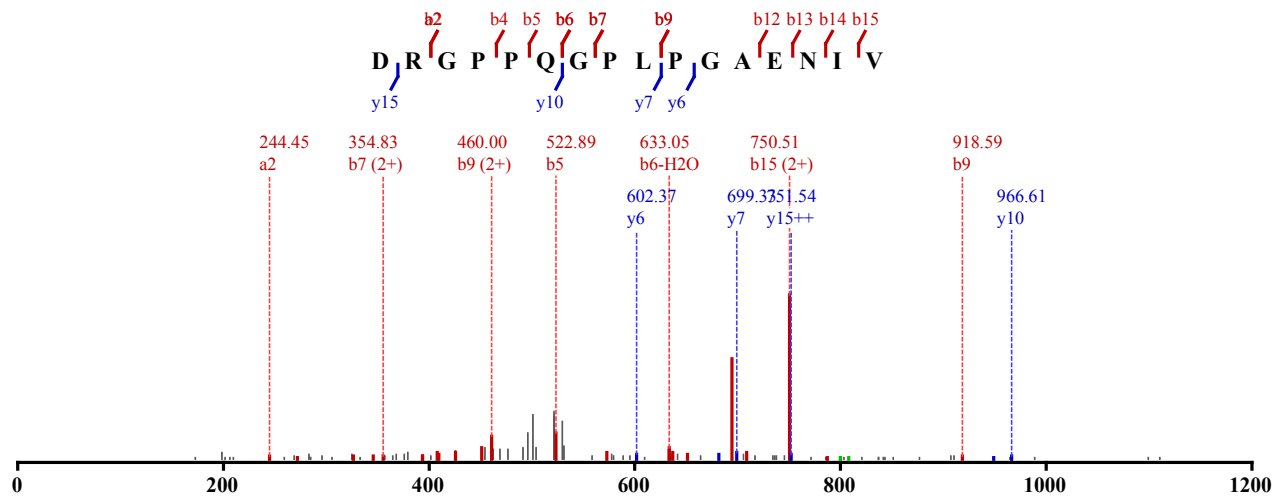
Not Modified
 Identified in MSS479 with qvalue 0.00
 Charge: 2, Exp. m/z: 808.923, Calc. m/z: 808.922
 Data File: HeLa_AspN_pH11_HCD_3, Scans: 40154 - 40154



Not Modified
 Identified in MSS483 with qvalue 0.00
 Charge: 2, Exp. m/z: 808.923, Calc. m/z: 808.922
 Data File: HeLa_AspN_pH11_CID_3xload_2, Scans: 32822 - 32822



Not Modified
 Identified in MSS483 with qvalue 0.00
 Charge: 3, Exp. m/z: 539.618, Calc. m/z: 539.617
 Data File: HeLa_AspN_pH11_CID_3xload_2, Scans: 32845 - 32845

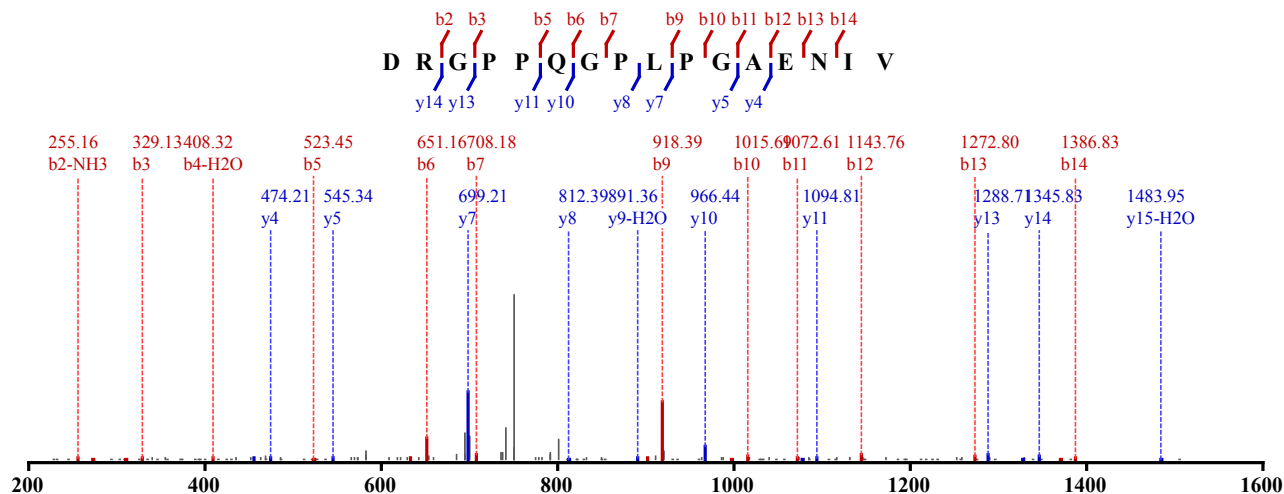


Not Modified

Identified in MSS483 with qvalue 0.00

Charge: 2, Exp. m/z: 808.924, Calc. m/z: 808.922

Data File: HeLa_AspN_pH11_CID_3xload_2, Scans: 32882 - 32882

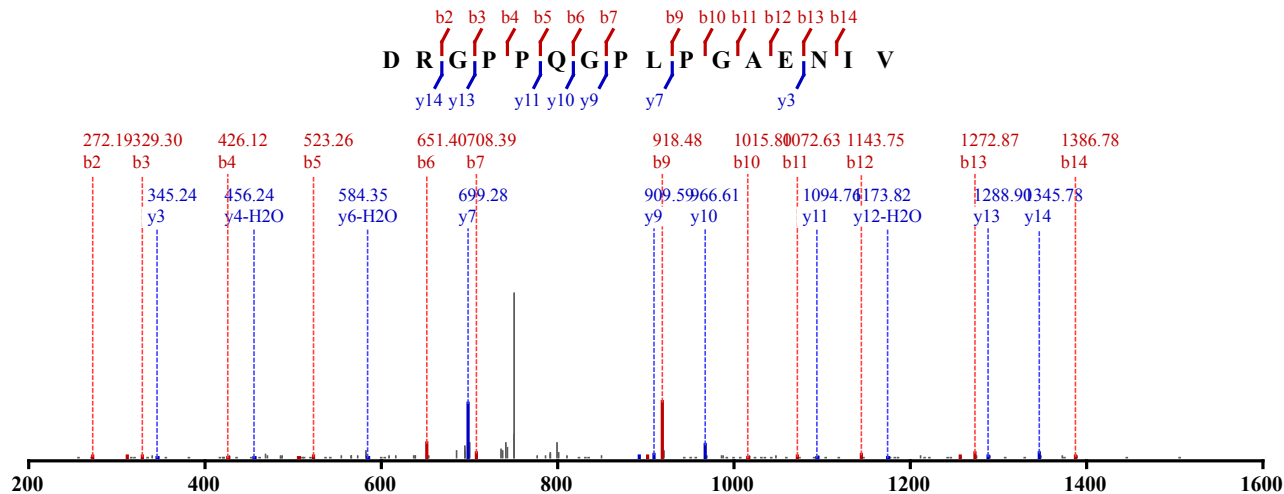


Not Modified

Identified in MSS483 with qvalue 0.00

Charge: 2, Exp. m/z: 808.924, Calc. m/z: 808.922

Data File: HeLa_AspN_pH11_CID_3xload, Scans: 32896 - 32896

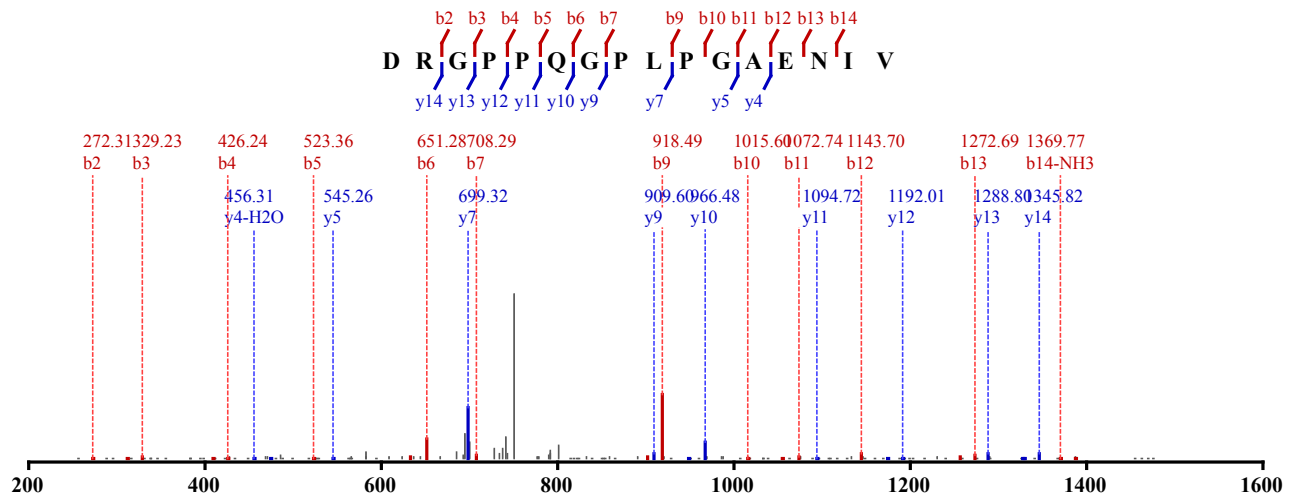


Not Modified

Identified in MSS483 with qvalue 0.00

Charge: 2, Exp. m/z: 808.924, Calc. m/z: 808.922

Data File: HeLa_AspN_pH11_CID_3xload, Scans: 32960 - 32960

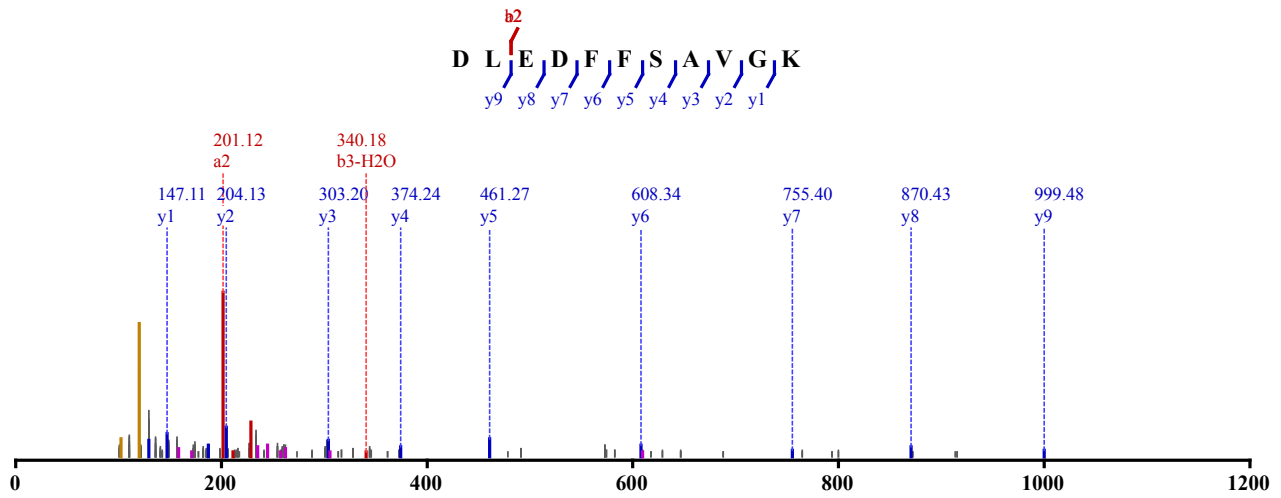


Not Modified

Identified in MSS134 with qvalue 0.00

Charge: 2, Exp. m/z: 614.302, Calc. m/z: 614.297

Data File: HeLa_GluC-try_HCD_2, Scans: 47384 - 47384

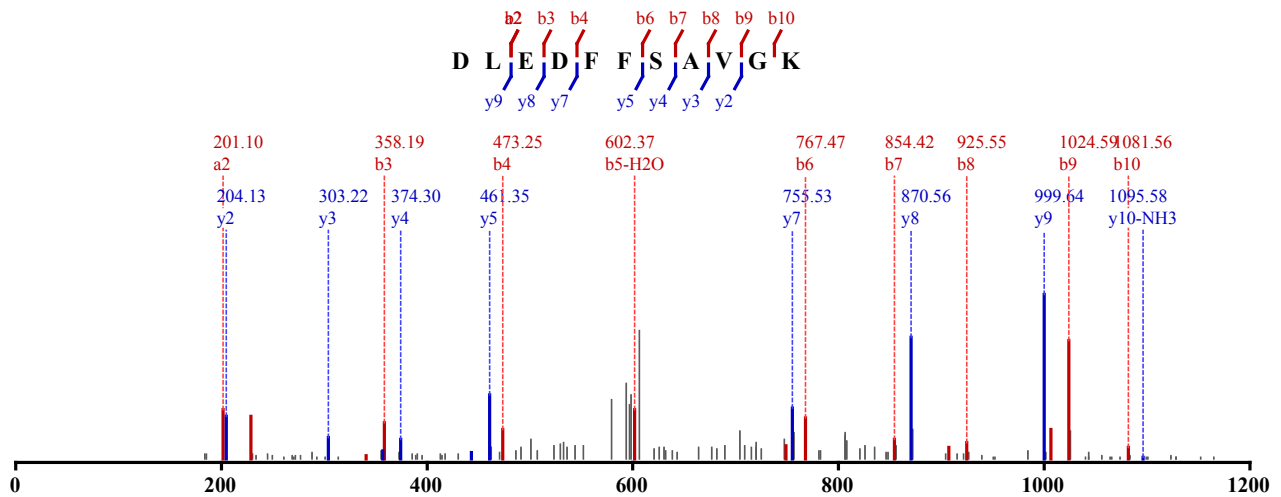


Not Modified

Identified in MSS480 with qvalue 0.00

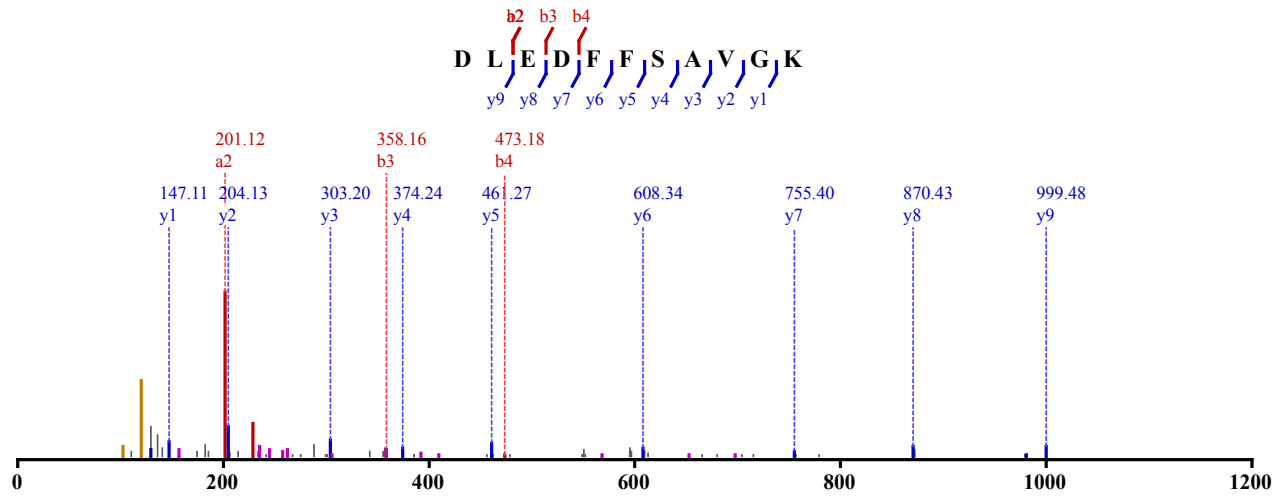
Charge: 2, Exp. m/z: 614.299, Calc. m/z: 614.297

Data File: HeLa_try_pH2_CID_3xload, Scans: 34905 - 34905

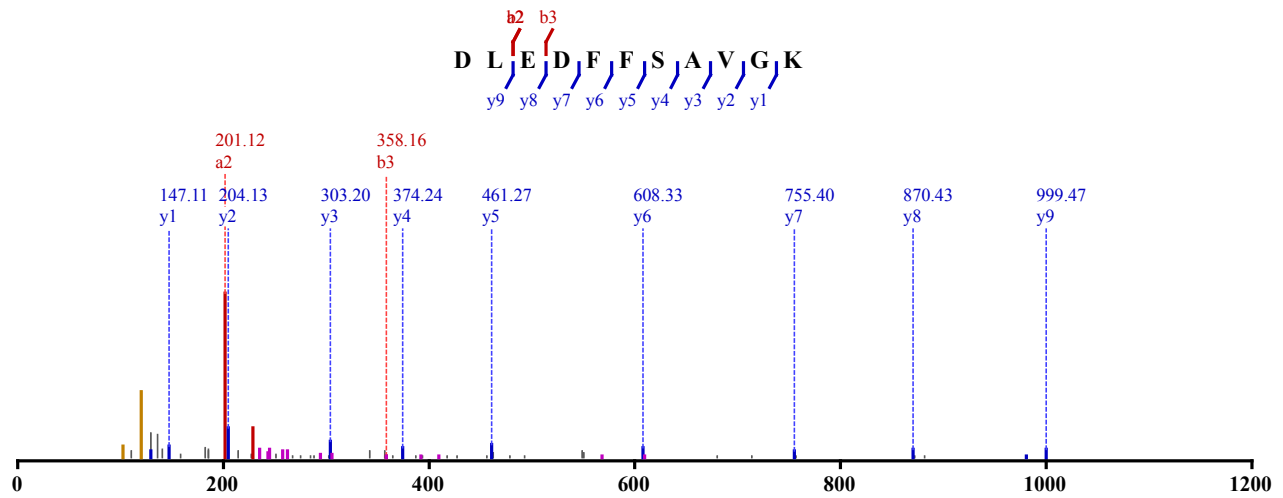


Not Modified

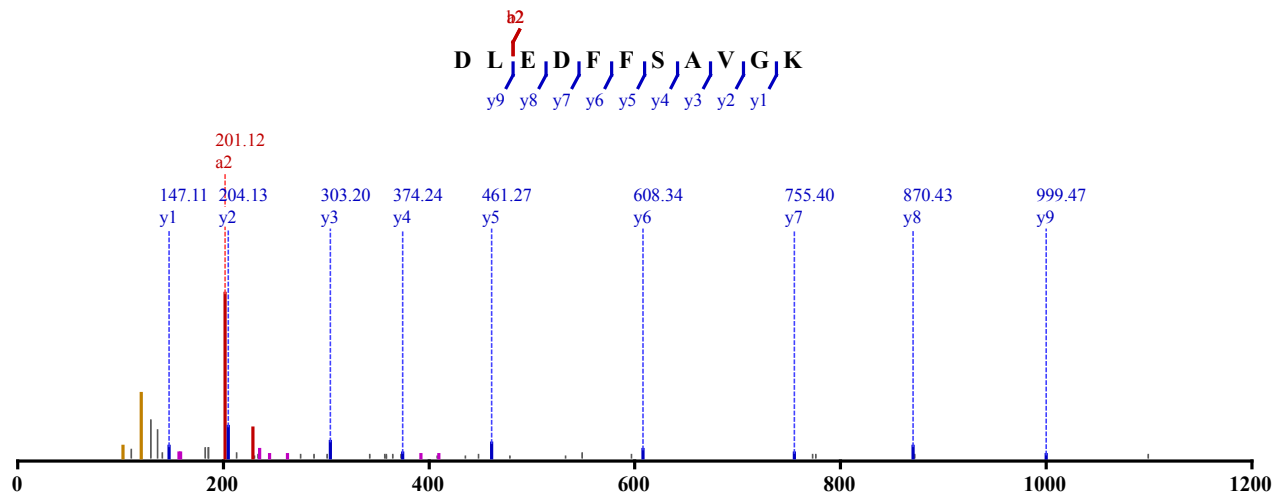
Identified in MSS484 with qvalue 0.00
 Charge: 2, Exp. m/z: 614.297, Calc. m/z: 614.297
 Data File: HeLa_Try_pH2_HCD_1, Scans: 49517 - 49517



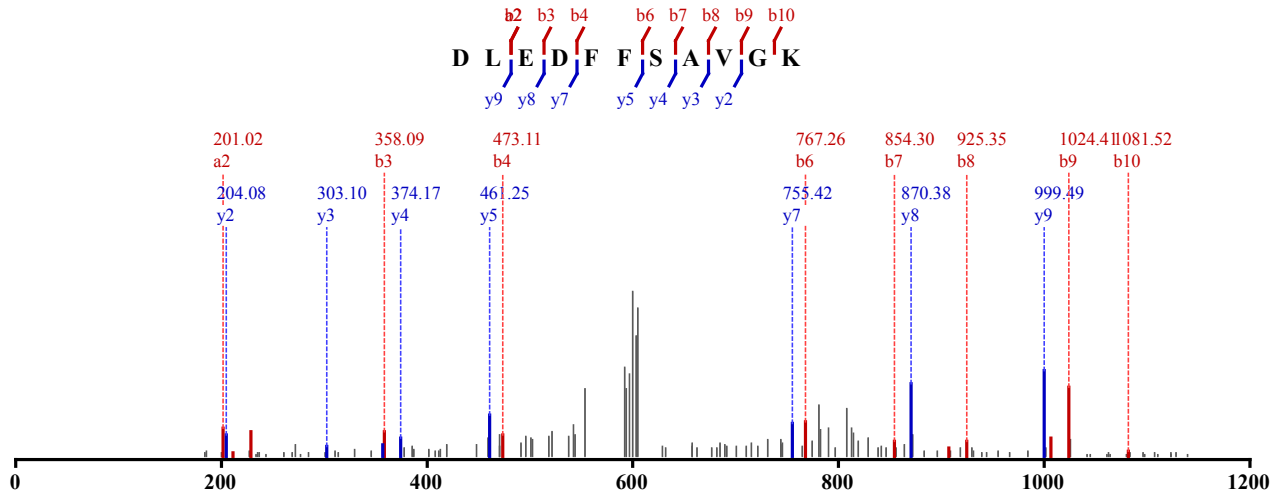
Not Modified
 Identified in MSS484 with qvalue 0.00
 Charge: 2, Exp. m/z: 614.296, Calc. m/z: 614.297
 Data File: HeLa_Try_pH2_HCD_2, Scans: 48944 - 48944



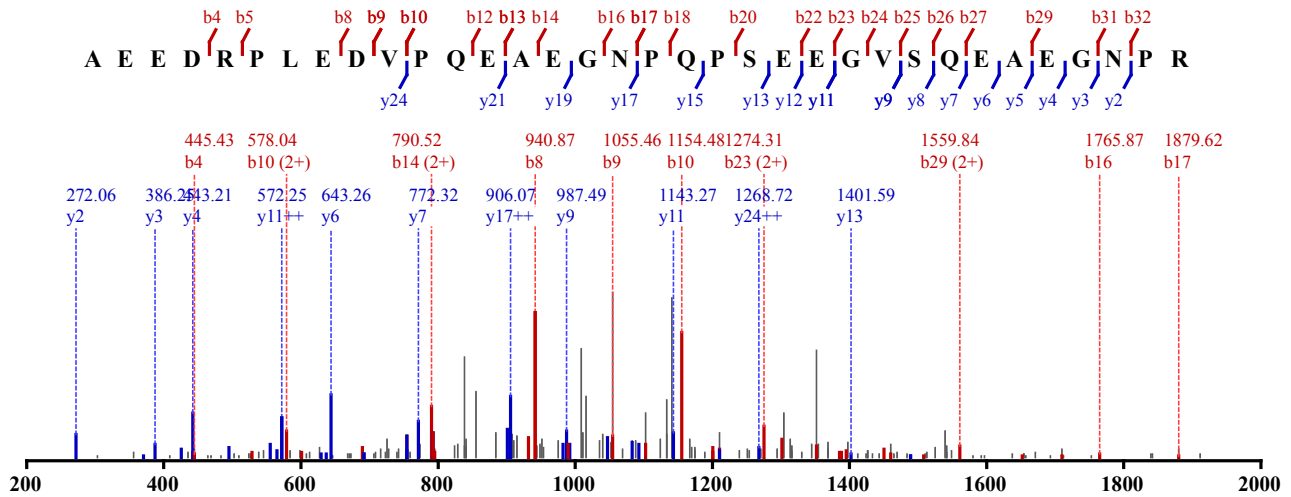
Not Modified
 Identified in MSS484 with qvalue 0.00
 Charge: 2, Exp. m/z: 614.299, Calc. m/z: 614.297
 Data File: HeLa_Try_pH2_HCD_3, Scans: 46435 - 46435



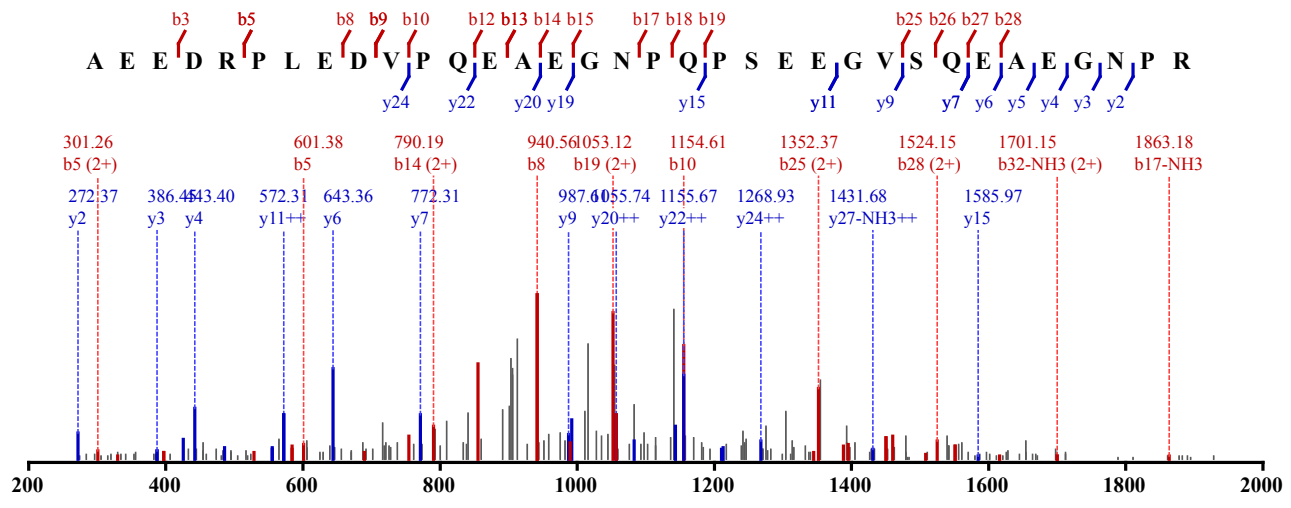
Not Modified
 Identified in MSS488 with qvalue 0.00
 Charge: 2, Exp. m/z: 614.300, Calc. m/z: 614.297
 Data File: HeLa_chy-try_pH2_CID_3xload, Scans: 42803 - 42803



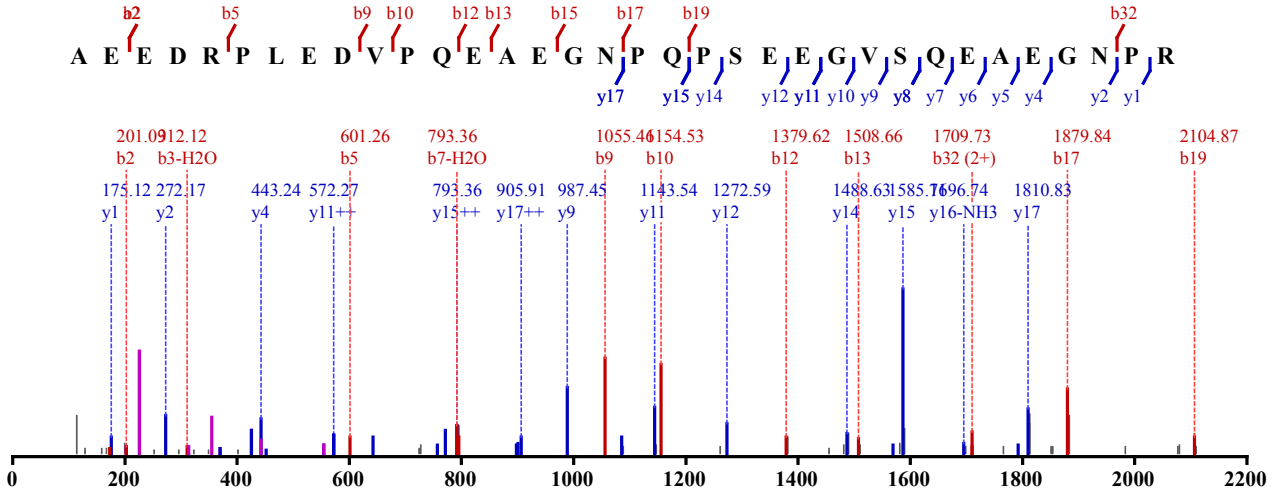
Not Modified
 Identified in MSS480 with qvalue 0.00
 Charge: 4, Exp. m/z: 923.166, Calc. m/z: 923.167
 Data File: HeLa_try_pH3_CID_3xload_3, Scans: 24192 - 24192



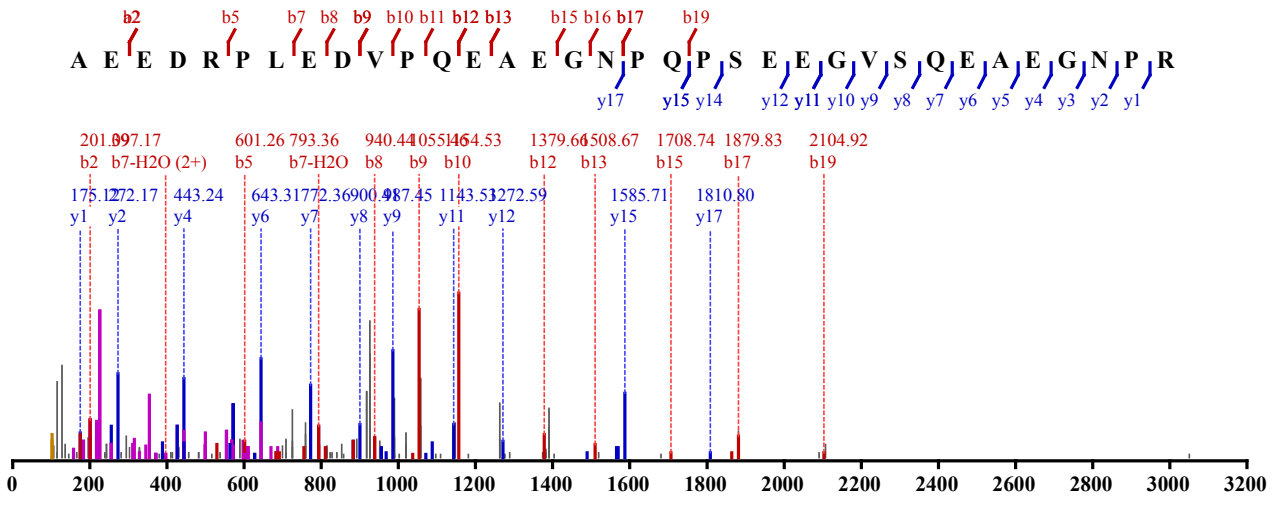
Not Modified
 Identified in MSS480 with qvalue 0.00
 Charge: 4, Exp. m/z: 922.916, Calc. m/z: 923.167
 Data File: HeLa_try_pH3_CID_3xload, Scans: 21477 - 21477



Not Modified
 Identified in MSS484 with qvalue 0.00
 Charge: 3, Exp. m/z: 1230.560, Calc. m/z: 1230.554
 Data File: HeLa_Try_pH3_HCD_1, Scans: 31853 - 31853

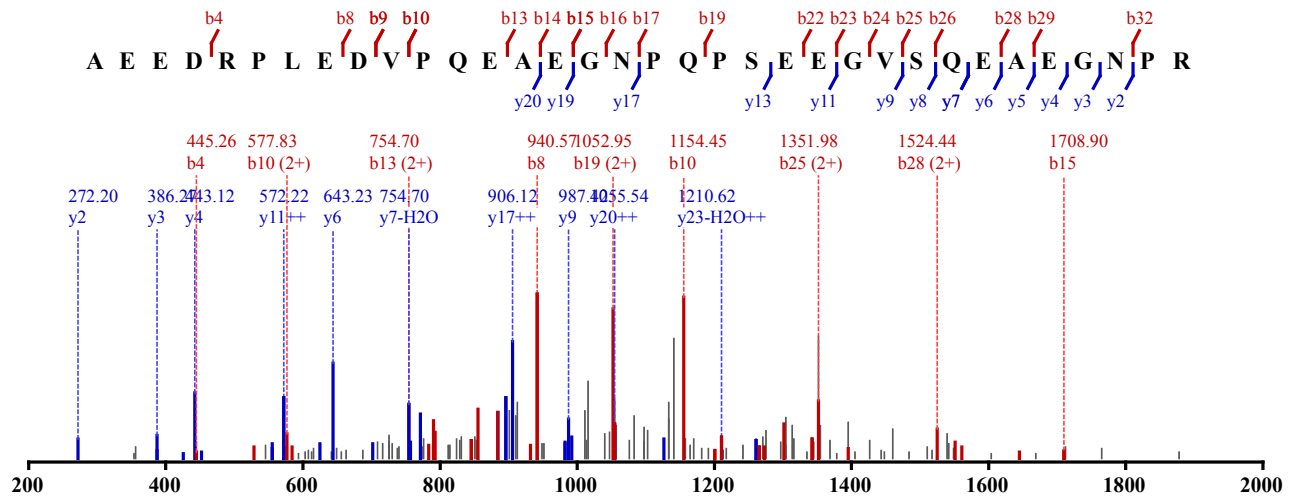


Not Modified
 Identified in MSS484 with qvalue 0.00
 Charge: 4, Exp. m/z: 923.166, Calc. m/z: 923.167
 Data File: HeLa_Try_pH3_HCD_2, Scans: 32055 - 32055



Not Modified
 Identified in MSS488 with qvalue 0.00
 Charge: 4, Exp. m/z: 923.166, Calc. m/z: 923.167

Data File: HeLa_chy-try_pH2_CID_3xload_2, Scans: 19033 - 19033

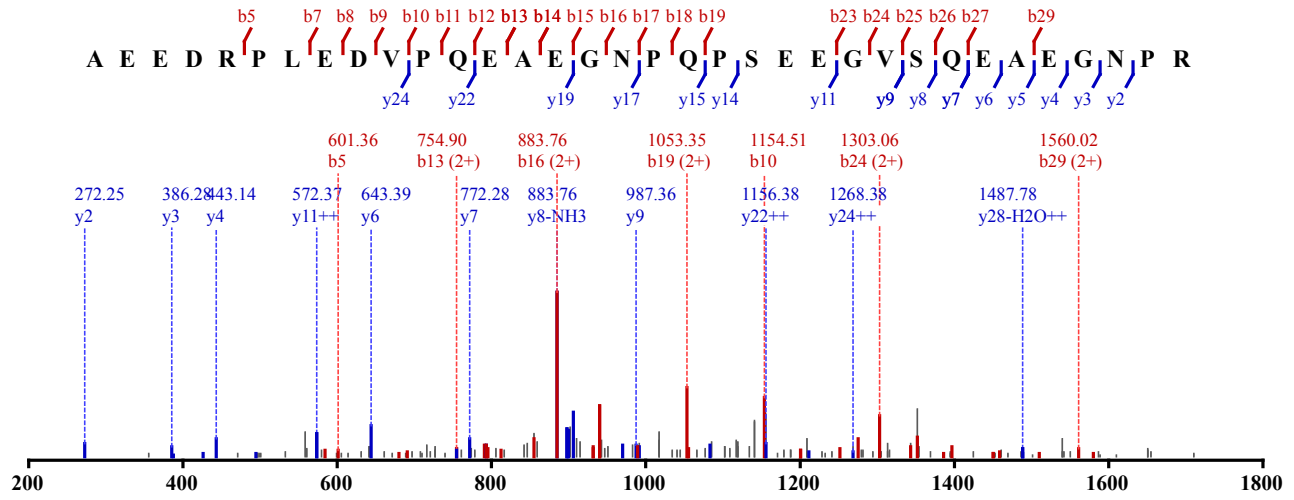


Not Modified

Identified in MSS488 with qvalue 0.00

Charge: 4, Exp. m/z: 923.417, Calc. m/z: 923.167

Data File: HeLa_chy-try_pH2_CID_3xload_3, Scans: 20445 - 20445

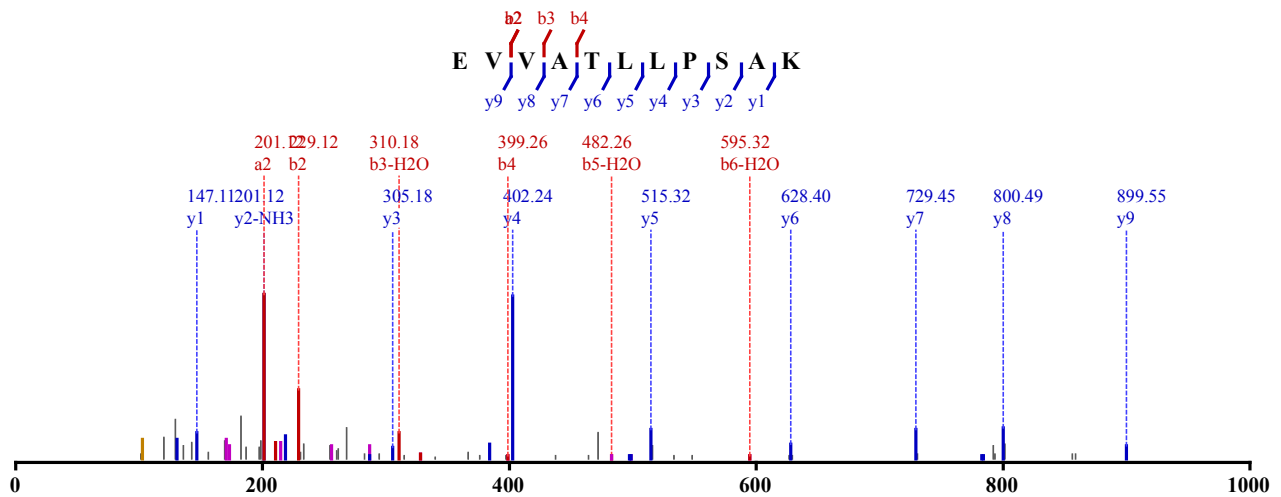


Not Modified

Identified in MSS485 with qvalue 0.00

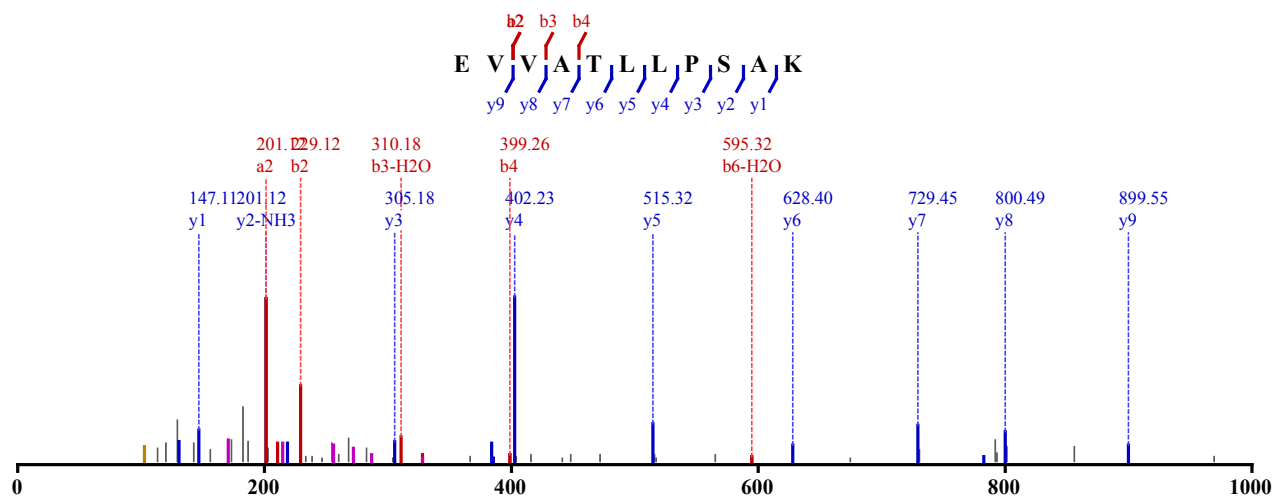
Charge: 2, Exp. m/z: 564.338, Calc. m/z: 564.337

Data File: HeLa_LysC_pH11_HCD_3, Scans: 42214 - 42214

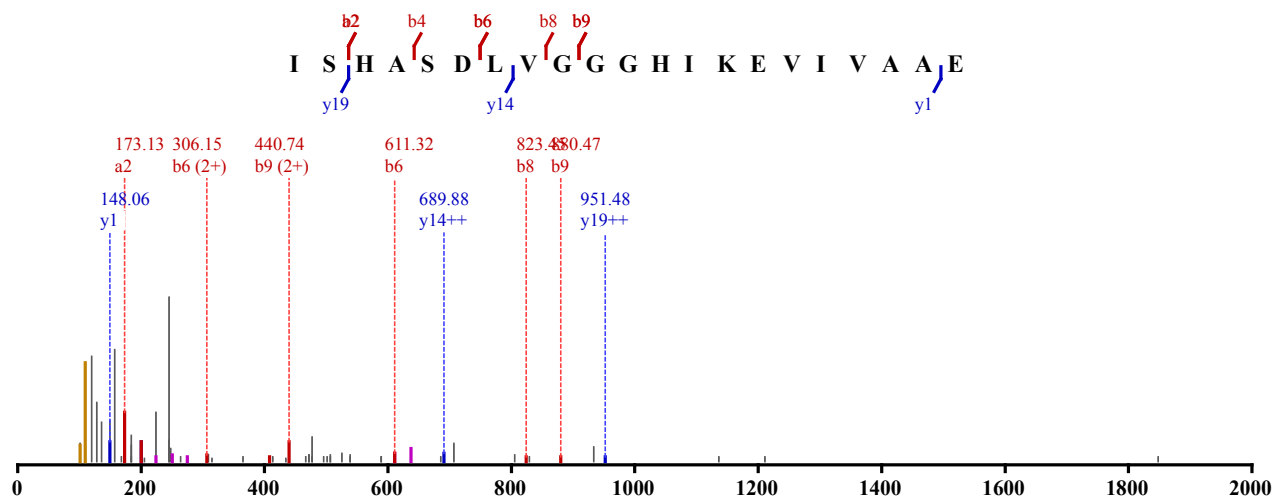


Not Modified

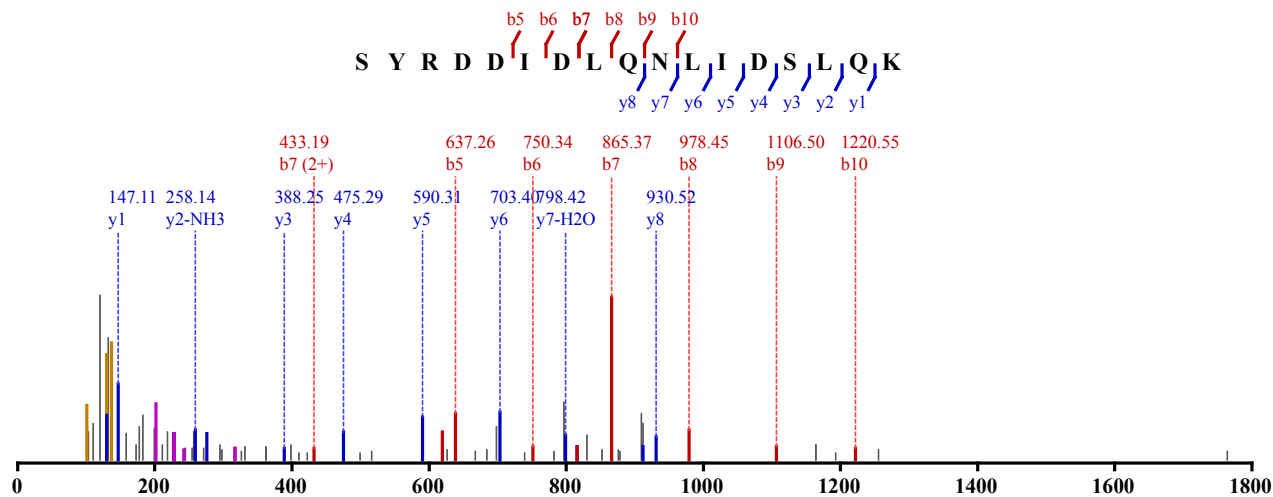
Identified in MSS485 with qvalue 0.00
 Charge: 2, Exp. m/z: 564.337, Calc. m/z: 564.337
 Data File: HeLa_LysC_pH11_HCD_2, Scans: 43304 - 43304



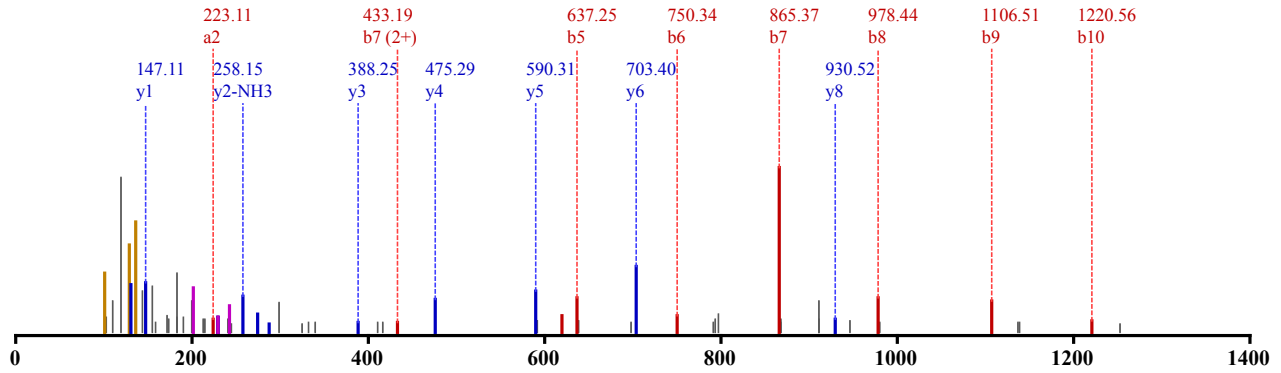
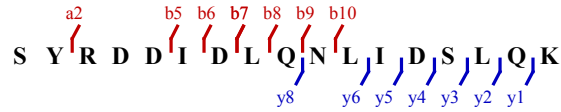
Not Modified
 Identified in MSS486 with qvalue 0.00
 Charge: 5, Exp. m/z: 421.632, Calc. m/z: 421.229
 Data File: HeLa_GluC_80pcACN_HCD_3, Scans: 19910 - 19910



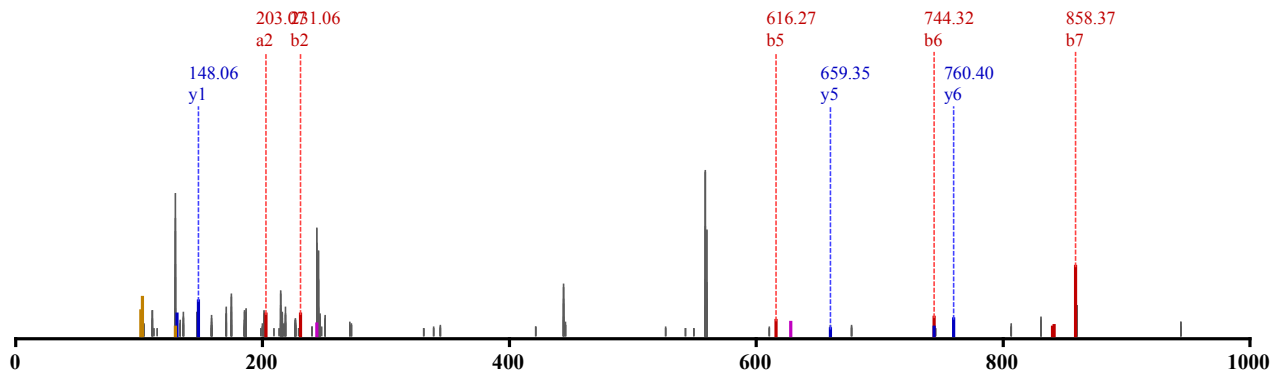
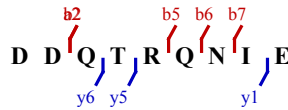
Not Modified
 Identified in MSS485 with qvalue 0.00
 Charge: 3, Exp. m/z: 679.347, Calc. m/z: 679.347
 Data File: HeLa_LysC_pH2_HCD_2, Scans: 46923 - 46923



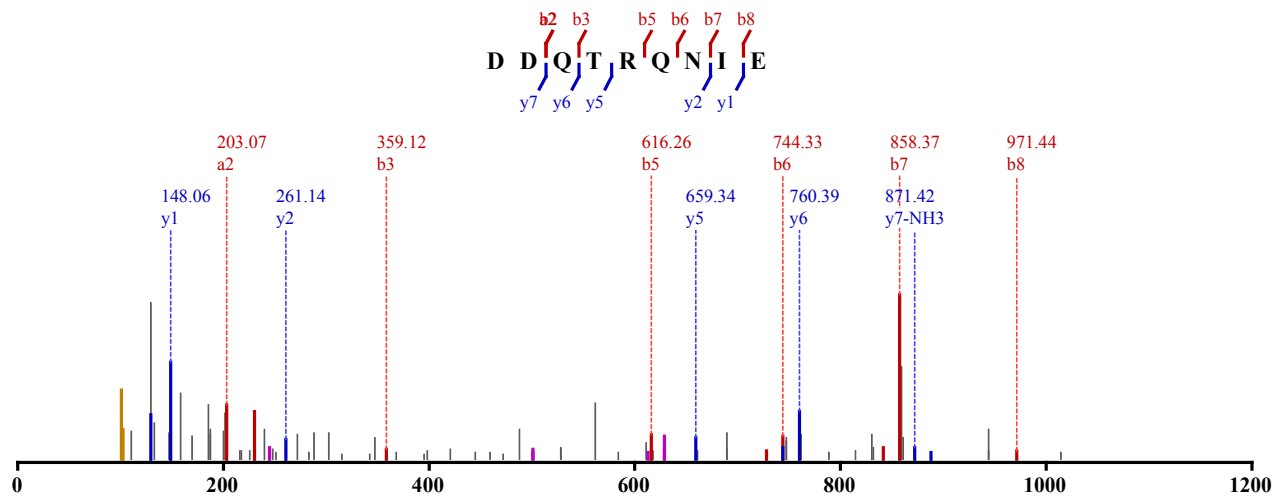
Not Modified
 Identified in MSS485 with qvalue 0.00
 Charge: 3, Exp. m/z: 679.350, Calc. m/z: 679.347
 Data File: HeLa_LysC_pH2_HCD_3, Scans: 47870 - 47870



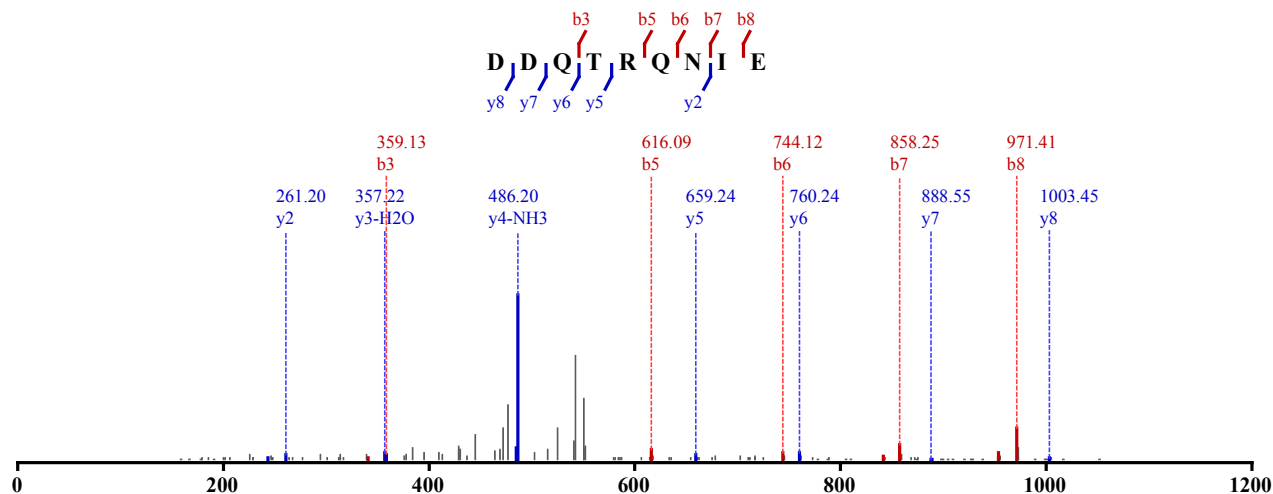
Not Modified
 Identified in MSS128 with qvalue 0.00
 Charge: 2, Exp. m/z: 559.759, Calc. m/z: 559.757
 Data File: HeLa_AspN_HCD_2, Scans: 7996 - 7996



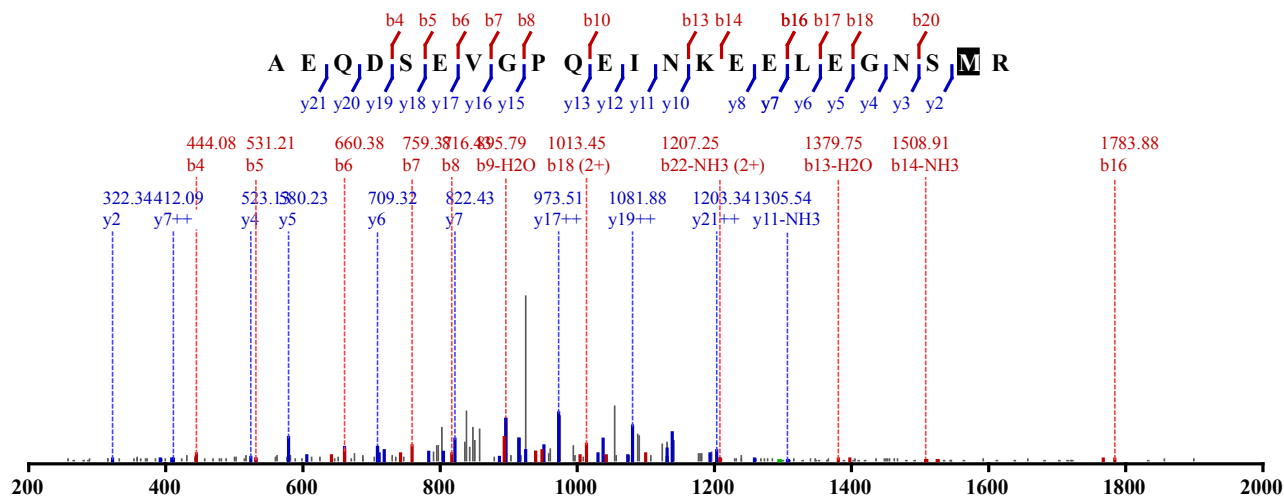
Not Modified
 Identified in MSS479 with qvalue 0.00
 Charge: 2, Exp. m/z: 559.758, Calc. m/z: 559.757
 Data File: HeLa_AspN_pH11_HCD_1, Scans: 9718 - 9718



Not Modified
 Identified in MSS483 with qvalue 0.01
 Charge: 2, Exp. m/z: 559.757, Calc. m/z: 559.757
 Data File: HeLa_AspN_pH11_CID_3xload_2, Scans: 7397 - 7397

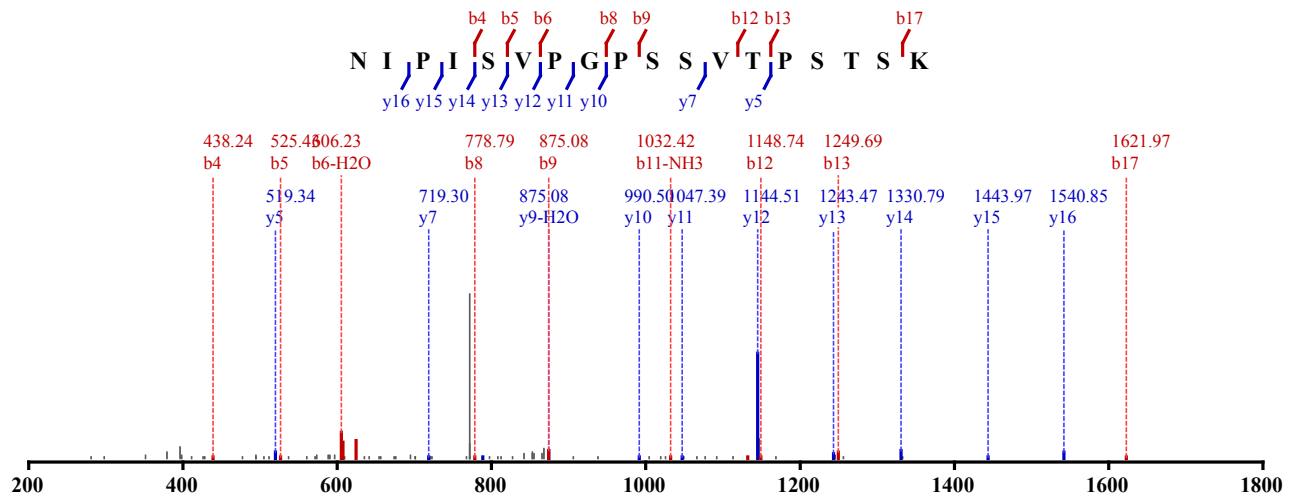


1 x Oxidation (M)
 Identified in MSS480 with qvalue 0.00
 Charge: 3, Exp. m/z: 869.062, Calc. m/z: 869.061
 Data File: HeLa_try_pH3_CID_3xload, Scans: 16570 - 16570



Not Modified
 Identified in MSS481 with qvalue 0.00
 Charge: 2, Exp. m/z: 884.980, Calc. m/z: 884.477

Data File: HeLa_LysC_pH8_CID_3load_3, Scans: 41918 - 41918

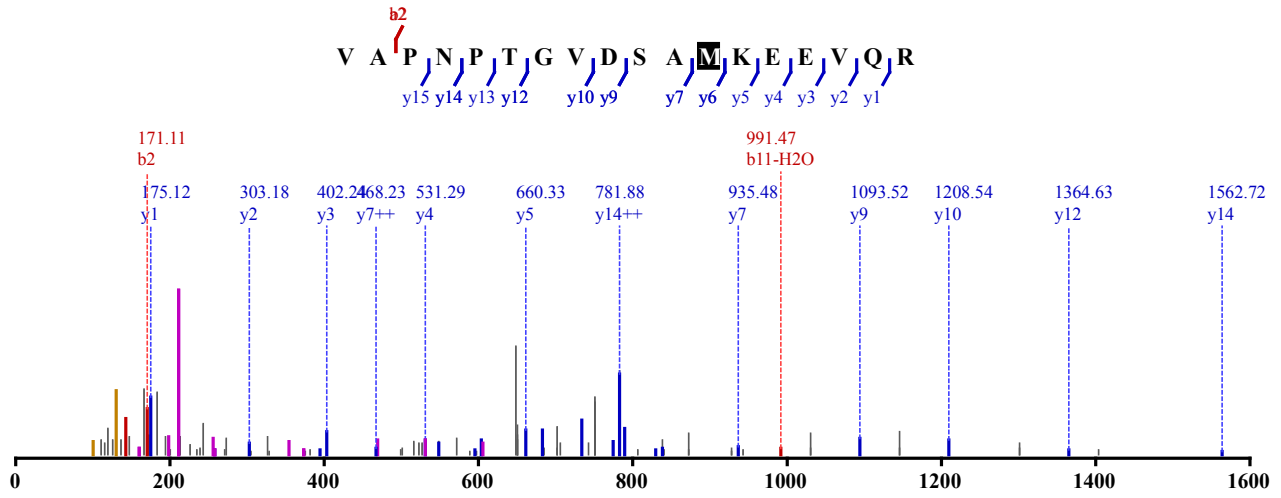


1 x Oxidation (M)

Identified in MSS484 with qvalue 0.00

Charge: 3, Exp. m/z: 648.654, Calc. m/z: 648.654

Data File: HeLa_Try_pH11_HCD_2, Scans: 26029 - 26029

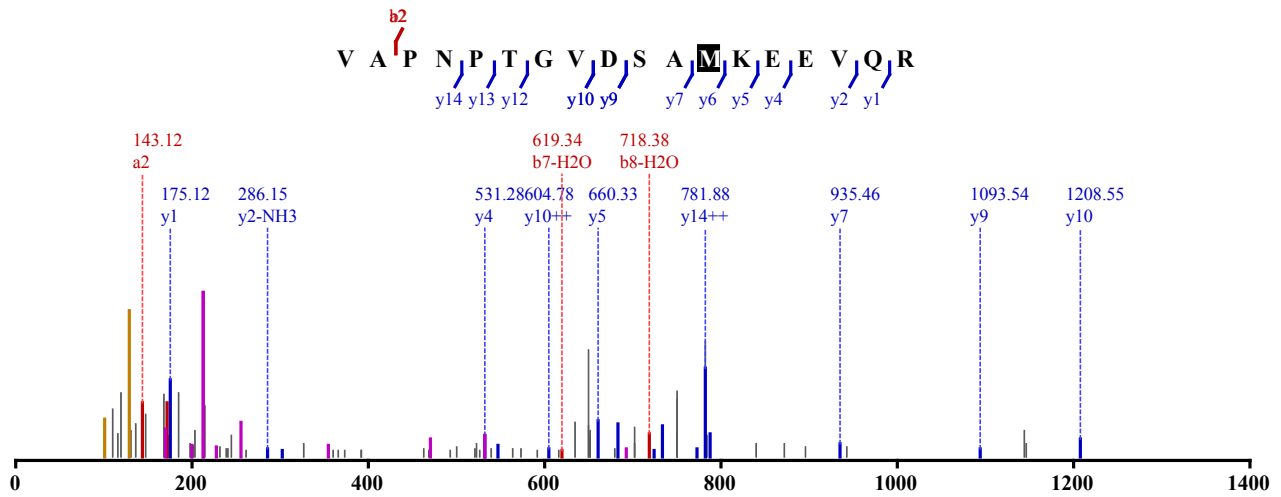


1 x Oxidation (M)

Identified in MSS484 with qvalue 0.00

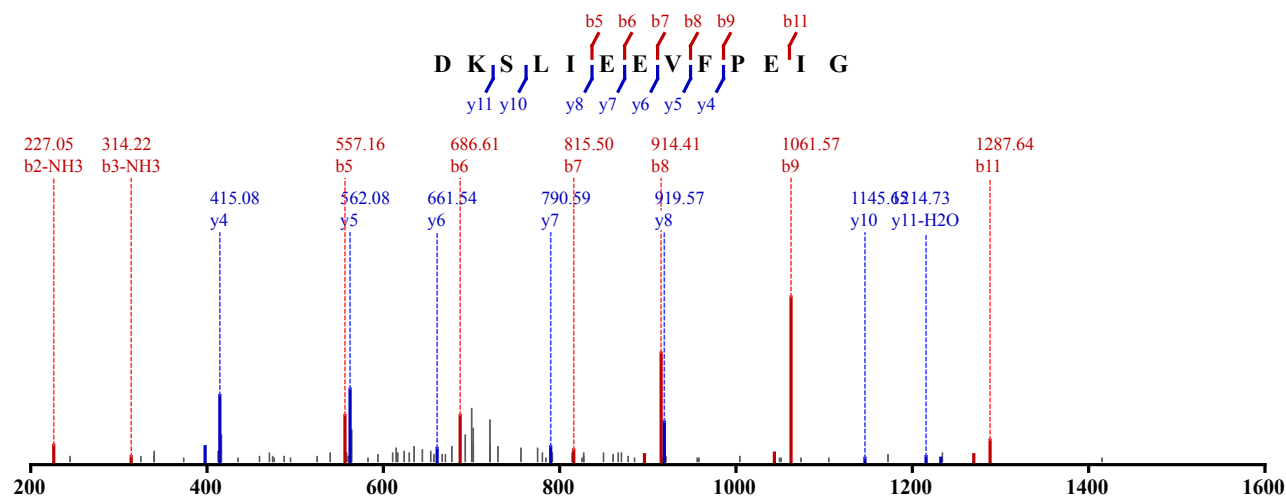
Charge: 3, Exp. m/z: 648.654, Calc. m/z: 648.654

Data File: HeLa_Try_pH11_HCD_3, Scans: 23560 - 23560

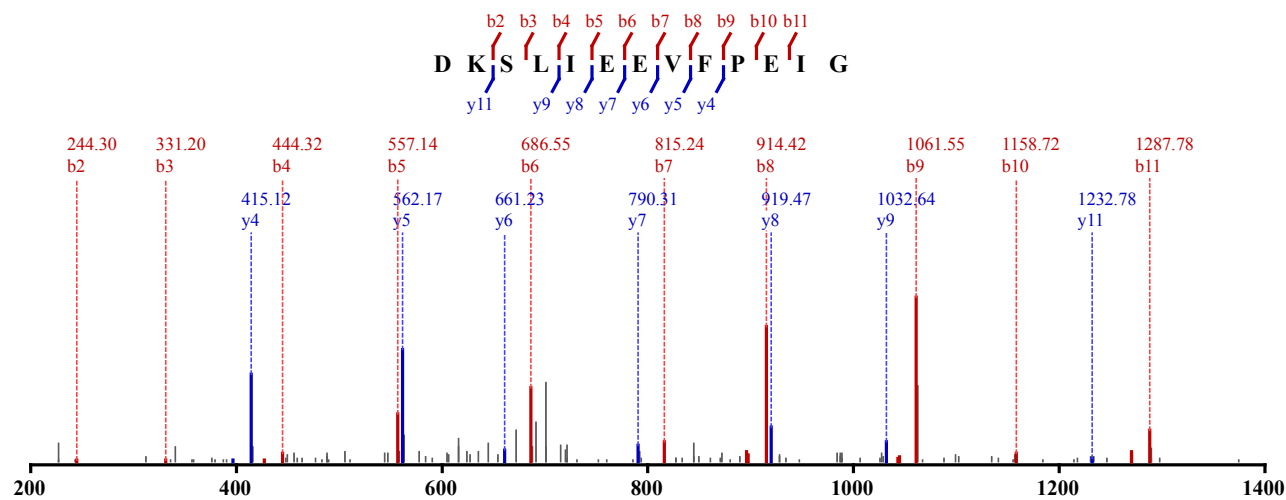


Not Modified

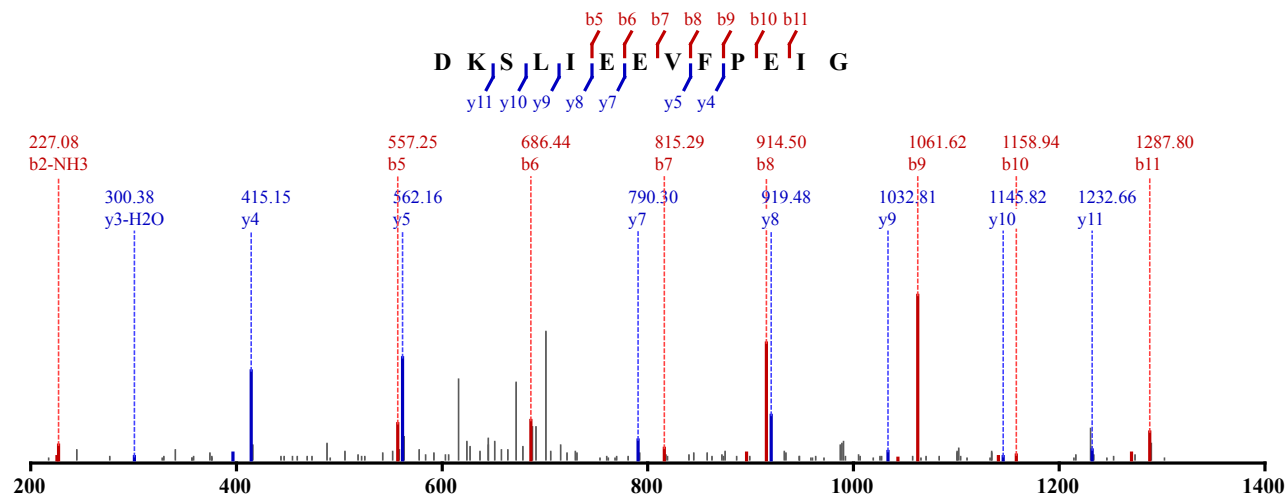
Identified in MSS483 with qvalue 0.00
 Charge: 2, Exp. m/z: 738.385, Calc. m/z: 738.387
 Data File: HeLa_AspN_pH2_CID_3xload_2, Scans: 39173 - 39173



Not Modified
 Identified in MSS483 with qvalue 0.00
 Charge: 2, Exp. m/z: 738.386, Calc. m/z: 738.387
 Data File: HeLa_AspN_pH2_CID_3xload_2, Scans: 39242 - 39242



Not Modified
 Identified in MSS483 with qvalue 0.00
 Charge: 2, Exp. m/z: 738.385, Calc. m/z: 738.387
 Data File: HeLa_AspN_pH2_CID_3xload, Scans: 39304 - 39304

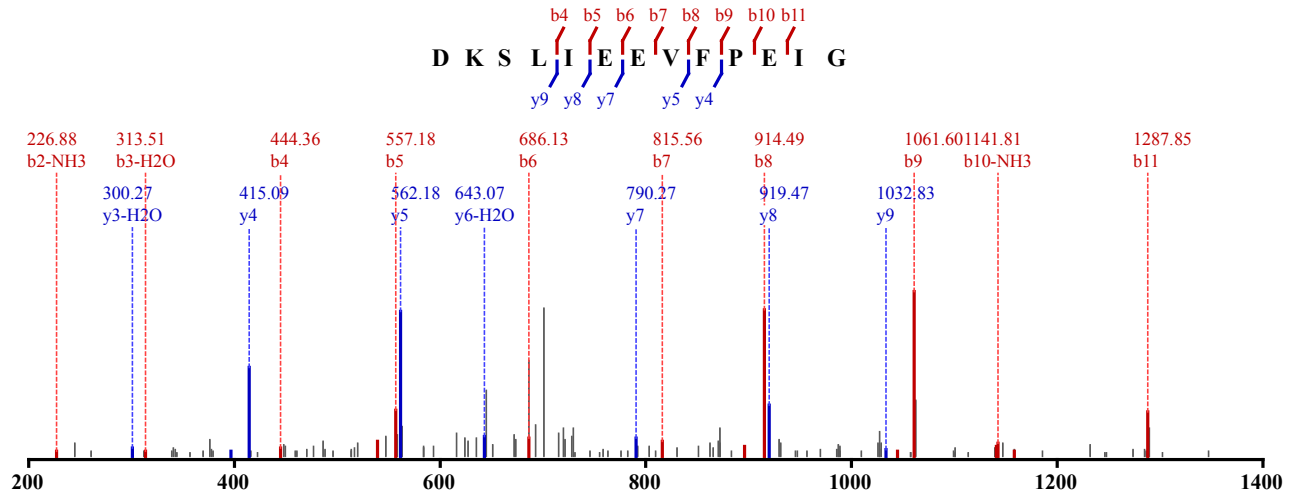


Not Modified

Identified in MSS483 with qvalue 0.00

Charge: 2, Exp. m/z: 738.385, Calc. m/z: 738.387

Data File: HeLa_AspN_pH2_CID_3xload, Scans: 39373 - 39373

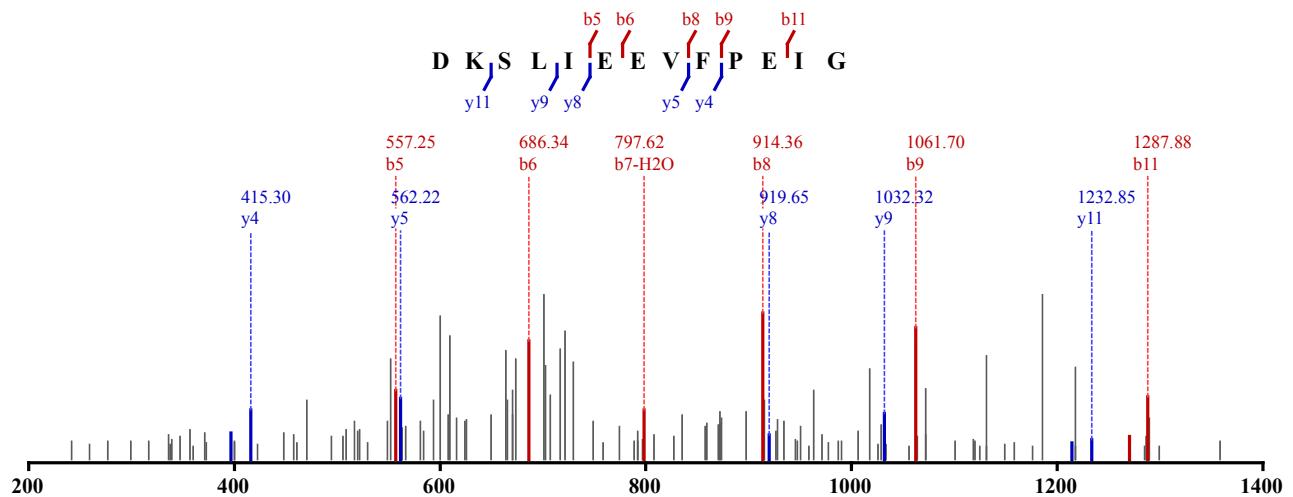


Not Modified

Identified in MSS483 with qvalue 0.00

Charge: 2, Exp. m/z: 738.886, Calc. m/z: 738.387

Data File: HeLa_AspN_pH2_CID_3xload, Scans: 39420 - 39420

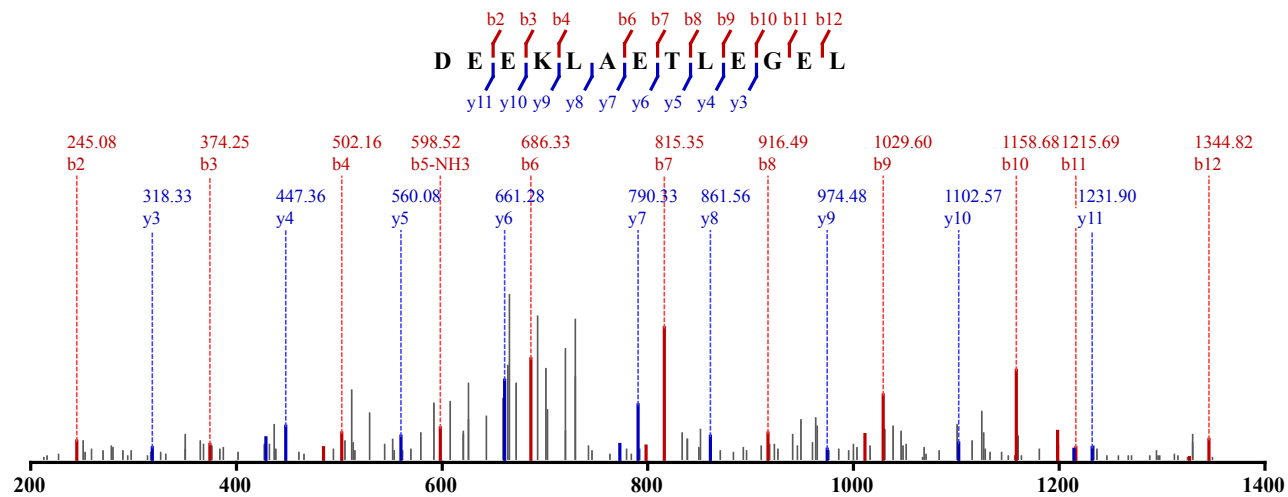


Not Modified

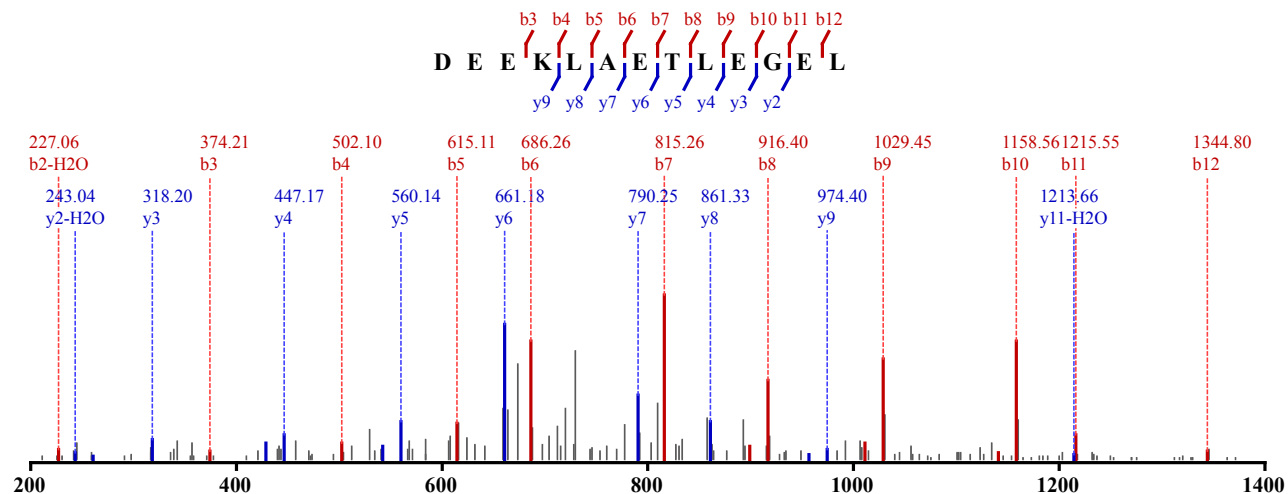
Identified in MSS483 with qvalue 0.00

Charge: 2, Exp. m/z: 737.863, Calc. m/z: 738.357

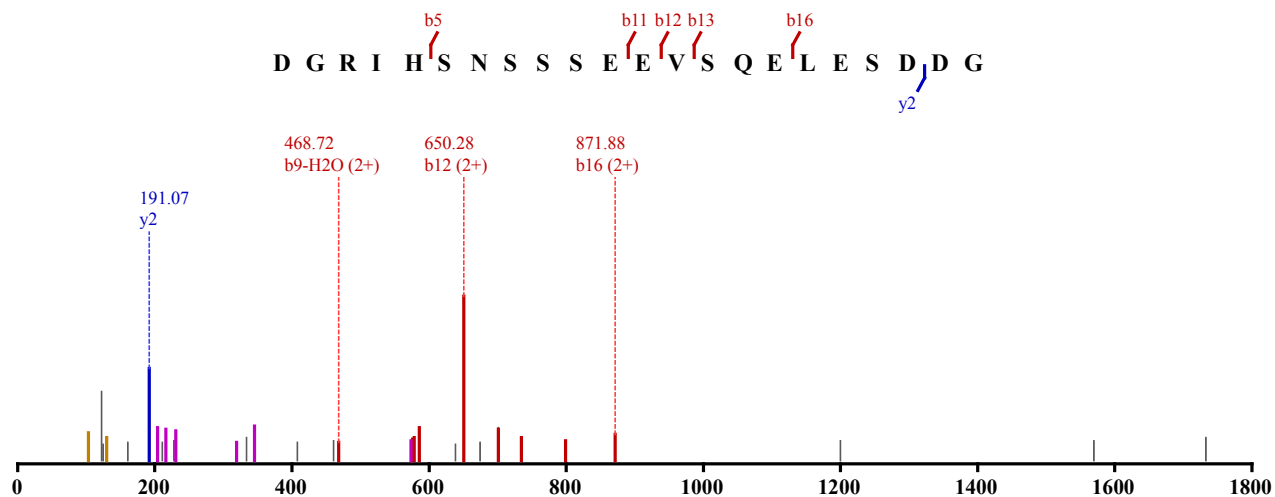
Data File: HeLa_AspN_80pcACN_CID_3xload, Scans: 32339 - 32339



Not Modified
 Identified in MSS483 with qvalue 0.00
 Charge: 2, Exp. m/z: 738.359, Calc. m/z: 738.357
 Data File: HeLa_AspN_pH2_CID_3xload_2, Scans: 26338 - 26338

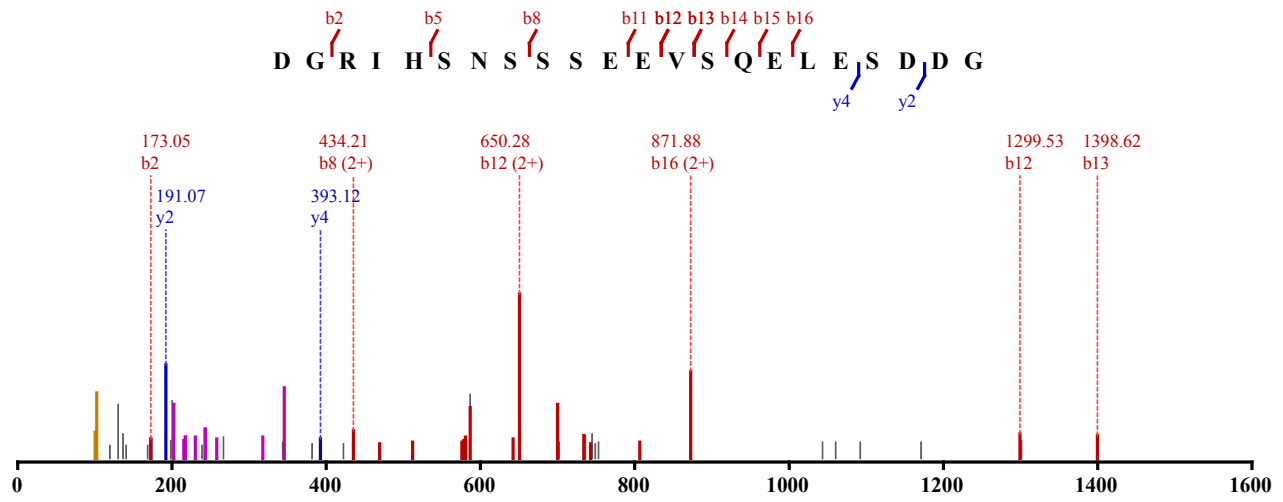


Not Modified
 Identified in MSS479 with qvalue 0.01
 Charge: 3, Exp. m/z: 793.004, Calc. m/z: 793.007
 Data File: HeLa_AspN_pH2_HCD_1, Scans: 17136 - 17136



Not Modified
 Identified in MSS479 with qvalue 0.00
 Charge: 3, Exp. m/z: 793.007, Calc. m/z: 793.007

Data File: HeLa_AspN_pH2_HCD_2, Scans: 16428 - 16428

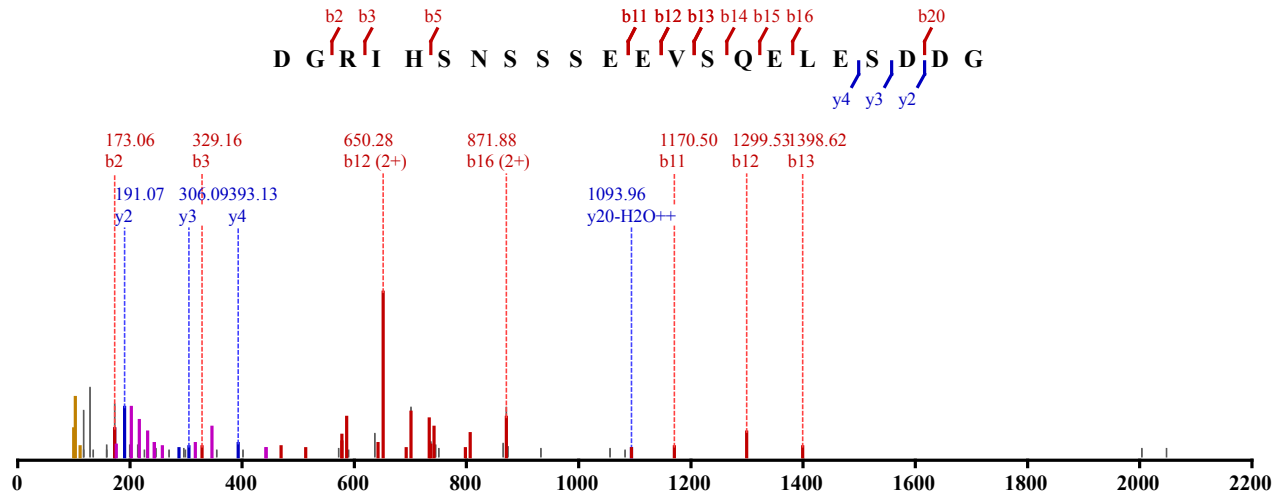


Not Modified

Identified in MSS479 with qvalue 0.00

Charge: 3, Exp. m/z: 793.006, Calc. m/z: 793.007

Data File: HeLa_AspN_pH3_HCD_1, Scans: 17967 - 17967

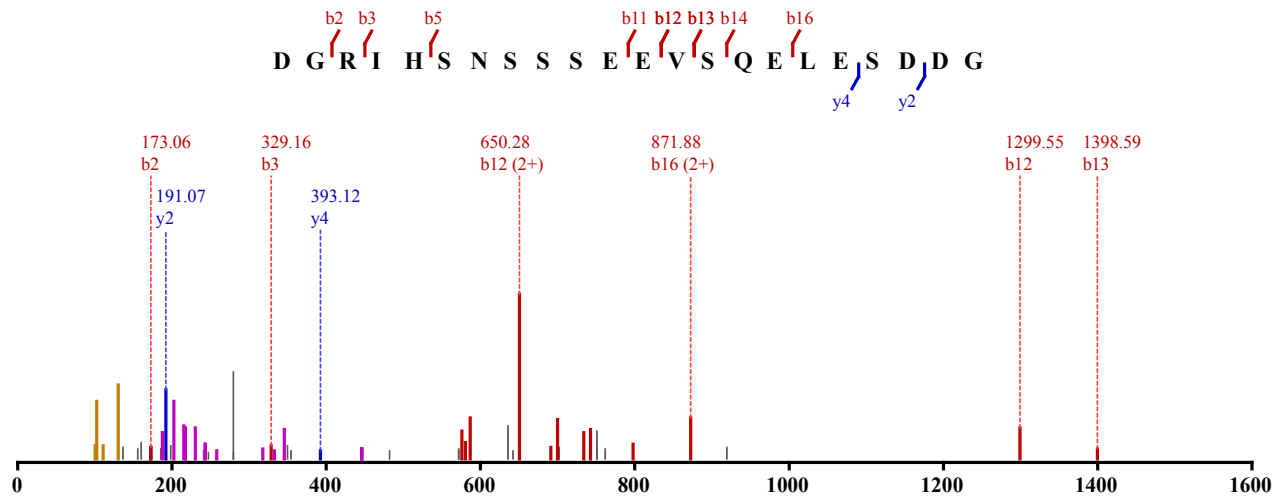


Not Modified

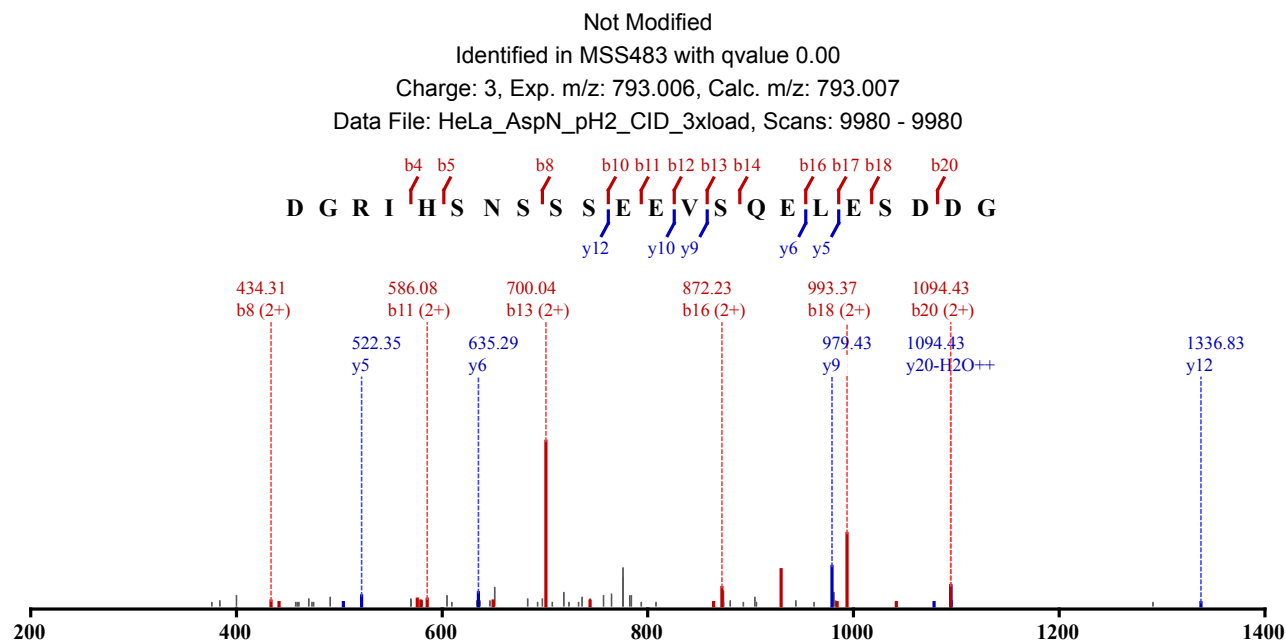
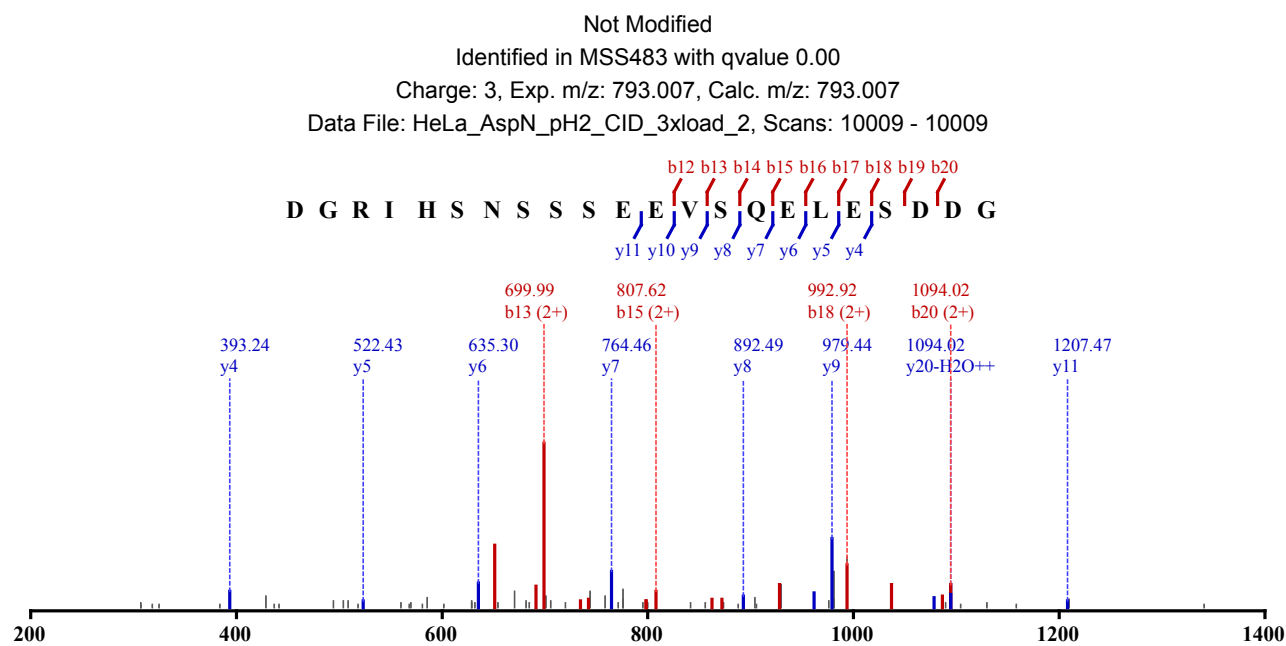
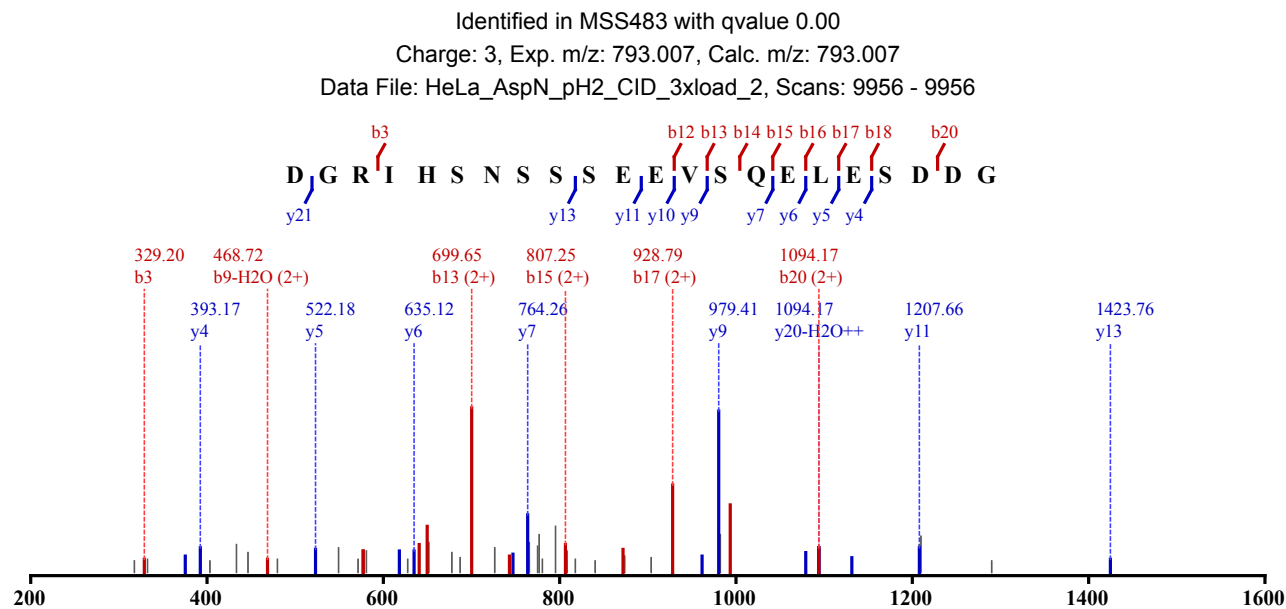
Identified in MSS479 with qvalue 0.00

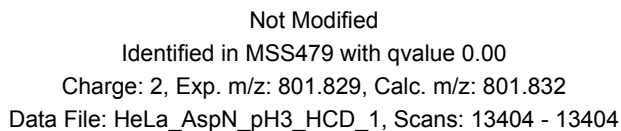
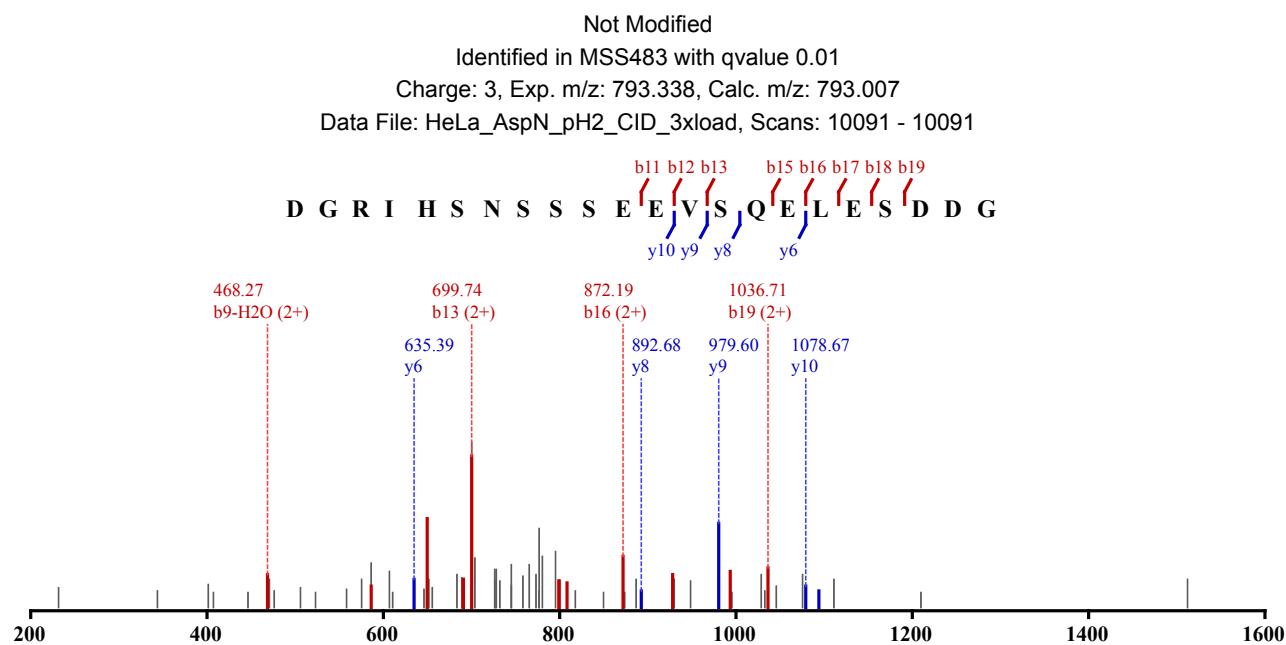
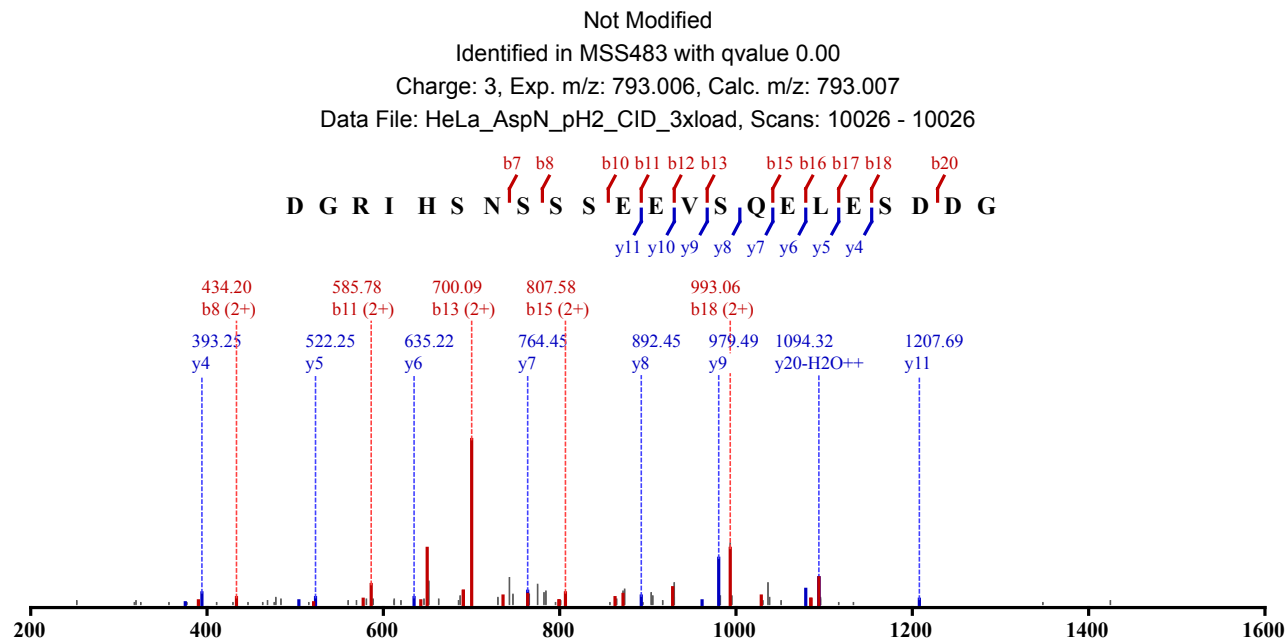
Charge: 3, Exp. m/z: 793.004, Calc. m/z: 793.007

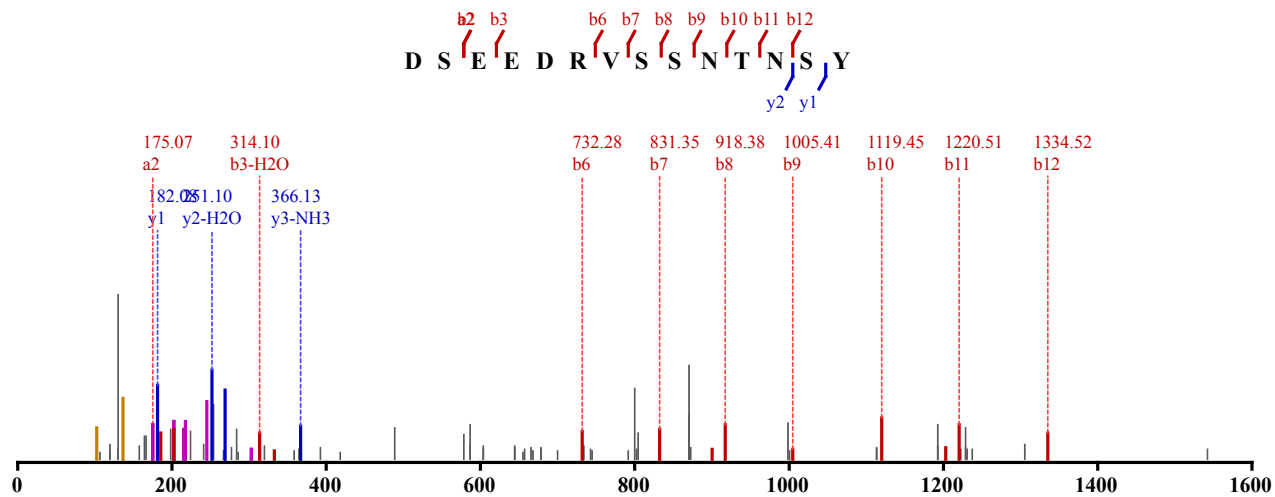
Data File: HeLa_AspN_pH3_HCD_2, Scans: 17364 - 17364



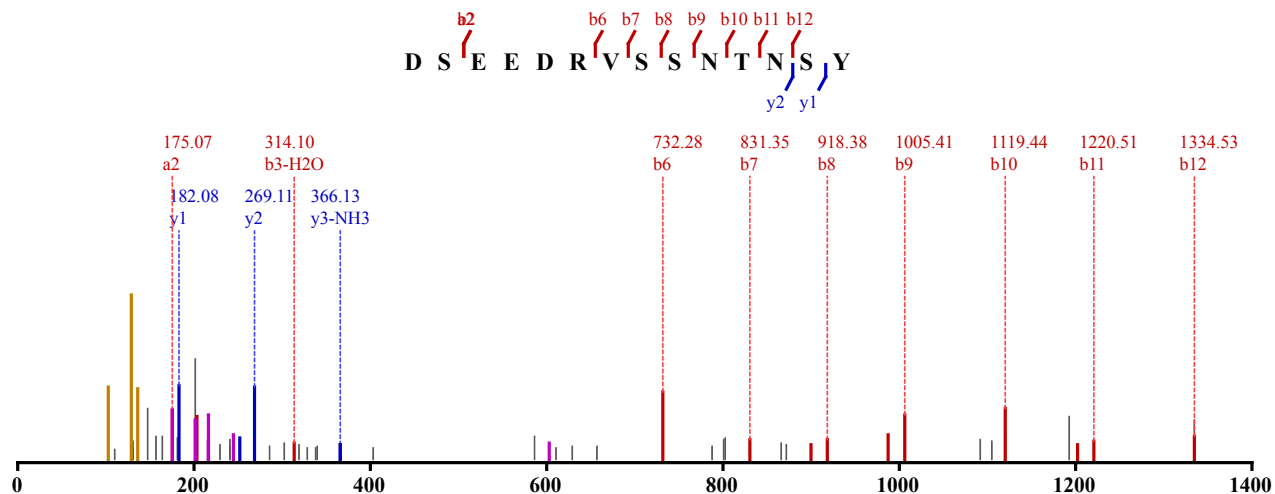
Not Modified



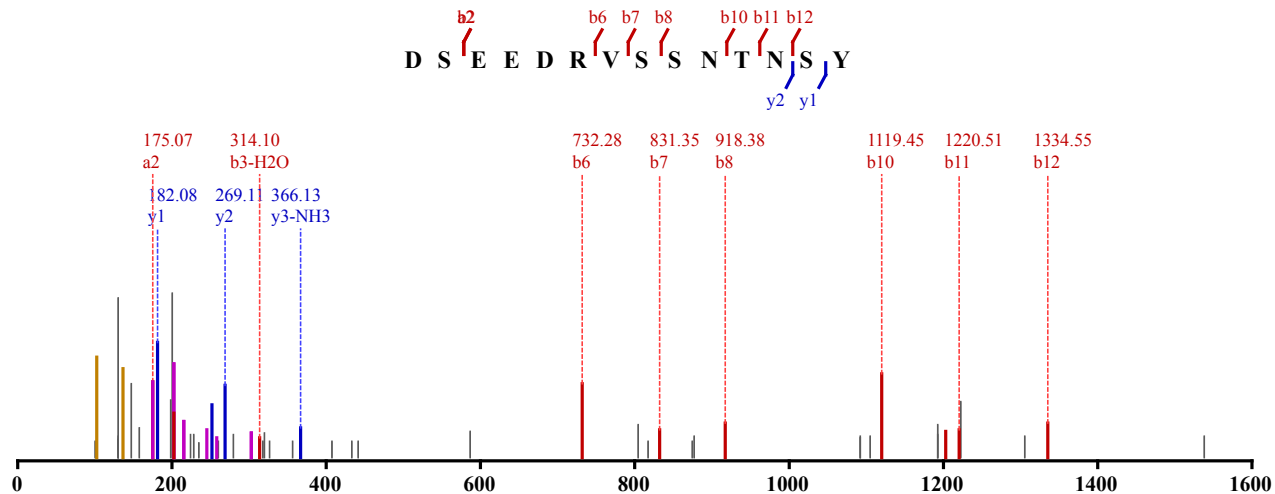




Not Modified
 Identified in MSS479 with qvalue 0.00
 Charge: 2, Exp. m/z: 801.829, Calc. m/z: 801.832
 Data File: HeLa_AspN_pH3_HCD_2, Scans: 12600 - 12600

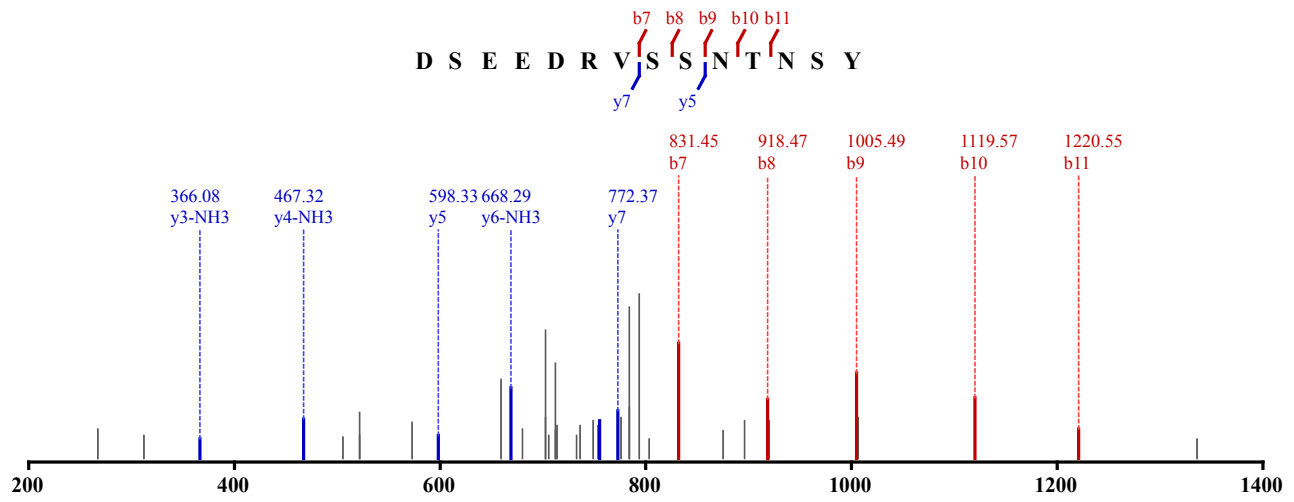


Not Modified
 Identified in MSS479 with qvalue 0.00
 Charge: 2, Exp. m/z: 801.829, Calc. m/z: 801.832
 Data File: HeLa_AspN_pH3_HCD_3, Scans: 12656 - 12656



Not Modified
 Identified in MSS483 with qvalue 0.00
 Charge: 2, Exp. m/z: 801.829, Calc. m/z: 801.827

Data File: HeLa_AspN_pH4_CID_3xload, Scans: 7711 - 7711

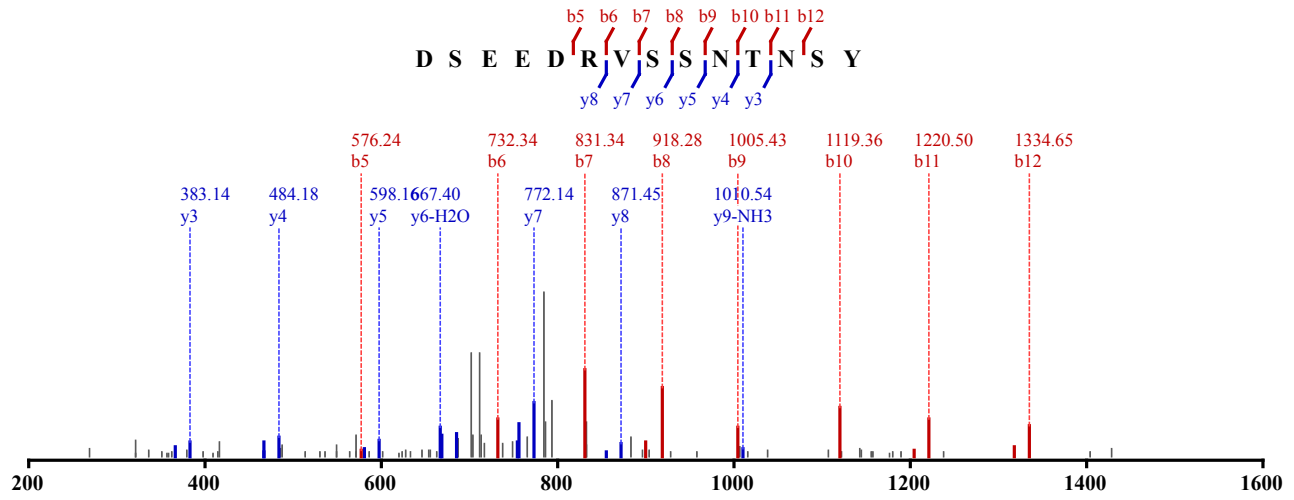


Not Modified

Identified in MSS483 with qvalue 0.00

Charge: 2, Exp. m/z: 801.829, Calc. m/z: 801.832

Data File: HeLa_AspN_pH3_CID_3xload_2, Scans: 8389 - 8389

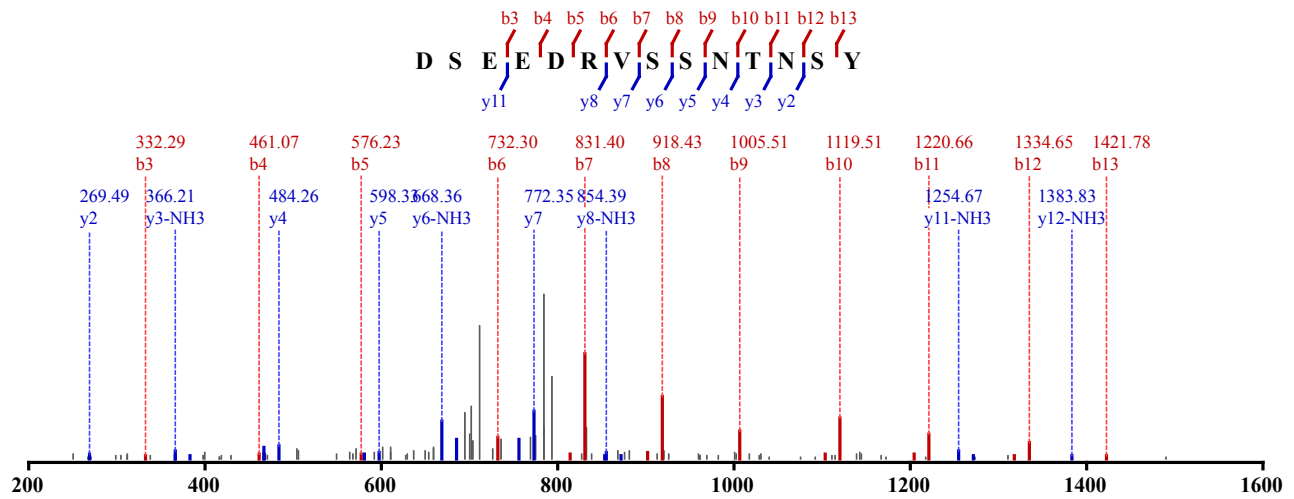


Not Modified

Identified in MSS483 with qvalue 0.00

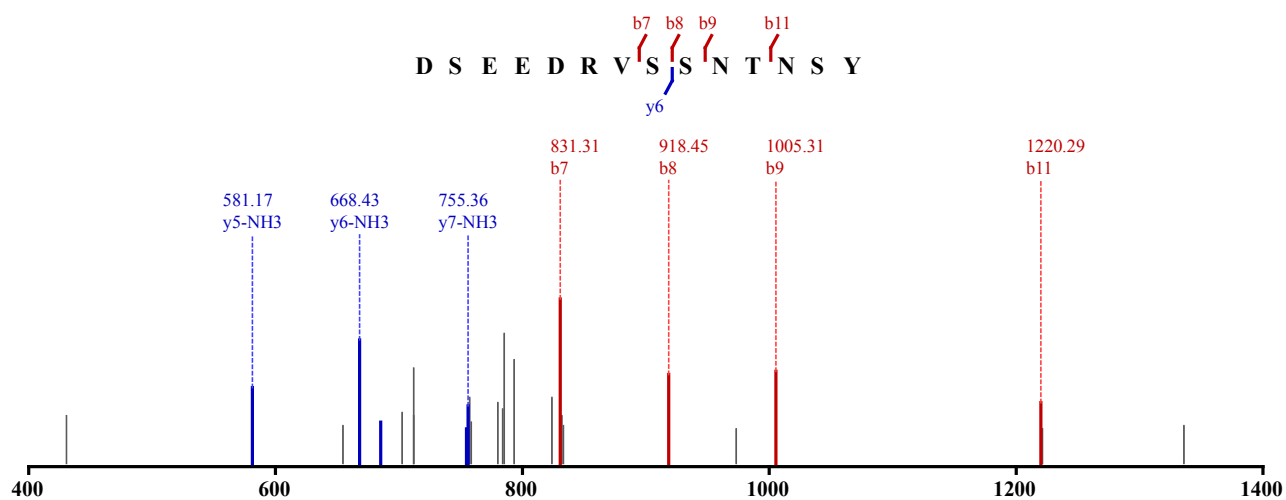
Charge: 2, Exp. m/z: 801.830, Calc. m/z: 801.832

Data File: HeLa_AspN_pH3_CID_3xload, Scans: 8512 - 8512

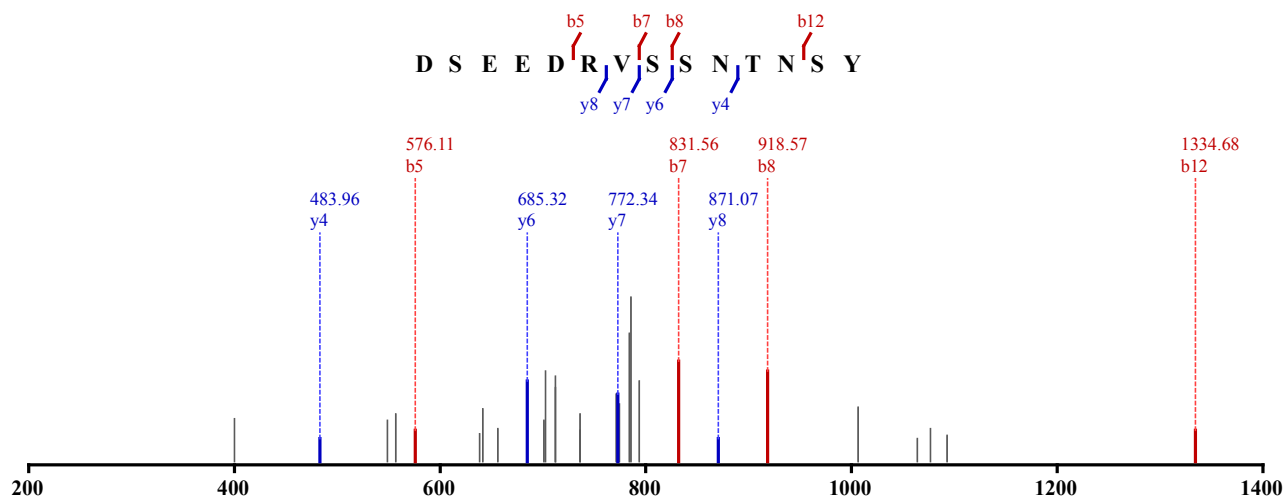


Not Modified

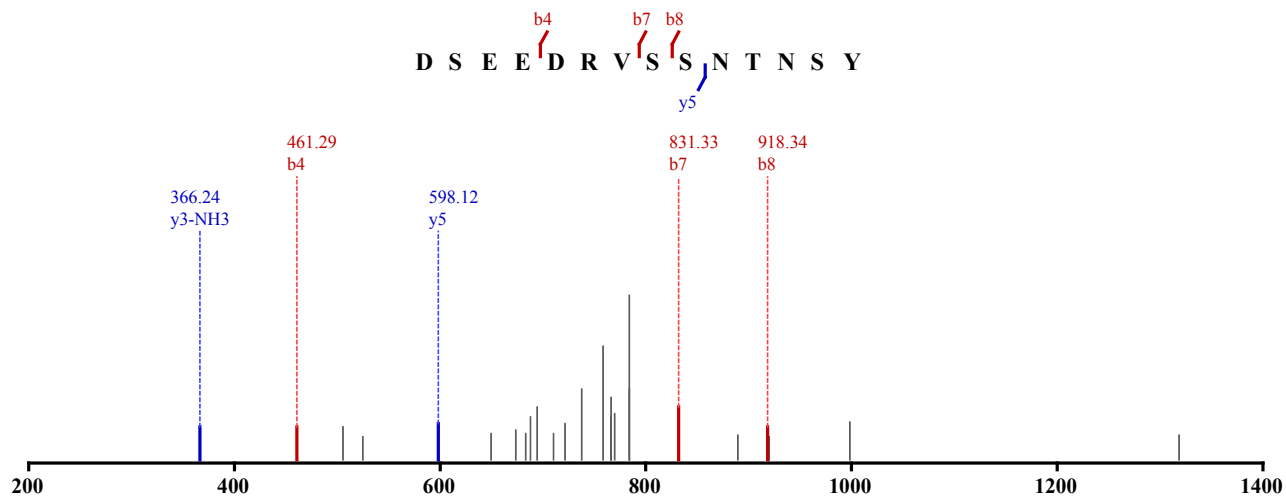
Identified in MSS483 with qvalue 0.00
 Charge: 2, Exp. m/z: 802.332, Calc. m/z: 801.832
 Data File: HeLa_AspN_pH4_CID_3xload_2, Scans: 7502 - 7502



Not Modified
 Identified in MSS483 with qvalue 0.00
 Charge: 2, Exp. m/z: 801.831, Calc. m/z: 801.832
 Data File: HeLa_AspN_pH4_CID_3xload_2, Scans: 7517 - 7517



Not Modified
 Identified in MSS483 with qvalue 0.00
 Charge: 2, Exp. m/z: 801.829, Calc. m/z: 801.832
 Data File: HeLa_AspN_pH6_CID_3xload_2, Scans: 8800 - 8800

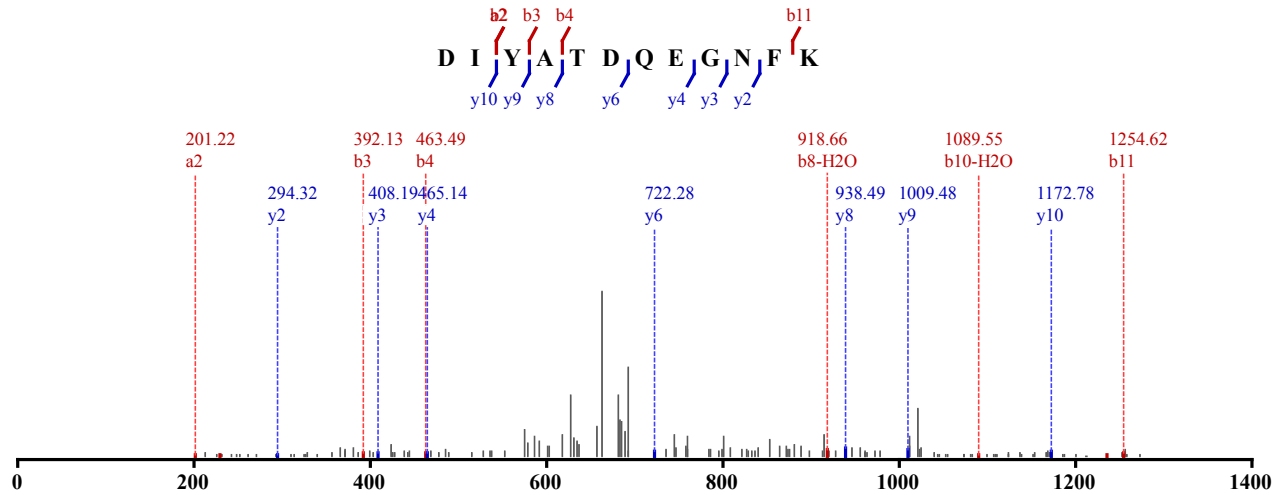


Not Modified

Identified in MSS481 with qvalue 0.00

Charge: 2, Exp. m/z: 700.821, Calc. m/z: 700.822

Data File: HeLa_LysC_pH3_CID_3xload_2, Scans: 14002 - 14002

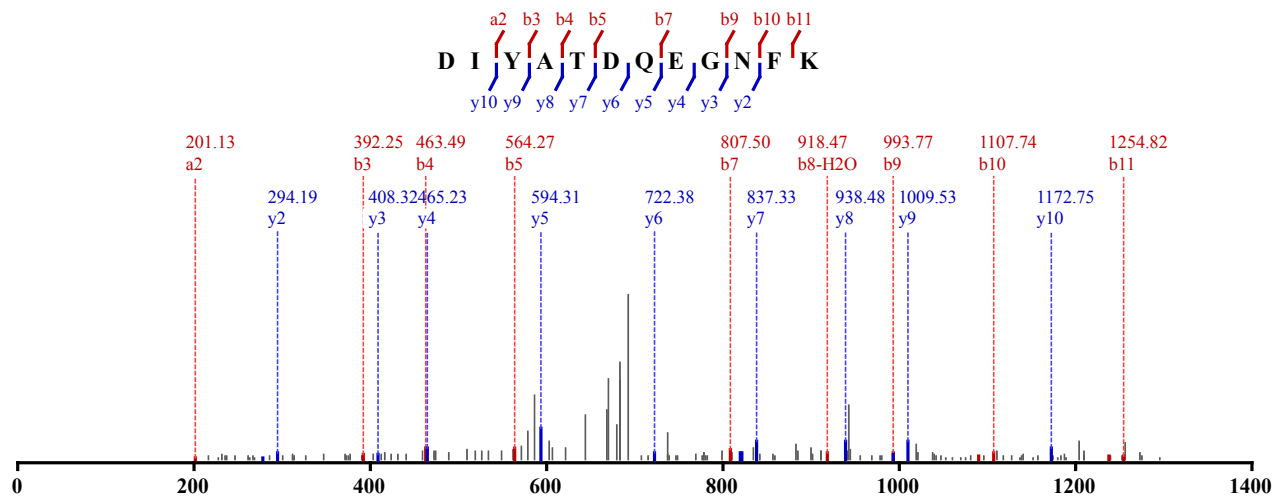


Not Modified

Identified in MSS481 with qvalue 0.00

Charge: 2, Exp. m/z: 700.823, Calc. m/z: 700.822

Data File: HeLa_LysC_pH5_CID_3xload_2, Scans: 14284 - 14284

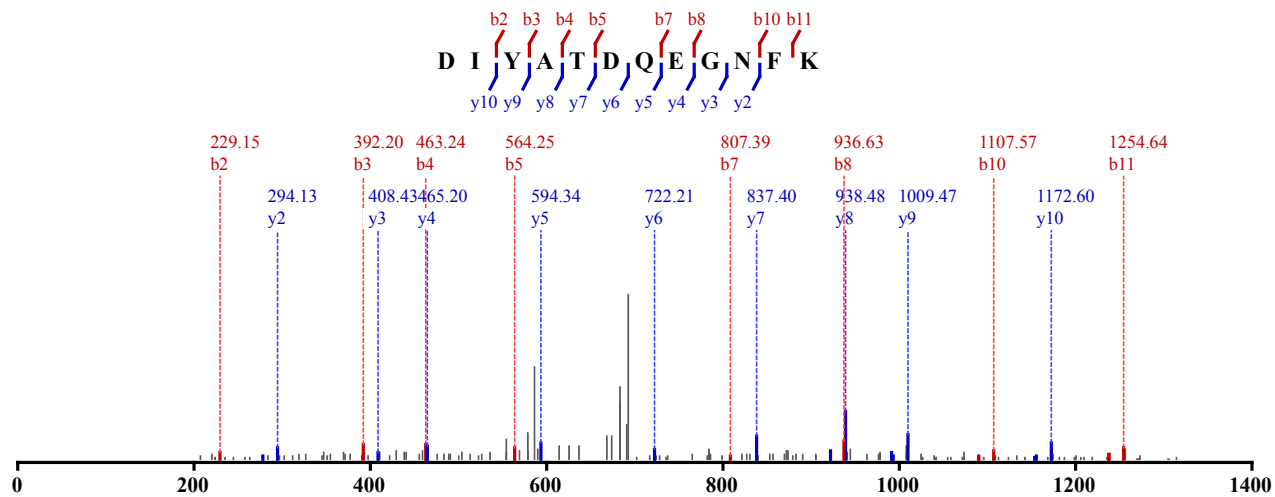


Not Modified

Identified in MSS481 with qvalue 0.00

Charge: 2, Exp. m/z: 700.820, Calc. m/z: 700.822

Data File: HeLa_LysC_pH4_CID_3xload, Scans: 12788 - 12788

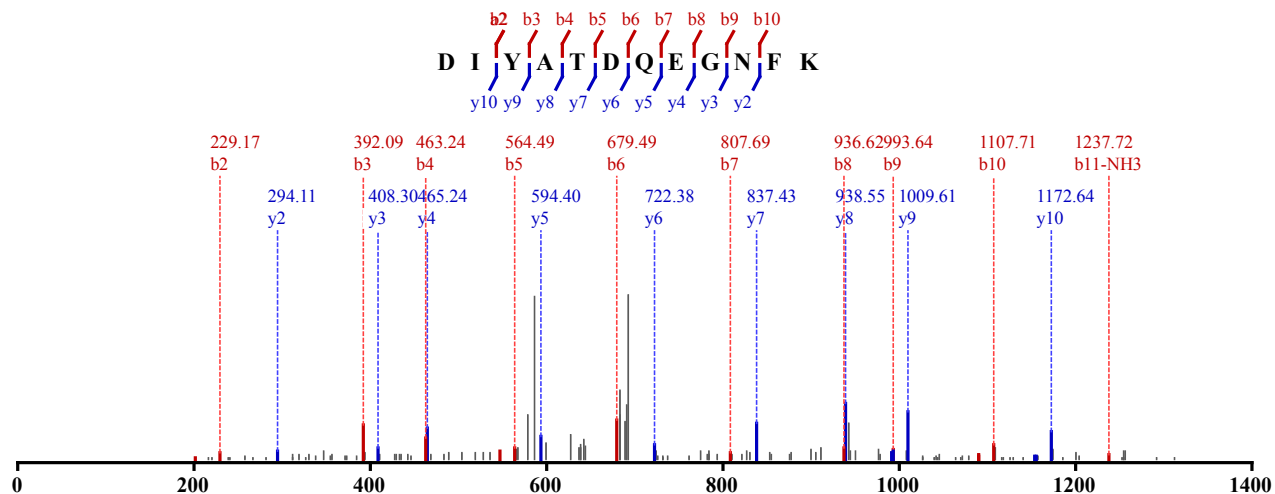


Not Modified

Identified in MSS481 with qvalue 0.00

Charge: 2, Exp. m/z: 700.822, Calc. m/z: 700.822

Data File: HeLa_LysC_pH4_CID_3xload_2, Scans: 12374 - 12374

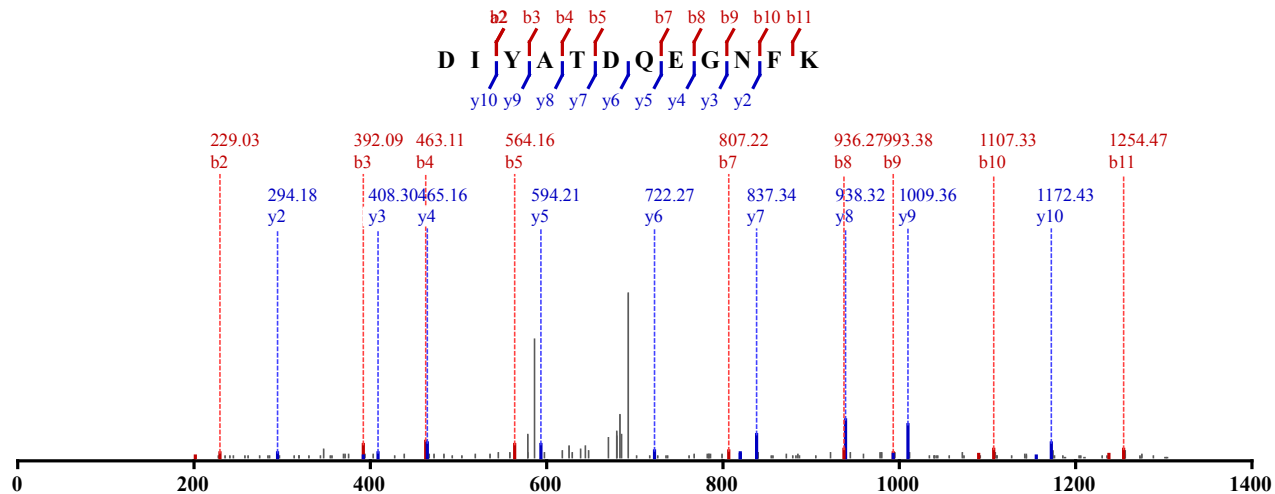


Not Modified

Identified in MSS481 with qvalue 0.00

Charge: 2, Exp. m/z: 700.821, Calc. m/z: 700.822

Data File: HeLa_LysC_pH4_CID_3xload, Scans: 12687 - 12687

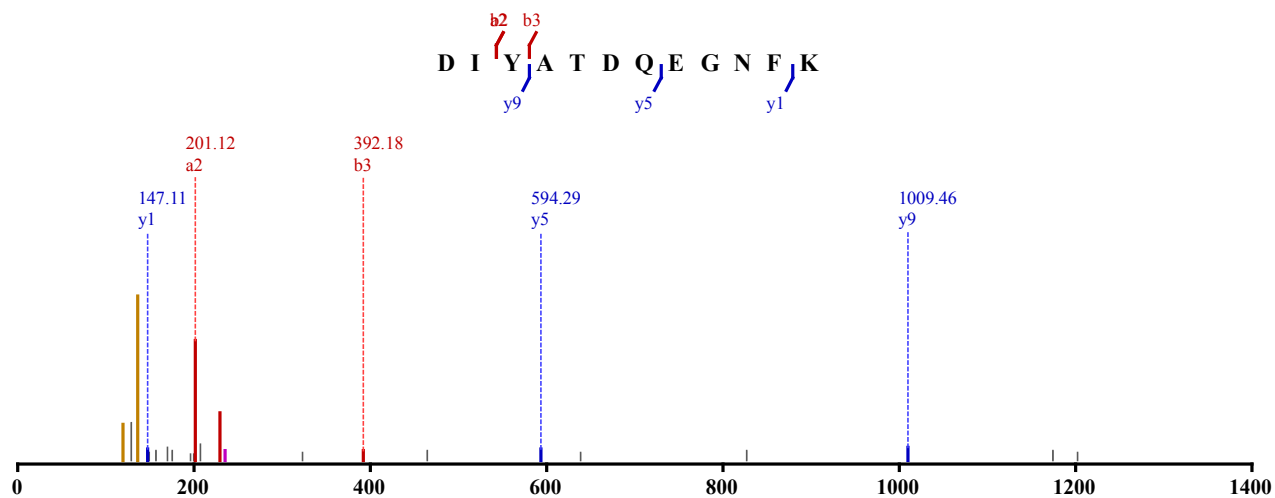


Not Modified

Identified in MSS484 with qvalue 0.00

Charge: 2, Exp. m/z: 700.819, Calc. m/z: 700.822

Data File: HeLa_Try_pH4_HCD_3, Scans: 26490 - 26490

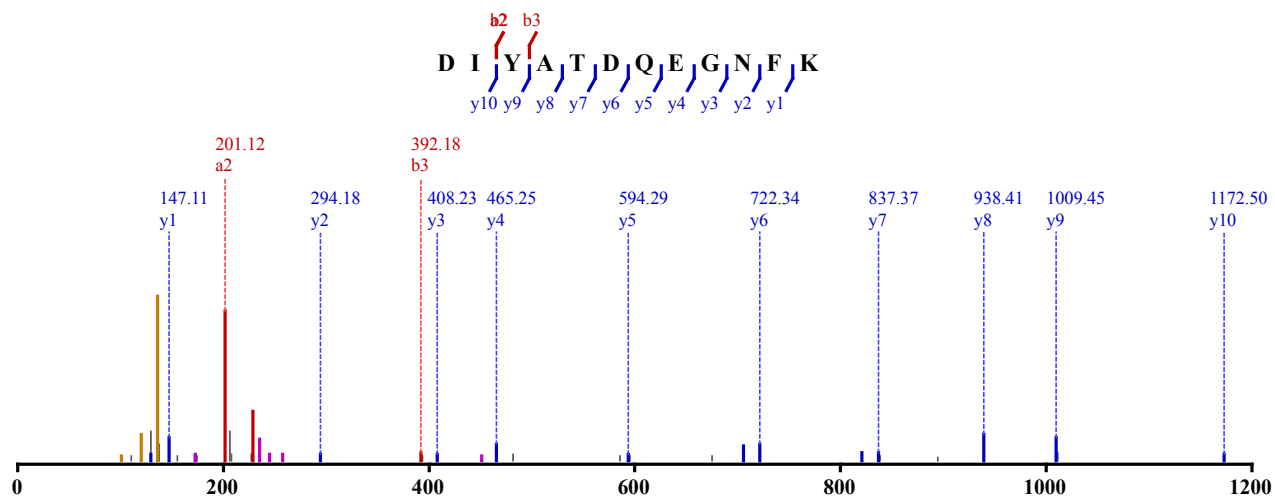


Not Modified

Identified in MSS484 with qvalue 0.00

Charge: 2, Exp. m/z: 700.819, Calc. m/z: 700.822

Data File: HeLa_Try_pH4_HCD_2, Scans: 27100 - 27100

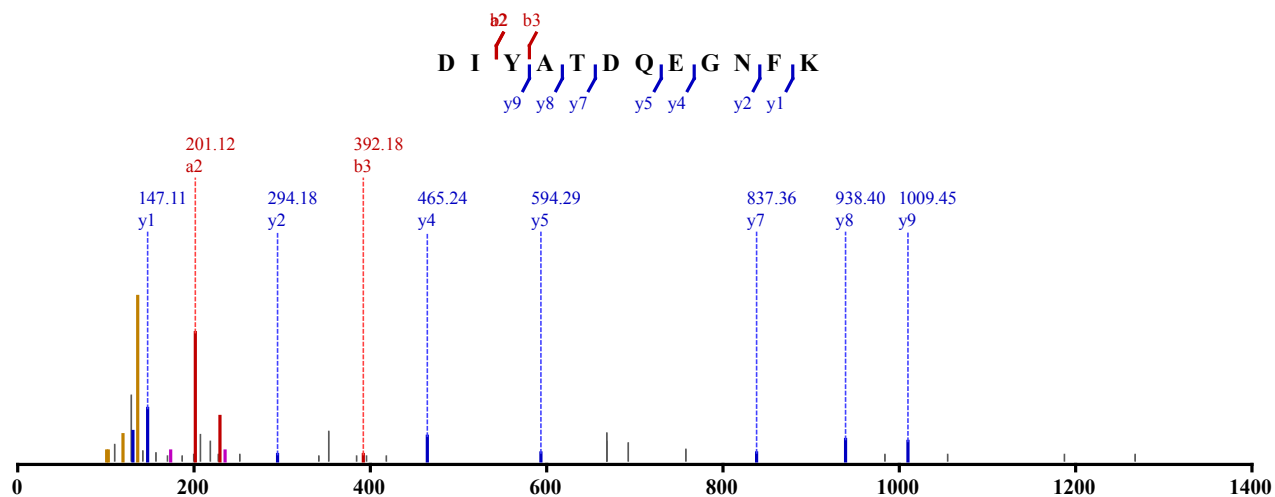


Not Modified

Identified in MSS485 with qvalue 0.00

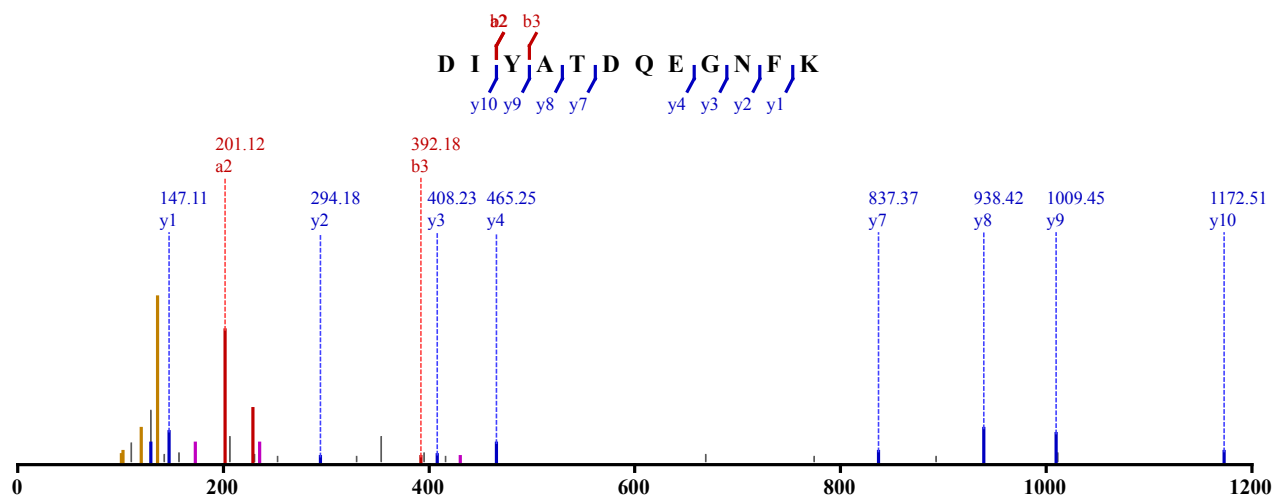
Charge: 2, Exp. m/z: 700.820, Calc. m/z: 700.822

Data File: HeLa_LysC_pH4_HCD_1, Scans: 26946 - 26946

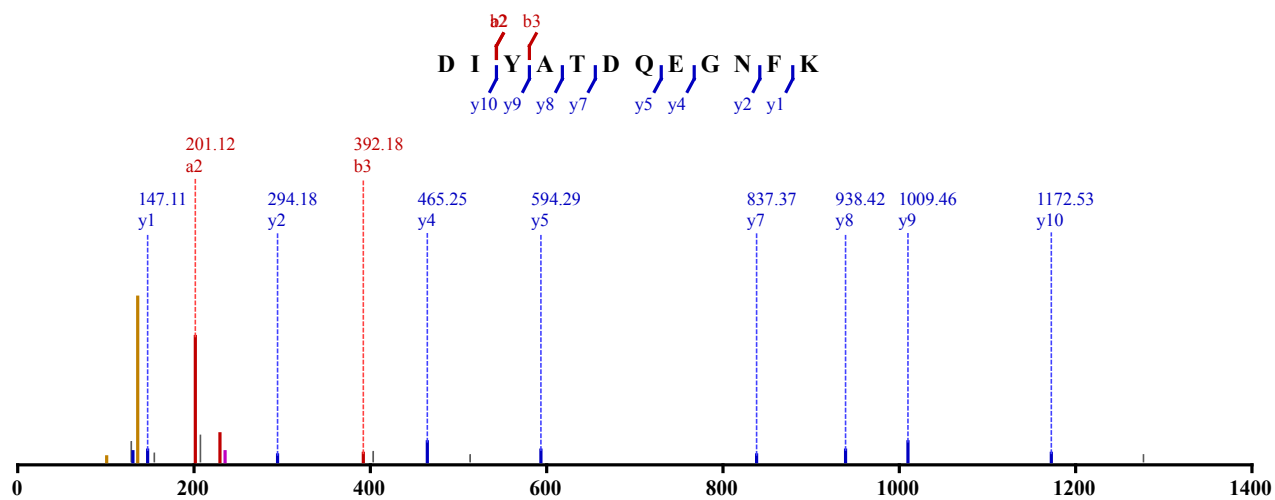


Not Modified

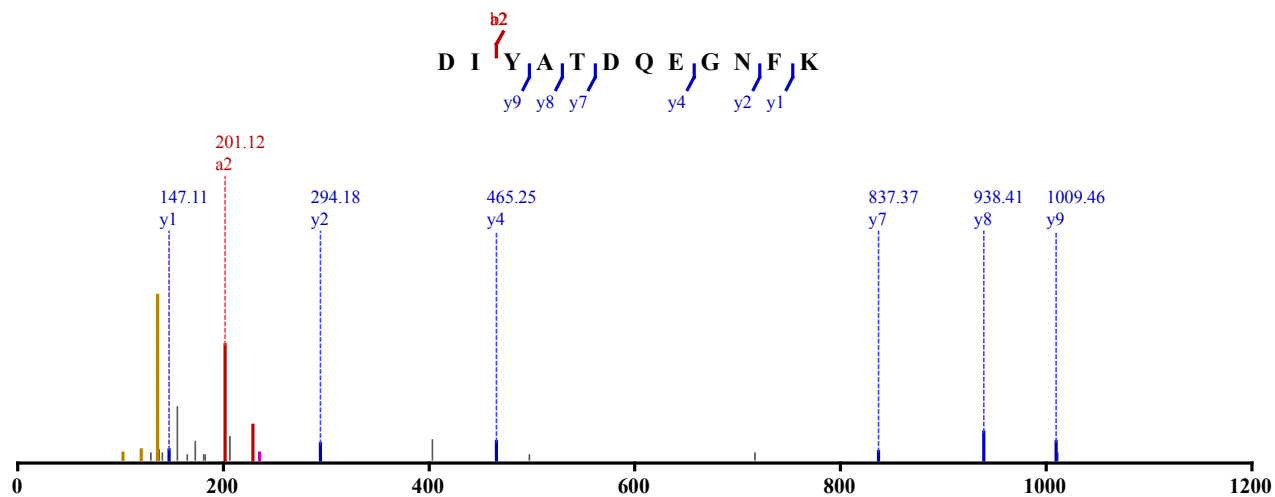
Identified in MSS485 with qvalue 0.00
 Charge: 2, Exp. m/z: 700.820, Calc. m/z: 700.822
 Data File: HeLa_LysC_pH4_HCD_1, Scans: 27036 - 27036



Not Modified
 Identified in MSS485 with qvalue 0.00
 Charge: 2, Exp. m/z: 700.821, Calc. m/z: 700.822
 Data File: HeLa_LysC_pH4_HCD_2, Scans: 25433 - 25433



Not Modified
 Identified in MSS485 with qvalue 0.00
 Charge: 2, Exp. m/z: 700.819, Calc. m/z: 700.822
 Data File: HeLa_LysC_pH4_HCD_3, Scans: 25923 - 25923

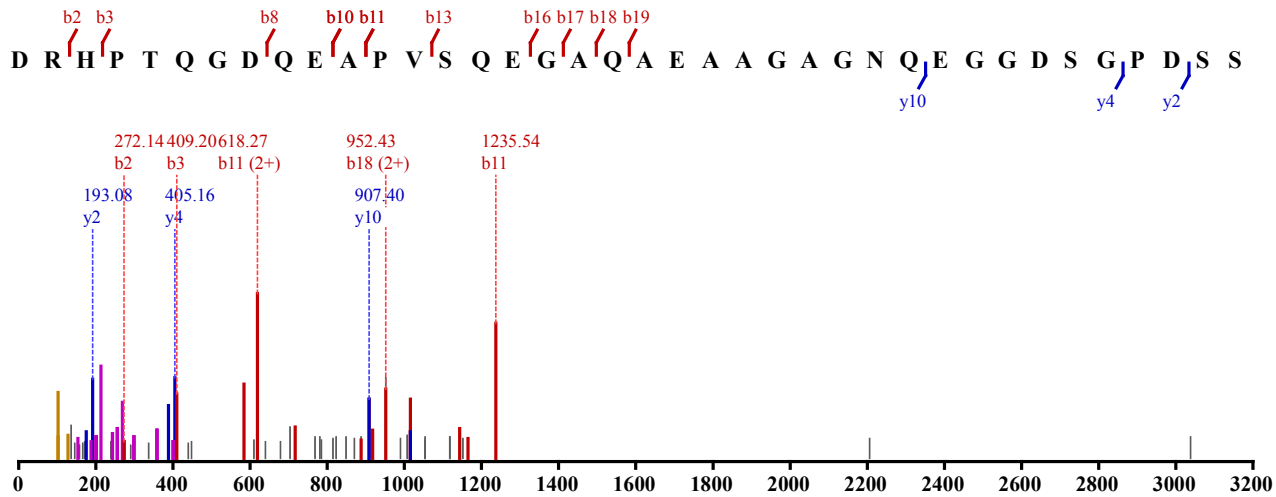


Not Modified

Identified in MSS479 with qvalue 0.00

Charge: 4, Exp. m/z: 927.647, Calc. m/z: 927.647

Data File: HeLa_AspN_pH3_HCD_1, Scans: 17846 - 17846

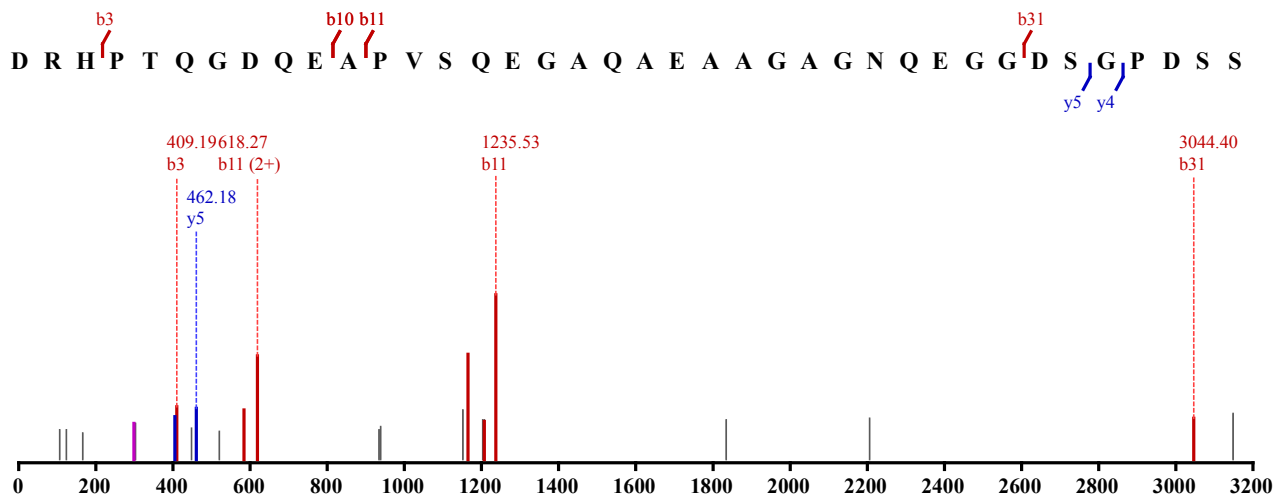


Not Modified

Identified in MSS479 with qvalue 0.00

Charge: 3, Exp. m/z: 1236.530, Calc. m/z: 1236.527

Data File: HeLa_AspN_pH3_HCD_1, Scans: 17854 - 17854

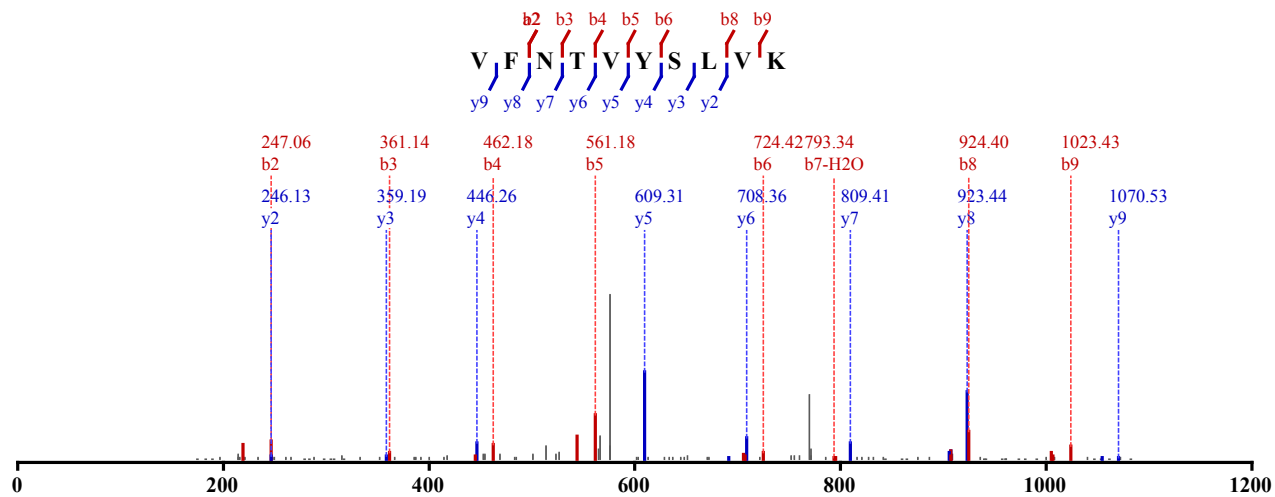


Not Modified

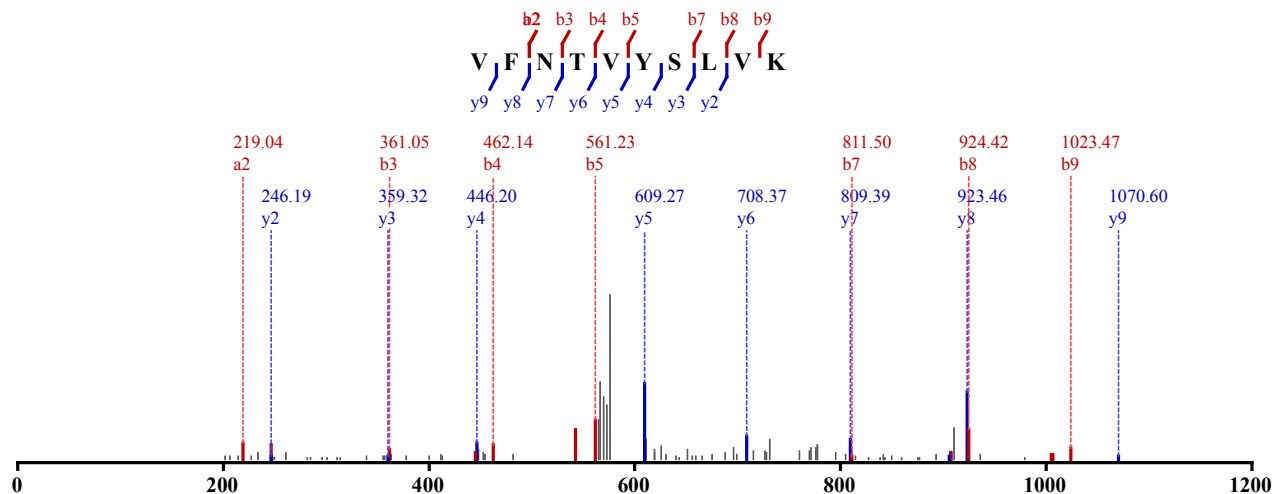
Identified in MSS481 with qvalue 0.00

Charge: 2, Exp. m/z: 585.332, Calc. m/z: 585.332

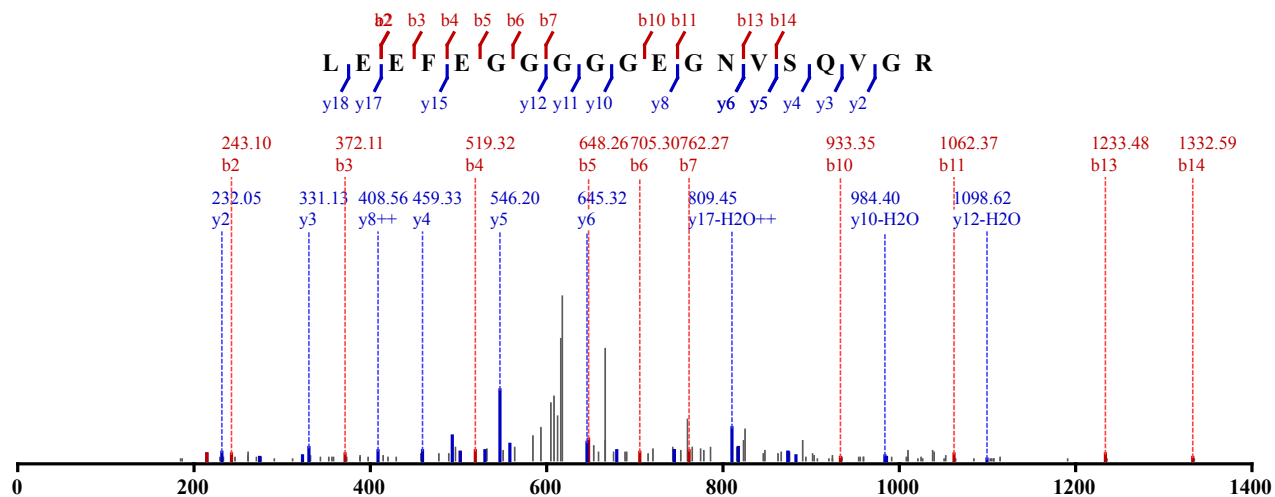
Data File: HeLa_LysC_pH5_CID_3xload_3, Scans: 30122 - 30122



Not Modified
 Identified in MSS481 with qvalue 0.00
 Charge: 2, Exp. m/z: 585.333, Calc. m/z: 585.332
 Data File: HeLa_LysC_pH4_CID_3xload_3, Scans: 26731 - 26731

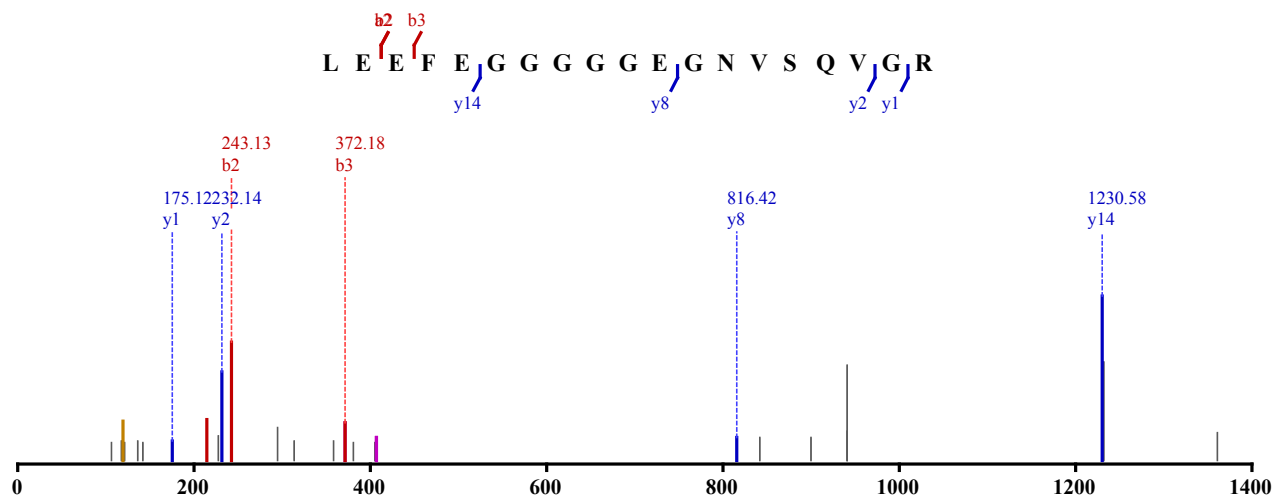


Not Modified
 Identified in MSS480 with qvalue 0.00
 Charge: 3, Exp. m/z: 626.625, Calc. m/z: 626.624
 Data File: HeLa_try_pH4_CID_3xload_2, Scans: 20458 - 20458



Not Modified
 Identified in MSS484 with qvalue 0.00
 Charge: 2, Exp. m/z: 939.435, Calc. m/z: 939.437

Data File: HeLa_Try_pH4_HCD_3, Scans: 26482 - 26482

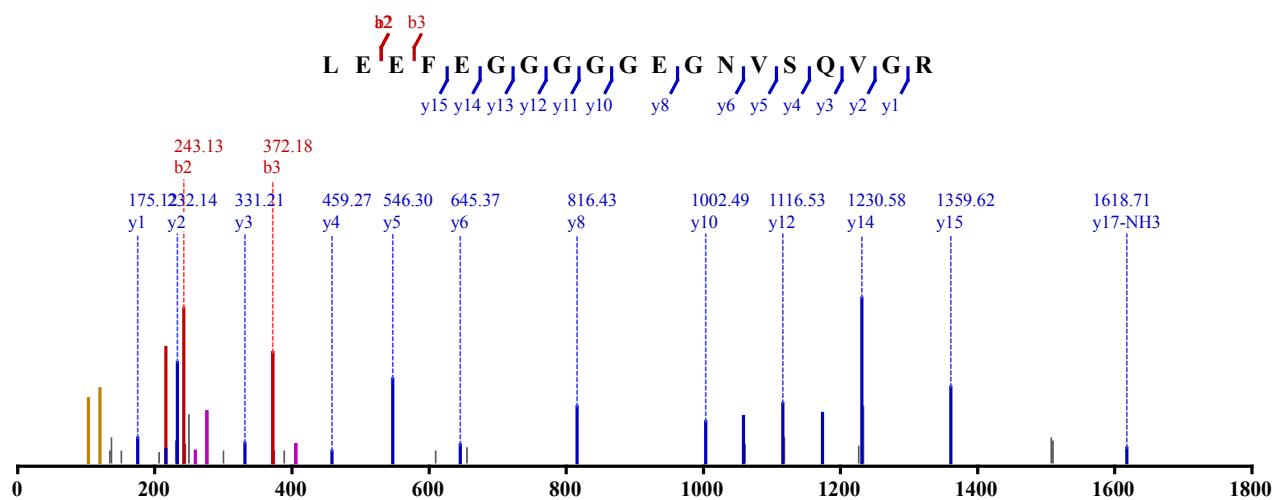


Not Modified

Identified in MSS484 with qvalue 0.00

Charge: 2, Exp. m/z: 939.435, Calc. m/z: 939.432

Data File: HeLa_Try_pH4_HCD_1, Scans: 32382 - 32382

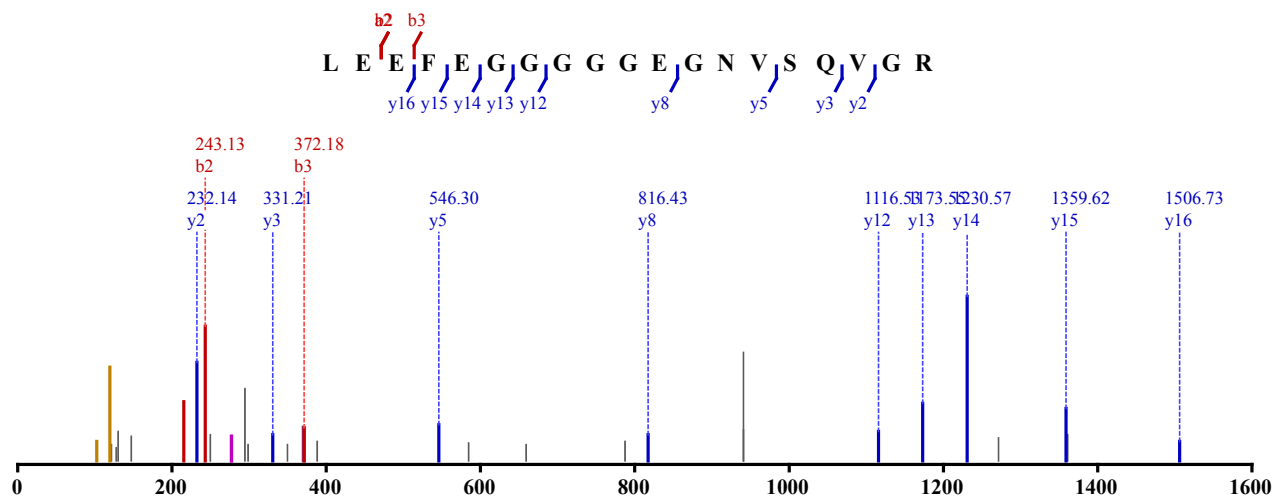


Not Modified

Identified in MSS484 with qvalue 0.00

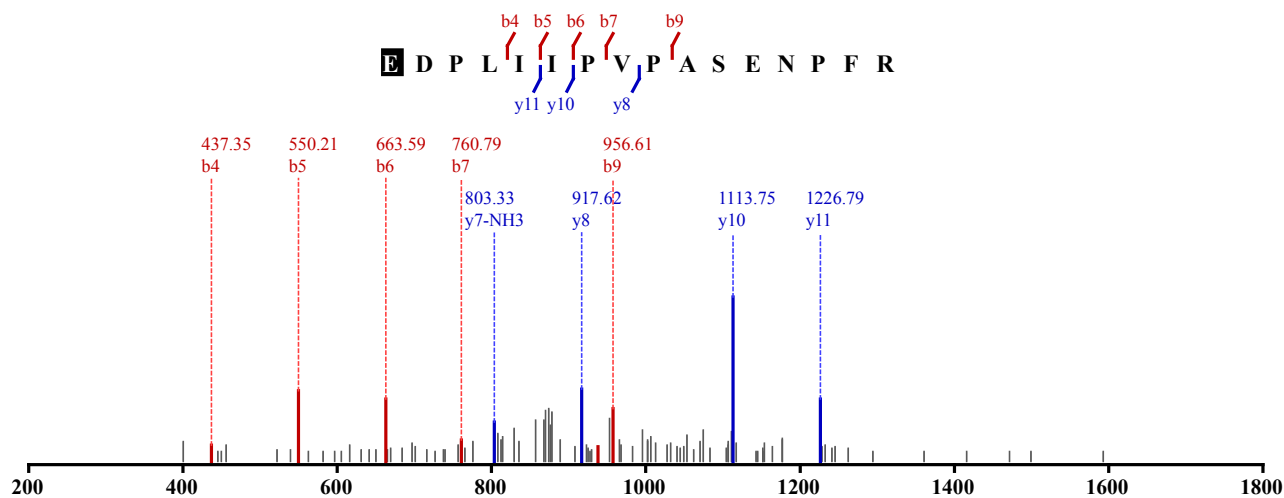
Charge: 2, Exp. m/z: 939.437, Calc. m/z: 939.432

Data File: HeLa_Try_pH4_HCD_2, Scans: 27073 - 27073

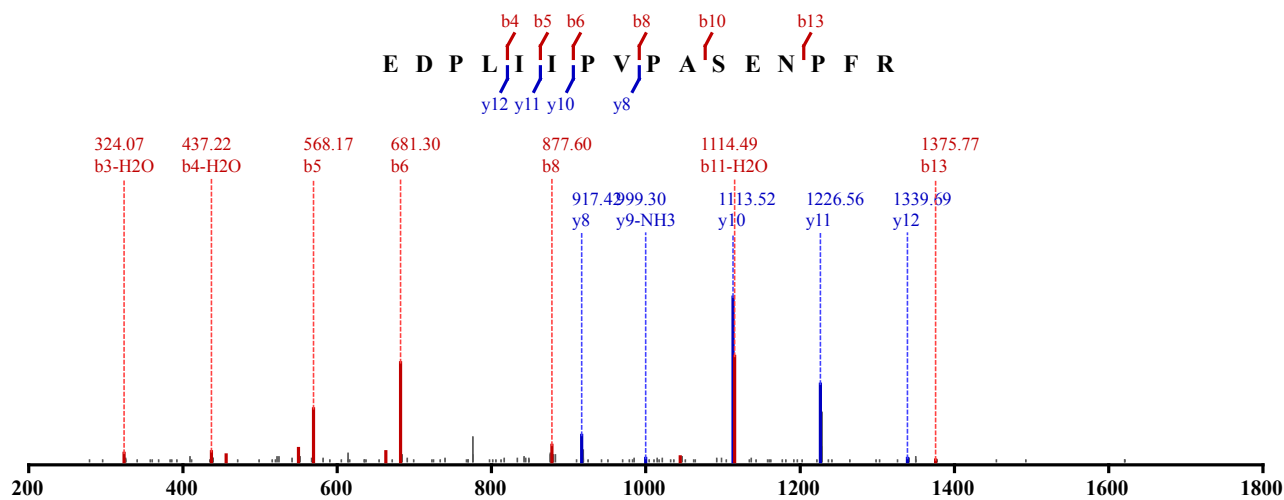


1 x Glu->pyro-Glu (N-term E)

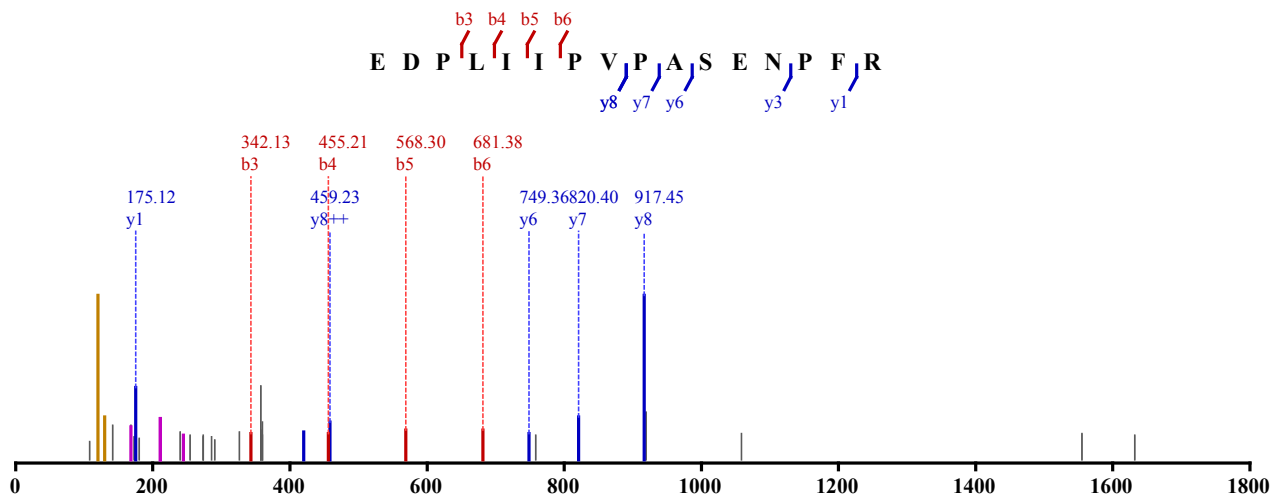
Identified in MSS480 with qvalue 0.01
 Charge: 2, Exp. m/z: 888.471, Calc. m/z: 888.472
 Data File: HeLa_try_pH3_CID_3xload, Scans: 56951 - 56951



Not Modified
 Identified in MSS480 with qvalue 0.00
 Charge: 2, Exp. m/z: 897.477, Calc. m/z: 897.477
 Data File: HeLa_try_pH3_CID_3xload_3, Scans: 51288 - 51288



Not Modified
 Identified in MSS484 with qvalue 0.00
 Charge: 3, Exp. m/z: 598.653, Calc. m/z: 598.654
 Data File: HeLa_Try_pH3_HCD_1, Scans: 57695 - 57695

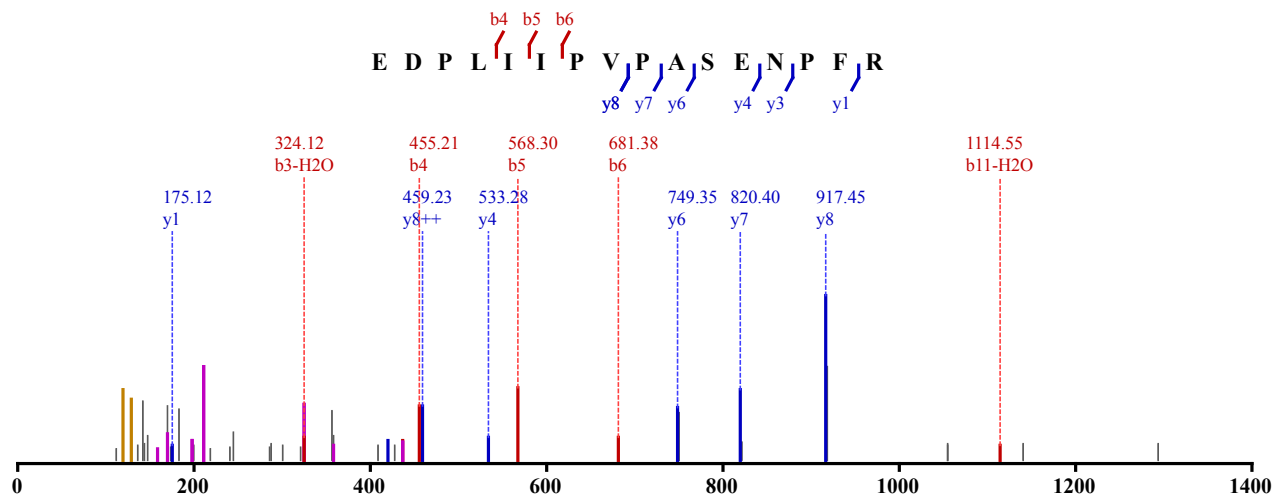


Not Modified

Identified in MSS484 with qvalue 0.00

Charge: 3, Exp. m/z: 598.653, Calc. m/z: 598.654

Data File: HeLa_Try_pH3_HCD_2, Scans: 57428 - 57428

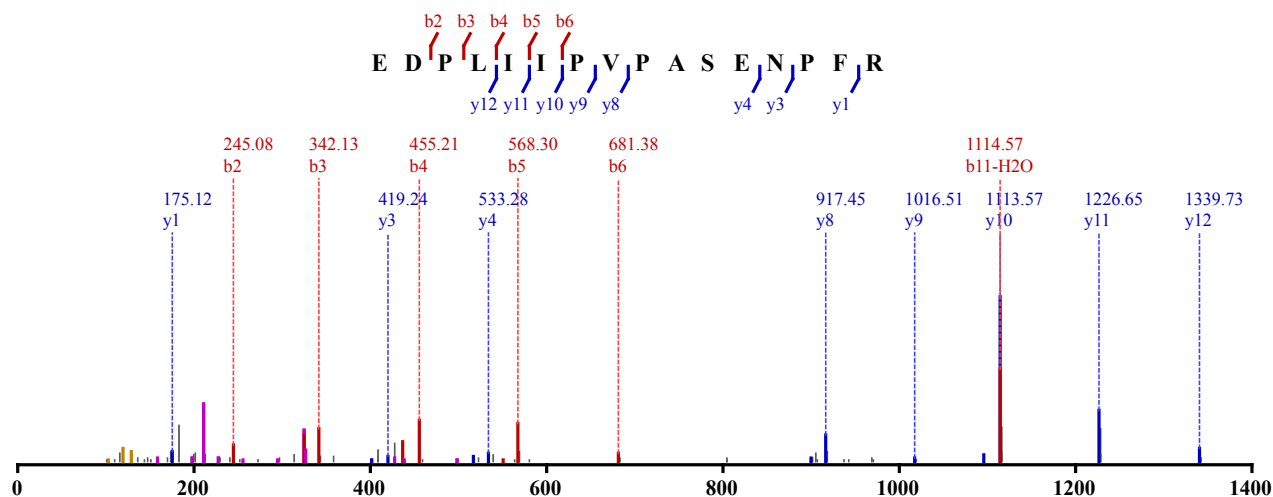


Not Modified

Identified in MSS484 with qvalue 0.00

Charge: 2, Exp. m/z: 897.475, Calc. m/z: 897.477

Data File: HeLa_Try_pH3_HCD_1, Scans: 57712 - 57712

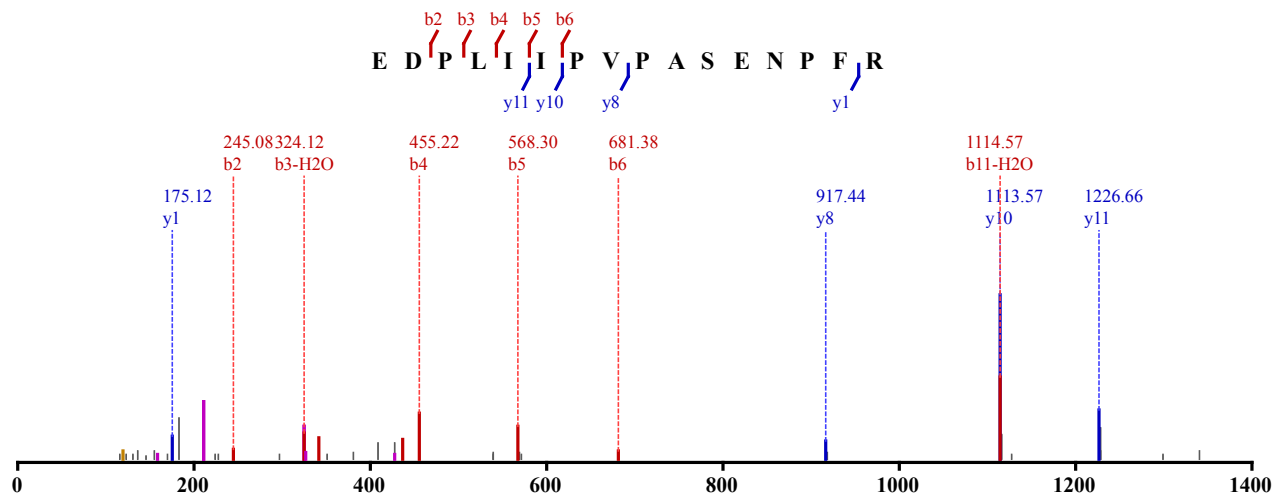


Not Modified

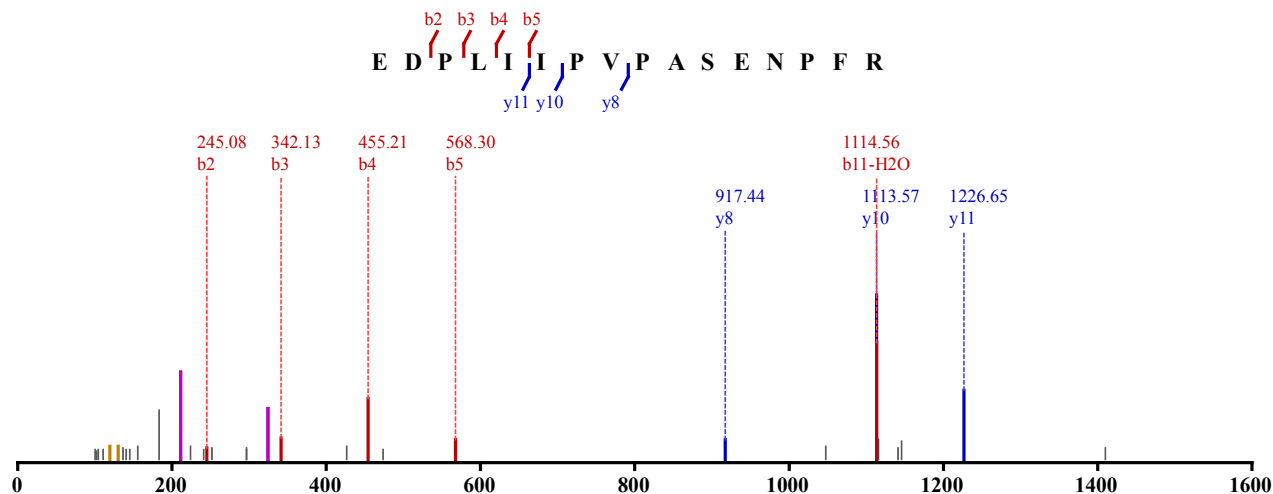
Identified in MSS484 with qvalue 0.00

Charge: 2, Exp. m/z: 897.478, Calc. m/z: 897.477

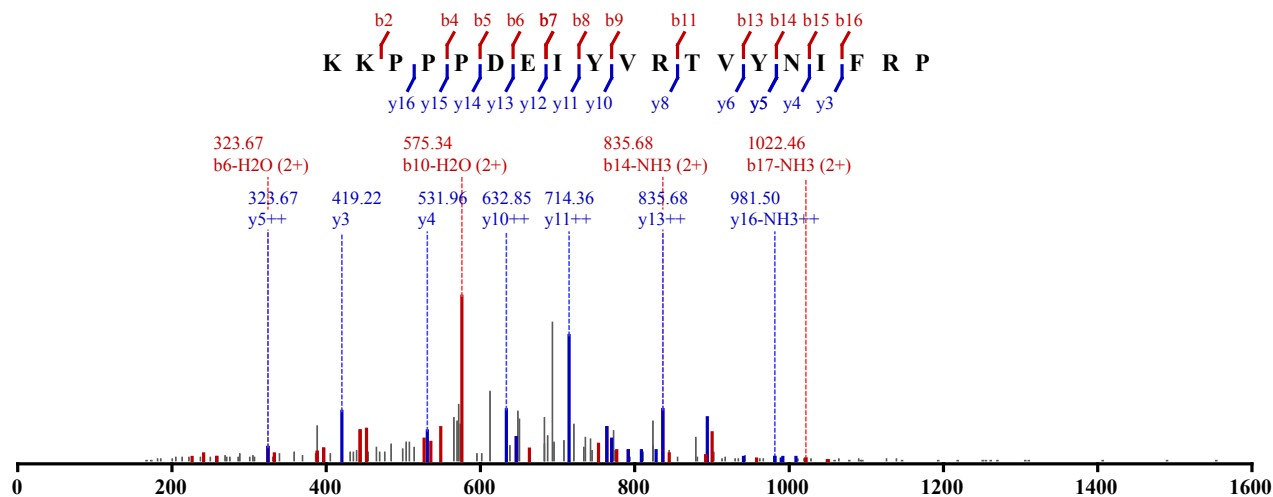
Data File: HeLa_Try_pH3_HCD_2, Scans: 57409 - 57409



Not Modified
 Identified in MSS484 with qvalue 0.00
 Charge: 2, Exp. m/z: 897.475, Calc. m/z: 897.477
 Data File: HeLa_Try_pH3_HCD_3, Scans: 55428 - 55428

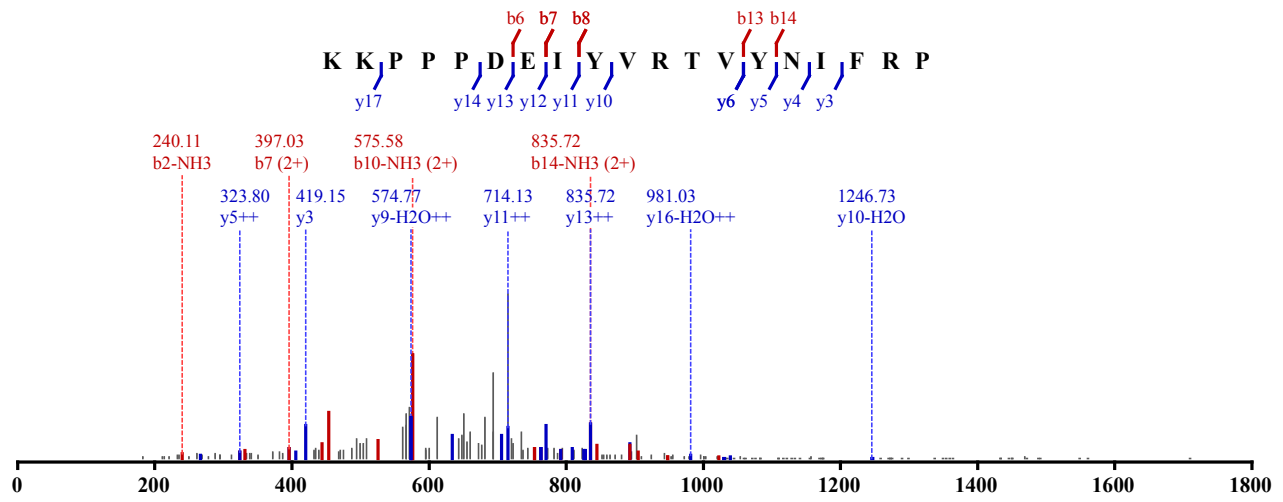


Not Modified
 Identified in MSS481 with qvalue 0.00
 Charge: 4, Exp. m/z: 583.827, Calc. m/z: 583.825
 Data File: HeLa_LysC_80pcACN_CID_3xload_3, Scans: 34094 - 34094



Not Modified
 Identified in MSS481 with qvalue 0.00
 Charge: 4, Exp. m/z: 584.076, Calc. m/z: 583.825

Data File: HeLa_LysC_80pcACN_CID_3xload, Scans: 32760 - 32760

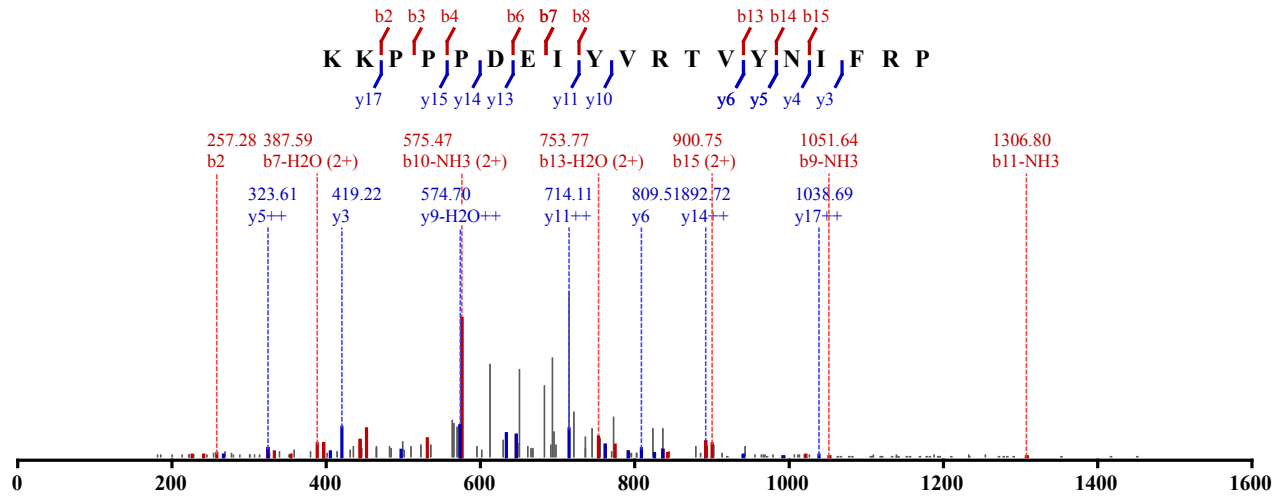


Not Modified

Identified in MSS481 with qvalue 0.00

Charge: 4, Exp. m/z: 583.558, Calc. m/z: 583.825

Data File: HeLa_LysC_80pcACN_CID_3xload_3, Scans: 34154 - 34154

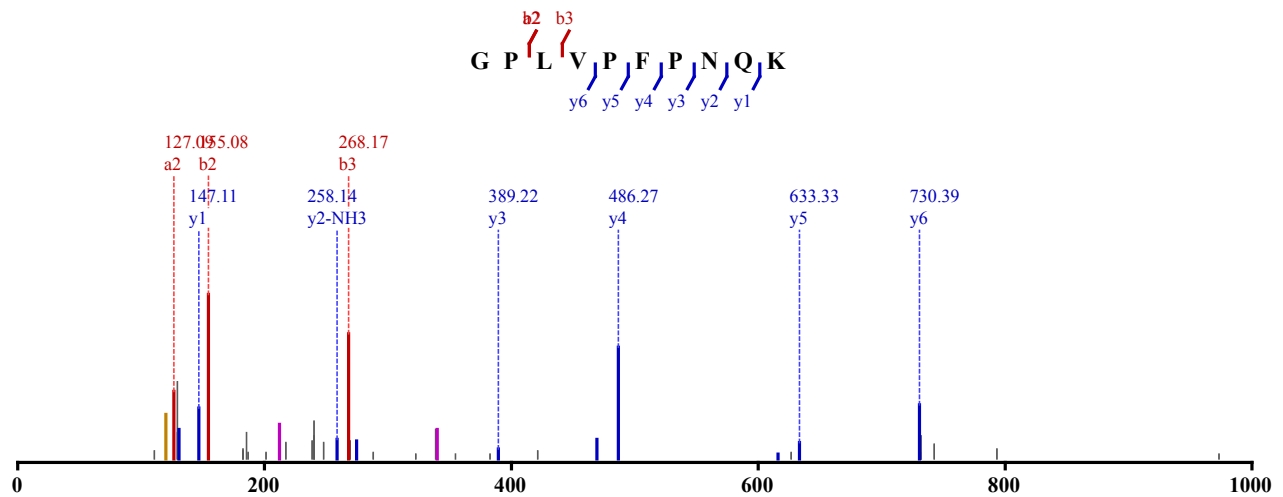


Not Modified

Identified in MSS485 with qvalue 0.00

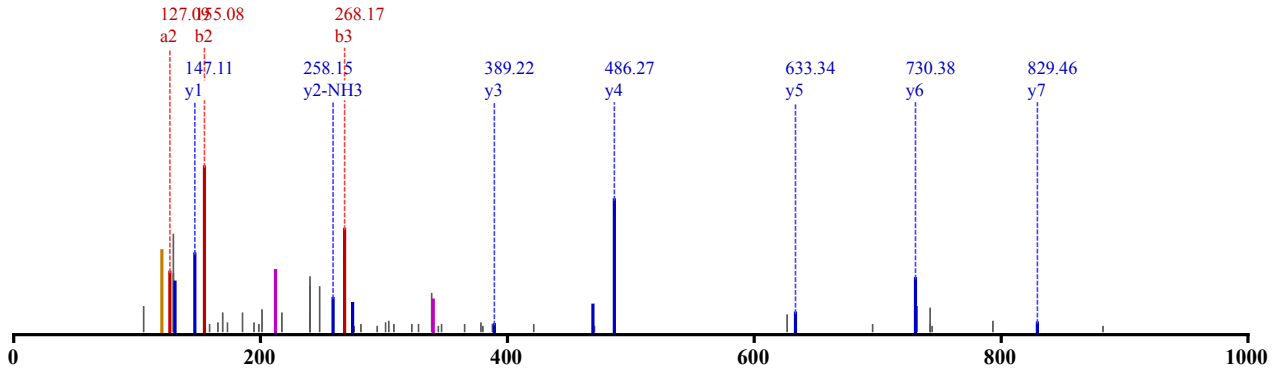
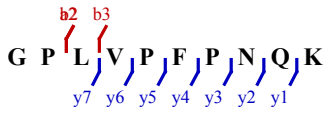
Charge: 2, Exp. m/z: 548.812, Calc. m/z: 548.812

Data File: HeLa_LysC_pH11_HCD_2, Scans: 40579 - 40579

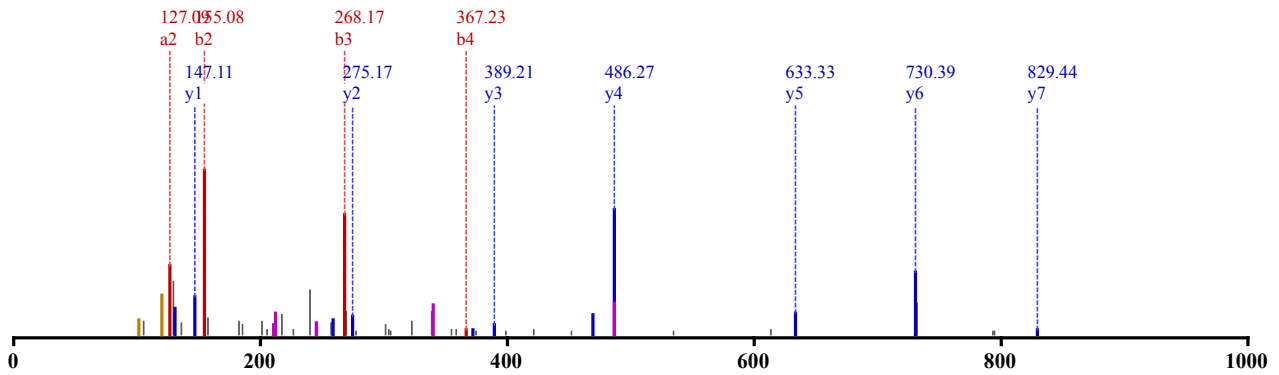
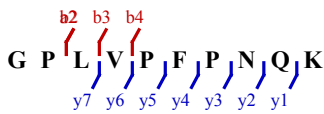


Not Modified

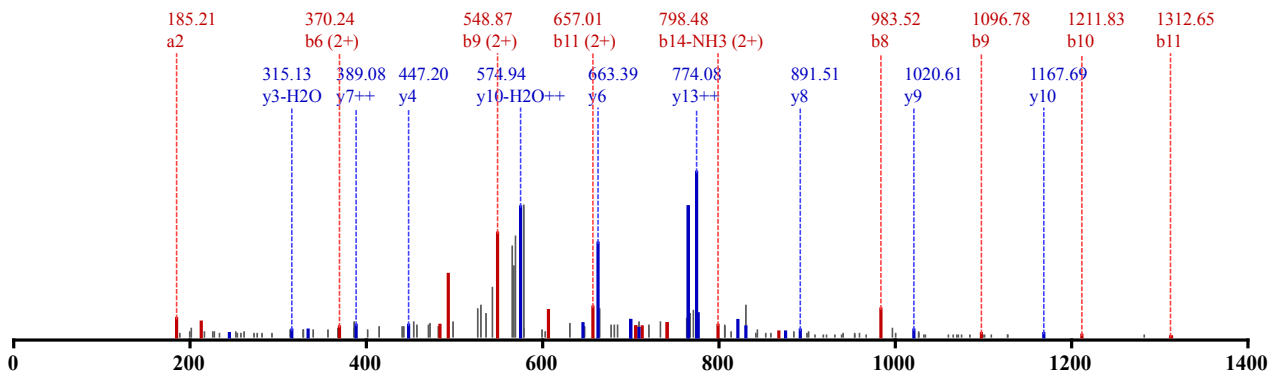
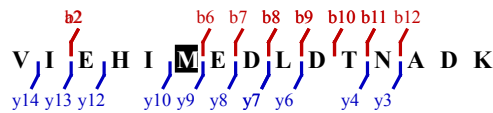
Identified in MSS485 with qvalue 0.00
 Charge: 2, Exp. m/z: 548.812, Calc. m/z: 548.812
 Data File: HeLa_LysC_pH11_HCD_3, Scans: 39633 - 39633

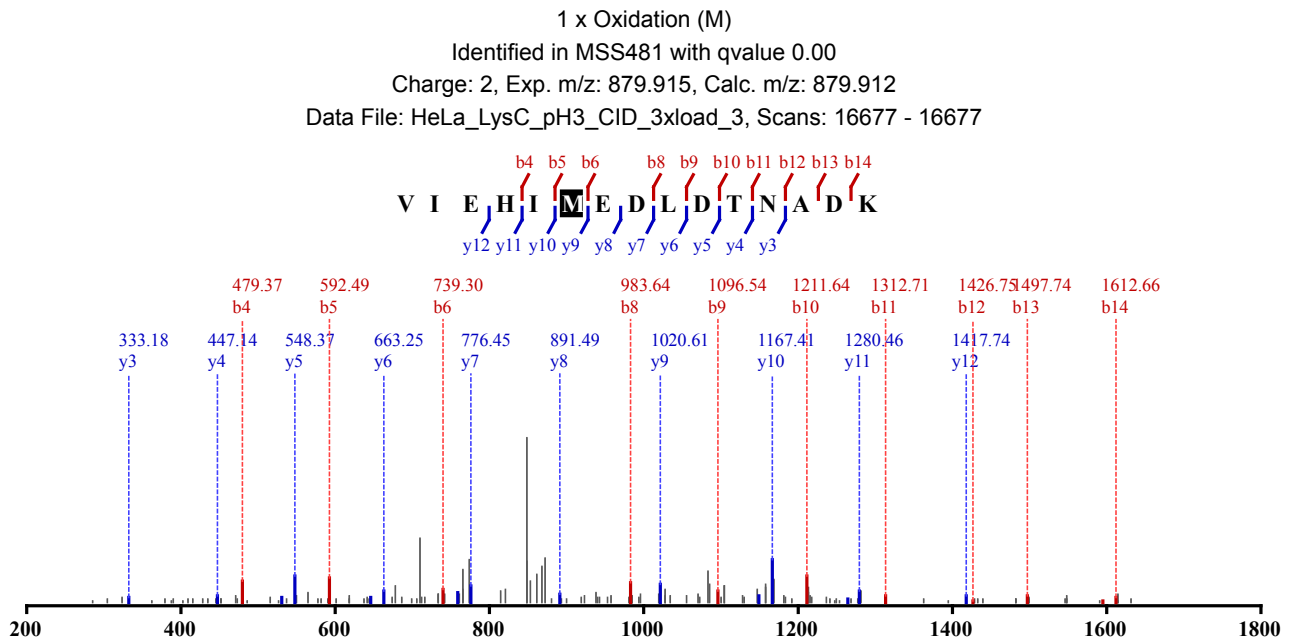
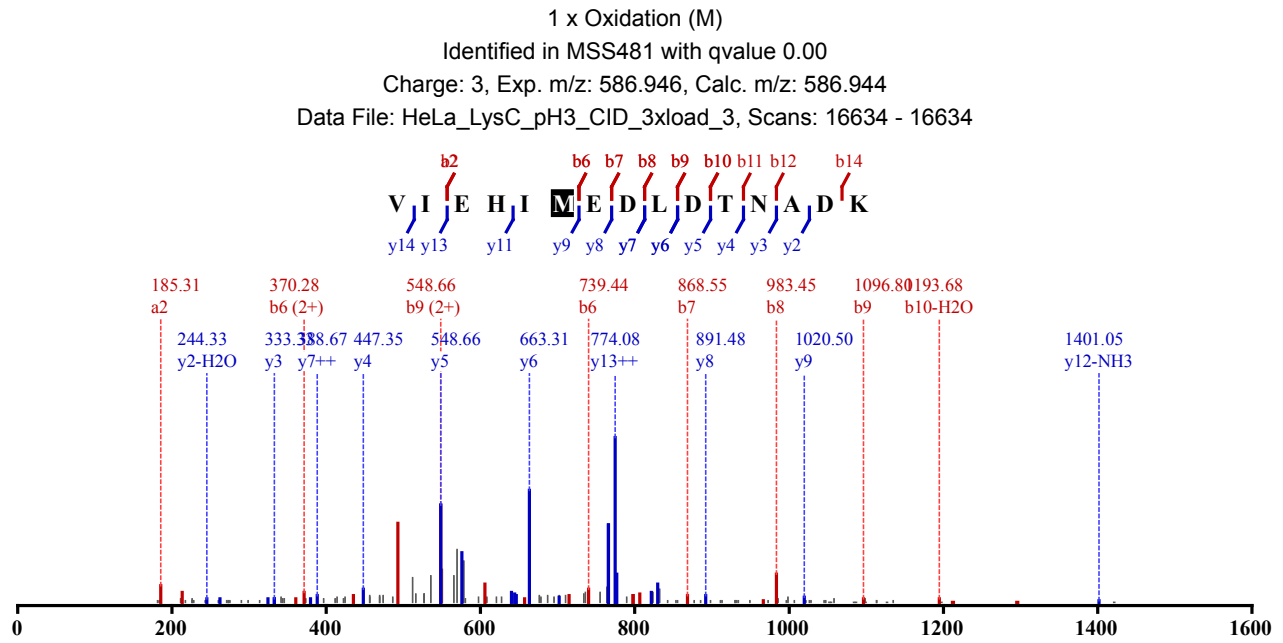


Not Modified
 Identified in MSS485 with qvalue 0.00
 Charge: 2, Exp. m/z: 548.812, Calc. m/z: 548.812
 Data File: HeLa_LysC_pH11_HCD_3, Scans: 39533 - 39533

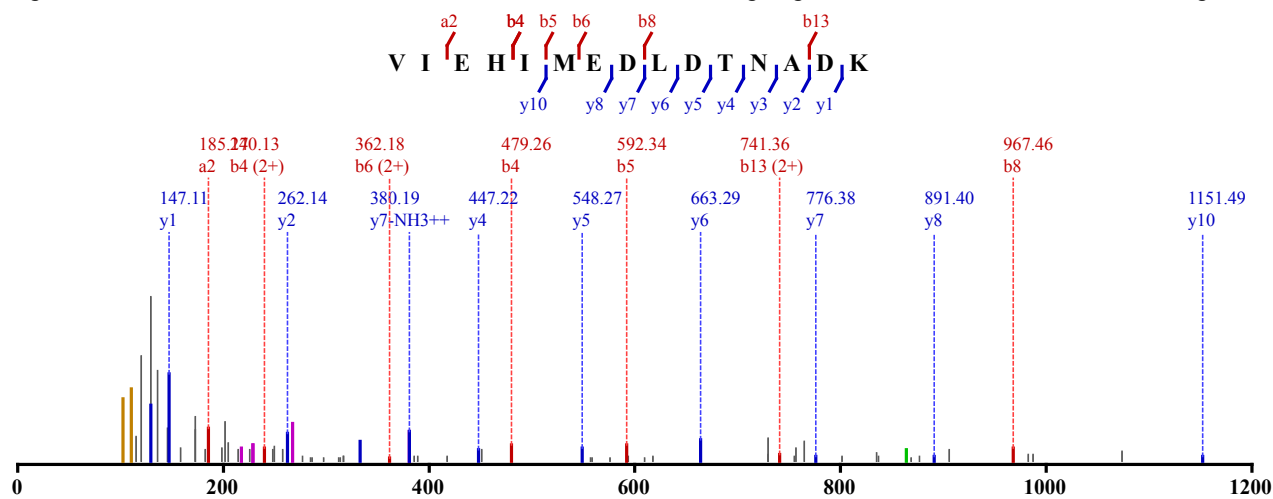


1 x Oxidation (M)
 Identified in MSS481 with qvalue 0.00
 Charge: 3, Exp. m/z: 586.946, Calc. m/z: 586.944
 Data File: HeLa_LysC_pH3_CID_3xload_2, Scans: 15053 - 15053





Not Modified
 Identified in MSS485 with qvalue 0.00
 Charge: 3, Exp. m/z: 581.610, Calc. m/z: 581.614
 Data File: HeLa_LysC_pH3_HCD_2, Scans: 32178 - 32178

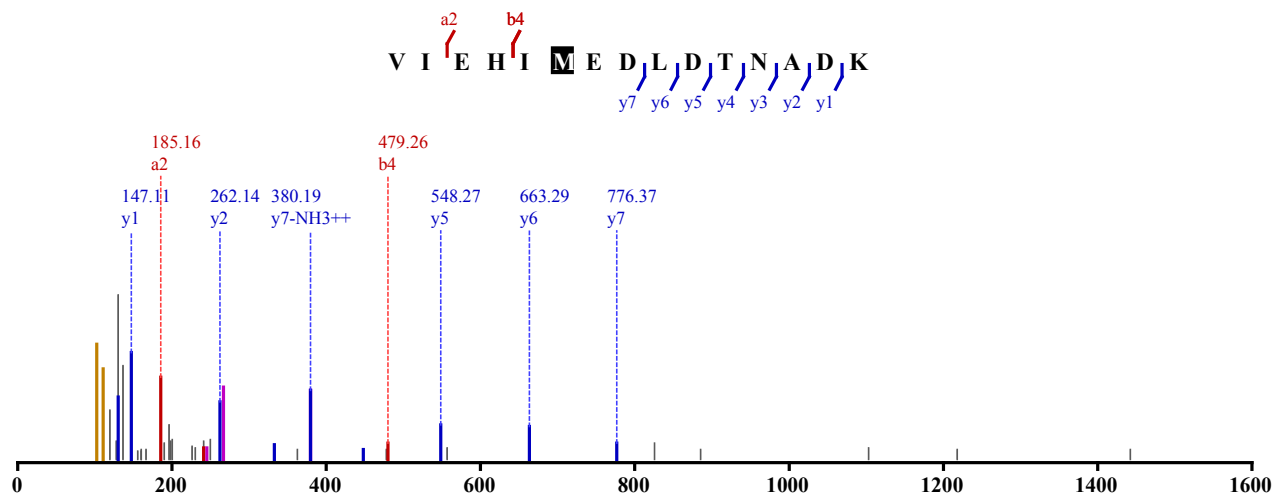


1 x Oxidation (M)

Identified in MSS485 with qvalue 0.00

Charge: 3, Exp. m/z: 586.946, Calc. m/z: 586.944

Data File: HeLa_LysC_pH3_HCD_2, Scans: 23646 - 23646

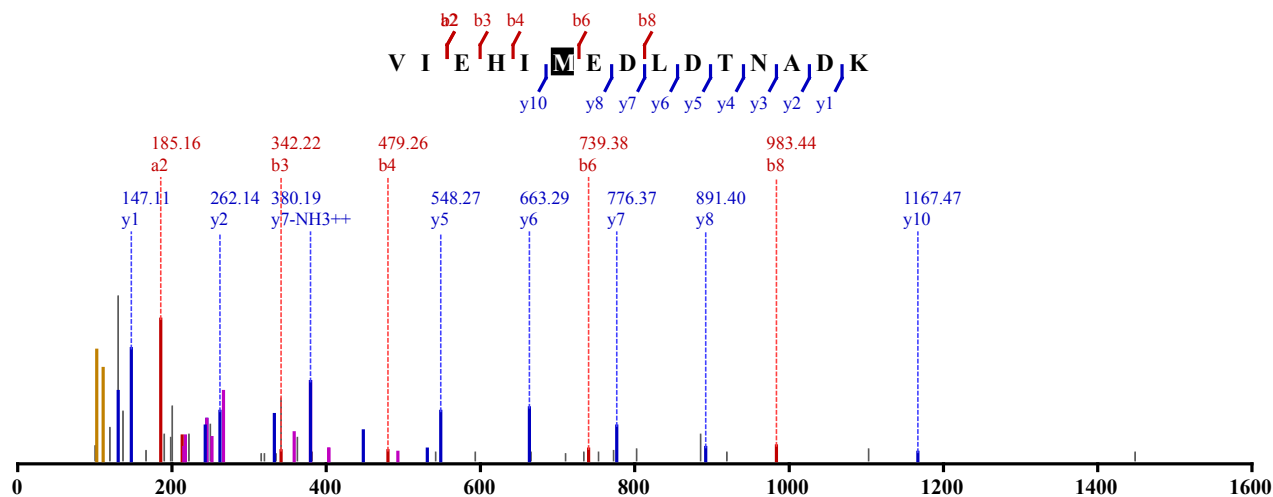


1 x Oxidation (M)

Identified in MSS485 with qvalue 0.00

Charge: 3, Exp. m/z: 586.946, Calc. m/z: 586.944

Data File: HeLa_LysC_pH3_HCD_2, Scans: 23878 - 23878

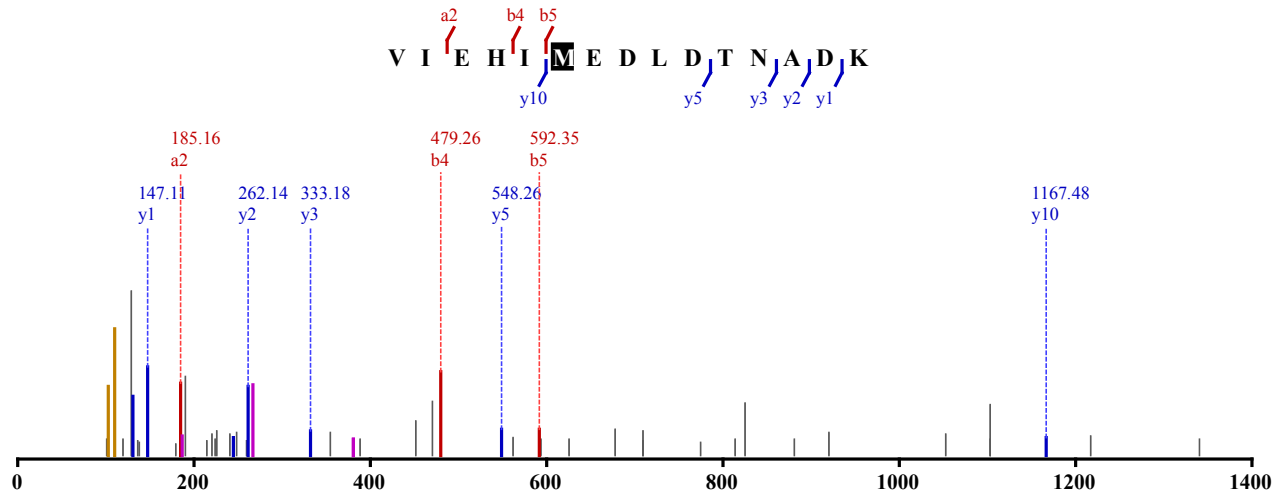


1 x Oxidation (M)

Identified in MSS485 with qvalue 0.00

Charge: 2, Exp. m/z: 879.914, Calc. m/z: 879.912

Data File: HeLa_LysC_pH3_HCD_1, Scans: 28032 - 28032

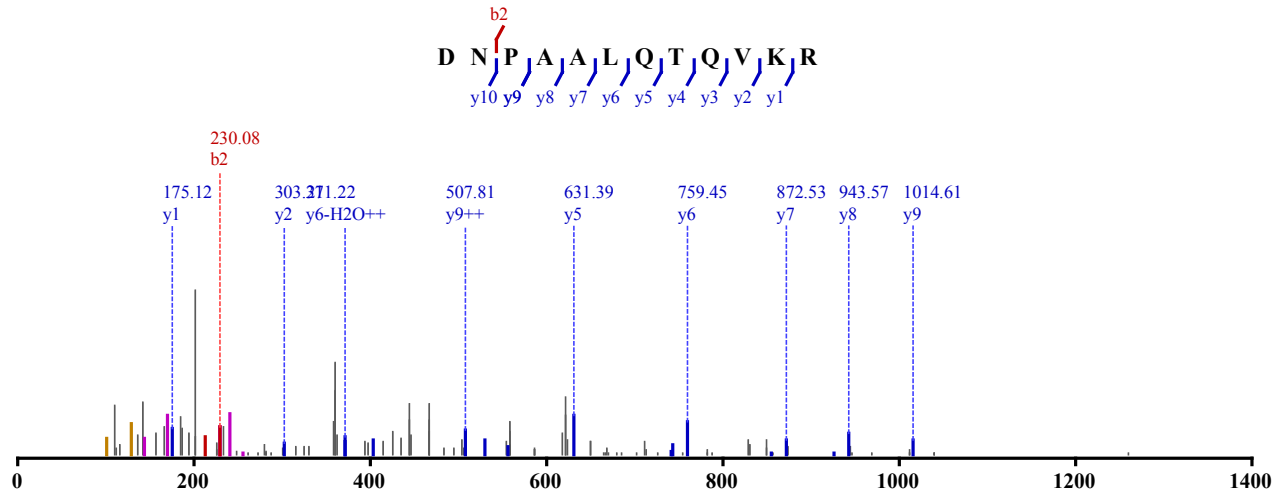


Not Modified

Identified in MSS479 with qvalue 0.00

Charge: 3, Exp. m/z: 447.581, Calc. m/z: 447.581

Data File: HeLa_AspN_pH11_HCD_1, Scans: 15990 - 15990

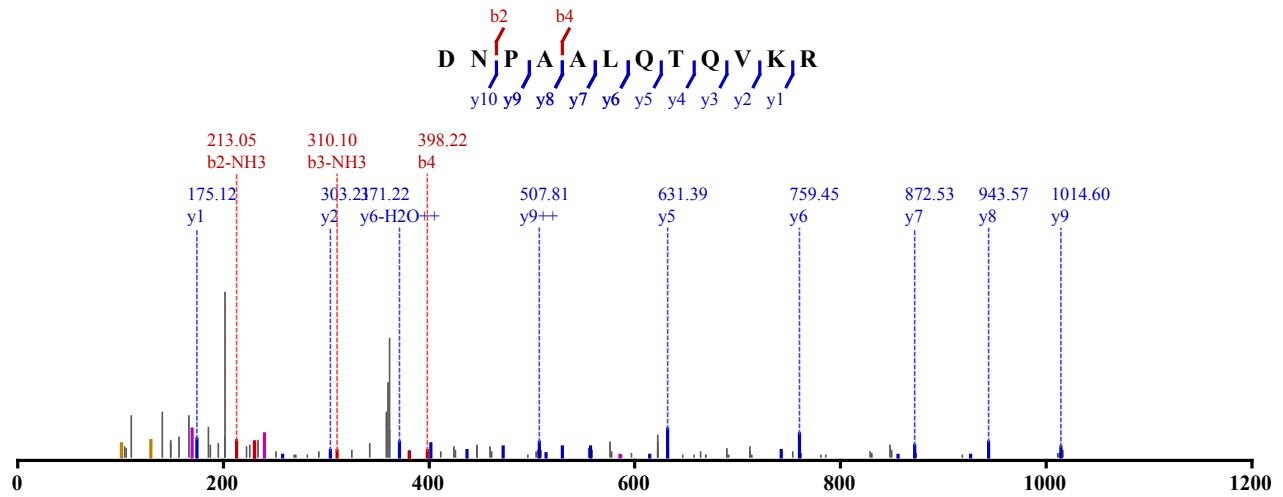


Not Modified

Identified in MSS479 with qvalue 0.00

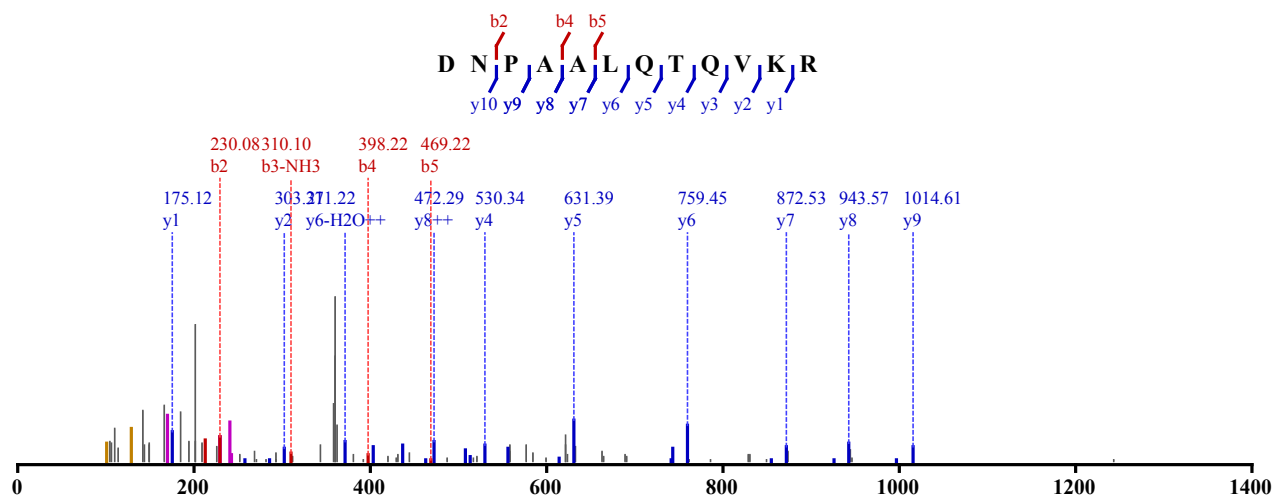
Charge: 3, Exp. m/z: 447.581, Calc. m/z: 447.581

Data File: HeLa_AspN_pH11_HCD_2, Scans: 14762 - 14762

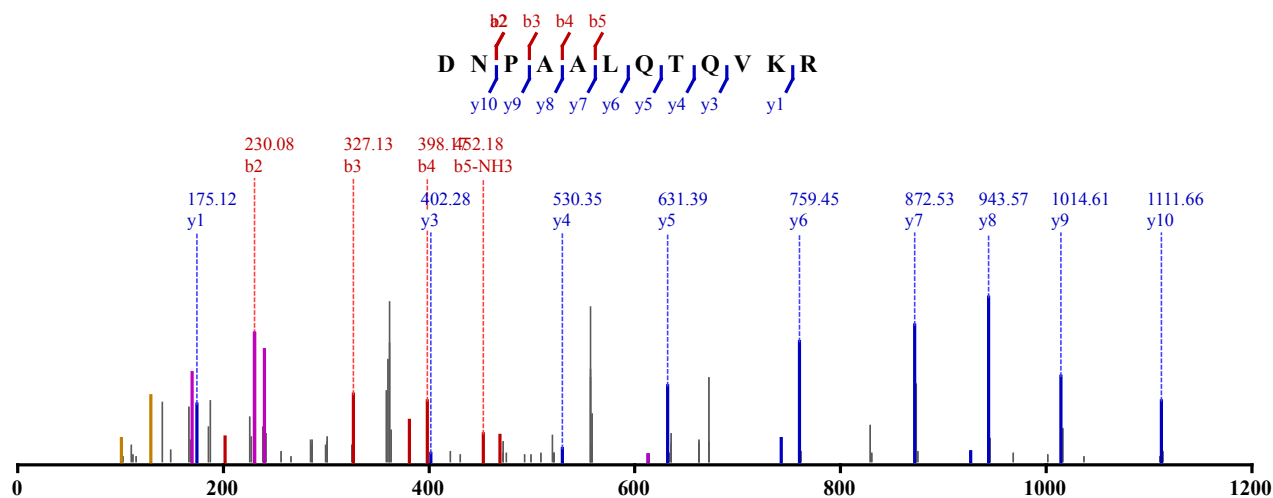


Not Modified

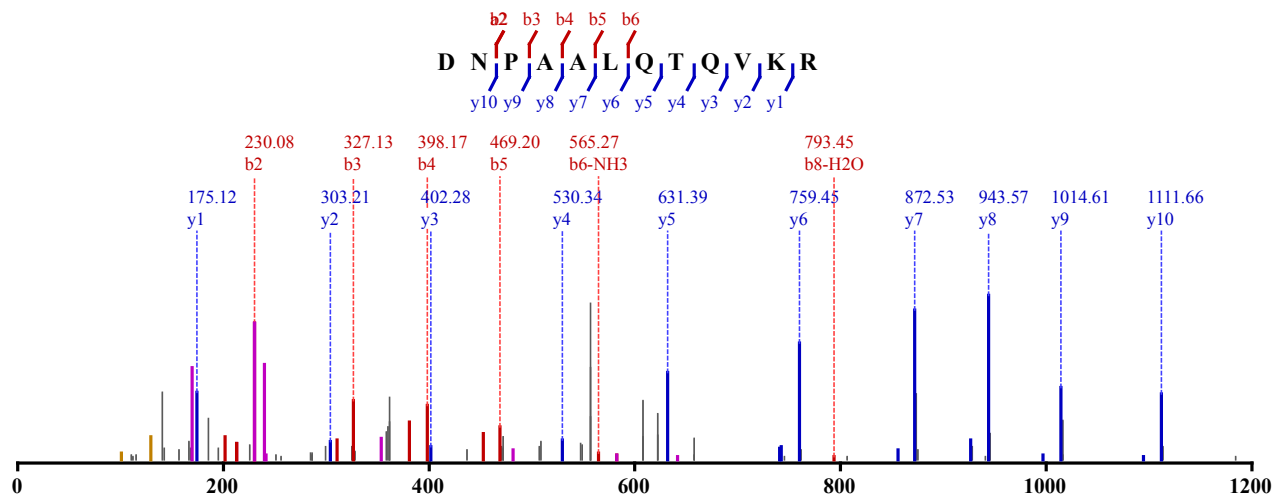
Identified in MSS479 with qvalue 0.00
 Charge: 3, Exp. m/z: 447.580, Calc. m/z: 447.581
 Data File: HeLa_AspN_pH11_HCD_3, Scans: 14374 - 14374

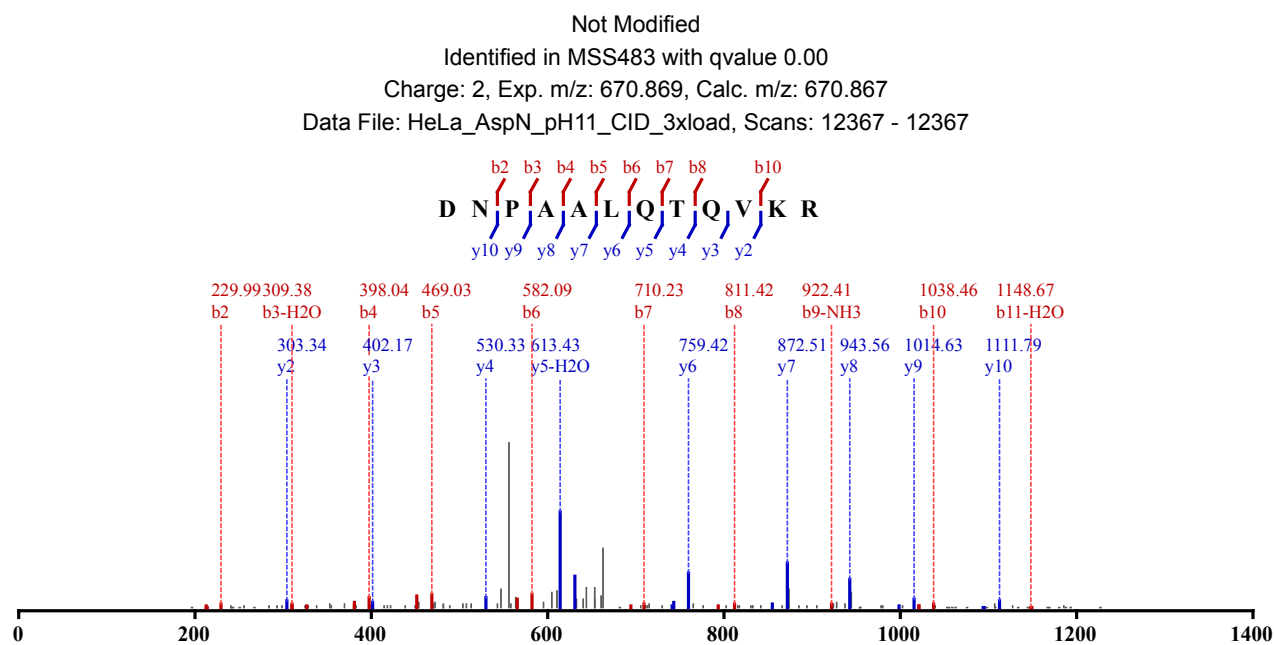
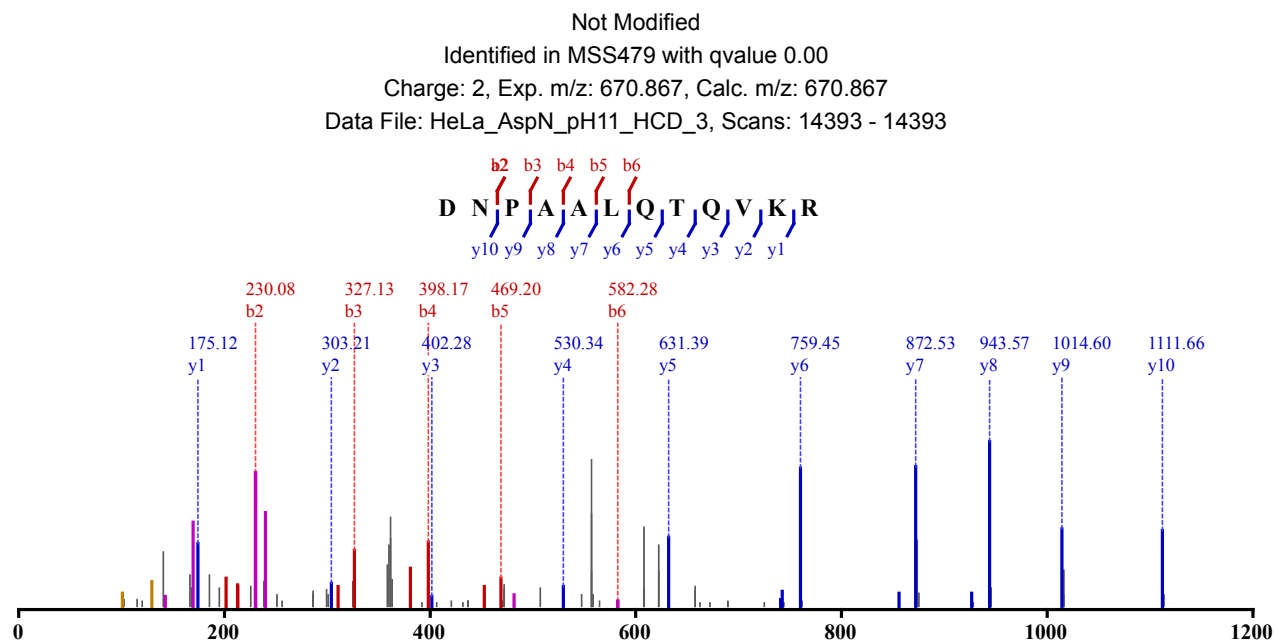


Not Modified
 Identified in MSS479 with qvalue 0.00
 Charge: 2, Exp. m/z: 670.867, Calc. m/z: 670.867
 Data File: HeLa_AspN_pH11_HCD_1, Scans: 15946 - 15946

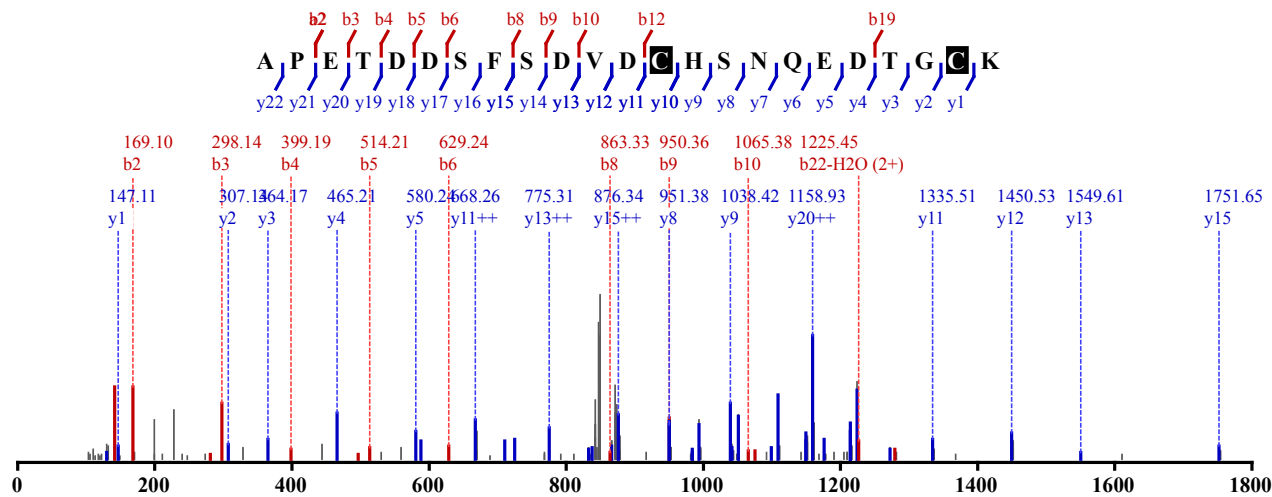


Not Modified
 Identified in MSS479 with qvalue 0.00
 Charge: 2, Exp. m/z: 670.867, Calc. m/z: 670.867
 Data File: HeLa_AspN_pH11_HCD_2, Scans: 14732 - 14732

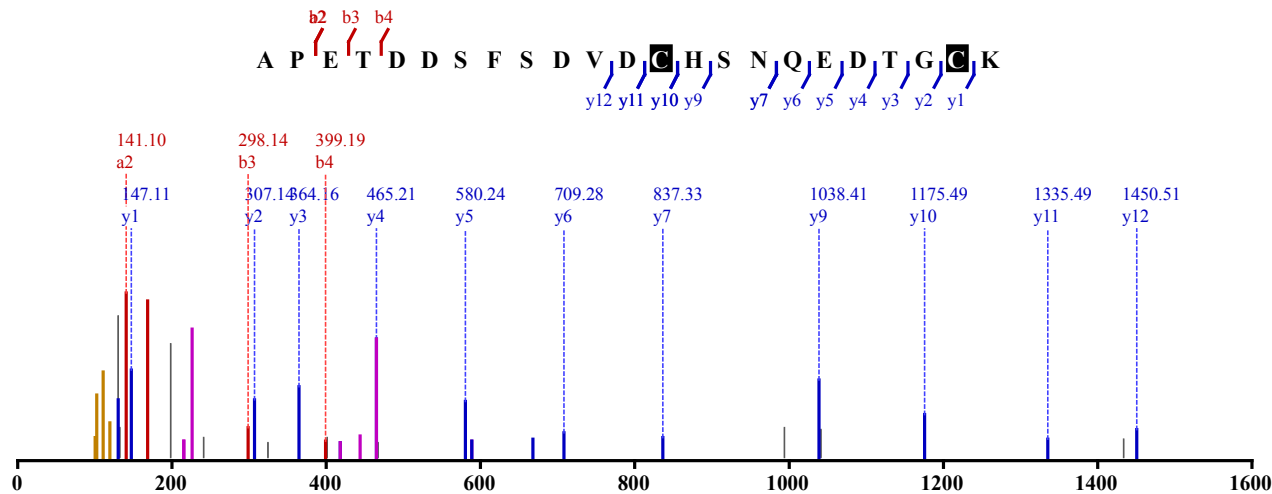




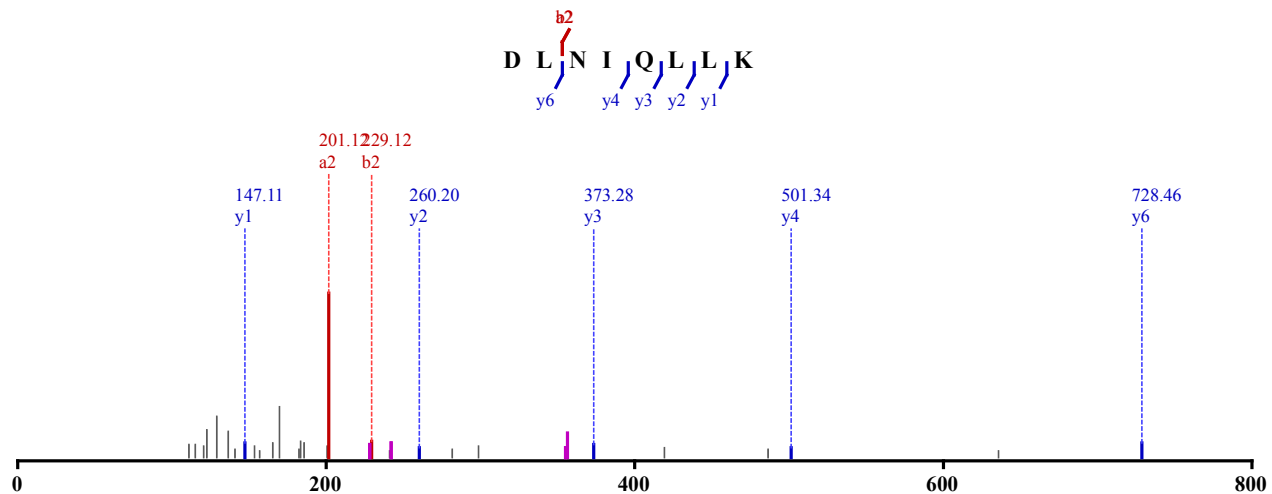
2 x Carbamidomethyl (C)
 Identified in MSS30 with qvalue 0.00
 Charge: 3, Exp. m/z: 871.999, Calc. m/z: 872.004
 Data File: 20100611_Velos1_TaGe_SA_Hela_6, Scans: 5412 - 5412



2 x Carbamidomethyl (C)
 Identified in MSS485 with qvalue 0.00
 Charge: 3, Exp. m/z: 872.000, Calc. m/z: 872.004
 Data File: HeLa_LysC_pH3_HCD_2, Scans: 20320 - 20320

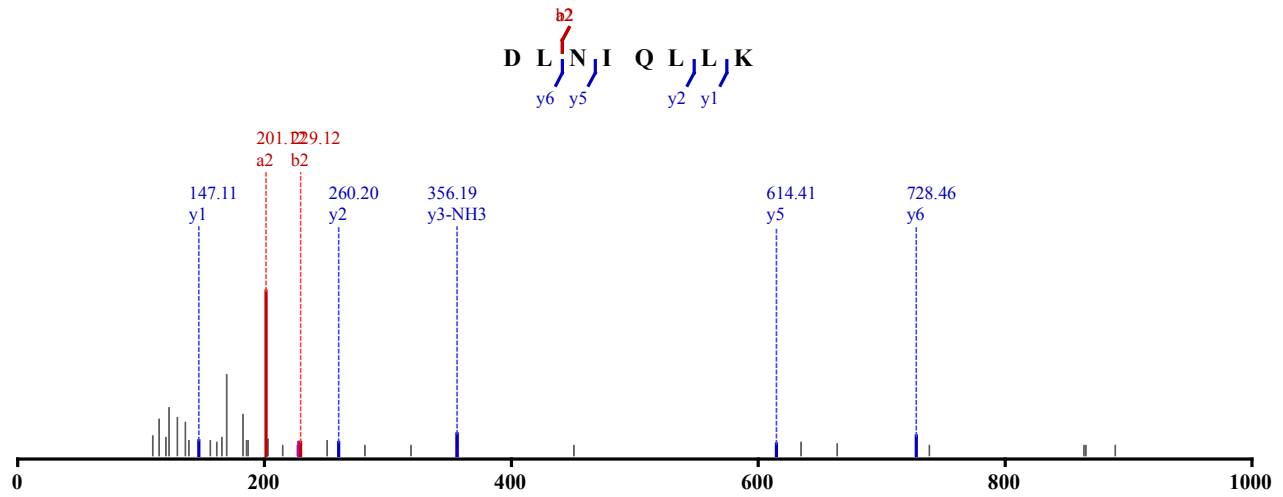


Not Modified
 Identified in MSS479 with qvalue 0.00
 Charge: 2, Exp. m/z: 478.792, Calc. m/z: 478.792
 Data File: HeLa_AspN_pH5_HCD_1, Scans: 35962 - 35962



Not Modified
 Identified in MSS479 with qvalue 0.00
 Charge: 2, Exp. m/z: 478.792, Calc. m/z: 478.792

Data File: HeLa_AspN_pH5_HCD_2, Scans: 35109 - 35109

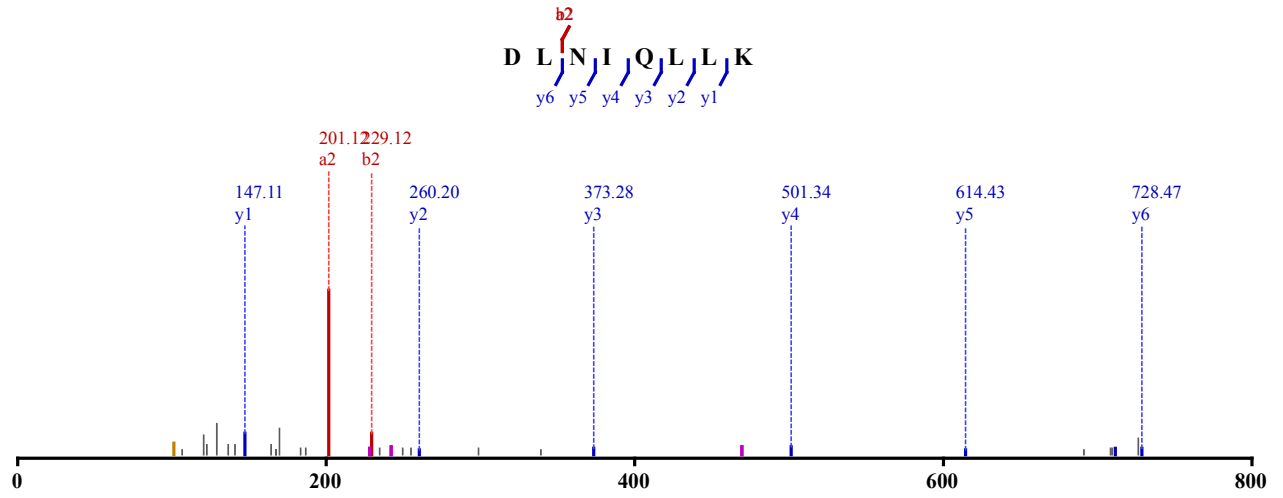


Not Modified

Identified in MSS479 with qvalue 0.00

Charge: 2, Exp. m/z: 478.792, Calc. m/z: 478.792

Data File: HeLa_AspN_pH6_HCD_3, Scans: 37453 - 37453

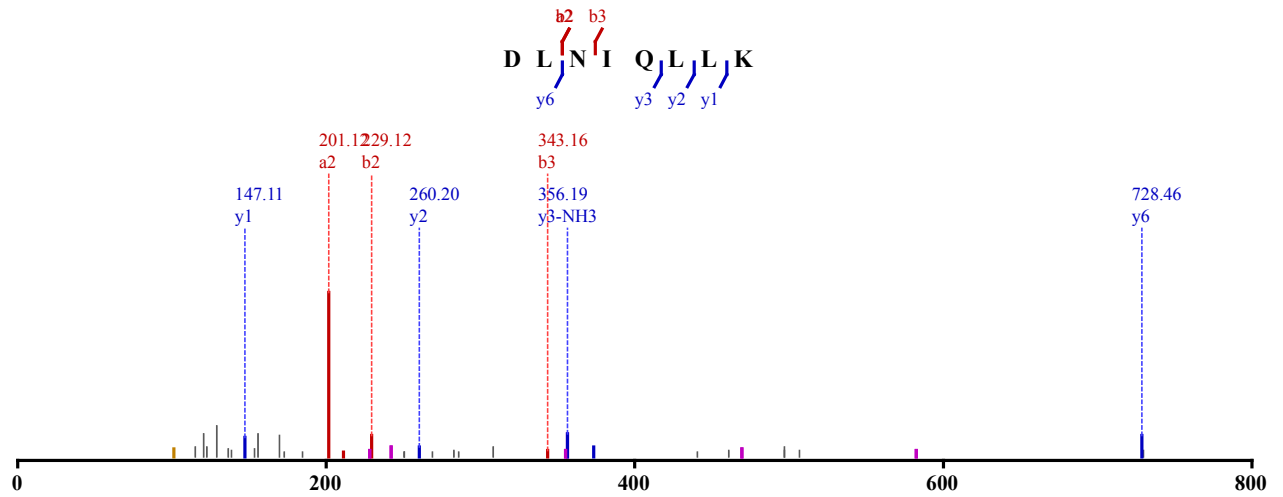


Not Modified

Identified in MSS479 with qvalue 0.00

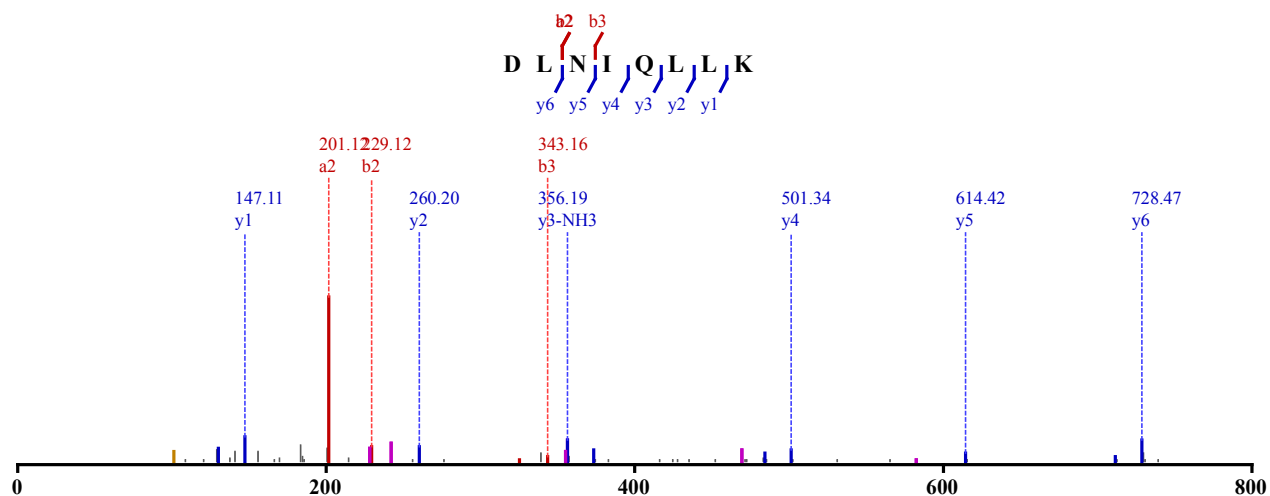
Charge: 2, Exp. m/z: 478.792, Calc. m/z: 478.793

Data File: HeLa_AspN_pH11_HCD_1, Scans: 43048 - 43048

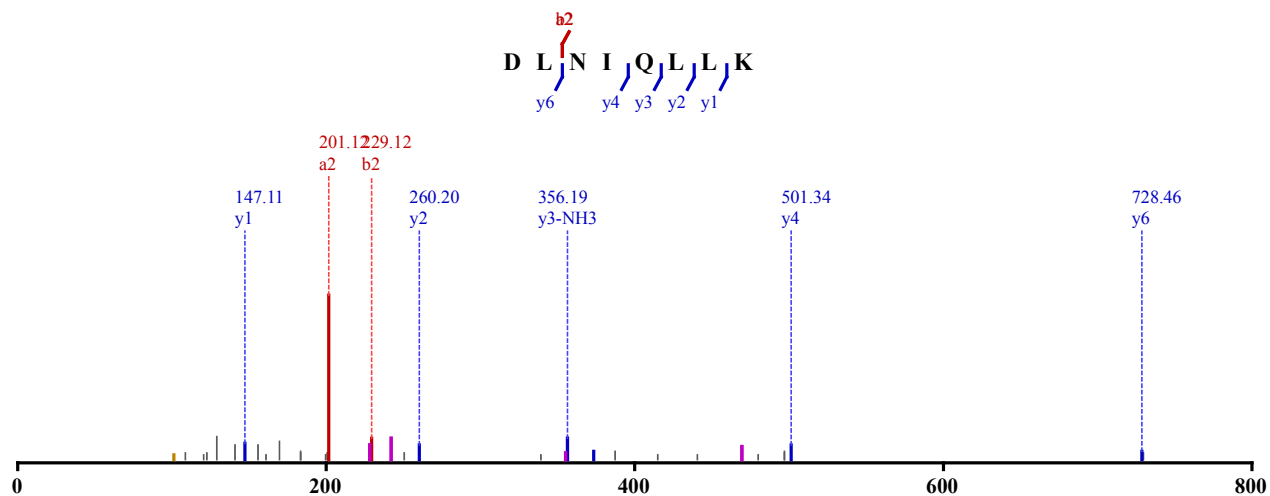


Not Modified

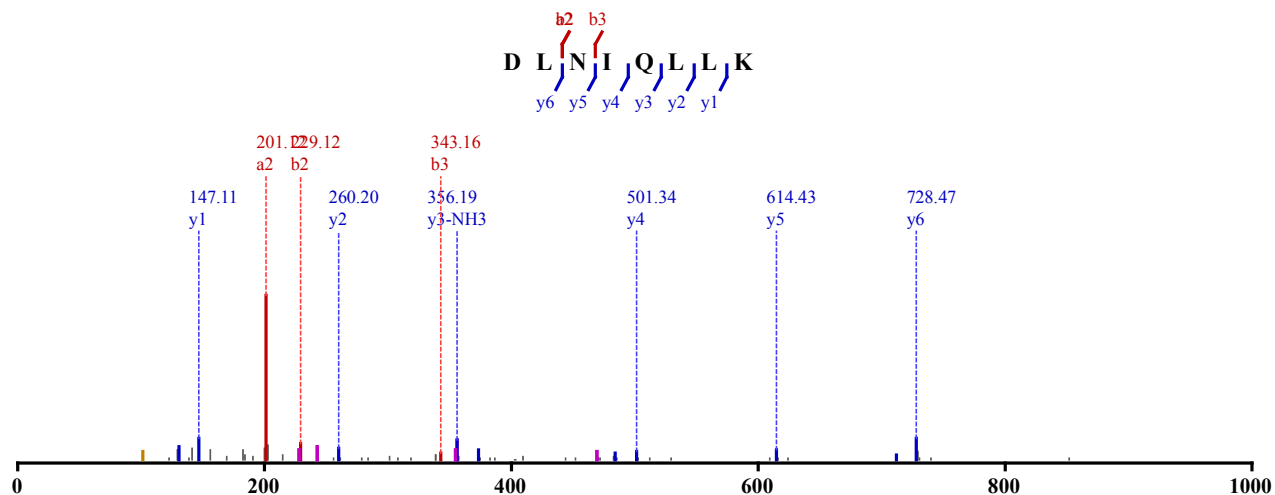
Identified in MSS479 with qvalue 0.00
 Charge: 2, Exp. m/z: 478.792, Calc. m/z: 478.793
 Data File: HeLa_AspN_pH11_HCD_1, Scans: 43128 - 43128



Not Modified
 Identified in MSS479 with qvalue 0.00
 Charge: 2, Exp. m/z: 478.792, Calc. m/z: 478.793
 Data File: HeLa_AspN_pH11_HCD_2, Scans: 41762 - 41762



Not Modified
 Identified in MSS479 with qvalue 0.00
 Charge: 2, Exp. m/z: 478.792, Calc. m/z: 478.793
 Data File: HeLa_AspN_pH11_HCD_2, Scans: 41834 - 41834

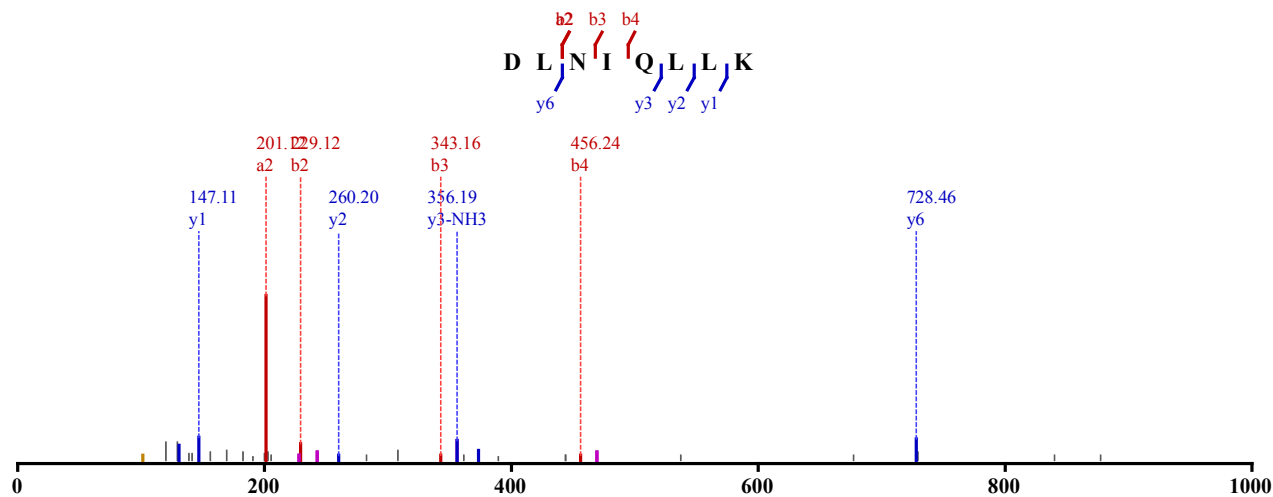


Not Modified

Identified in MSS479 with qvalue 0.00

Charge: 2, Exp. m/z: 478.792, Calc. m/z: 478.793

Data File: HeLa_AspN_pH11_HCD_3, Scans: 40962 - 40962

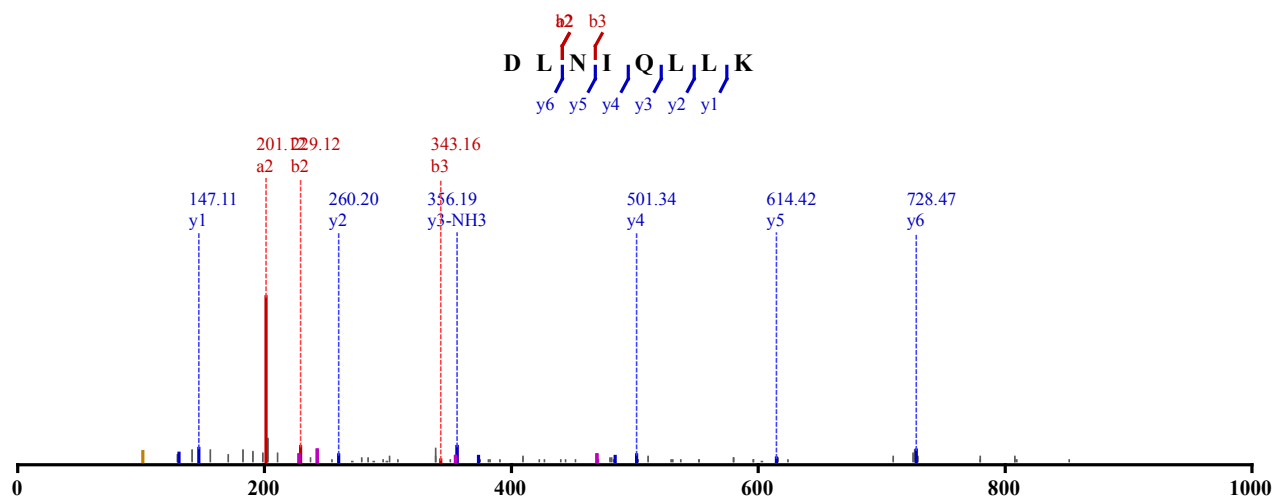


Not Modified

Identified in MSS479 with qvalue 0.00

Charge: 2, Exp. m/z: 478.792, Calc. m/z: 478.793

Data File: HeLa_AspN_pH11_HCD_3, Scans: 41039 - 41039

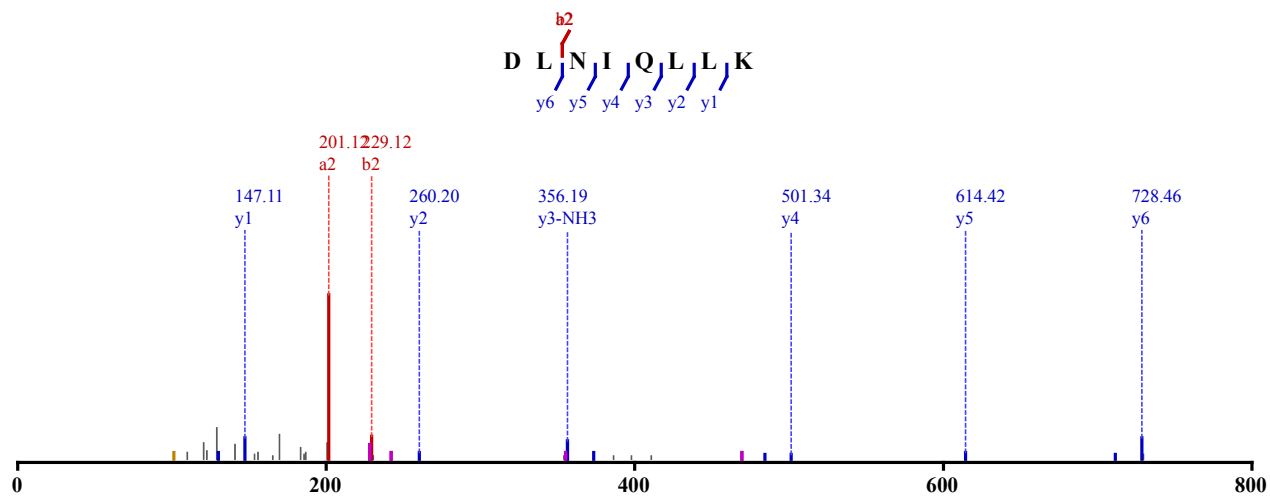


Not Modified

Identified in MSS479 with qvalue 0.00

Charge: 2, Exp. m/z: 478.792, Calc. m/z: 478.793

Data File: HeLa_AspN_pH6_HCD_1, Scans: 39022 - 39022

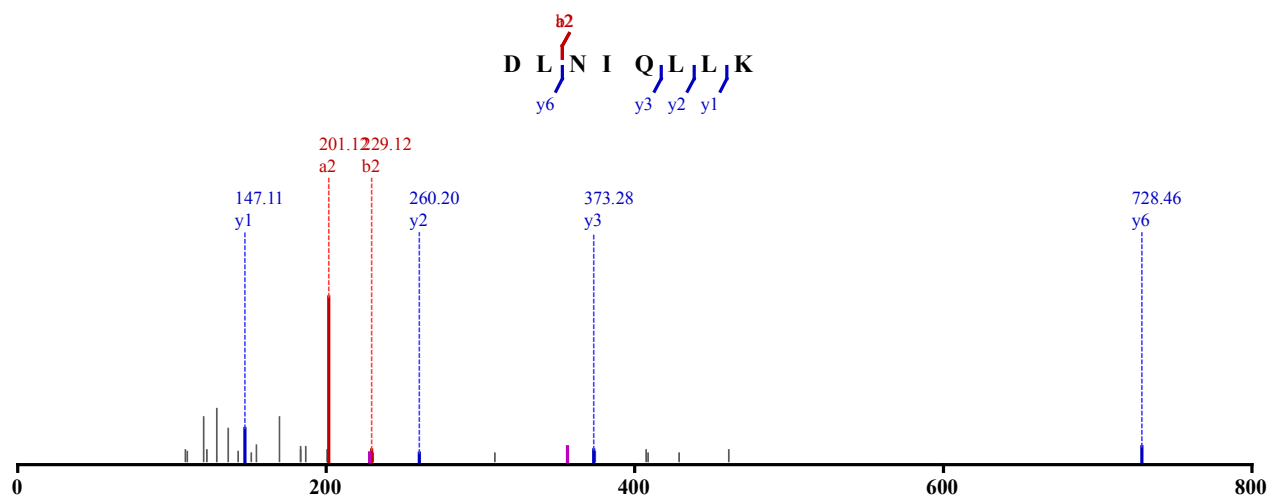


Not Modified

Identified in MSS479 with qvalue 0.00

Charge: 2, Exp. m/z: 478.792, Calc. m/z: 478.793

Data File: HeLa_AspN_pH6_HCD_2, Scans: 38248 - 38248

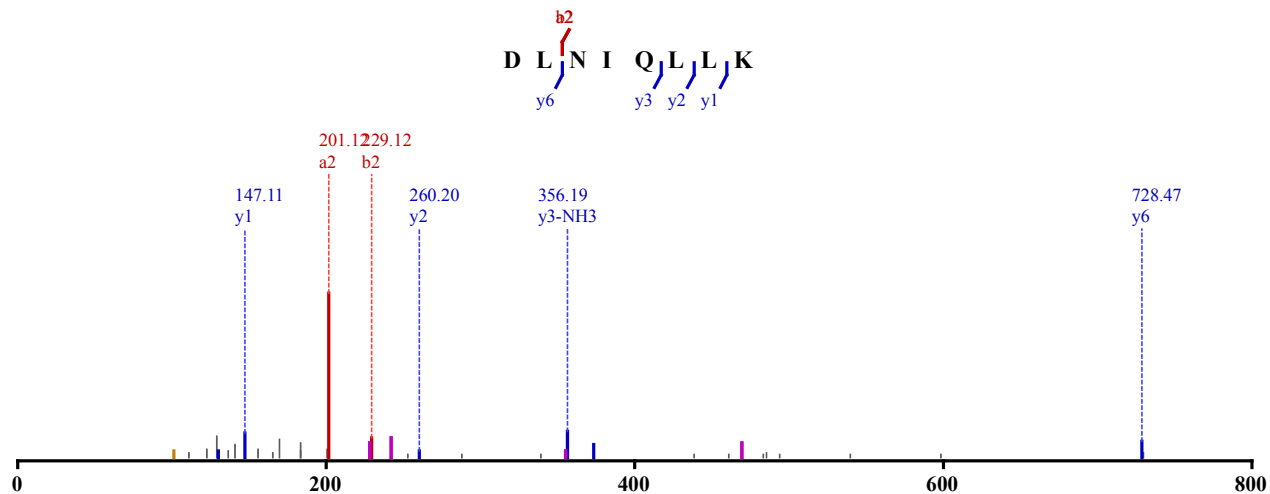


Not Modified

Identified in MSS479 with qvalue 0.00

Charge: 2, Exp. m/z: 478.792, Calc. m/z: 478.793

Data File: HeLa_AspN_pH6_HCD_2, Scans: 38330 - 38330

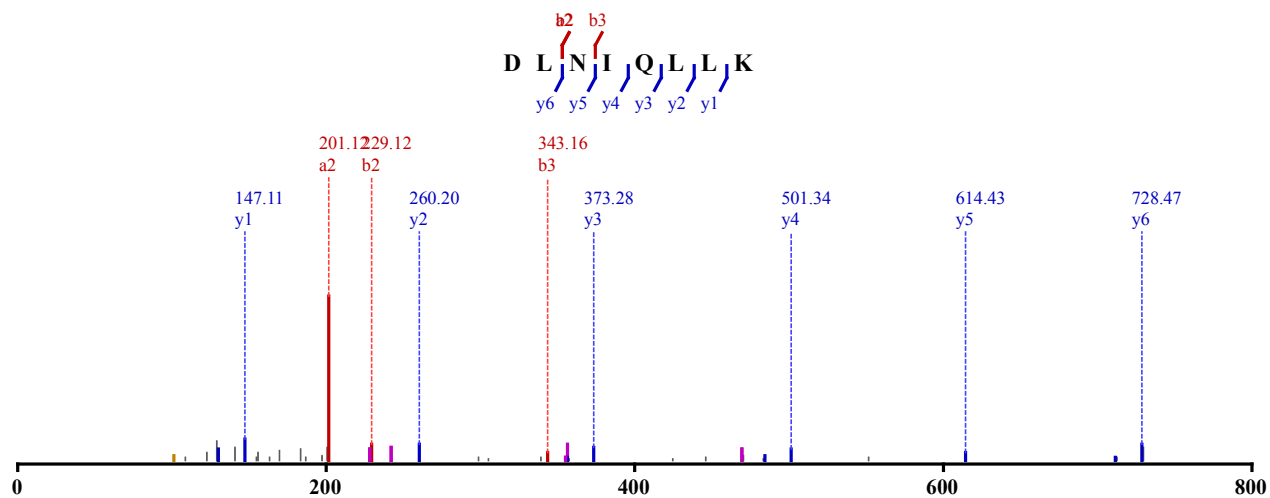


Not Modified

Identified in MSS479 with qvalue 0.00

Charge: 2, Exp. m/z: 478.792, Calc. m/z: 478.793

Data File: HeLa_AspN_pH8_HCD_1, Scans: 40068 - 40068

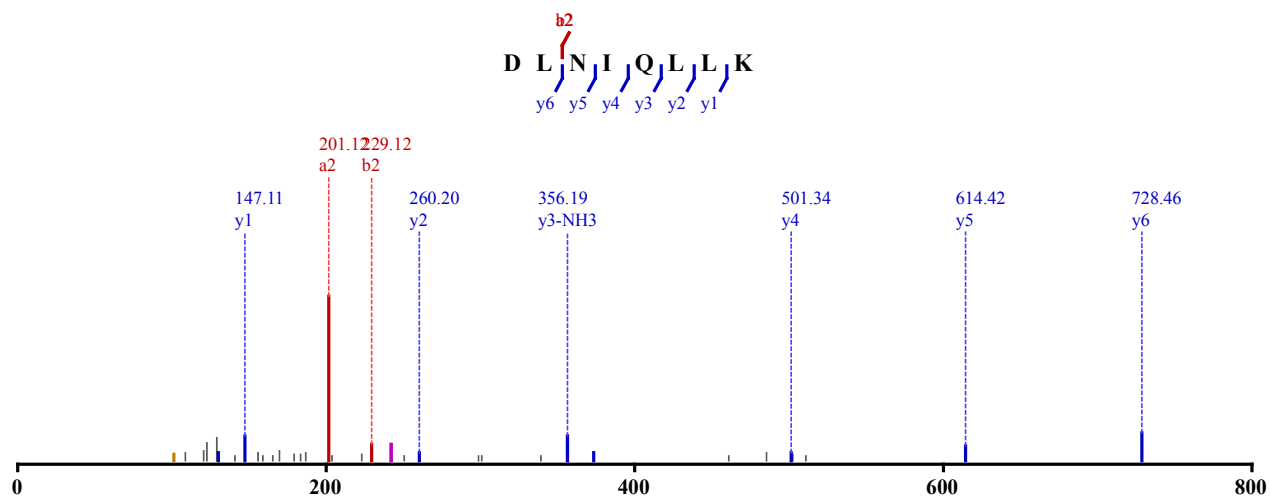


Not Modified

Identified in MSS479 with qvalue 0.00

Charge: 2, Exp. m/z: 478.793, Calc. m/z: 478.793

Data File: HeLa_AspN_pH8_HCD_2, Scans: 39058 - 39058

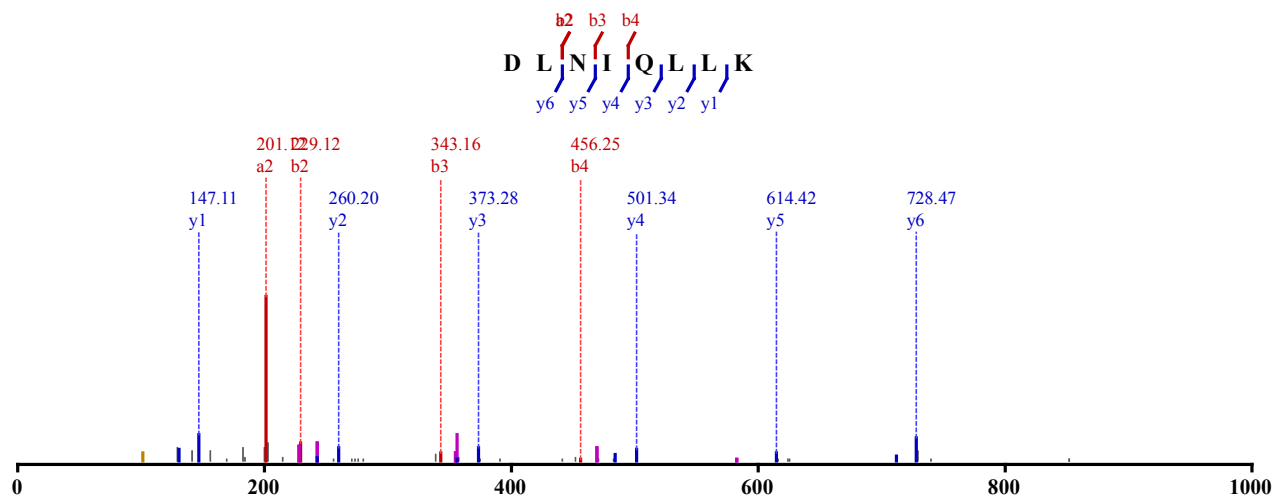


Not Modified

Identified in MSS479 with qvalue 0.00

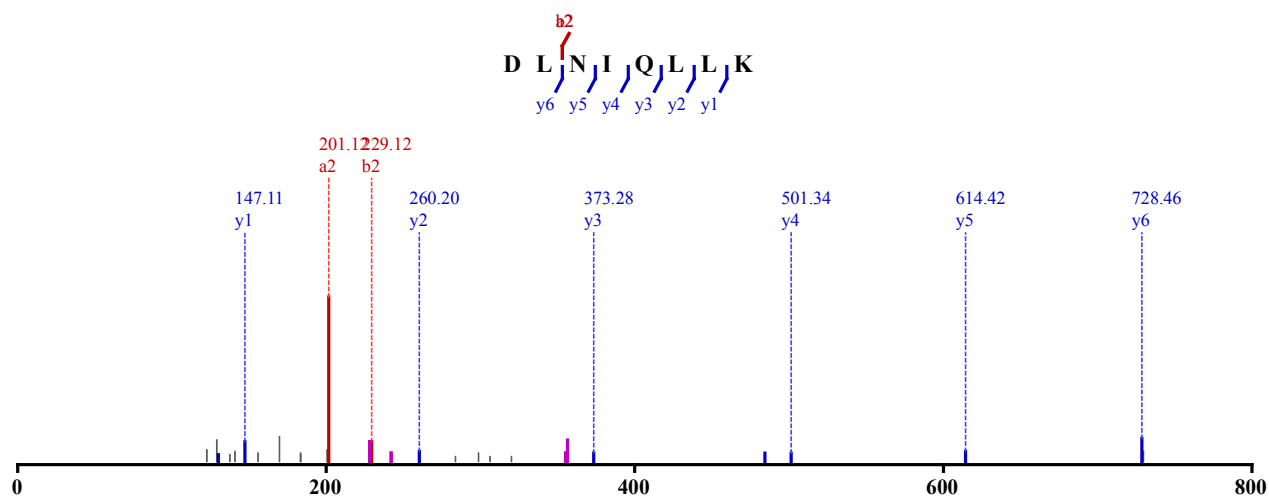
Charge: 2, Exp. m/z: 478.792, Calc. m/z: 478.793

Data File: HeLa_AspN_pH8_HCD_2, Scans: 39134 - 39134

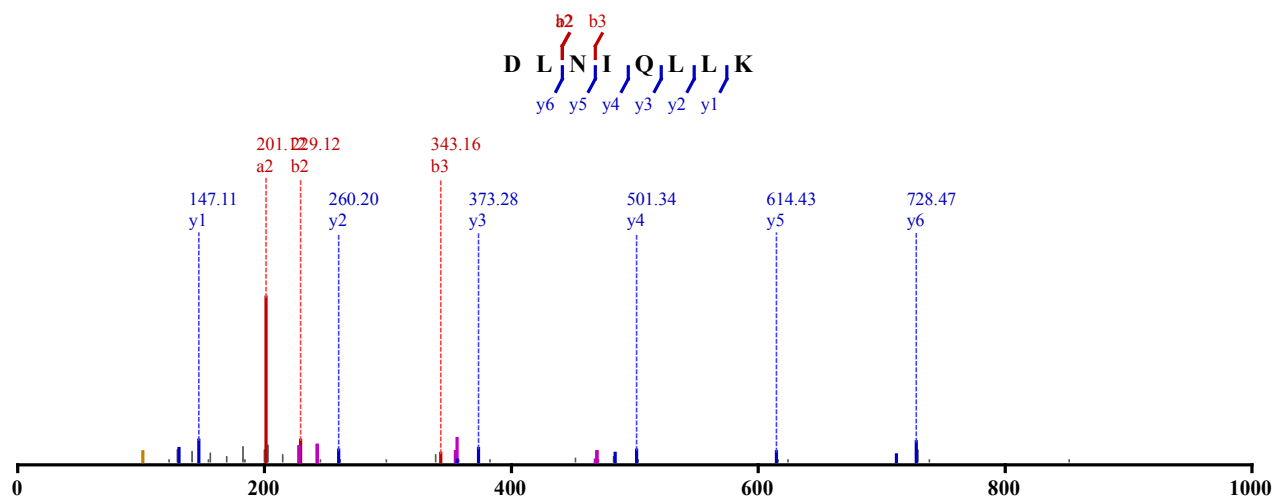


Not Modified

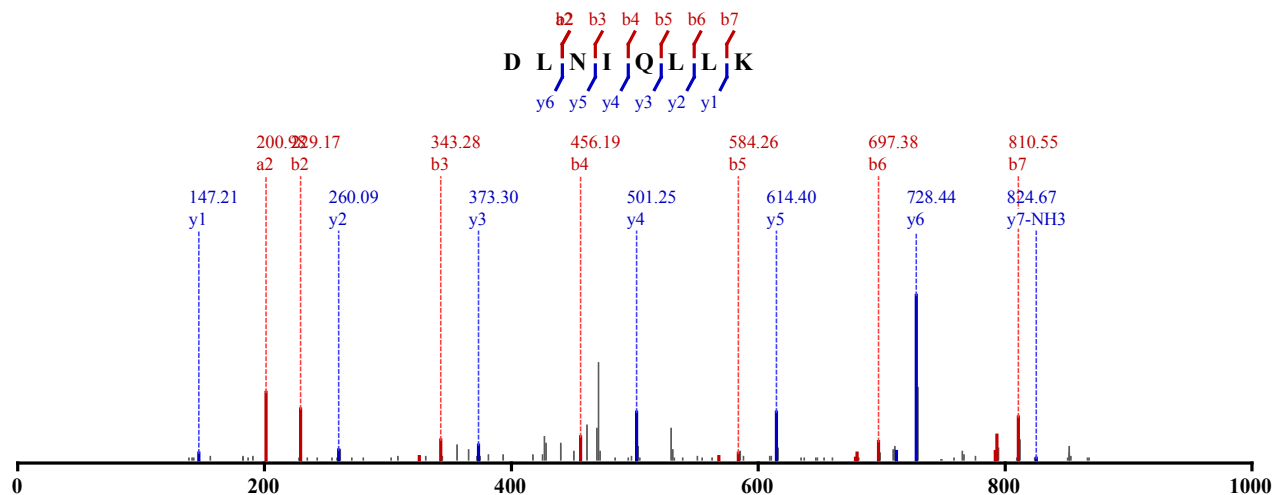
Identified in MSS479 with qvalue 0.00
 Charge: 2, Exp. m/z: 478.792, Calc. m/z: 478.793
 Data File: HeLa_AspN_pH8_HCD_3, Scans: 38177 - 38177



Not Modified
 Identified in MSS479 with qvalue 0.00
 Charge: 2, Exp. m/z: 478.793, Calc. m/z: 478.793
 Data File: HeLa_AspN_pH8_HCD_3, Scans: 38250 - 38250



Not Modified
 Identified in MSS483 with qvalue 0.00
 Charge: 2, Exp. m/z: 478.792, Calc. m/z: 478.793
 Data File: HeLa_AspN_pH11_CID_3xload_2, Scans: 33639 - 33639

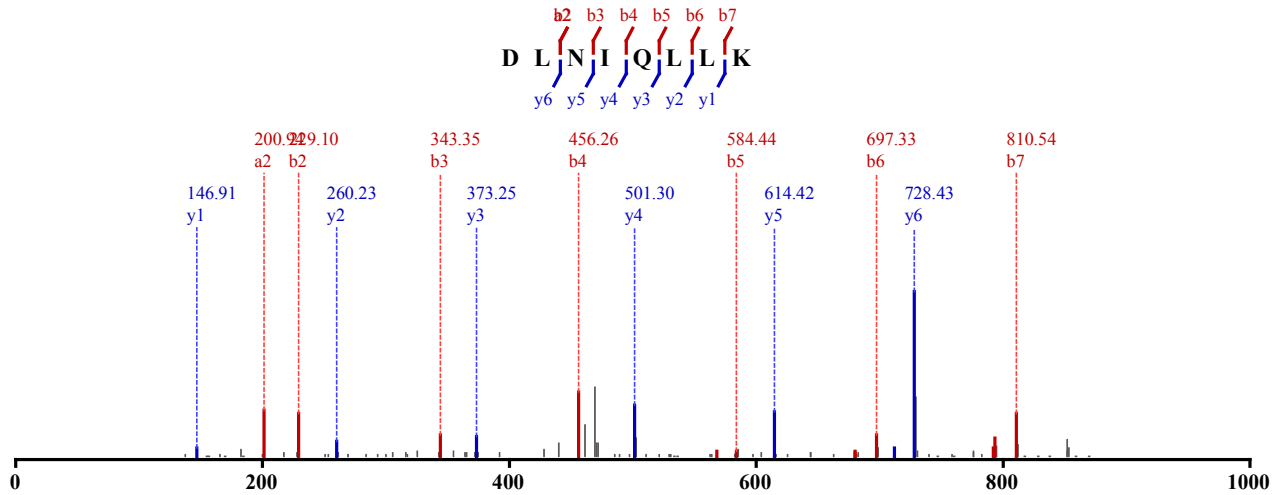


Not Modified

Identified in MSS483 with qvalue 0.00

Charge: 2, Exp. m/z: 478.792, Calc. m/z: 478.793

Data File: HeLa_AspN_pH11_CID_3xload_2, Scans: 33706 - 33706

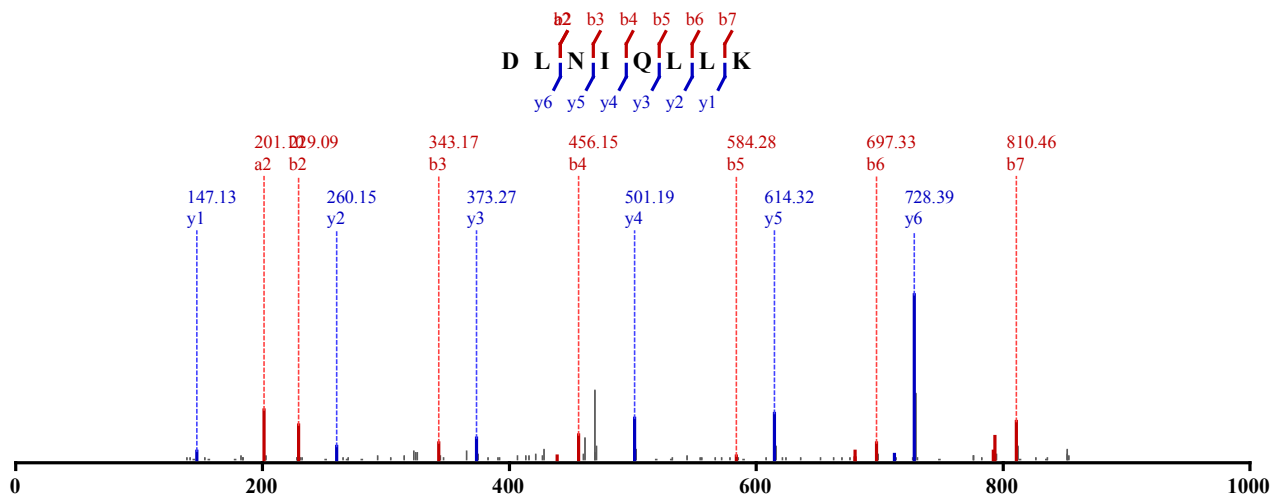


Not Modified

Identified in MSS483 with qvalue 0.00

Charge: 2, Exp. m/z: 478.792, Calc. m/z: 478.793

Data File: HeLa_AspN_pH11_CID_3xload, Scans: 33702 - 33702

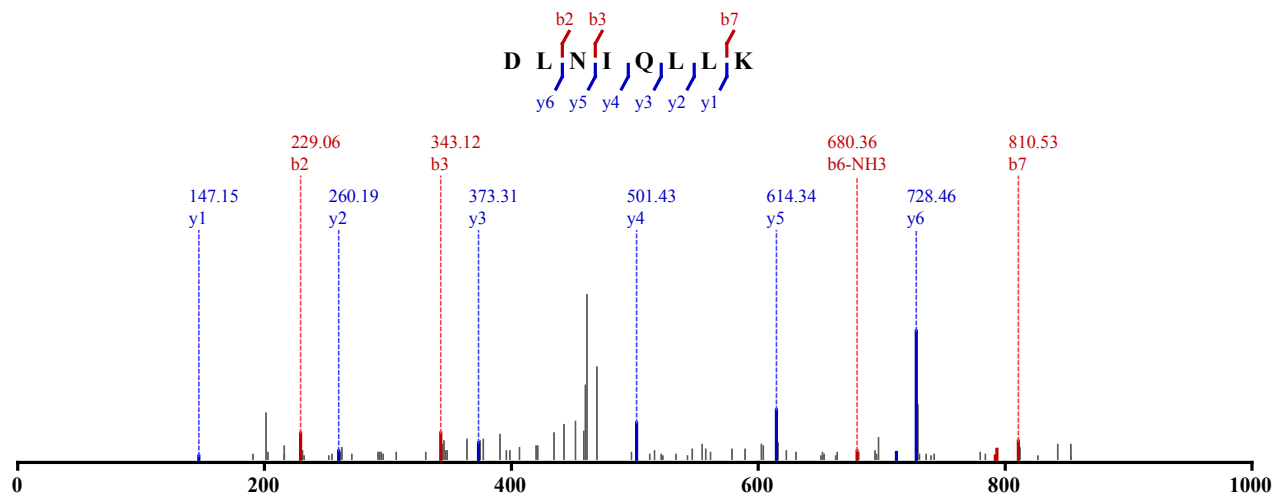


Not Modified

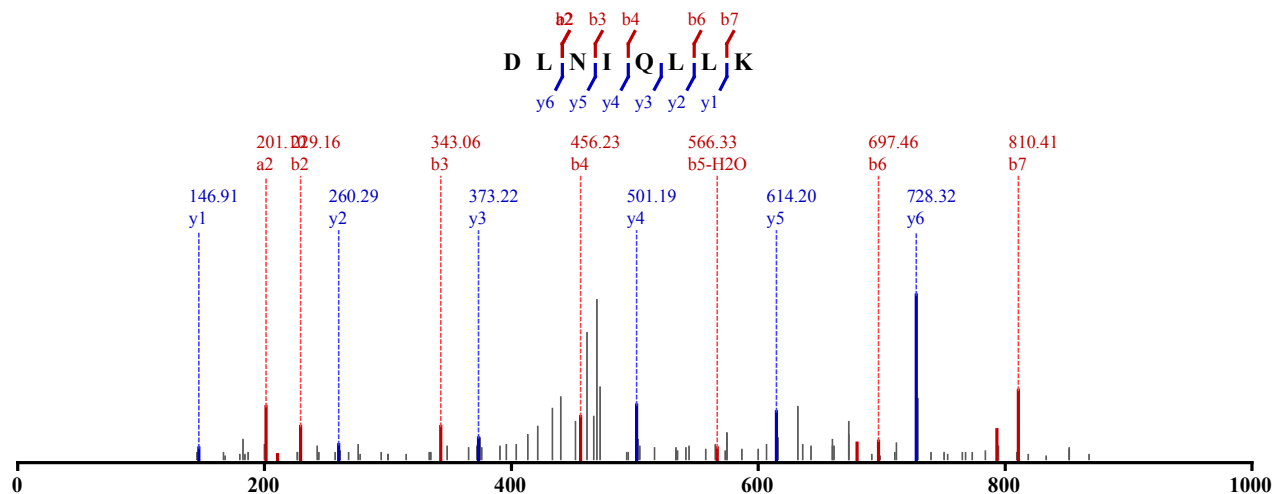
Identified in MSS483 with qvalue 0.00

Charge: 2, Exp. m/z: 478.792, Calc. m/z: 478.793

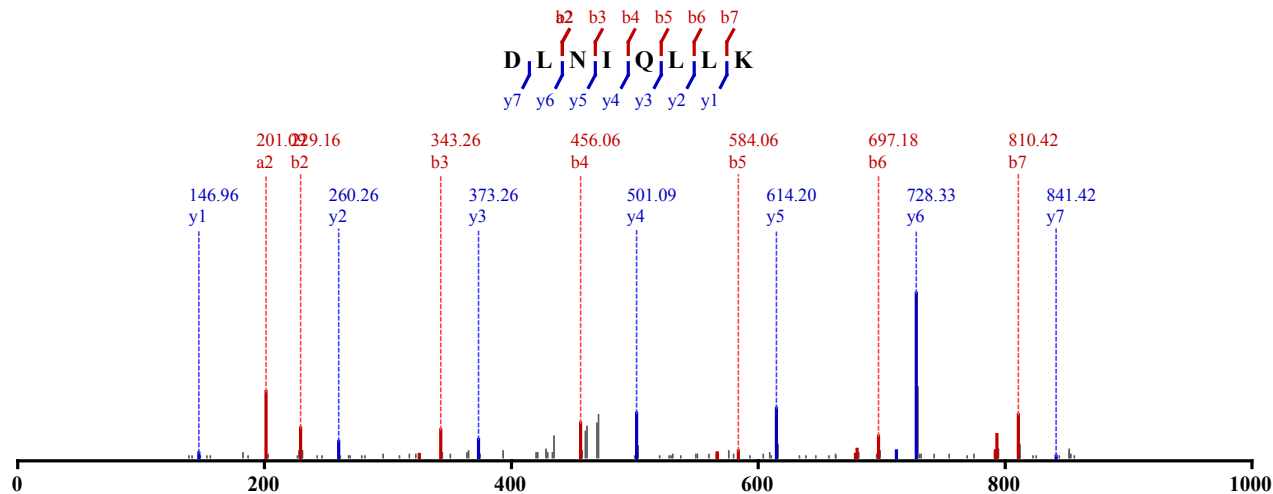
Data File: HeLa_AspN_pH4_CID_3xload, Scans: 22533 - 22533



Not Modified
 Identified in MSS483 with qvalue 0.00
 Charge: 2, Exp. m/z: 478.793, Calc. m/z: 478.793
 Data File: HeLa_AspN_pH6_CID_3xload_2, Scans: 24969 - 24969

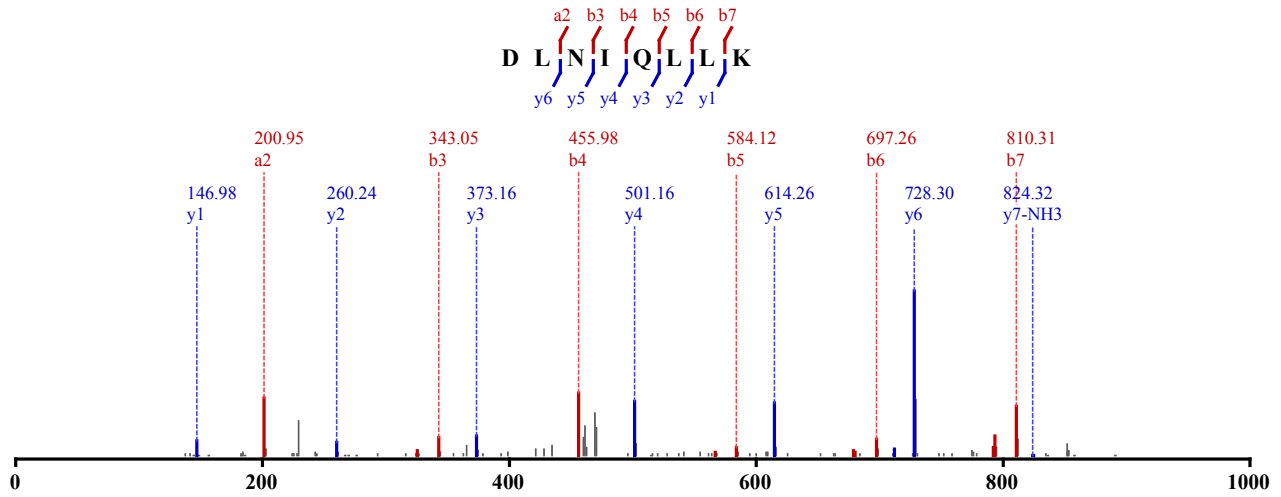


Not Modified
 Identified in MSS483 with qvalue 0.00
 Charge: 2, Exp. m/z: 478.792, Calc. m/z: 478.793
 Data File: HeLa_AspN_pH8_CID_3xload_2, Scans: 30708 - 30708



Not Modified
 Identified in MSS483 with qvalue 0.00
 Charge: 2, Exp. m/z: 478.792, Calc. m/z: 478.793

Data File: HeLa_AspN_pH8_CID_3xload_2, Scans: 30778 - 30778

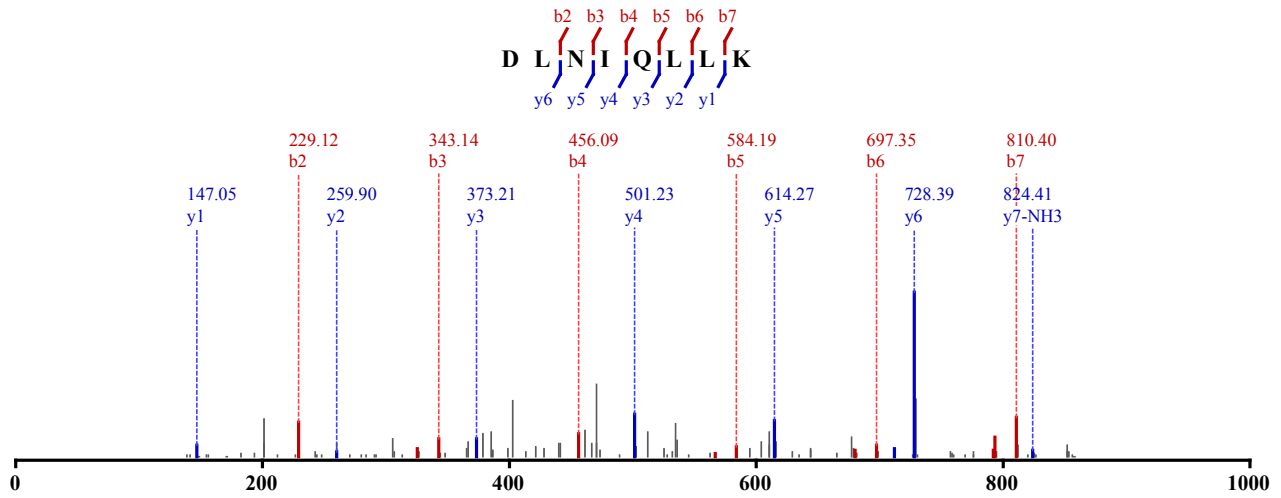


Not Modified

Identified in MSS483 with qvalue 0.00

Charge: 2, Exp. m/z: 478.793, Calc. m/z: 478.793

Data File: HeLa_AspN_pH8_CID_3xload, Scans: 30798 - 30798

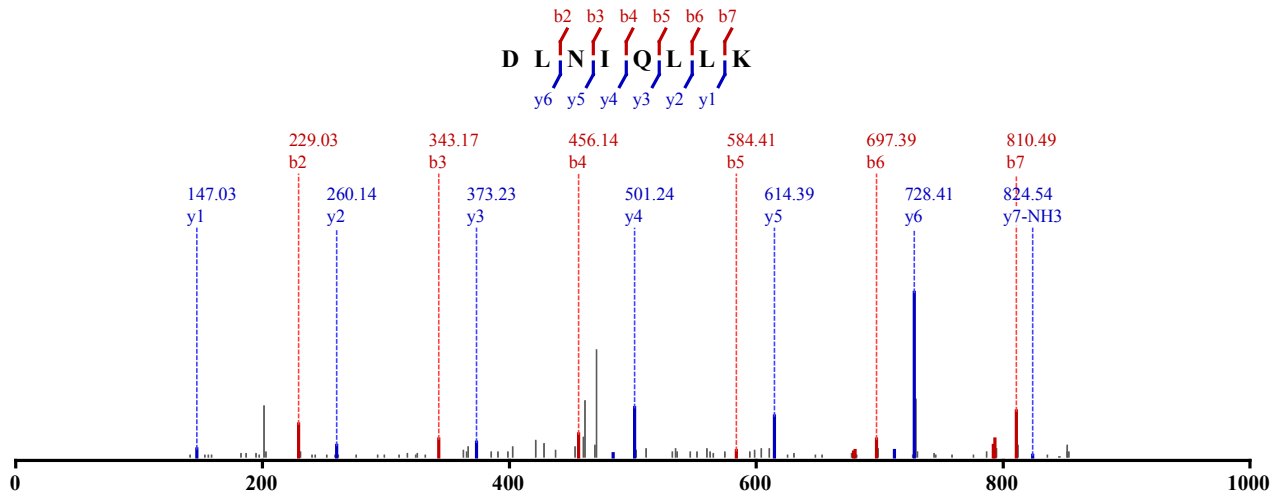


Not Modified

Identified in MSS483 with qvalue 0.00

Charge: 2, Exp. m/z: 478.792, Calc. m/z: 478.793

Data File: HeLa_AspN_pH8_CID_3xload, Scans: 30868 - 30868

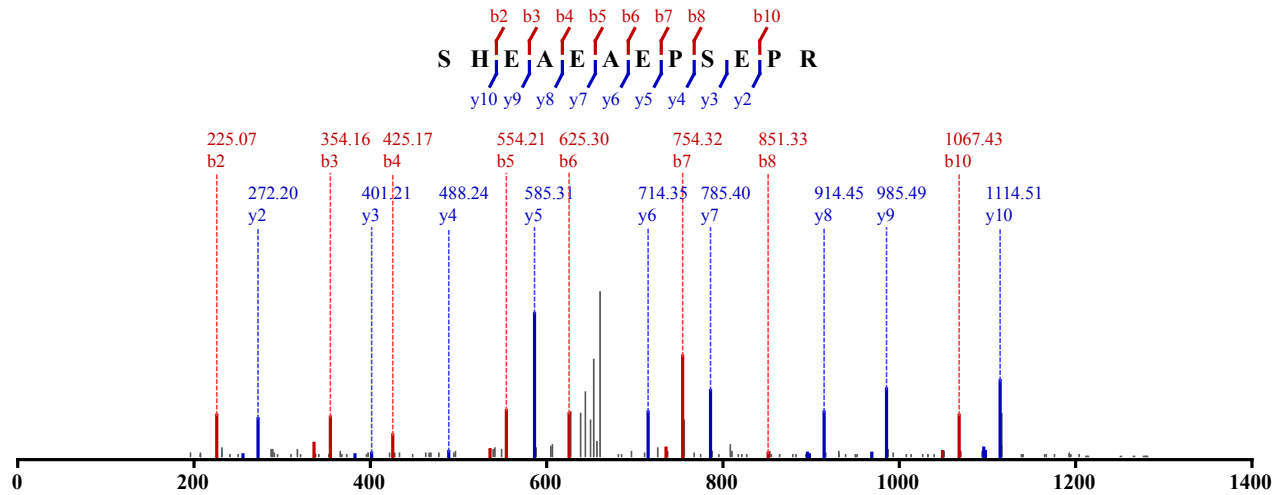


Not Modified

Identified in MSS480 with qvalue 0.00

Charge: 2, Exp. m/z: 670.302, Calc. m/z: 669.802

Data File: HeLa_try_pH11_CID_3xload_2, Scans: 9316 - 9316

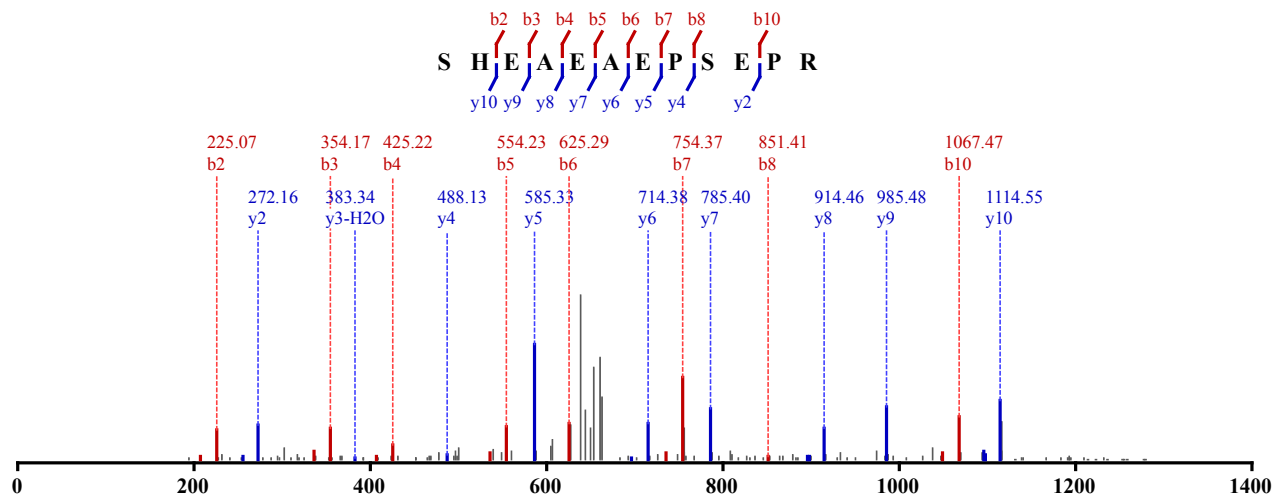


Not Modified

Identified in MSS480 with qvalue 0.00

Charge: 2, Exp. m/z: 670.304, Calc. m/z: 669.802

Data File: HeLa_try_pH11_CID_3xload_2, Scans: 9421 - 9421

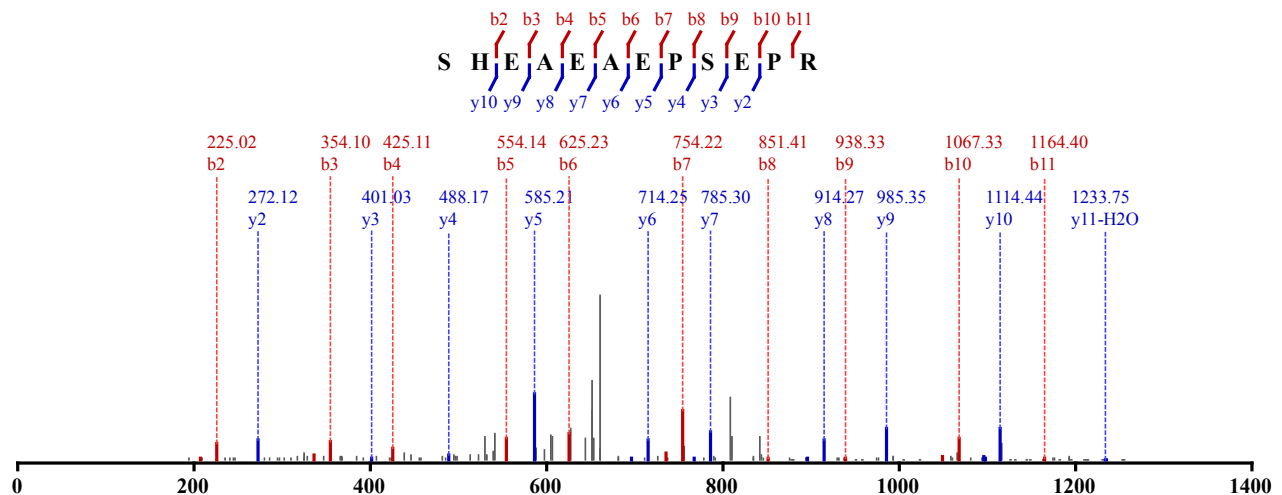


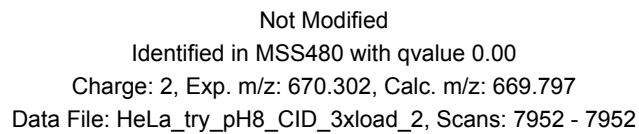
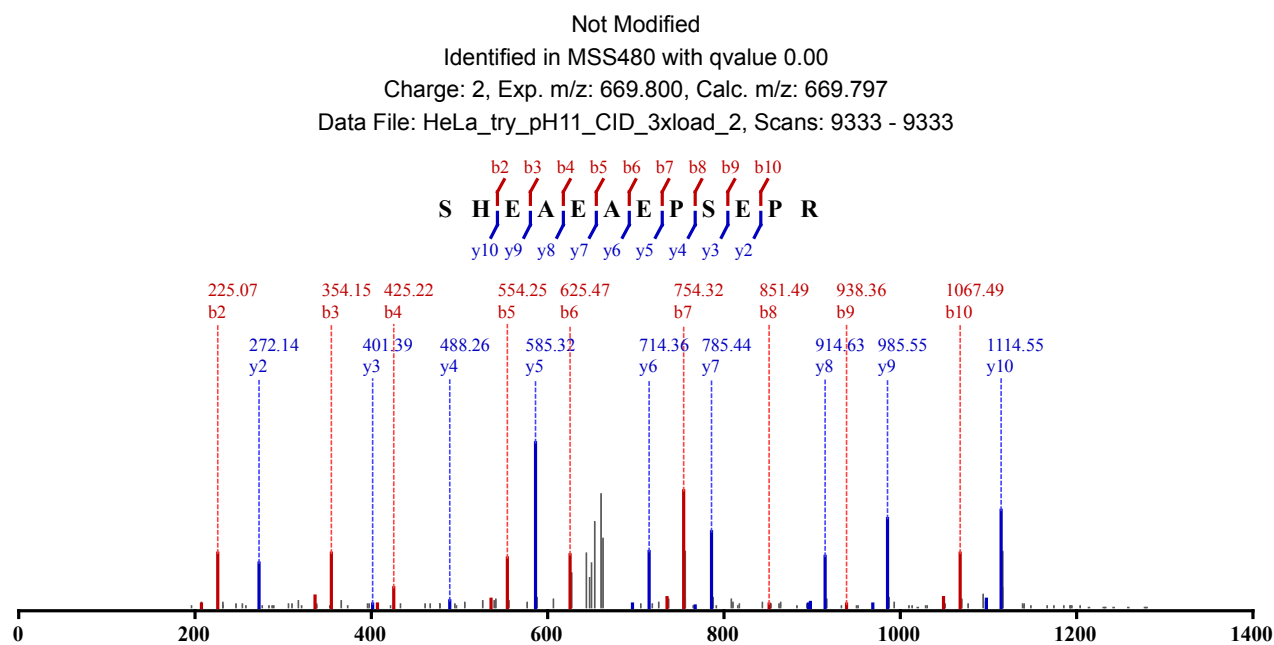
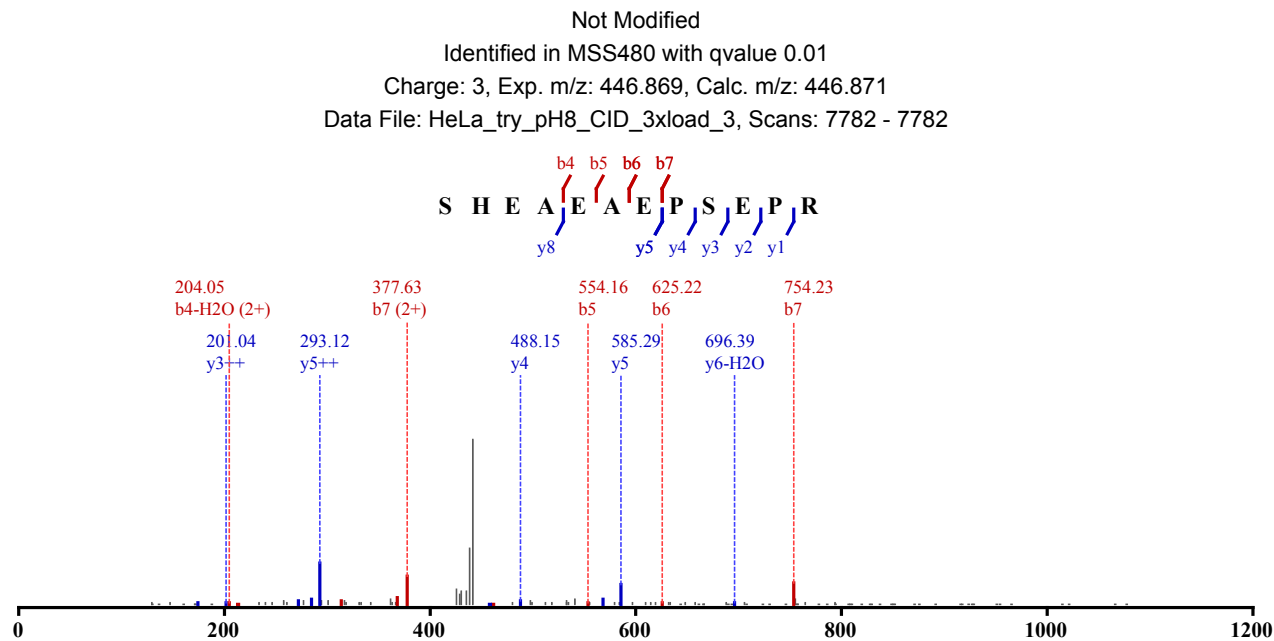
Not Modified

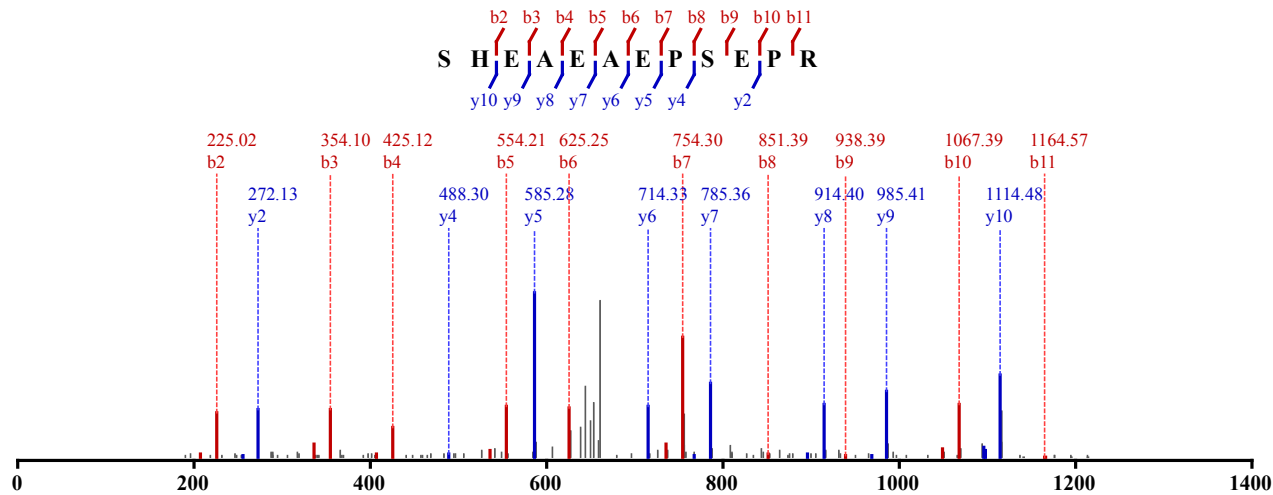
Identified in MSS480 with qvalue 0.00

Charge: 2, Exp. m/z: 669.801, Calc. m/z: 669.802

Data File: HeLa_try_pH11_CID_3xload_3, Scans: 9133 - 9133





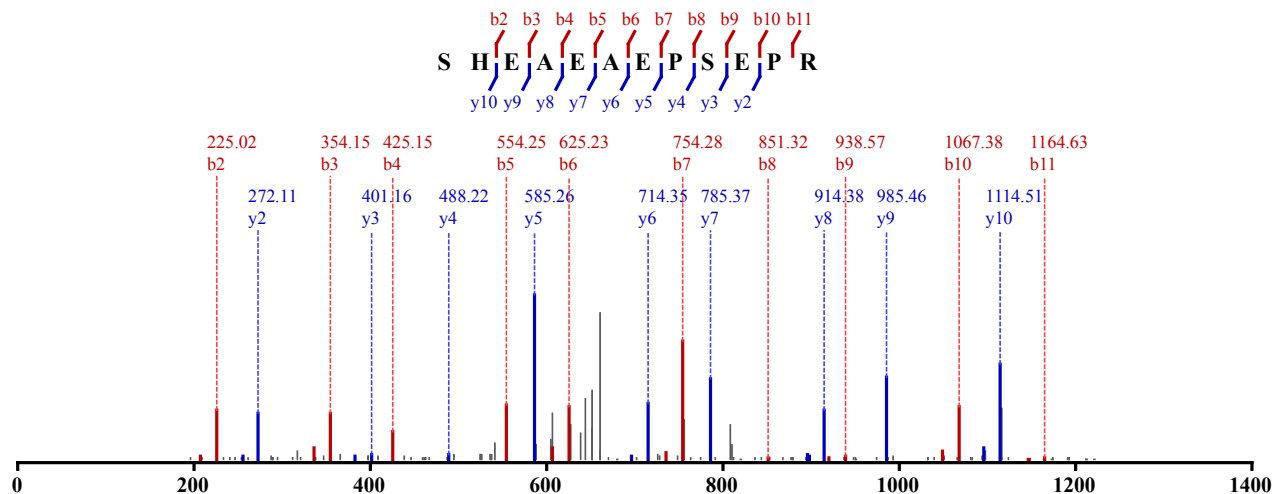


Not Modified

Identified in MSS480 with qvalue 0.00

Charge: 2, Exp. m/z: 669.799, Calc. m/z: 669.797

Data File: HeLa_try_pH8_CID_3xload_3, Scans: 7788 - 7788

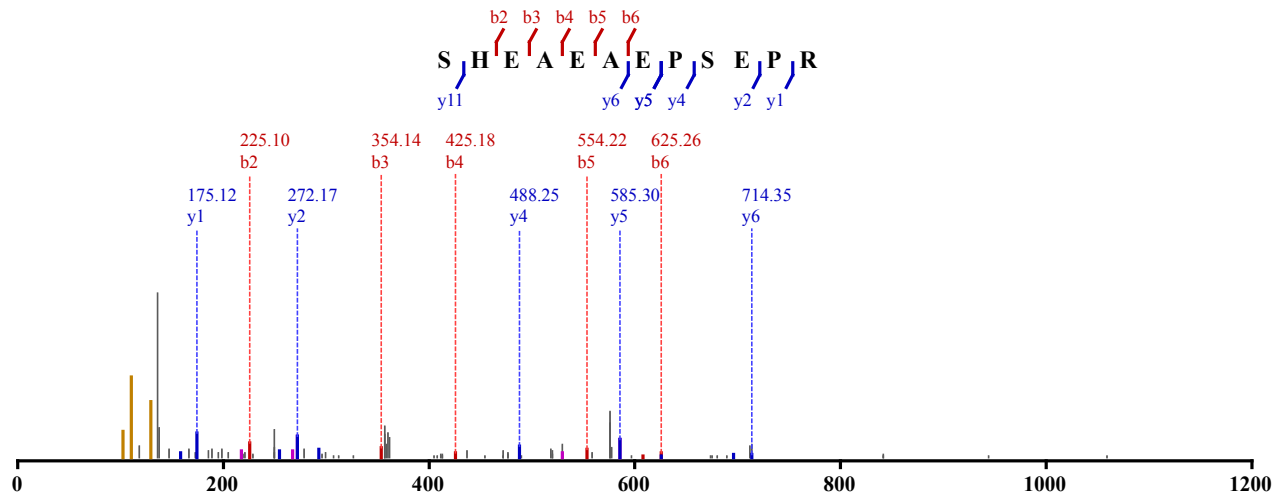


Not Modified

Identified in MSS484 with qvalue 0.00

Charge: 3, Exp. m/z: 446.869, Calc. m/z: 446.867

Data File: HeLa_Try_pH8_HCD_3, Scans: 11450 - 11450

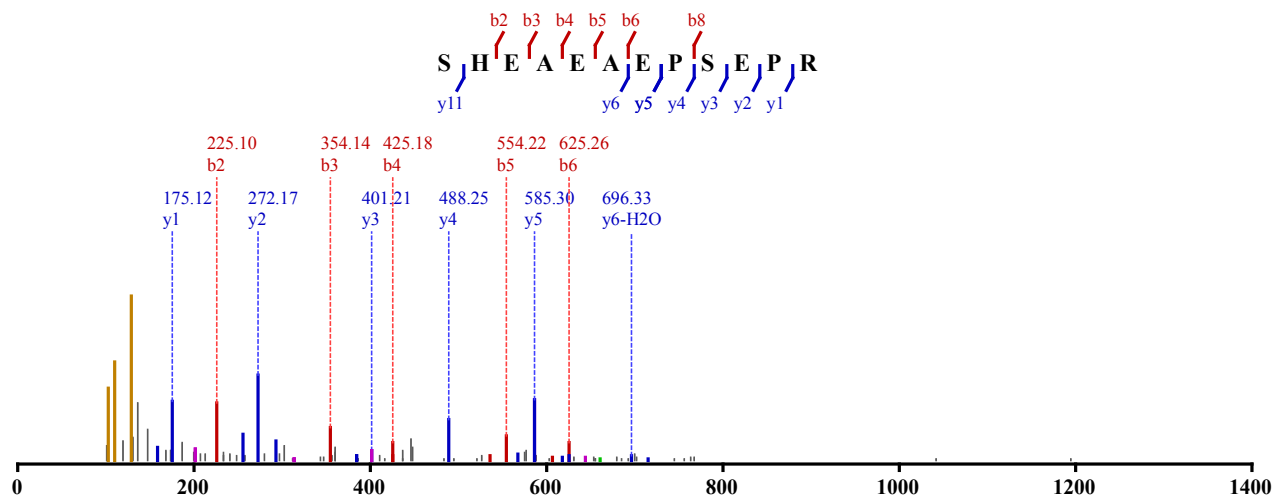


Not Modified

Identified in MSS484 with qvalue 0.00

Charge: 3, Exp. m/z: 446.869, Calc. m/z: 446.871

Data File: HeLa_Try_pH11_HCD_2, Scans: 13012 - 13012

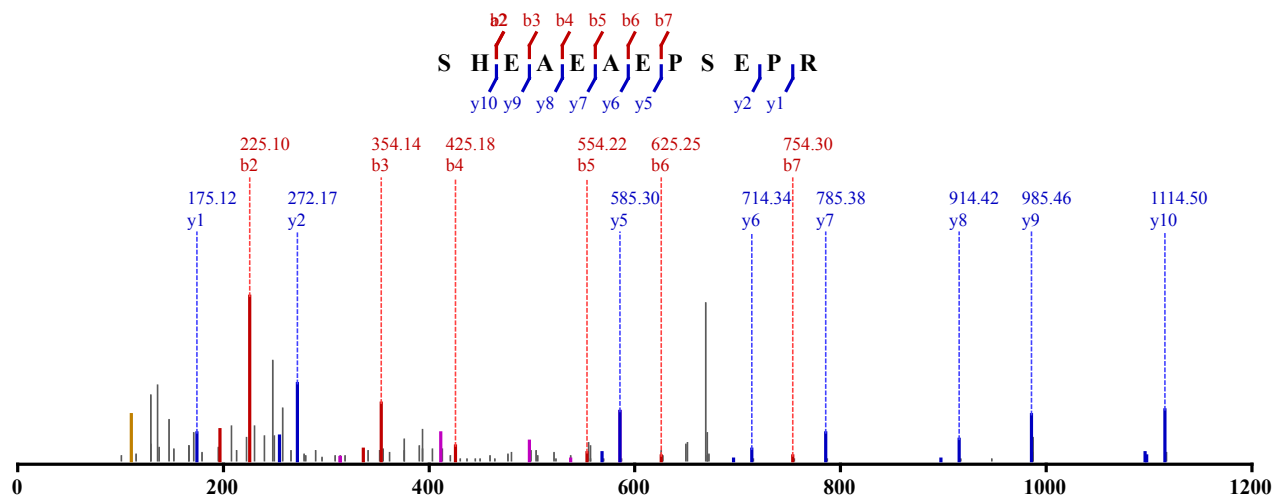


Not Modified

Identified in MSS484 with qvalue 0.00

Charge: 2, Exp. m/z: 669.800, Calc. m/z: 669.802

Data File: HeLa_Try_pH11_HCD_2, Scans: 13014 - 13014

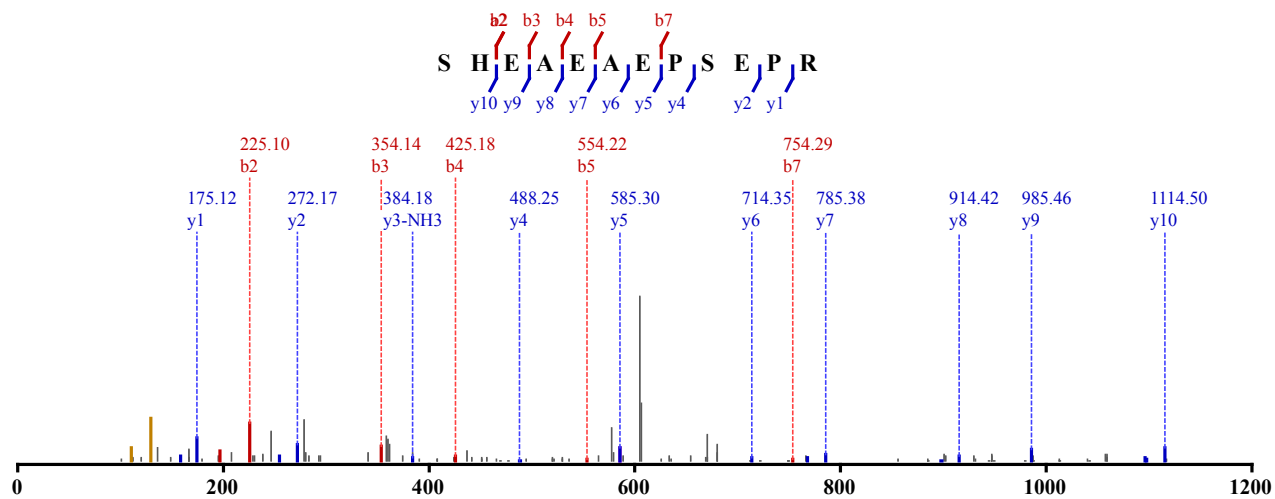


Not Modified

Identified in MSS484 with qvalue 0.00

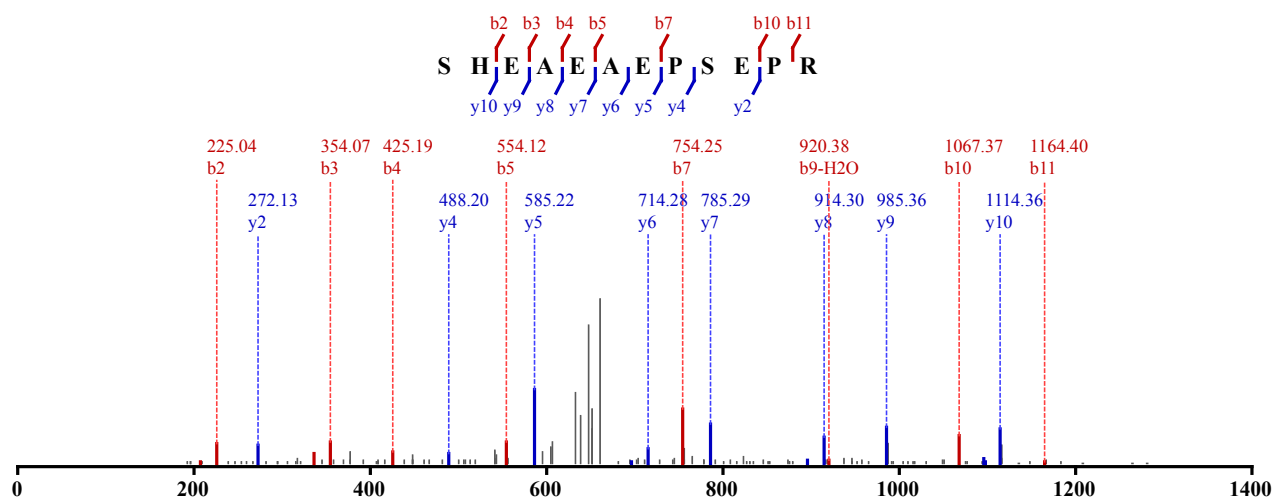
Charge: 2, Exp. m/z: 669.302, Calc. m/z: 669.797

Data File: HeLa_Try_pH11_HCD_1, Scans: 10927 - 10927

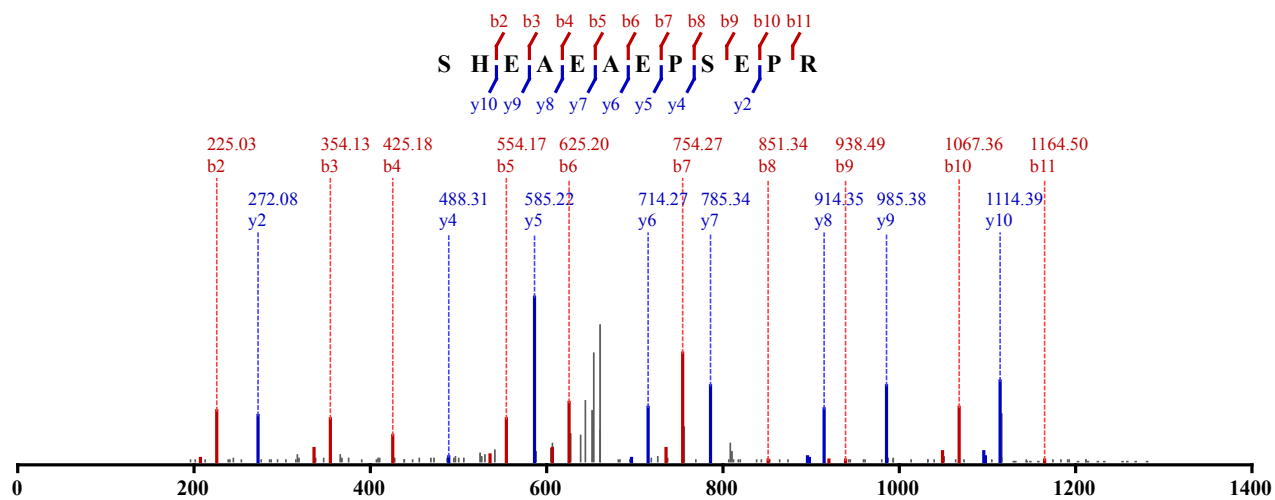


Not Modified

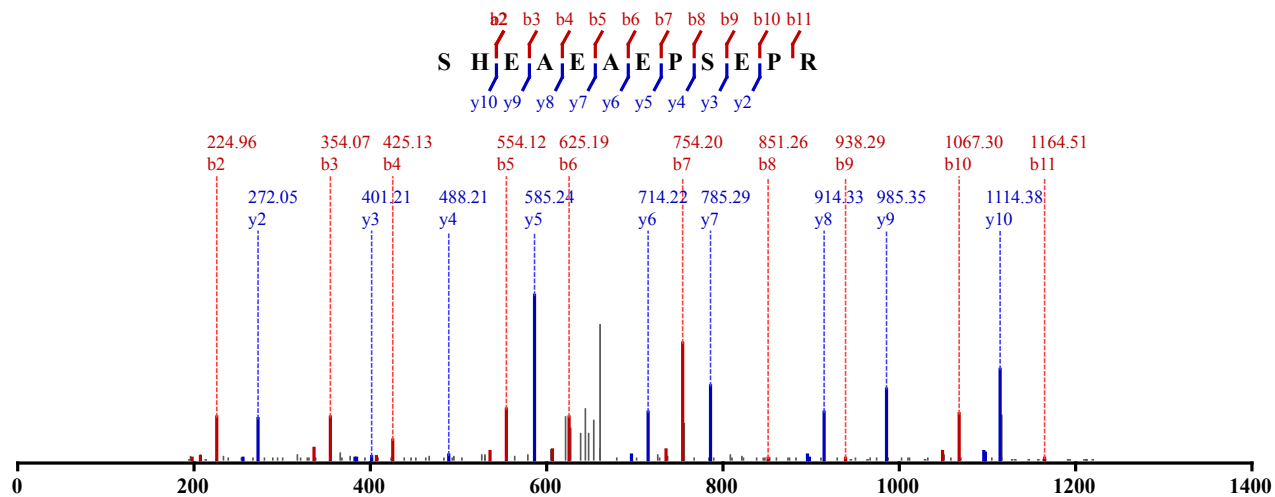
Identified in MSS488 with qvalue 0.00
 Charge: 2, Exp. m/z: 669.800, Calc. m/z: 669.802
 Data File: HeLa_chy-try_pH11_CID_3xload, Scans: 10840 - 10840

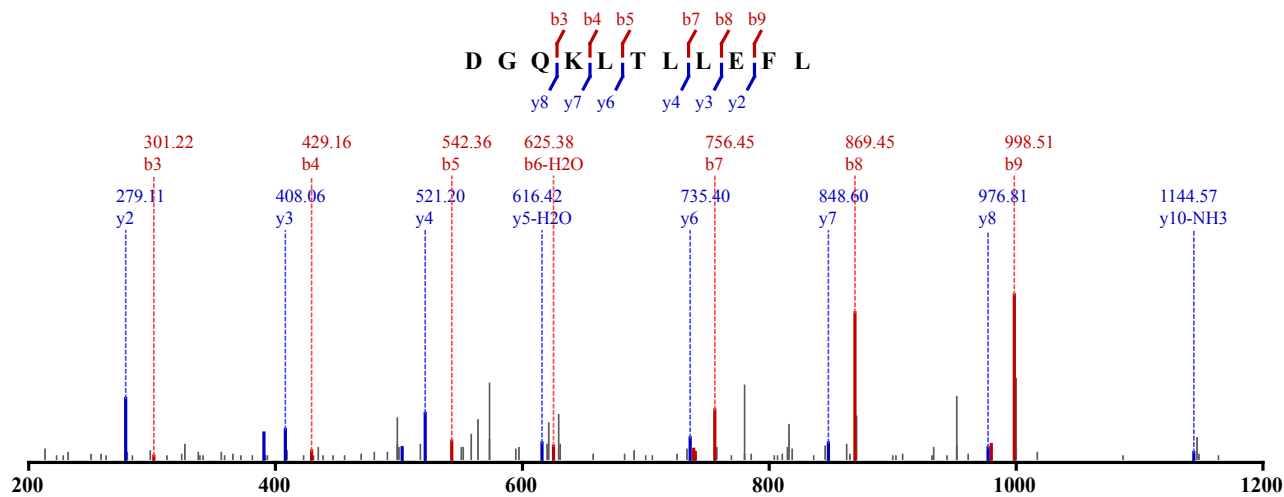


Not Modified
 Identified in MSS488 with qvalue 0.00
 Charge: 2, Exp. m/z: 669.800, Calc. m/z: 669.802
 Data File: HeLa_chy-try_pH8_CID_3xload, Scans: 8673 - 8673



Not Modified
 Identified in MSS488 with qvalue 0.00
 Charge: 2, Exp. m/z: 669.800, Calc. m/z: 669.797
 Data File: HeLa_chy-try_pH11_CID_3xload_3, Scans: 11459 - 11459



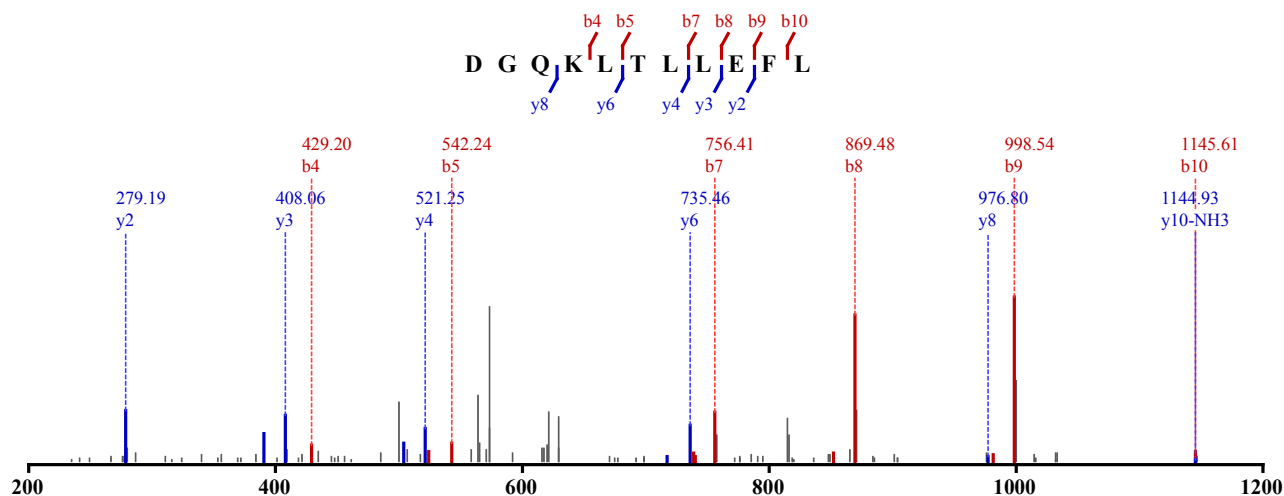


Not Modified

Identified in MSS483 with qvalue 0.00

Charge: 2, Exp. m/z: 638.861, Calc. m/z: 638.862

Data File: HeLa_AspN_pH2_CID_3xload, Scans: 39192 - 39192

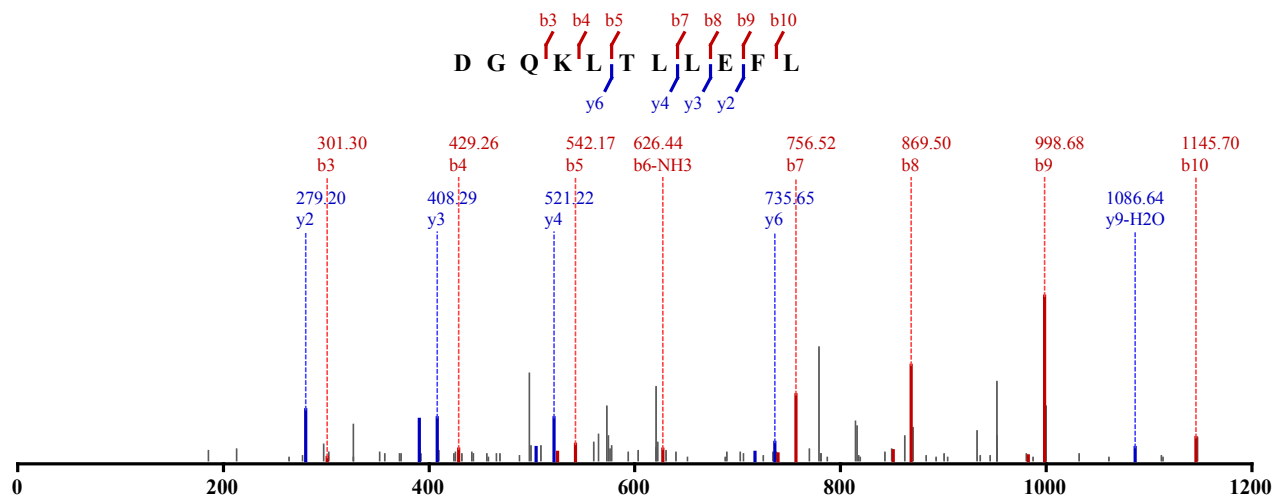


Not Modified

Identified in MSS483 with qvalue 0.01

Charge: 2, Exp. m/z: 638.842, Calc. m/z: 638.862

Data File: HeLa_AspN_pH2_CID_3xload_2, Scans: 39343 - 39343

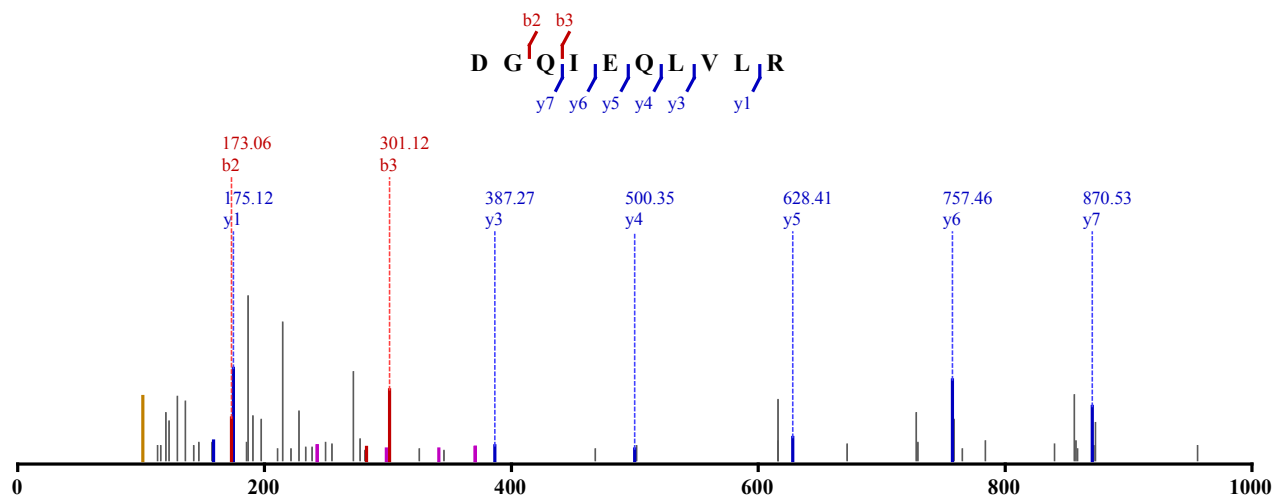


Not Modified

Identified in MSS484 with qvalue 0.00

Charge: 2, Exp. m/z: 585.828, Calc. m/z: 585.827

Data File: HeLa_Try_pH11_HCD_3, Scans: 47031 - 47031

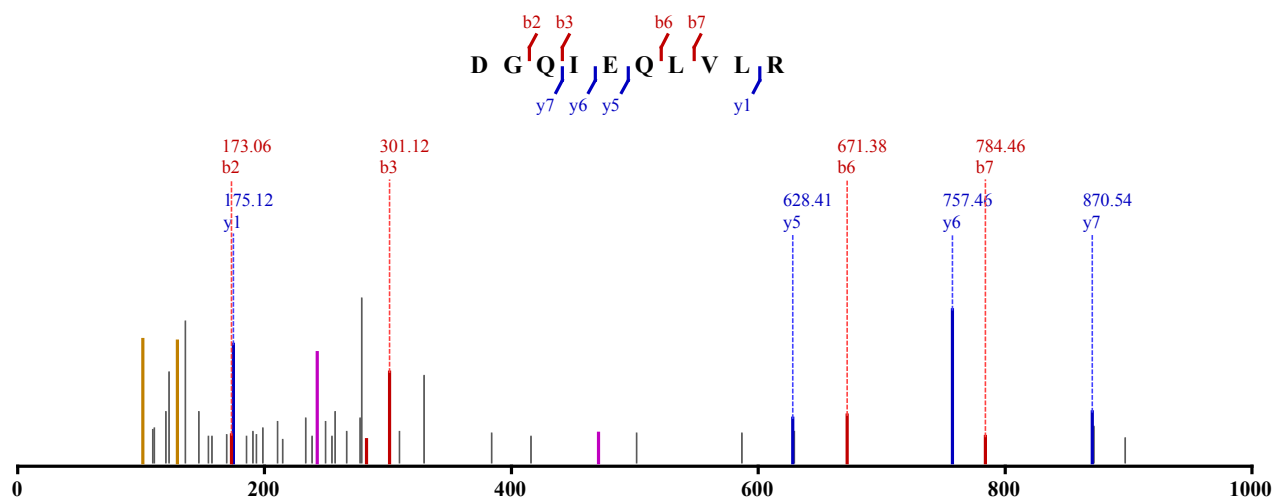


Not Modified

Identified in MSS484 with qvalue 0.00

Charge: 2, Exp. m/z: 585.827, Calc. m/z: 585.827

Data File: HeLa_Try_pH8_HCD_3, Scans: 44337 - 44337

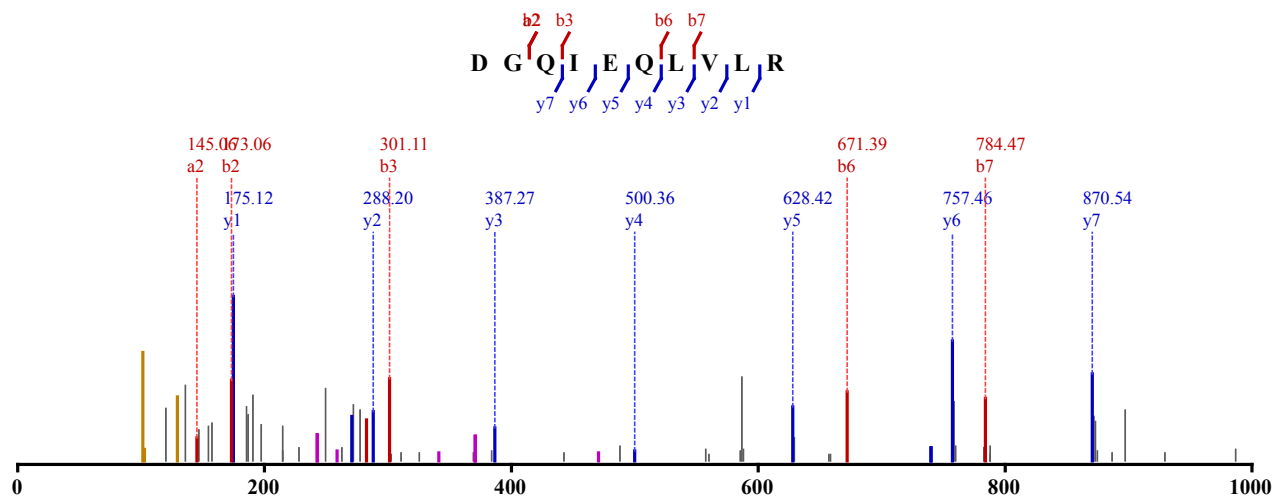


Not Modified

Identified in MSS484 with qvalue 0.00

Charge: 2, Exp. m/z: 585.827, Calc. m/z: 585.827

Data File: HeLa_Try_pH11_HCD_1, Scans: 51703 - 51703

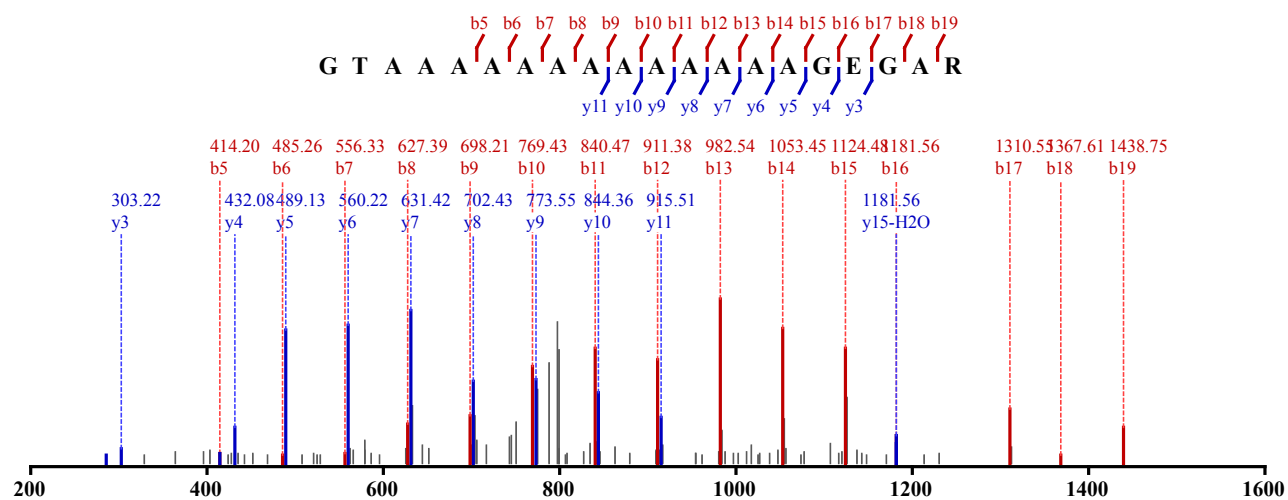


1 x Acetylation (Protein N-term)

Identified in MSS480 with qvalue 0.00

Charge: 2, Exp. m/z: 806.904, Calc. m/z: 806.907

Data File: HeLa_try_pH11_CID_3xload_3, Scans: 60299 - 60299

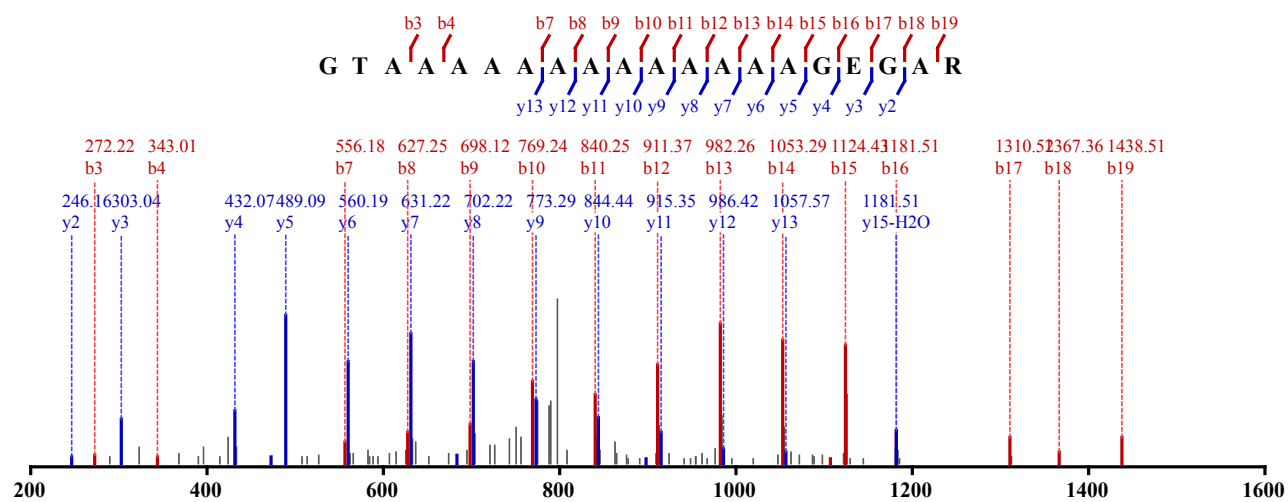


1 x Acetylation (Protein N-term)

Identified in MSS480 with qvalue 0.00

Charge: 2, Exp. m/z: 806.906, Calc. m/z: 806.907

Data File: HeLa_try_pH11_CID_3xload_3, Scans: 60227 - 60227

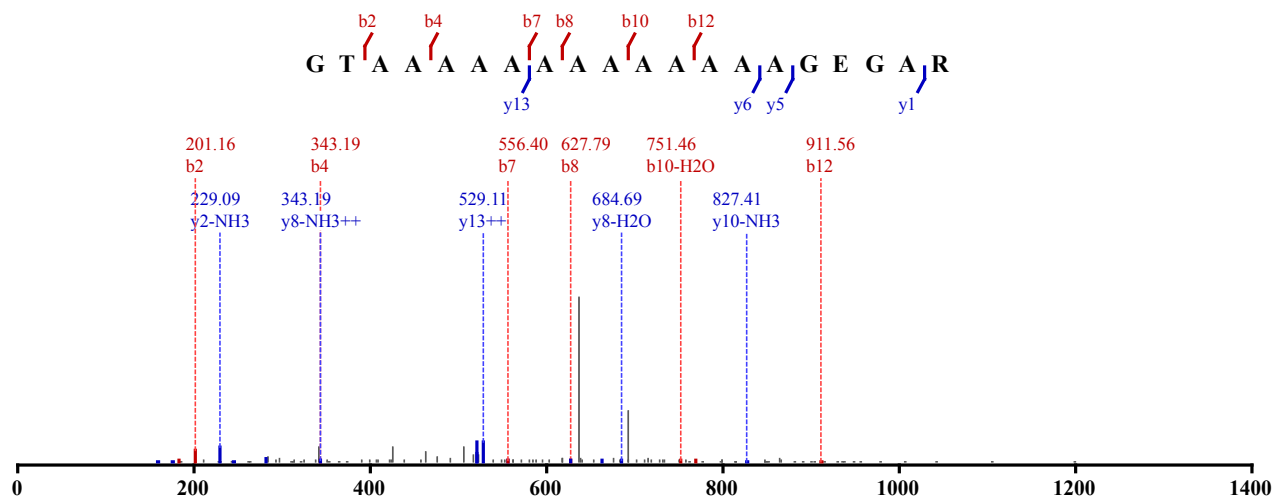


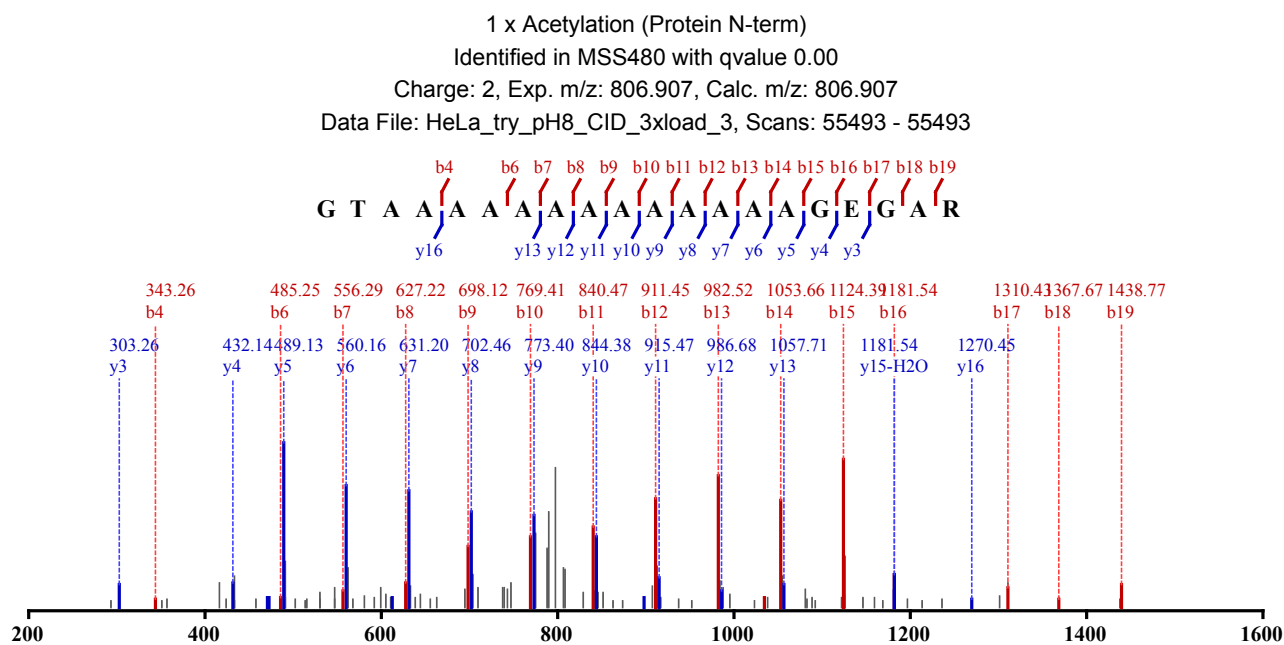
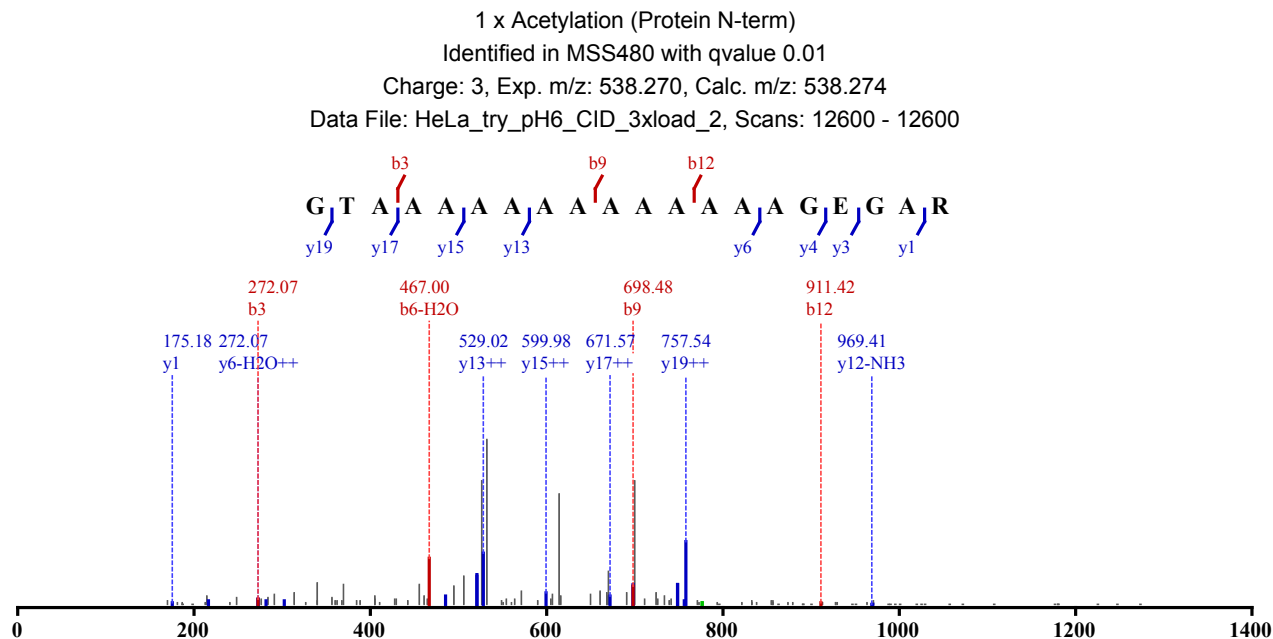
1 x Acetylation (Protein N-term)

Identified in MSS480 with qvalue 0.01

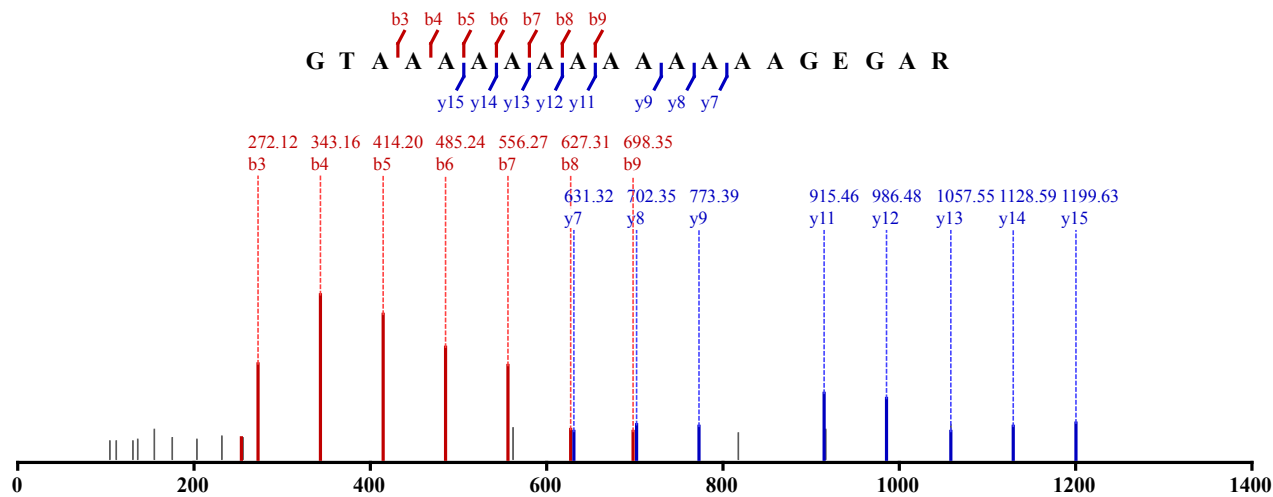
Charge: 3, Exp. m/z: 538.282, Calc. m/z: 538.274

Data File: HeLa_try_pH2_CID_3xload, Scans: 28286 - 28286

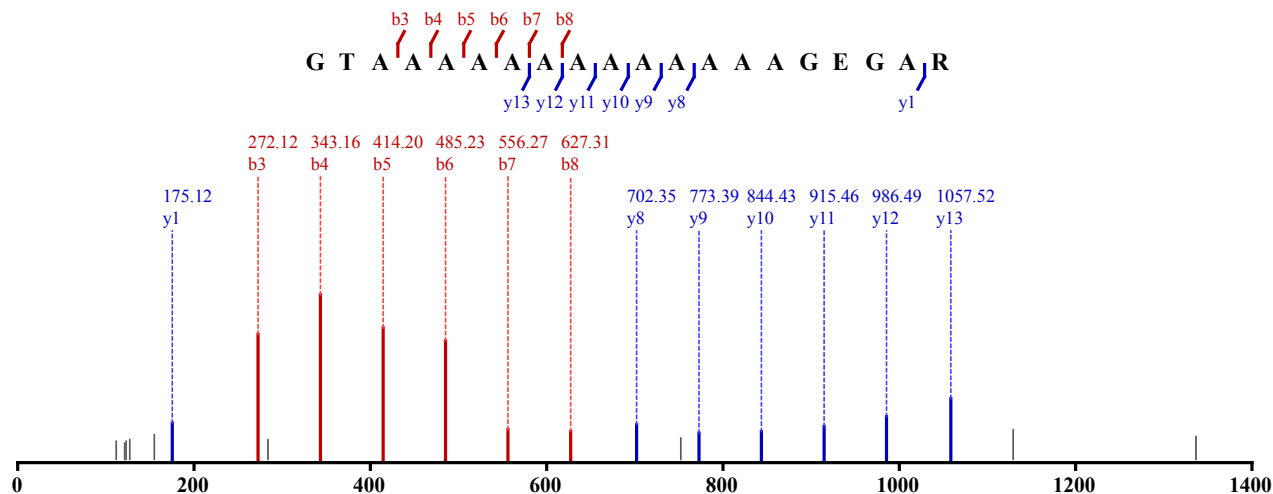




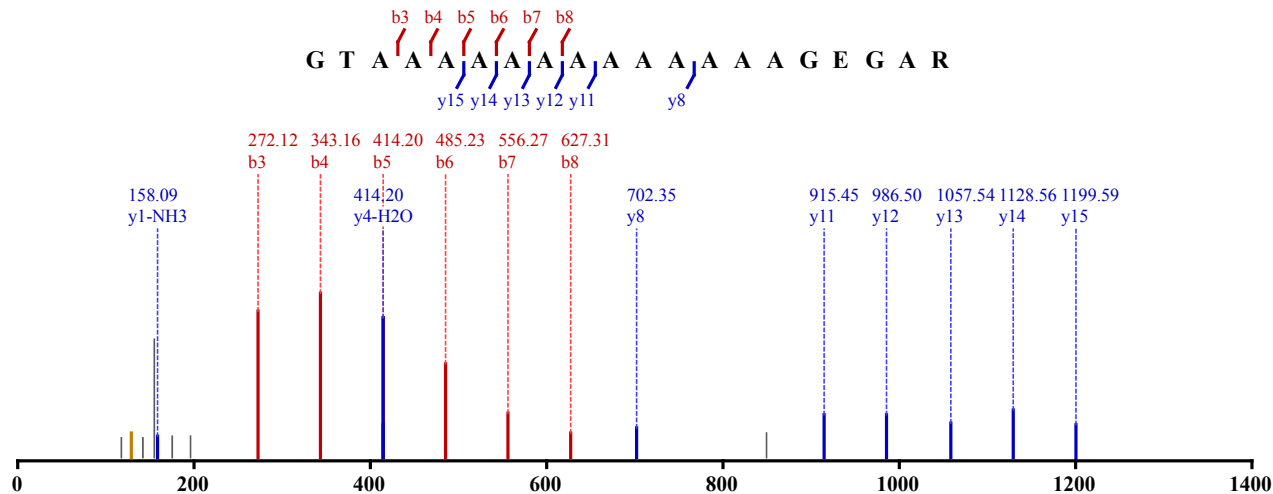
1 x Acetylation (Protein N-term)
 Identified in MSS484 with qvalue 0.00
 Charge: 2, Exp. m/z: 806.904, Calc. m/z: 806.907
 Data File: HeLa_Try_pH11_HCD_1, Scans: 63243 - 63243



1 x Acetylation (Protein N-term)
 Identified in MSS484 with qvalue 0.00
 Charge: 2, Exp. m/z: 806.904, Calc. m/z: 806.907
 Data File: HeLa_Try_pH11_HCD_2, Scans: 65015 - 65015

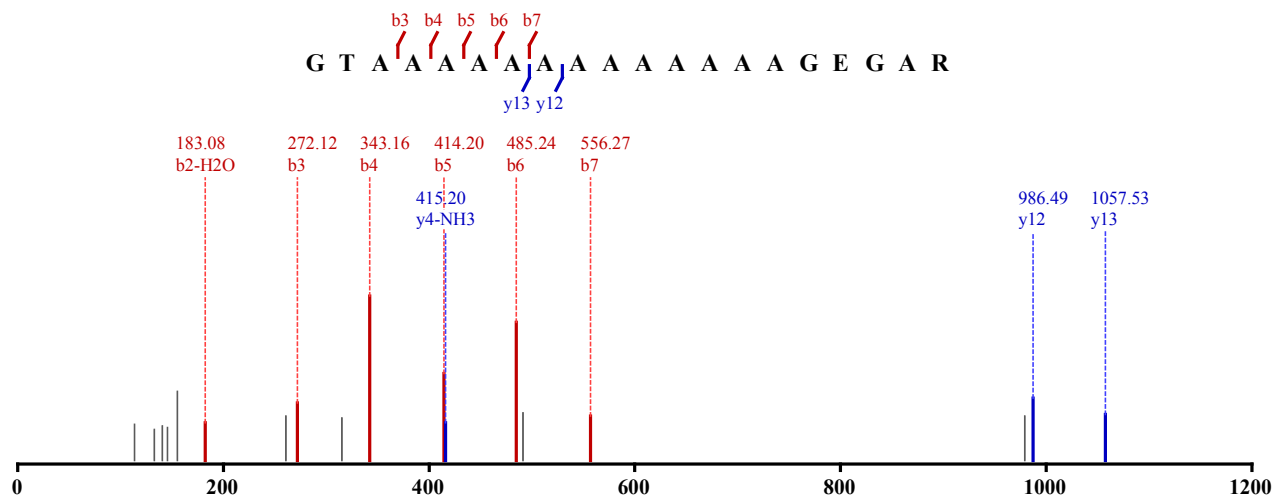


1 x Acetylation (Protein N-term)
 Identified in MSS484 with qvalue 0.00
 Charge: 2, Exp. m/z: 806.905, Calc. m/z: 806.907
 Data File: HeLa_Try_pH8_HCD_1, Scans: 59275 - 59275



1 x Acetylation (Protein N-term)
 Identified in MSS484 with qvalue 0.00
 Charge: 2, Exp. m/z: 806.905, Calc. m/z: 806.907

Data File: HeLa_Tryp_pH11_HCD_2, Scans: 64947 - 64947

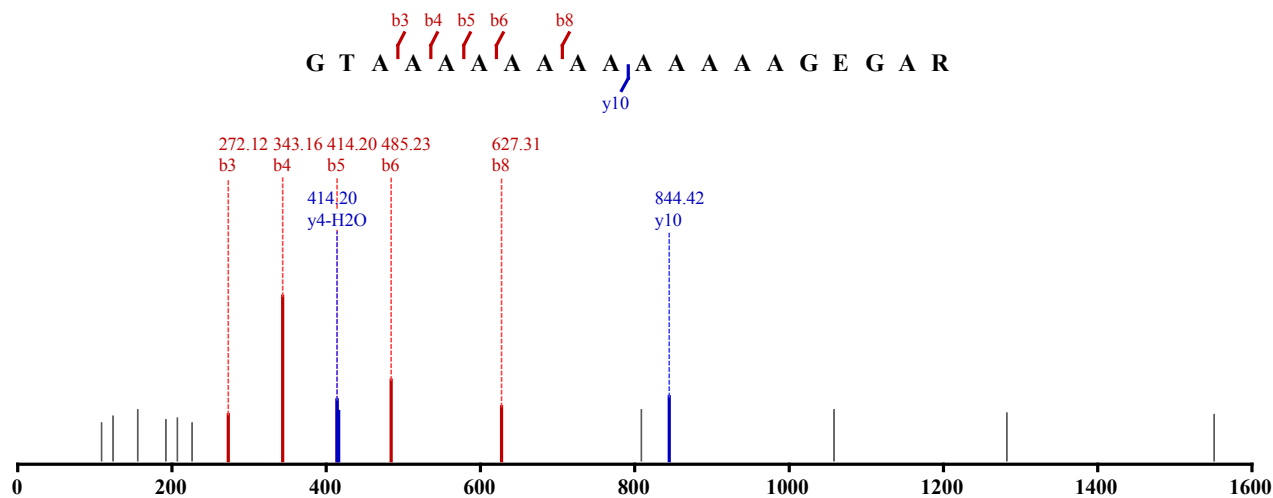


1 x Acetylation (Protein N-term)

Identified in MSS484 with qvalue 0.00

Charge: 2, Exp. m/z: 806.904, Calc. m/z: 806.907

Data File: HeLa_Tryp_pH11_HCD_3, Scans: 57146 - 57146

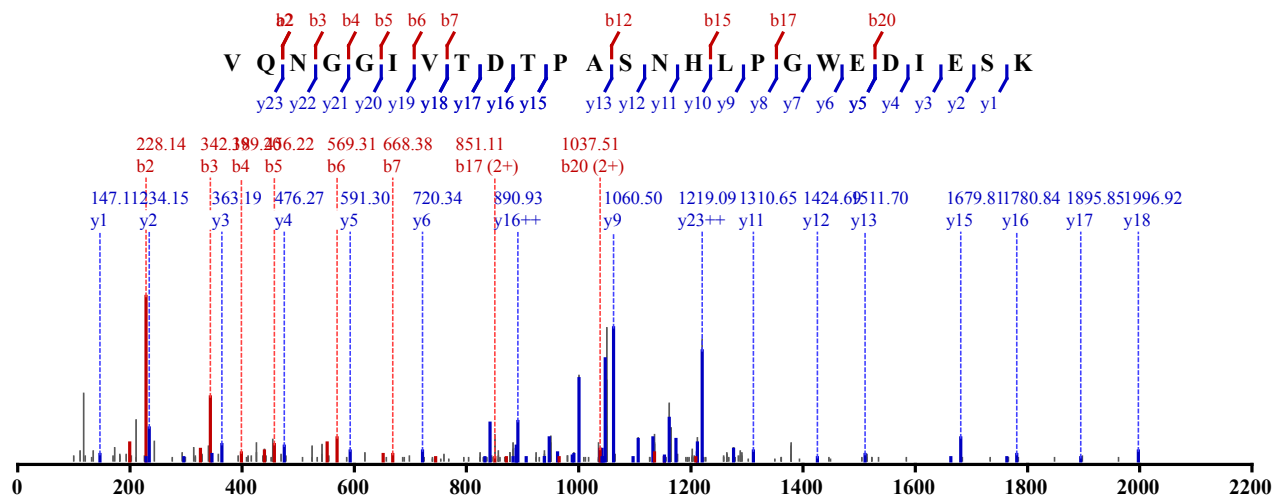


Not Modified

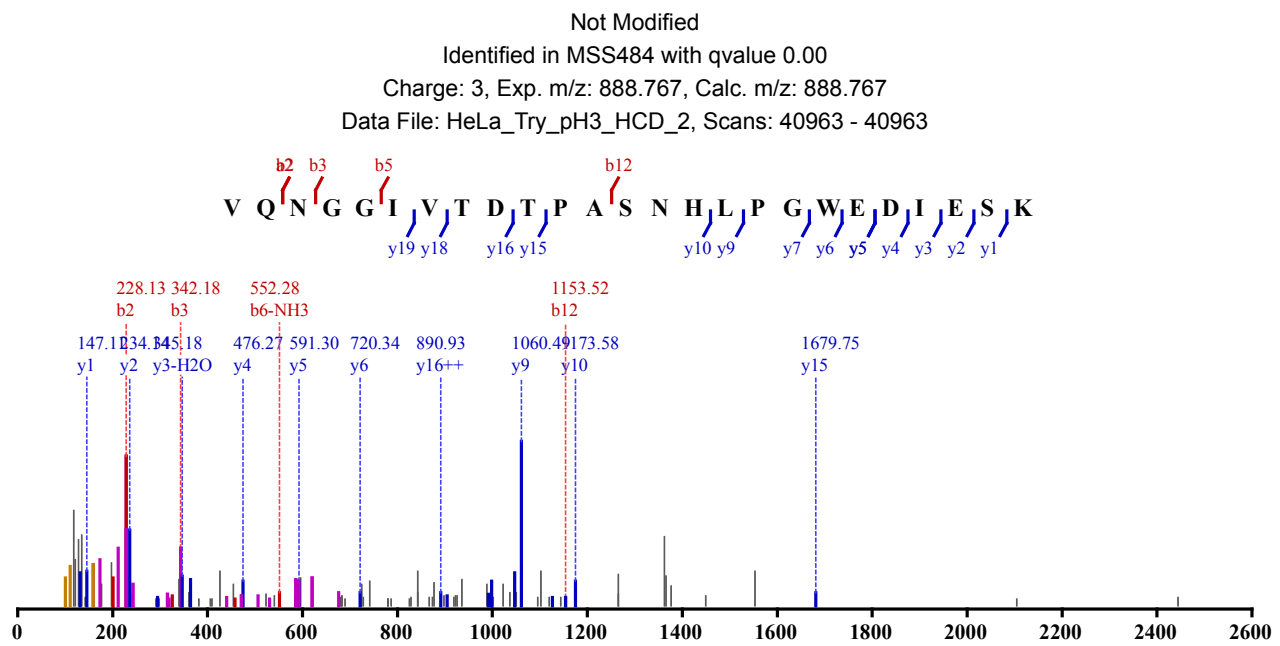
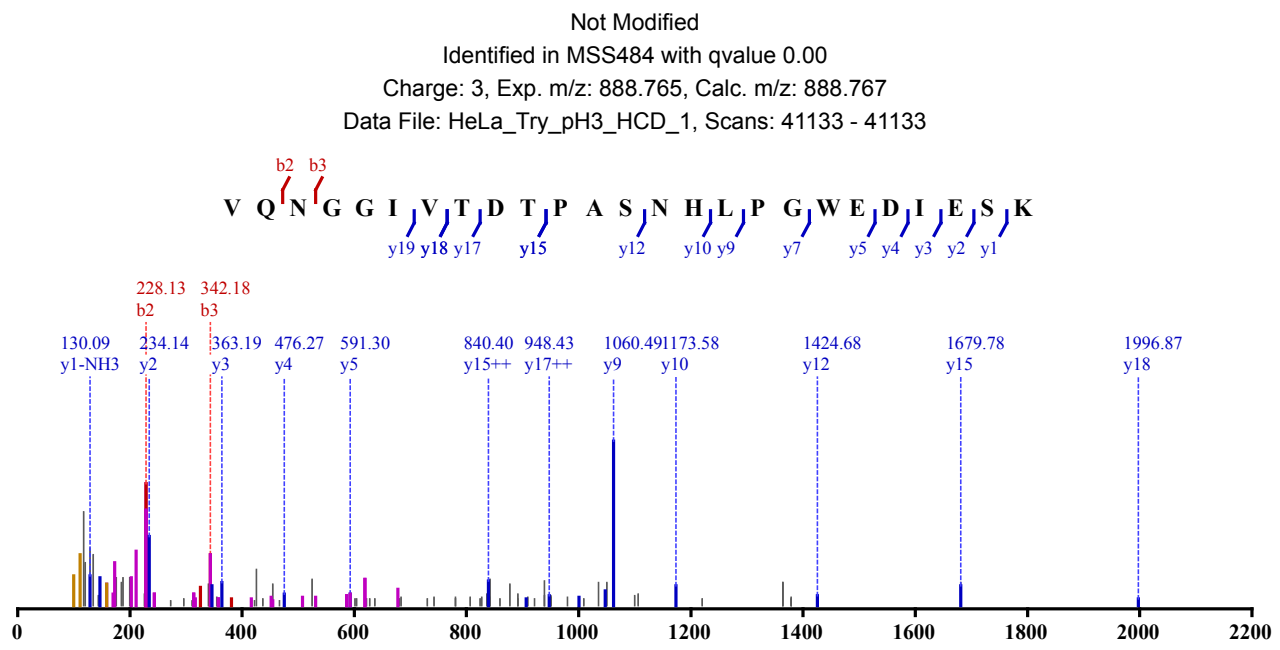
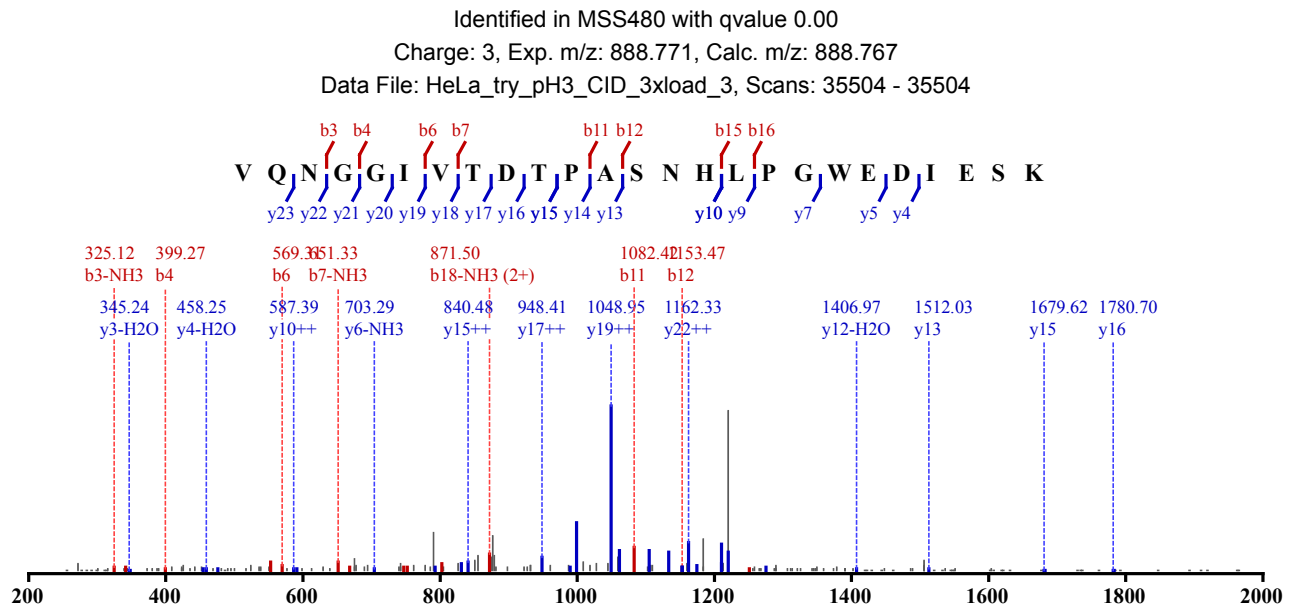
Identified in MSS30 with qvalue 0.00

Charge: 3, Exp. m/z: 888.771, Calc. m/z: 888.767

Data File: 20101224_Velos1_TaGe_SA_HeLa_05, Scans: 19650 - 19650



Not Modified

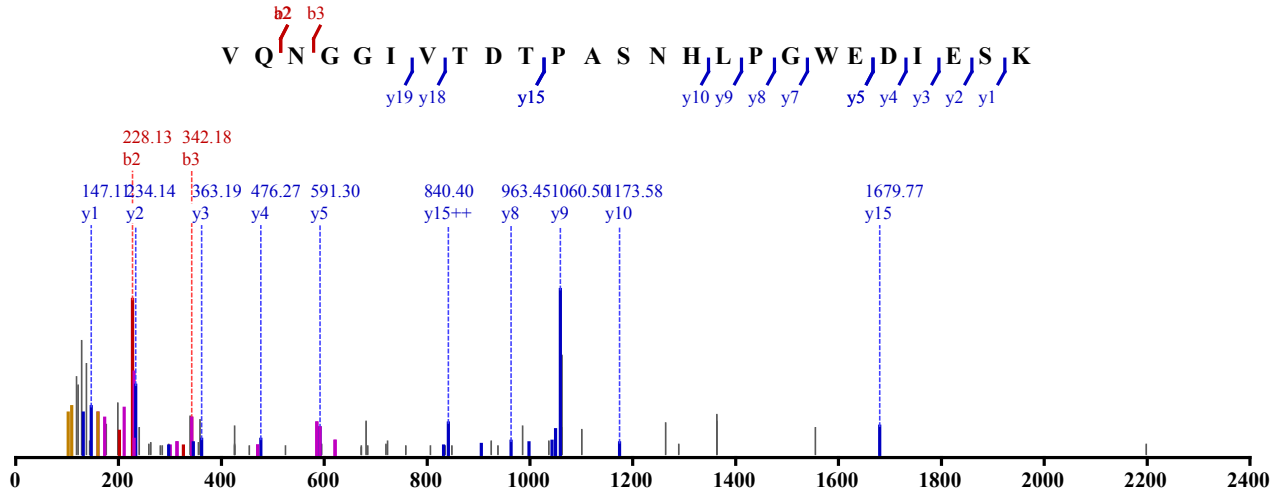


Not Modified

Identified in MSS484 with qvalue 0.00

Charge: 3, Exp. m/z: 888.768, Calc. m/z: 888.767

Data File: HeLa_Try_pH3_HCD_3, Scans: 40069 - 40069

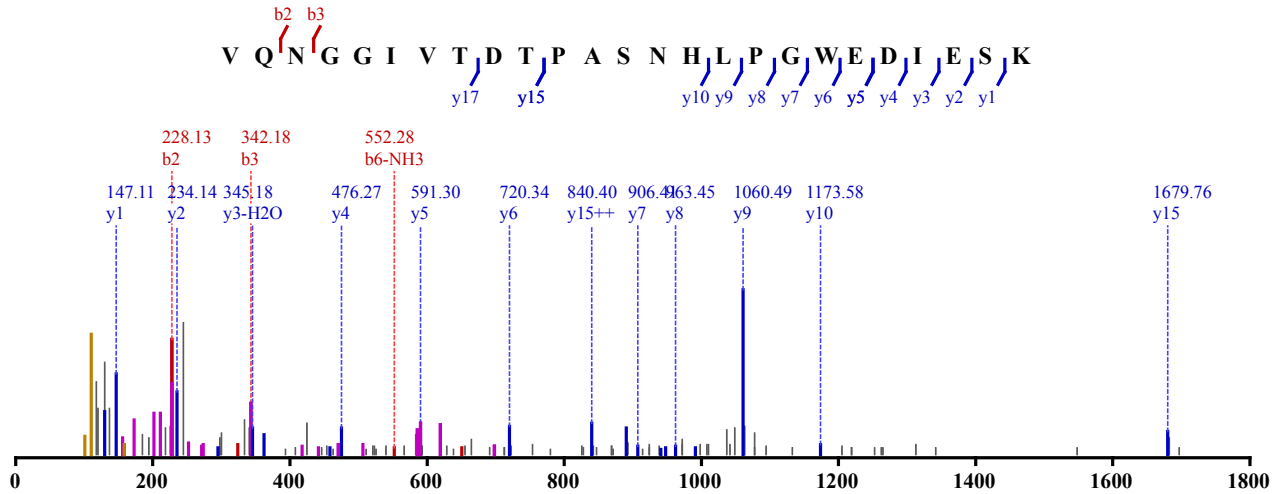


Not Modified

Identified in MSS485 with qvalue 0.00

Charge: 3, Exp. m/z: 888.767, Calc. m/z: 888.767

Data File: HeLa_LysC_pH3_HCD_1, Scans: 46573 - 46573

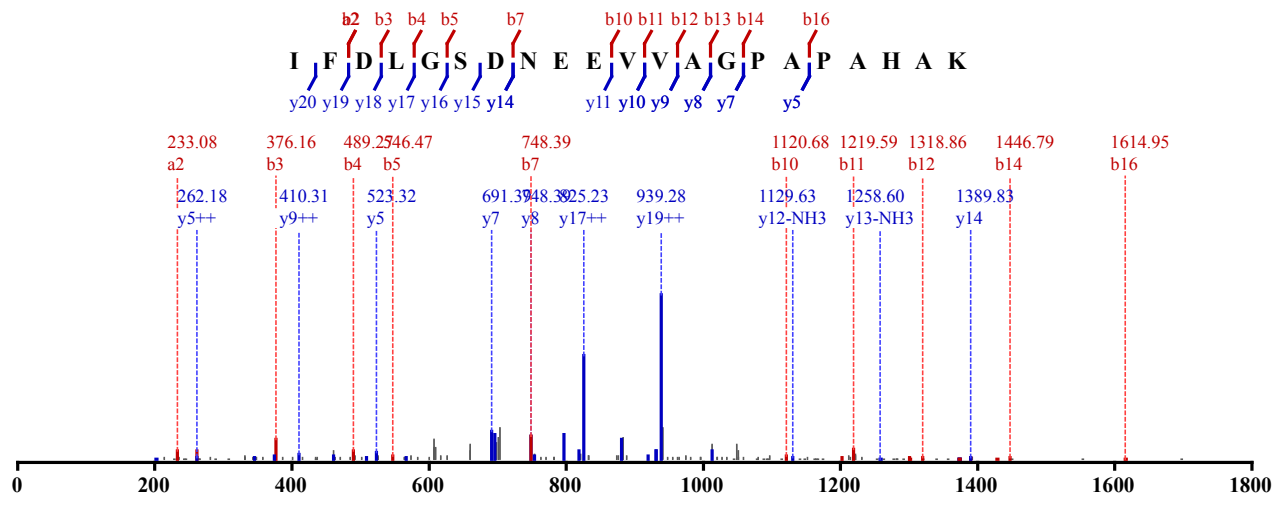


Not Modified

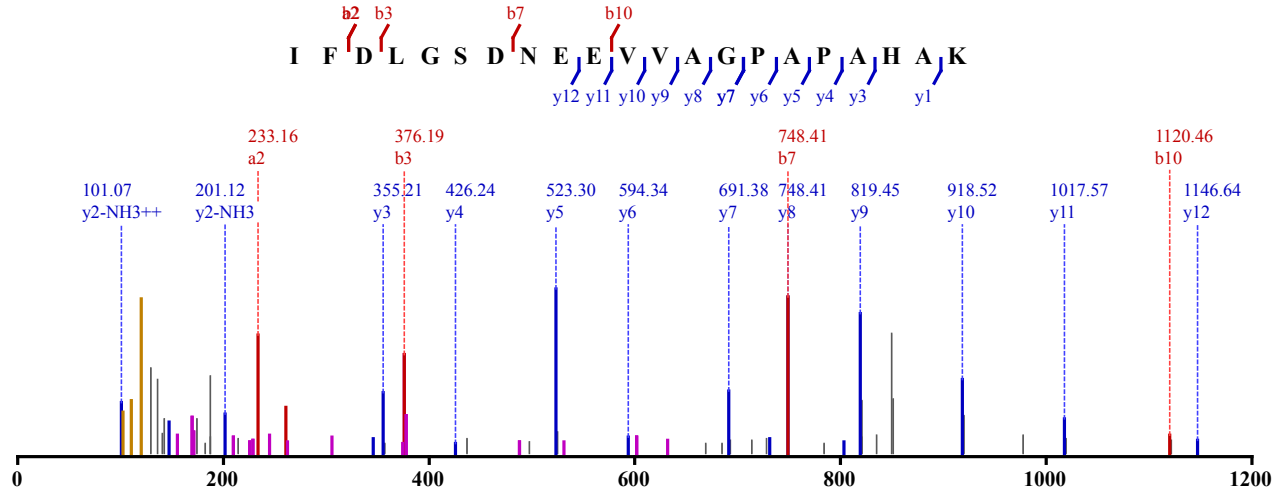
Identified in MSS480 with qvalue 0.00

Charge: 3, Exp. m/z: 713.023, Calc. m/z: 713.024

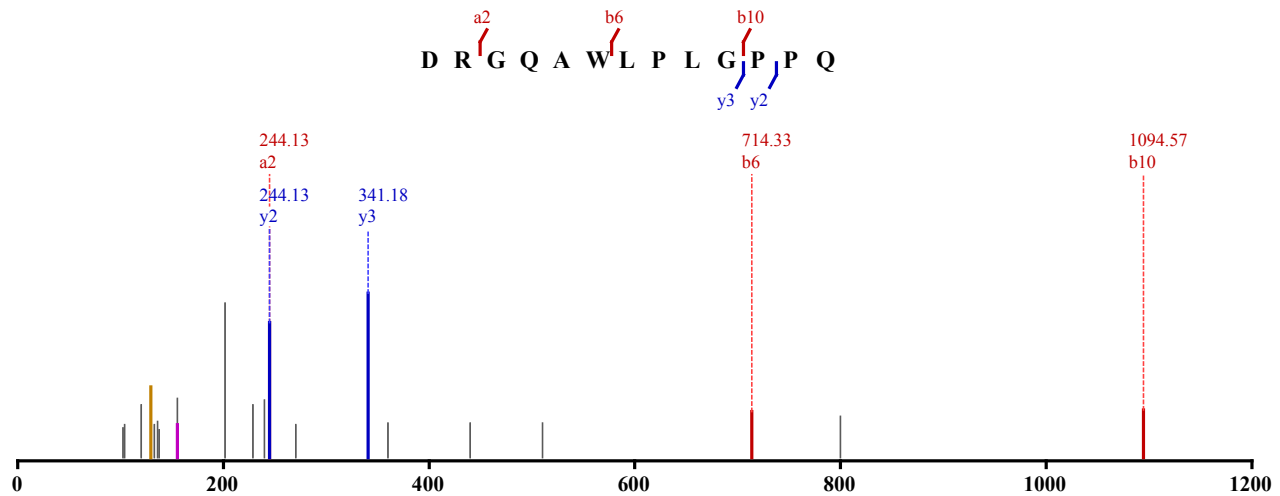
Data File: HeLa_try_pH4_CID_3xload, Scans: 25553 - 25553



Not Modified
 Identified in MSS484 with qvalue 0.00
 Charge: 3, Exp. m/z: 713.022, Calc. m/z: 713.024
 Data File: HeLa_Try_pH4_HCD_2, Scans: 37182 - 37182

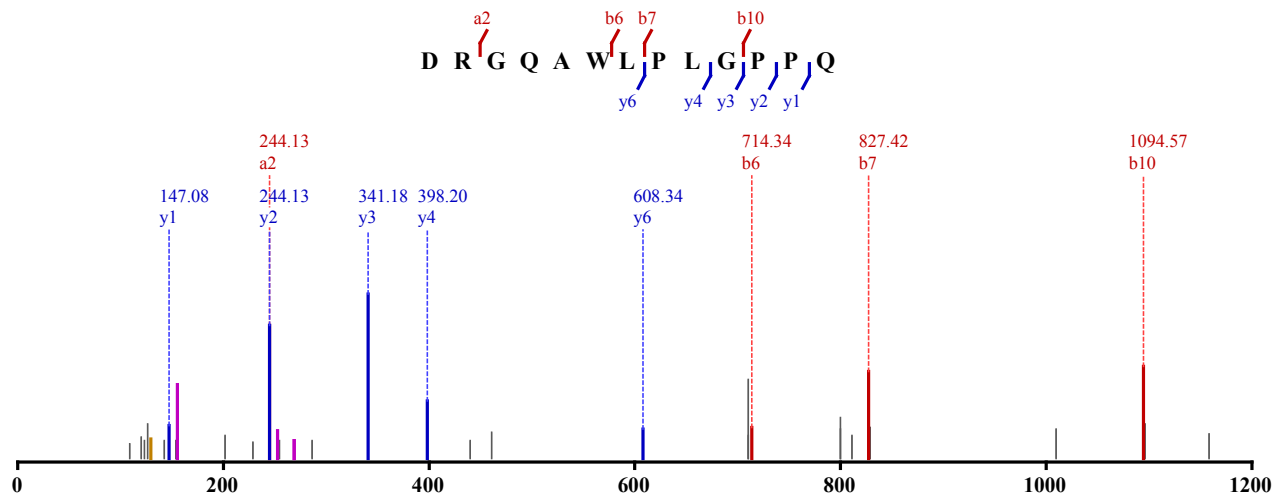


Not Modified
 Identified in MSS479 with qvalue 0.00
 Charge: 2, Exp. m/z: 717.874, Calc. m/z: 717.877
 Data File: HeLa_AspN_pH8_HCD_3, Scans: 42774 - 42774



Not Modified
 Identified in MSS479 with qvalue 0.00
 Charge: 2, Exp. m/z: 717.878, Calc. m/z: 717.877

Data File: HeLa_AspN_pH11_HCD_1, Scans: 47711 - 47711

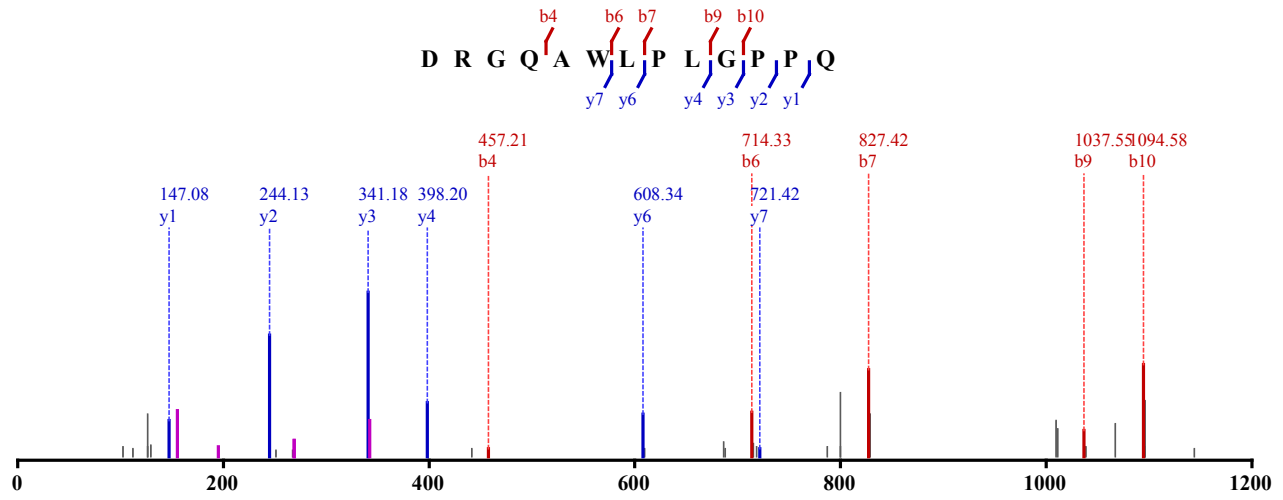


Not Modified

Identified in MSS479 with qvalue 0.00

Charge: 2, Exp. m/z: 717.878, Calc. m/z: 717.877

Data File: HeLa_AspN_pH11_HCD_1, Scans: 47777 - 47777

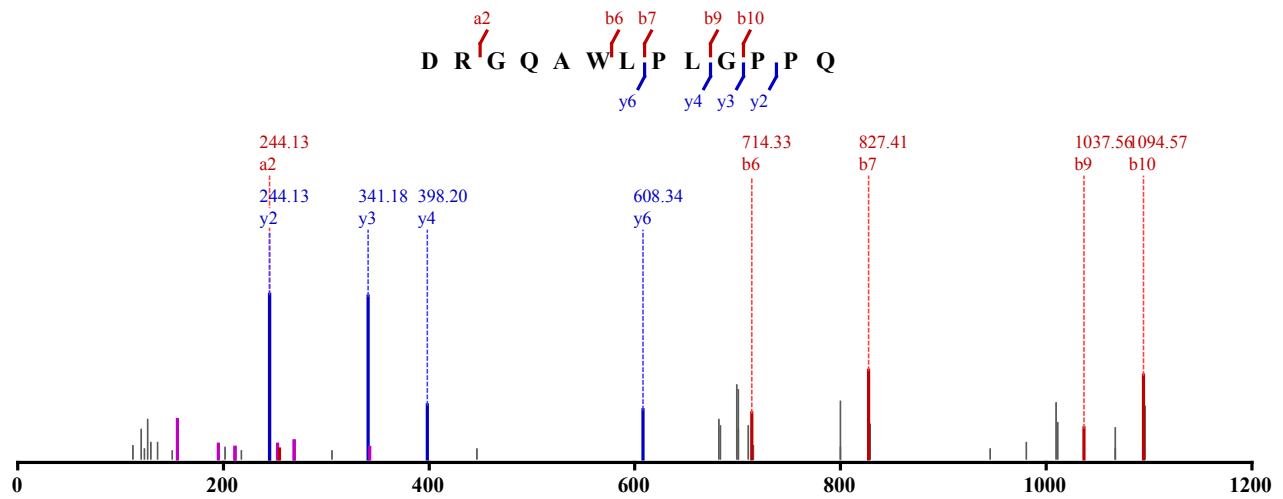


Not Modified

Identified in MSS479 with qvalue 0.00

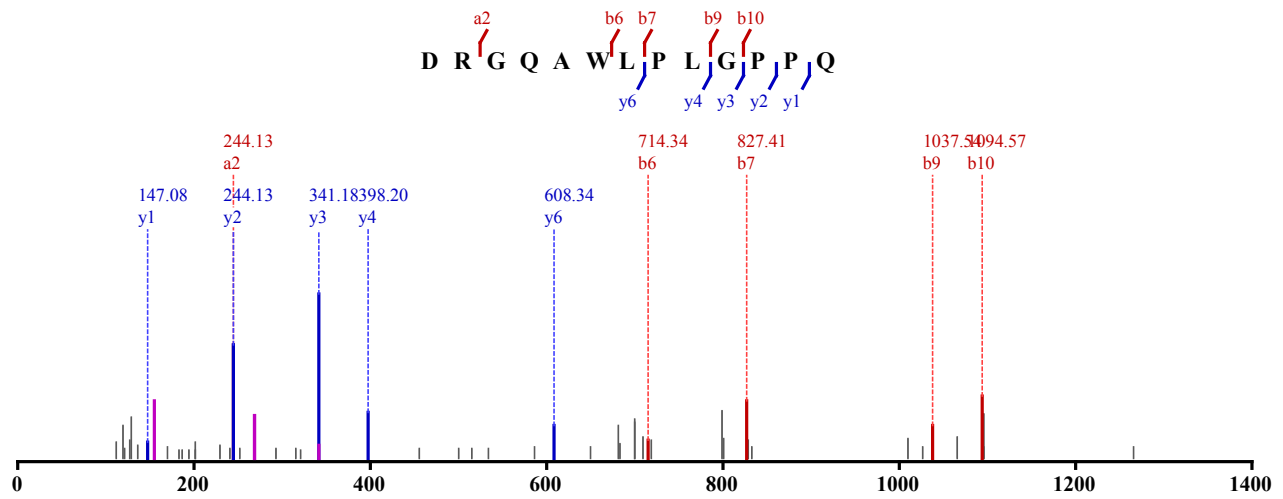
Charge: 2, Exp. m/z: 717.878, Calc. m/z: 717.877

Data File: HeLa_AspN_pH11_HCD_2, Scans: 46521 - 46521

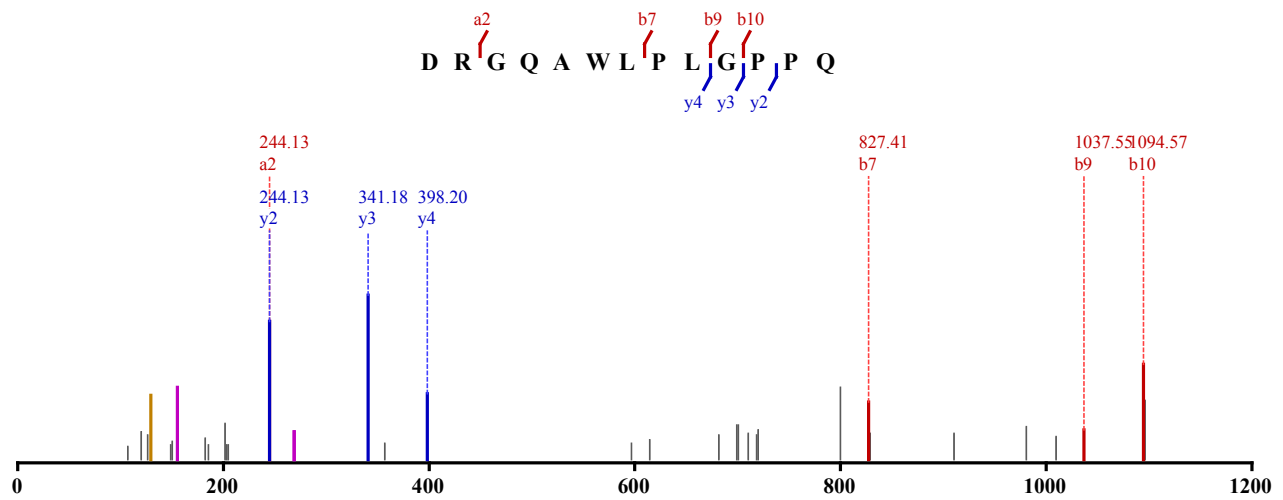


Not Modified

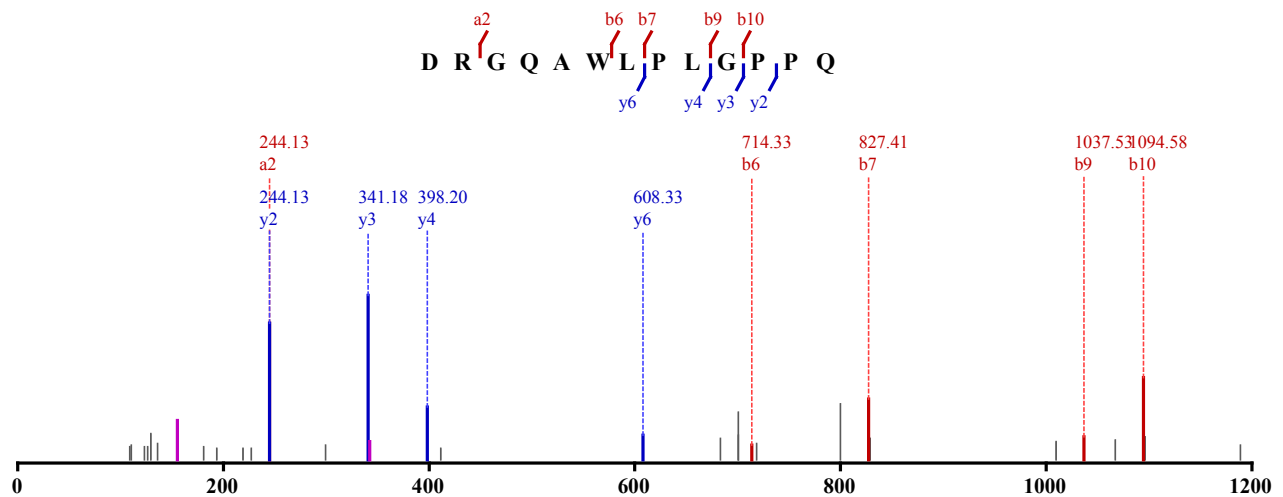
Identified in MSS479 with qvalue 0.00
 Charge: 2, Exp. m/z: 717.877, Calc. m/z: 717.877
 Data File: HeLa_AspN_pH11_HCD_2, Scans: 46587 - 46587



Not Modified
 Identified in MSS479 with qvalue 0.00
 Charge: 2, Exp. m/z: 717.879, Calc. m/z: 717.877
 Data File: HeLa_AspN_pH11_HCD_3, Scans: 45602 - 45602



Not Modified
 Identified in MSS479 with qvalue 0.00
 Charge: 2, Exp. m/z: 717.877, Calc. m/z: 717.877
 Data File: HeLa_AspN_pH11_HCD_3, Scans: 45676 - 45676

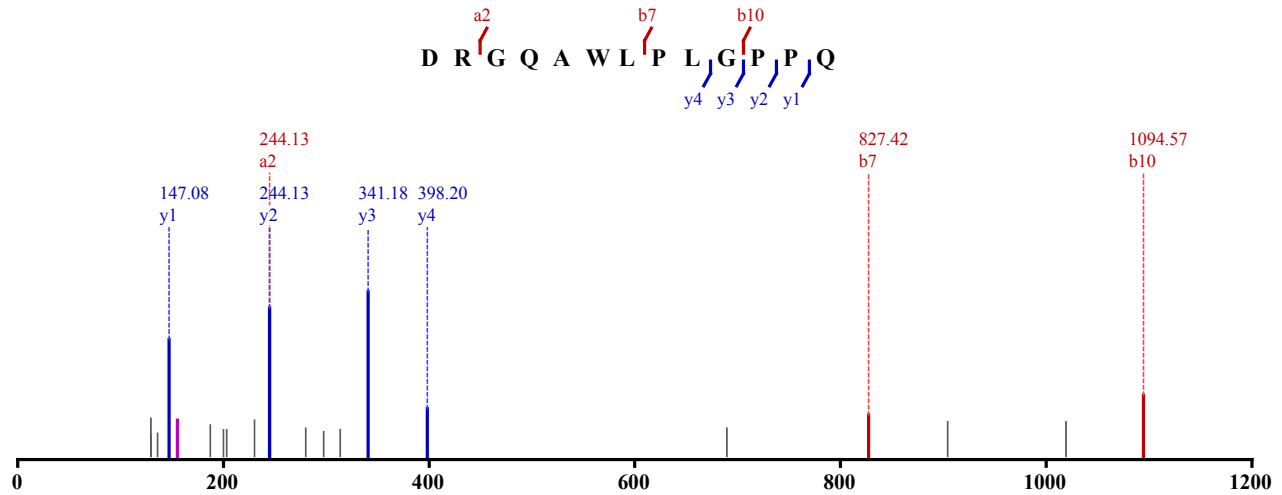


Not Modified

Identified in MSS479 with qvalue 0.00

Charge: 2, Exp. m/z: 717.878, Calc. m/z: 717.877

Data File: HeLa_AspN_pH8_HCD_1, Scans: 44648 - 44648

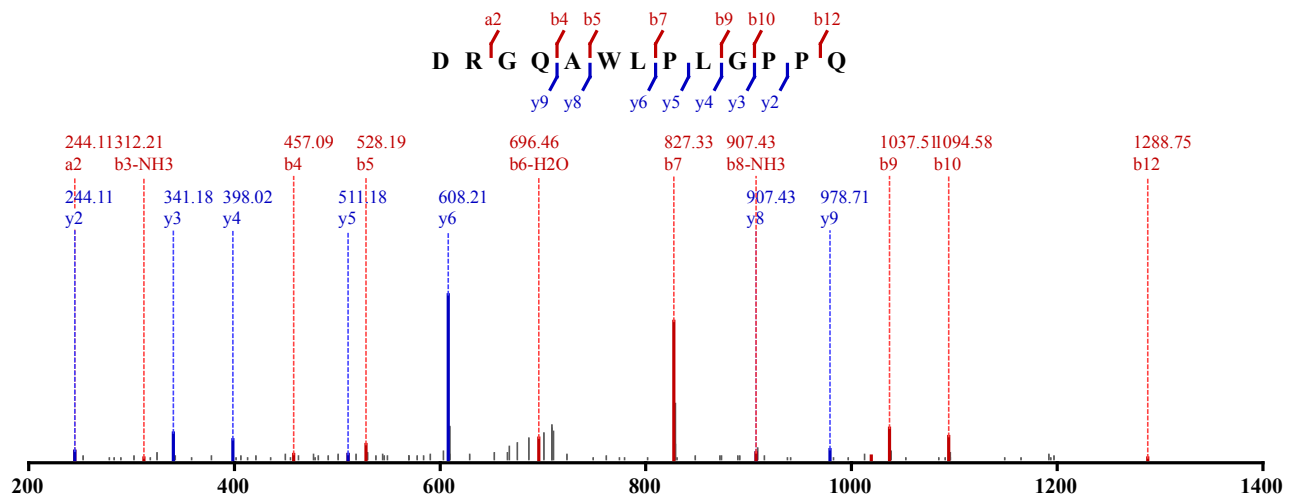


Not Modified

Identified in MSS483 with qvalue 0.00

Charge: 2, Exp. m/z: 717.878, Calc. m/z: 717.877

Data File: HeLa_AspN_pH11_CID_3xload_2, Scans: 37248 - 37248

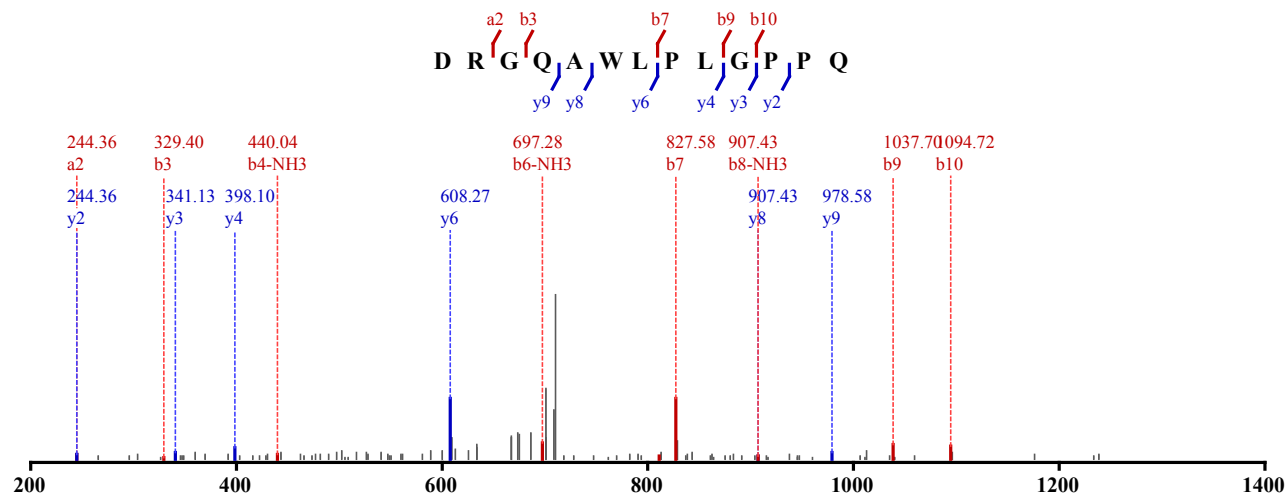


Not Modified

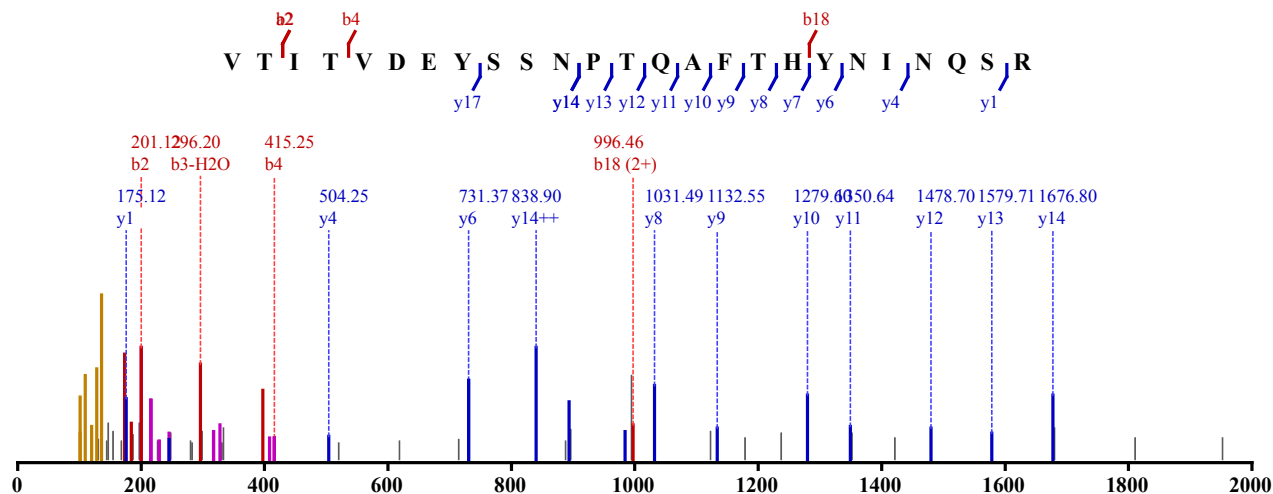
Identified in MSS483 with qvalue 0.00

Charge: 2, Exp. m/z: 717.878, Calc. m/z: 717.877

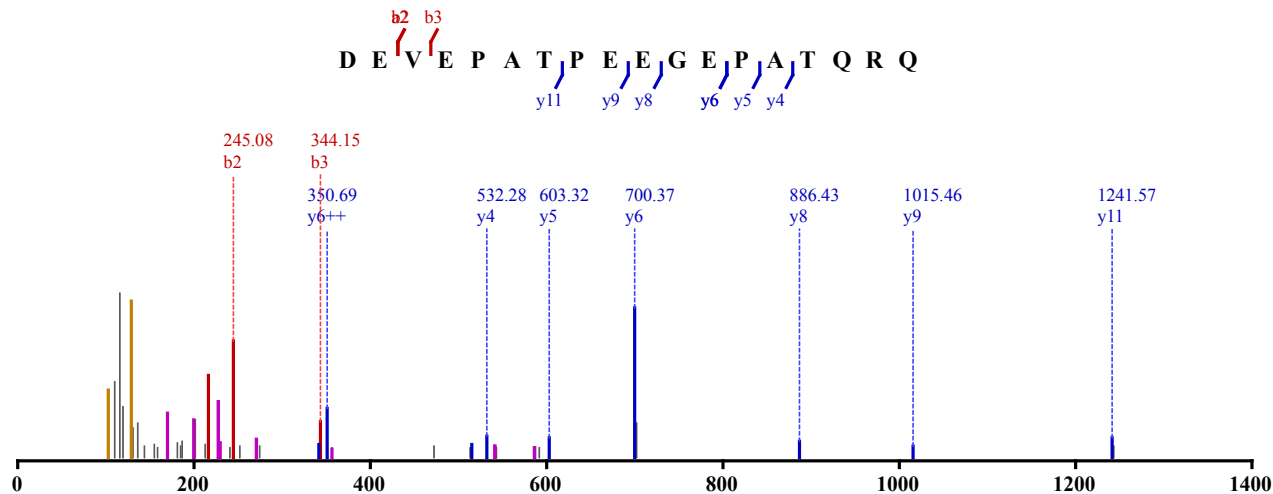
Data File: HeLa_AspN_pH11_CID_3xload_2, Scans: 37321 - 37321



Not Modified
 Identified in MSS484 with qvalue 0.00
 Charge: 3, Exp. m/z: 962.461, Calc. m/z: 962.461
 Data File: HeLa_Try_80pcACN_HCD_3, Scans: 42189 - 42189

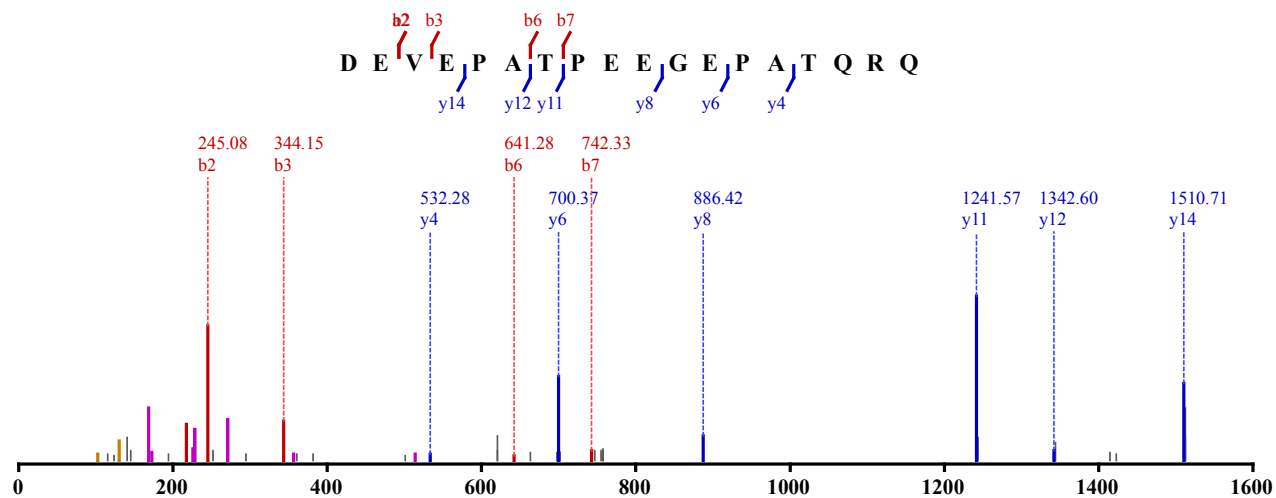


Not Modified
 Identified in MSS479 with qvalue 0.00
 Charge: 3, Exp. m/z: 661.636, Calc. m/z: 661.637
 Data File: HeLa_AspN_pH3_HCD_2, Scans: 17163 - 17163



Not Modified
 Identified in MSS479 with qvalue 0.00
 Charge: 2, Exp. m/z: 991.950, Calc. m/z: 991.952

Data File: HeLa_AspN_pH3_HCD_1, Scans: 17752 - 17752

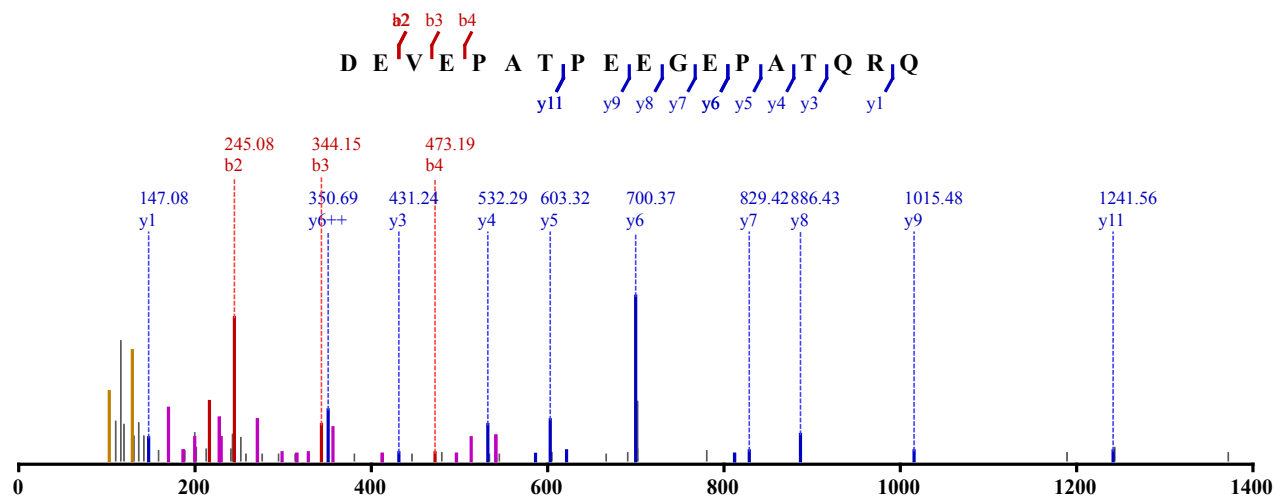


Not Modified

Identified in MSS479 with qvalue 0.00

Charge: 3, Exp. m/z: 661.636, Calc. m/z: 661.637

Data File: HeLa_AspN_pH3_HCD_1, Scans: 17770 - 17770

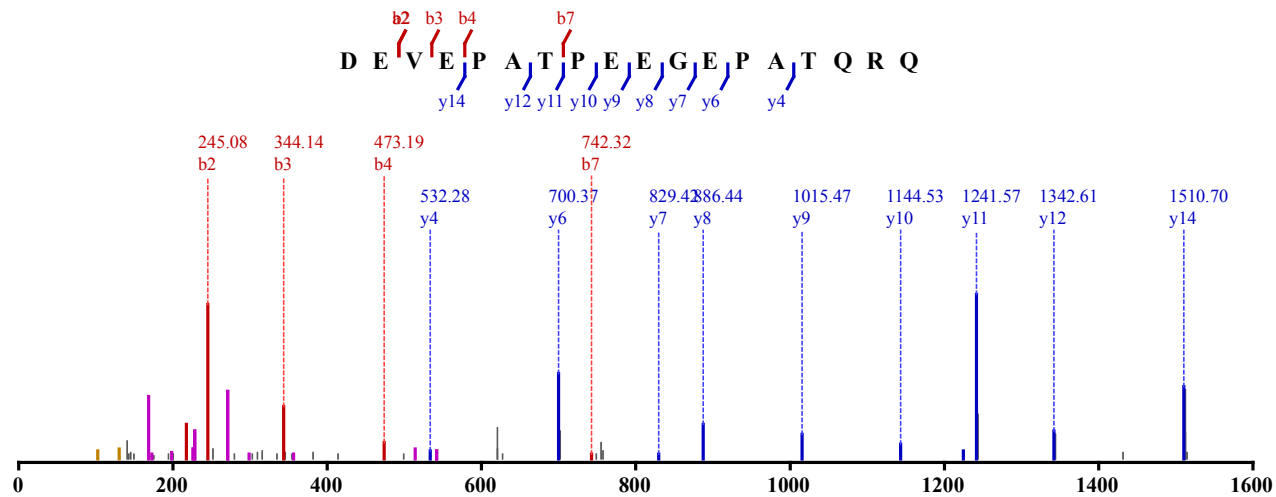


Not Modified

Identified in MSS479 with qvalue 0.00

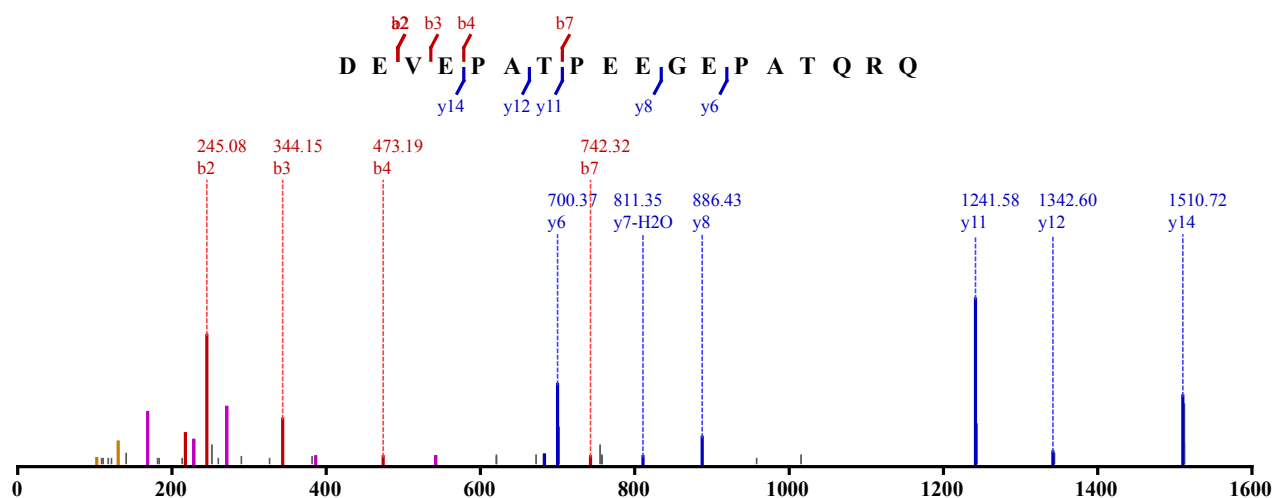
Charge: 2, Exp. m/z: 991.950, Calc. m/z: 991.952

Data File: HeLa_AspN_pH3_HCD_2, Scans: 17144 - 17144

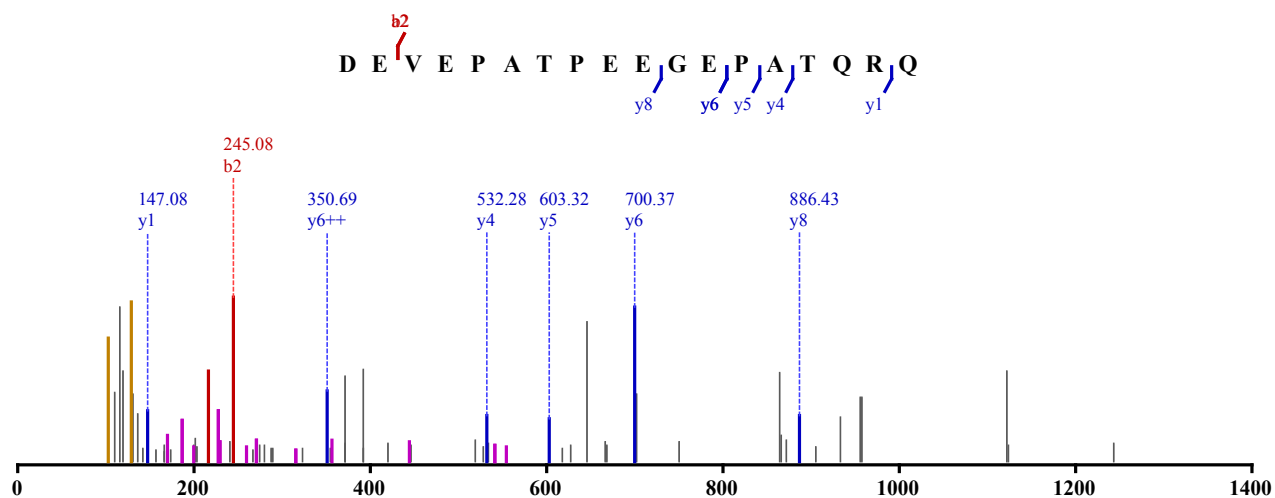


Not Modified

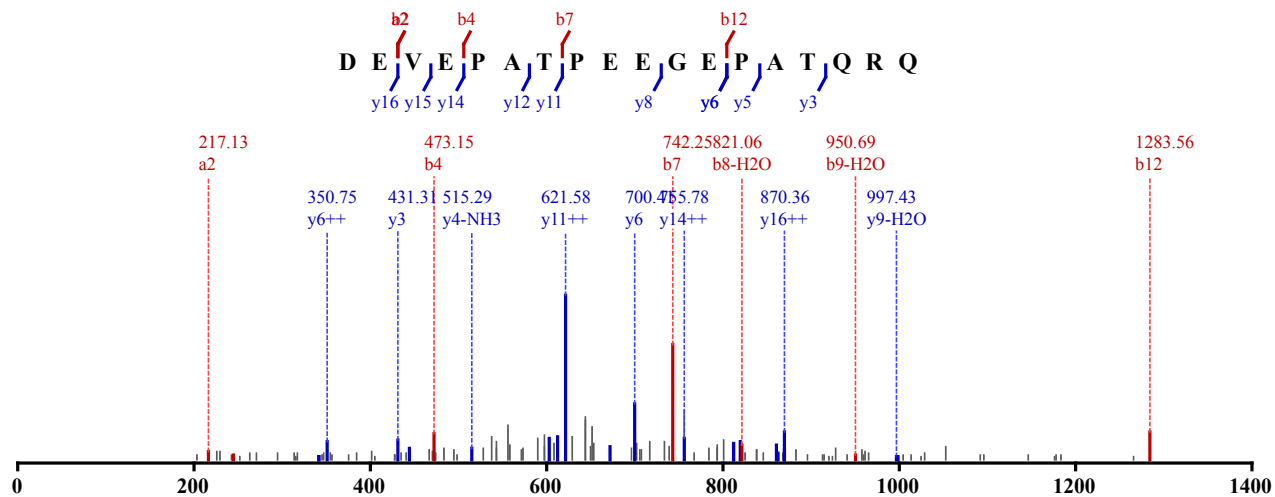
Identified in MSS479 with qvalue 0.00
 Charge: 2, Exp. m/z: 991.949, Calc. m/z: 991.952
 Data File: HeLa_AspN_pH3_HCD_3, Scans: 17196 - 17196

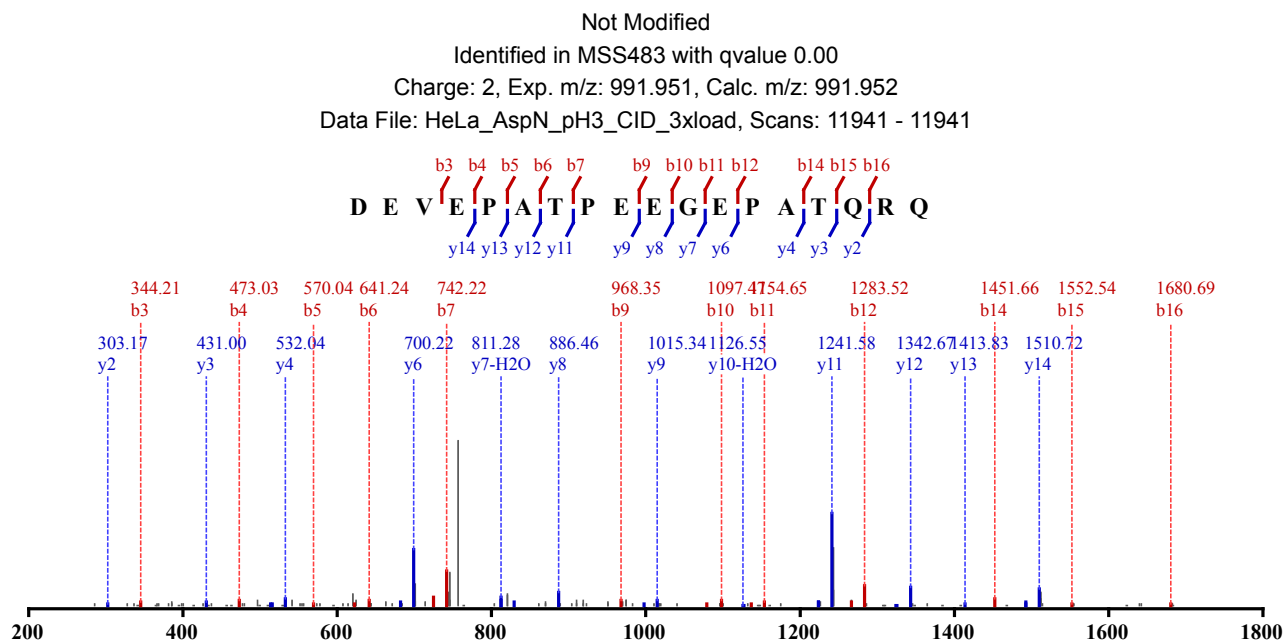
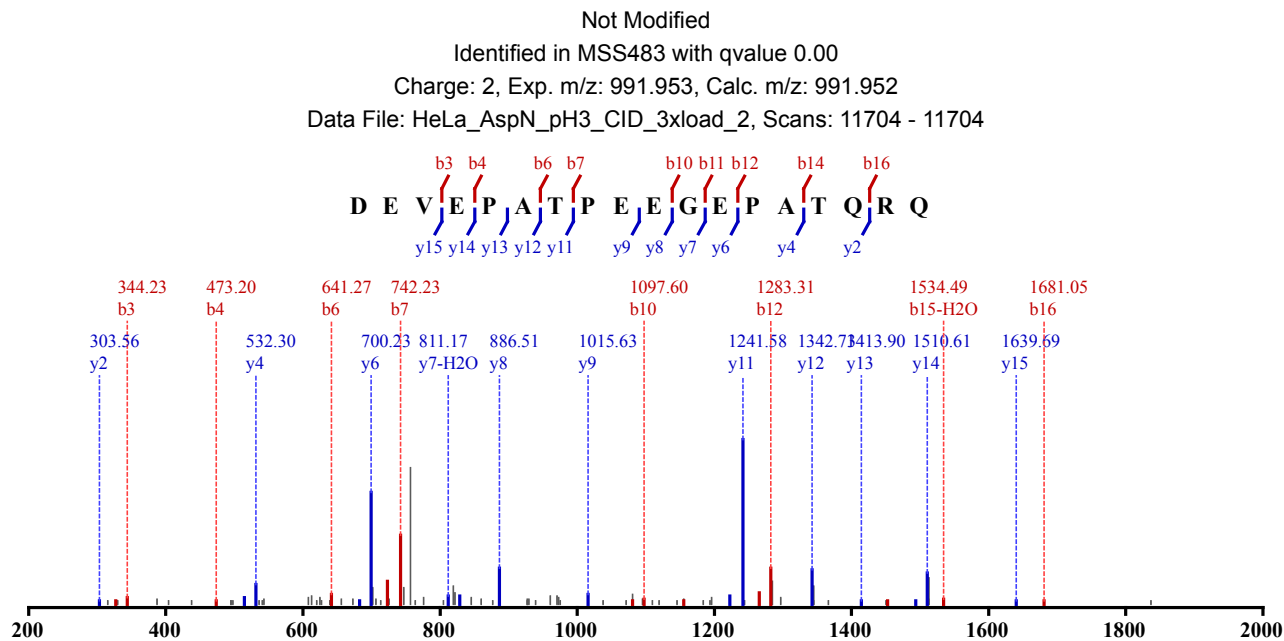


Not Modified
 Identified in MSS479 with qvalue 0.01
 Charge: 3, Exp. m/z: 661.635, Calc. m/z: 661.637
 Data File: HeLa_AspN_pH3_HCD_3, Scans: 17215 - 17215

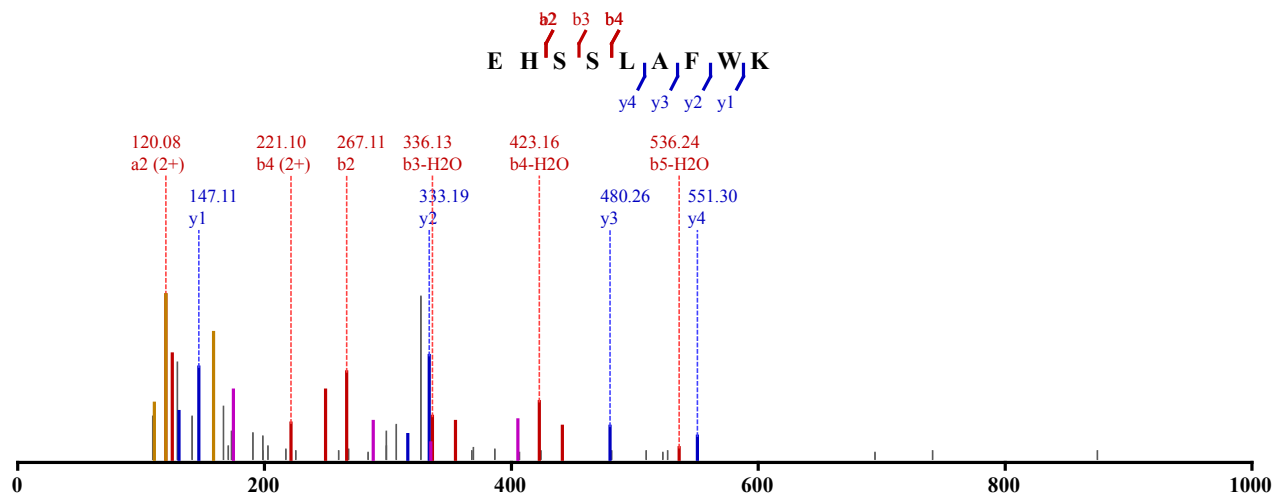


Not Modified
 Identified in MSS483 with qvalue 0.00
 Charge: 3, Exp. m/z: 661.637, Calc. m/z: 661.637
 Data File: HeLa_AspN_pH3_CID_3xload_2, Scans: 11713 - 11713





Not Modified
 Identified in MSS484 with qvalue 0.00
 Charge: 3, Exp. m/z: 368.854, Calc. m/z: 368.854
 Data File: HeLa_Try_pH5_HCD_3, Scans: 22044 - 22044

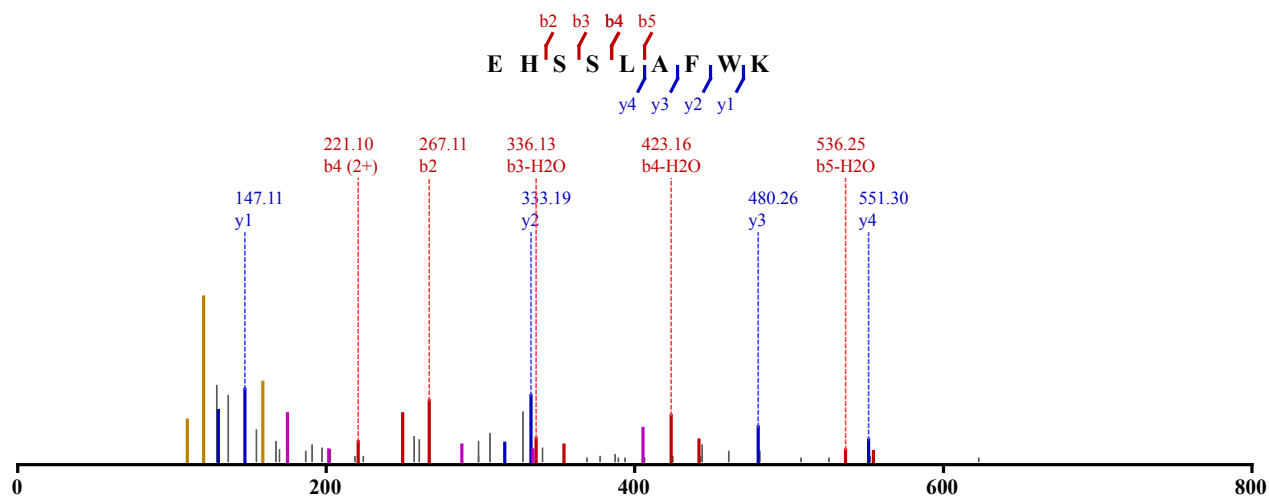


Not Modified

Identified in MSS485 with qvalue 0.00

Charge: 3, Exp. m/z: 368.854, Calc. m/z: 368.854

Data File: HeLa_LysC_pH6_HCD_2, Scans: 28863 - 28863

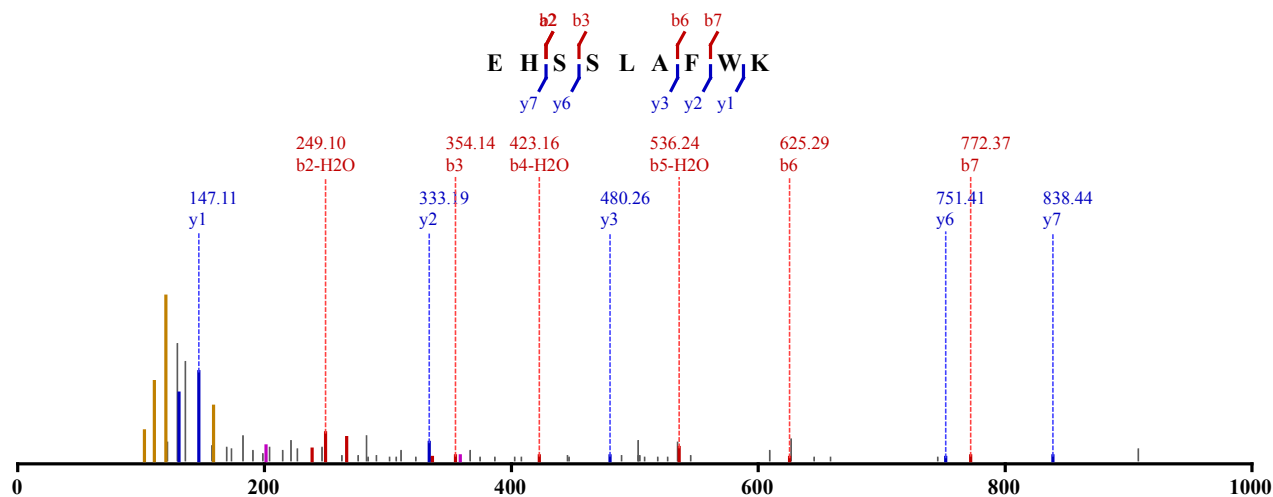


Not Modified

Identified in MSS485 with qvalue 0.00

Charge: 2, Exp. m/z: 552.778, Calc. m/z: 552.777

Data File: HeLa_LysC_pH6_HCD_2, Scans: 28851 - 28851

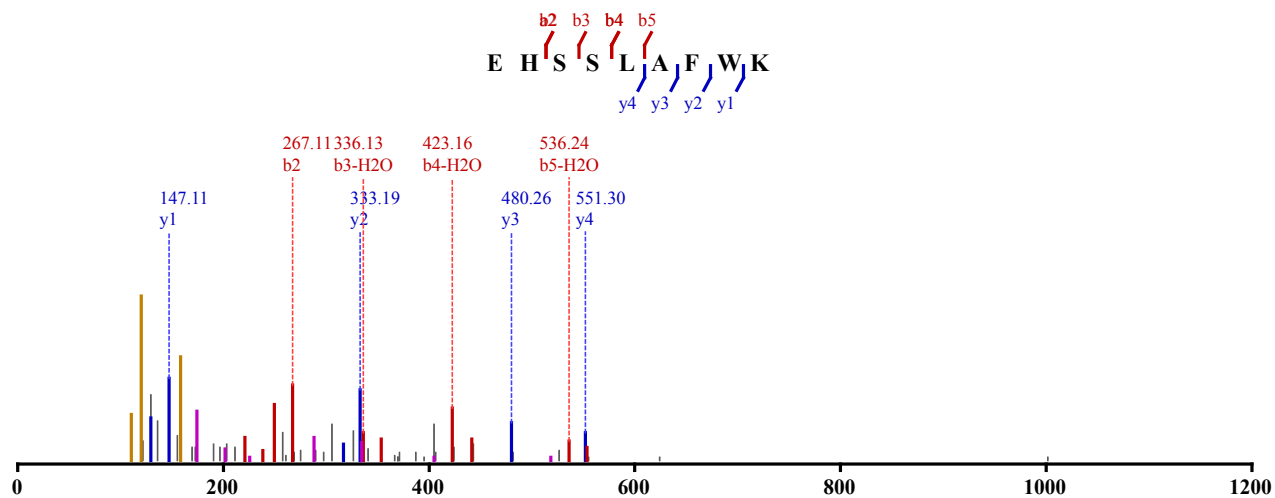


Not Modified

Identified in MSS485 with qvalue 0.00

Charge: 3, Exp. m/z: 368.854, Calc. m/z: 368.854

Data File: HeLa_LysC_pH6_HCD_3, Scans: 29384 - 29384

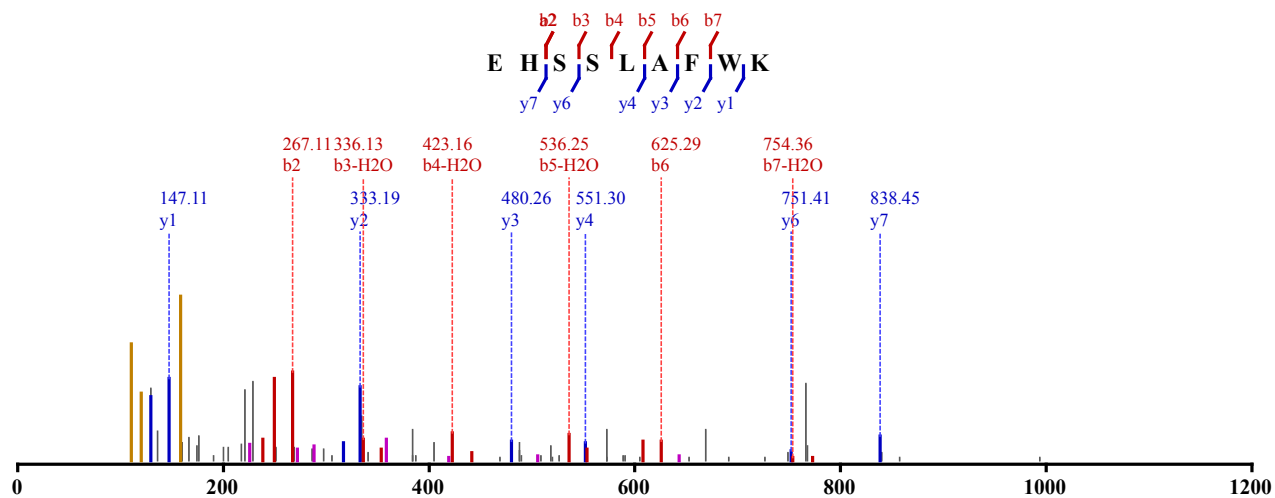


Not Modified

Identified in MSS487 with qvalue 0.00

Charge: 2, Exp. m/z: 552.777, Calc. m/z: 552.777

Data File: HeLa_ArgC-Try_pH5_HCD_1, Scans: 21908 - 21908

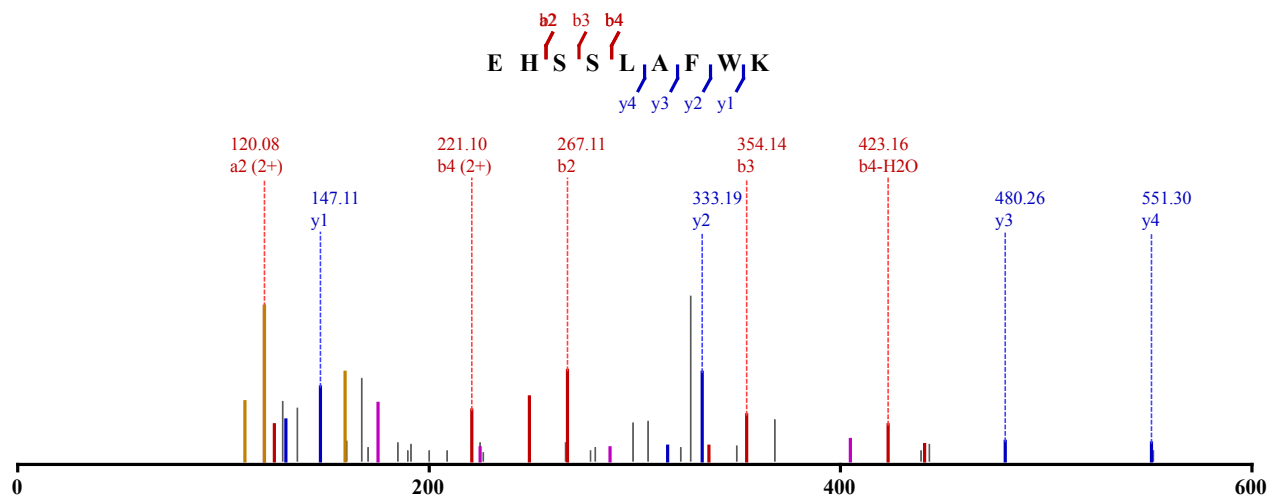


Not Modified

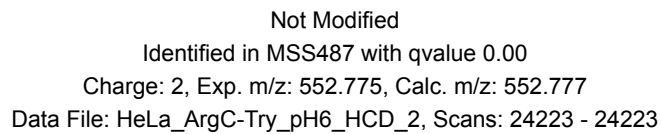
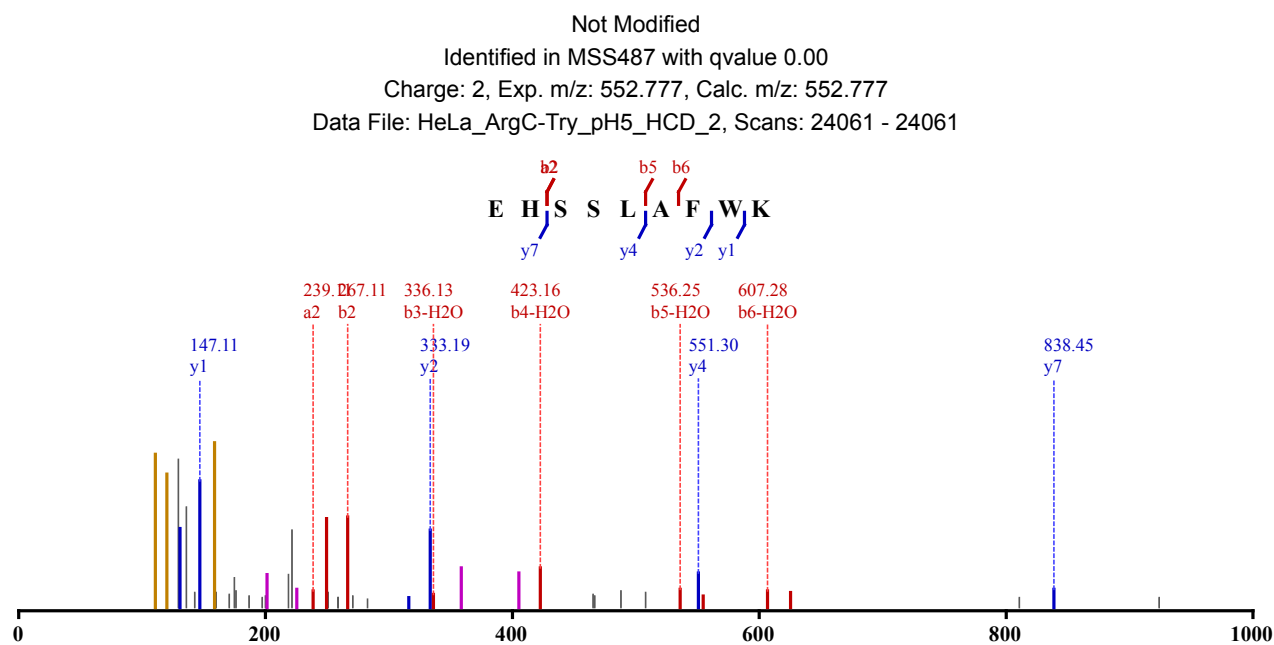
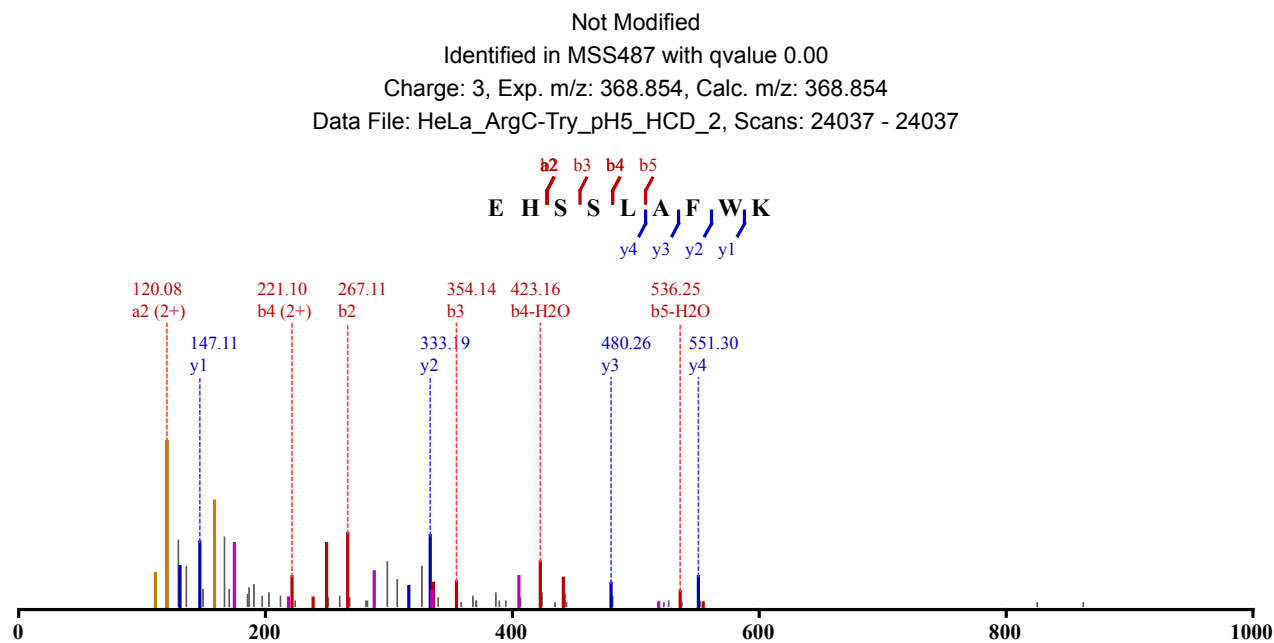
Identified in MSS487 with qvalue 0.00

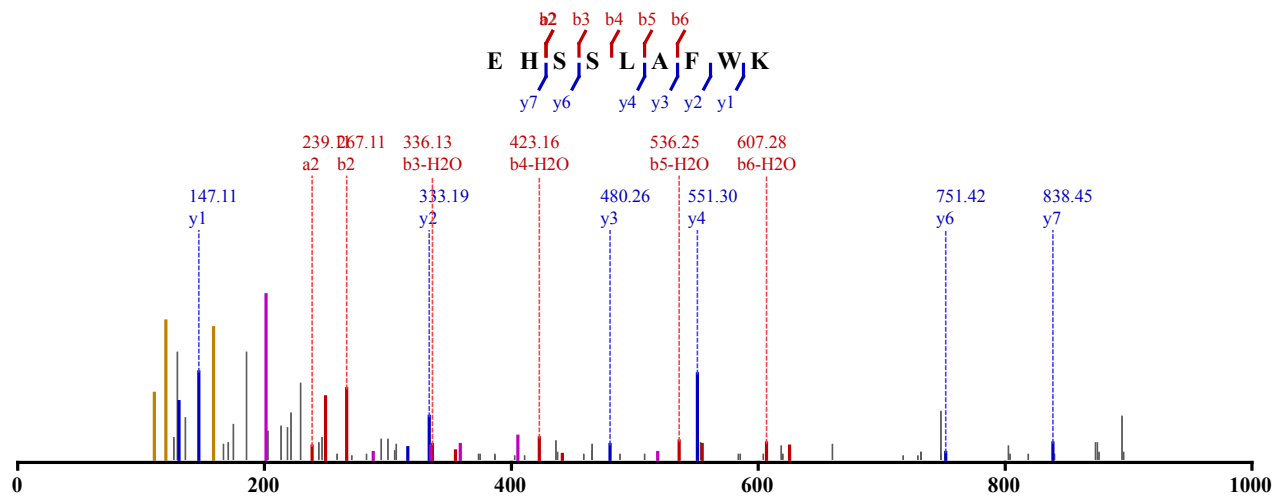
Charge: 3, Exp. m/z: 368.854, Calc. m/z: 368.854

Data File: HeLa_ArgC-Try_pH4_HCD_2, Scans: 22596 - 22596

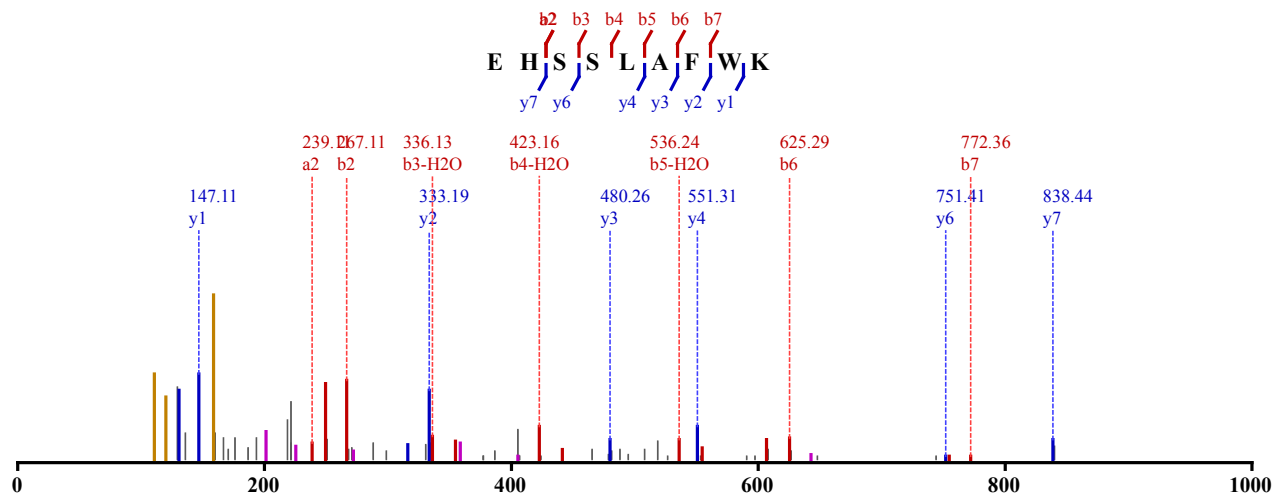


Not Modified

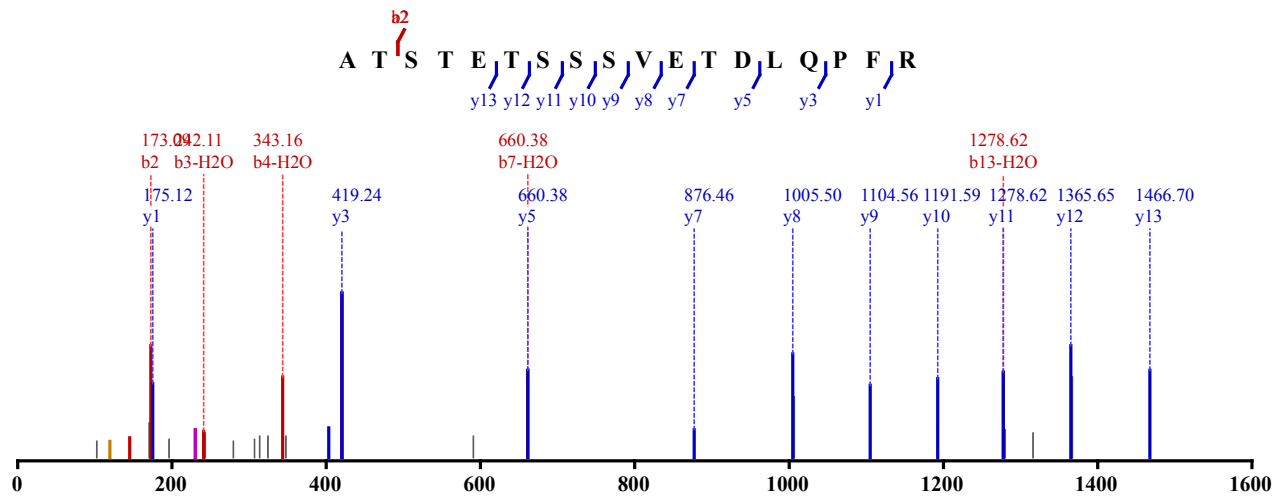




Not Modified
 Identified in MSS487 with qvalue 0.00
 Charge: 2, Exp. m/z: 552.777, Calc. m/z: 552.777
 Data File: HeLa_ArgC-Try_pH5_HCD_2, Scans: 23971 - 23971

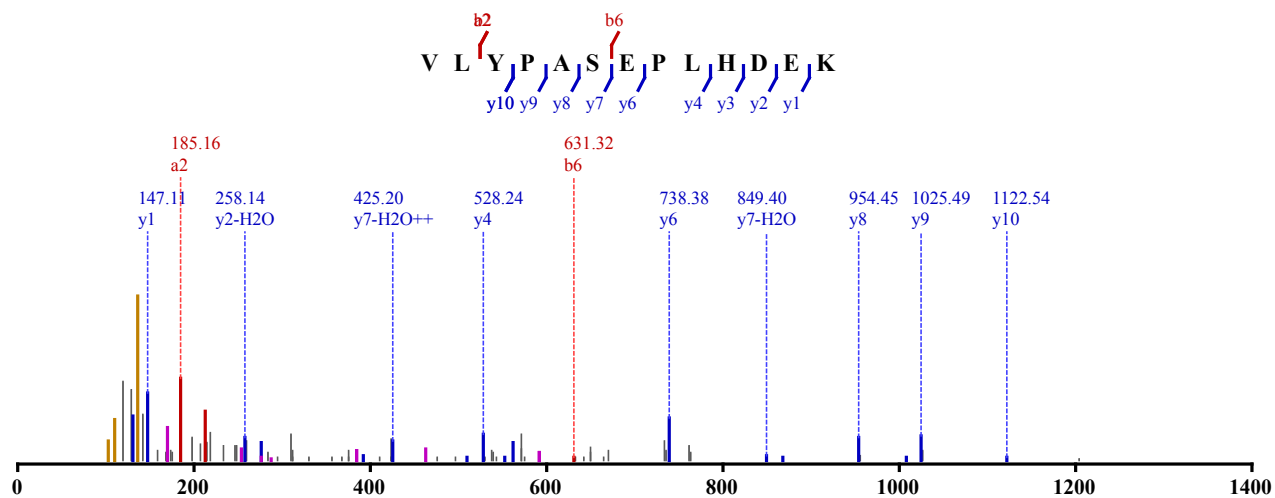


Not Modified
 Identified in MSS484 with qvalue 0.00
 Charge: 2, Exp. m/z: 978.461, Calc. m/z: 978.462
 Data File: HeLa_Try_pH6_HCD_1, Scans: 41144 - 41144



Not Modified
 Identified in MSS485 with qvalue 0.00
 Charge: 3, Exp. m/z: 499.926, Calc. m/z: 499.924

Data File: HeLa_LysC_pH6_HCD_3, Scans: 25415 - 25415

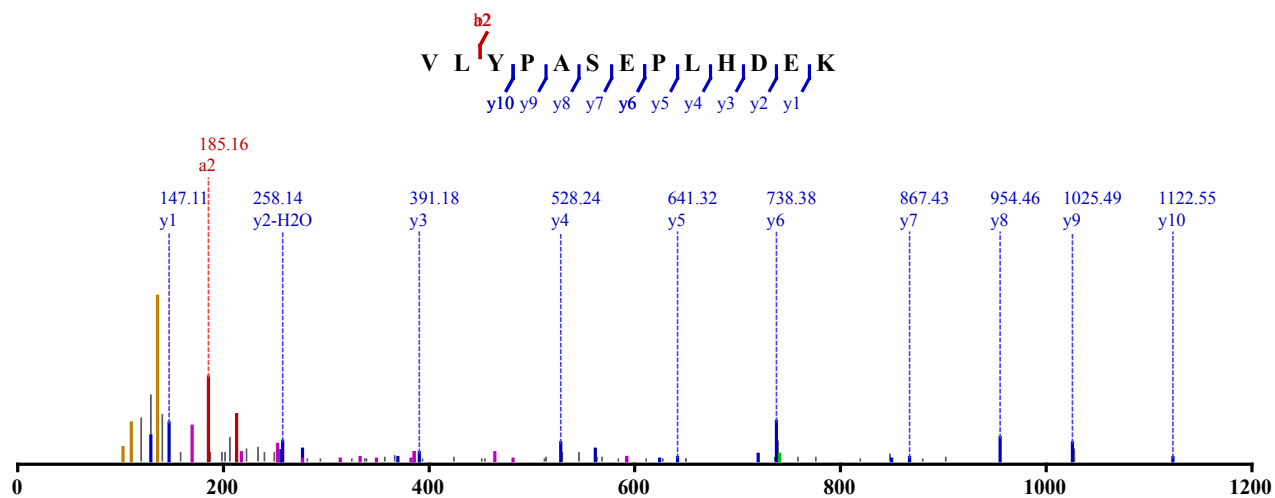


Not Modified

Identified in MSS485 with qvalue 0.00

Charge: 3, Exp. m/z: 499.926, Calc. m/z: 499.924

Data File: HeLa_LysC_pH6_HCD_2, Scans: 24741 - 24741

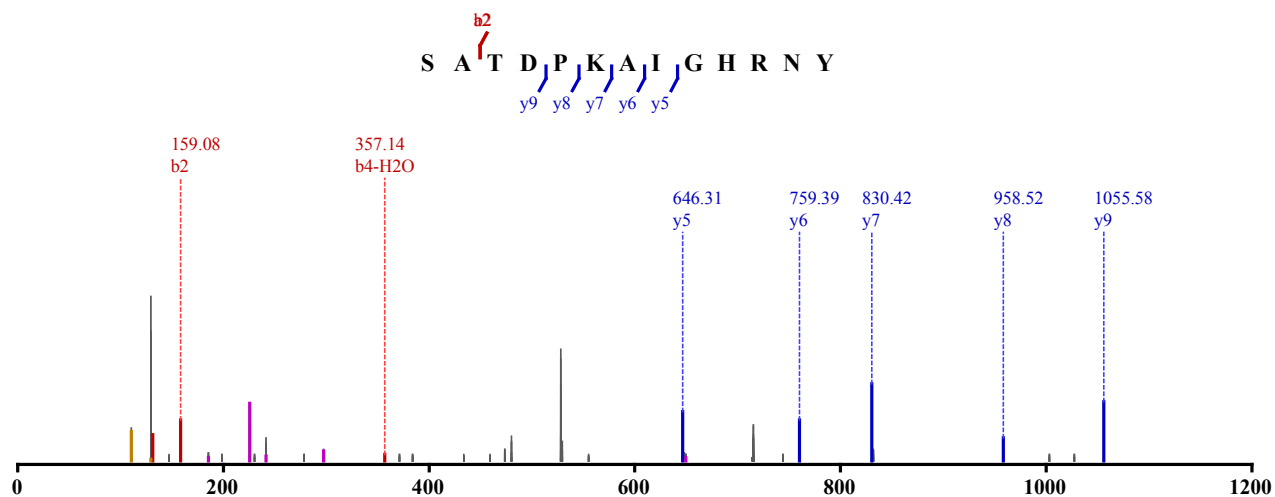


Not Modified

Identified in MSS127 with qvalue 0.00

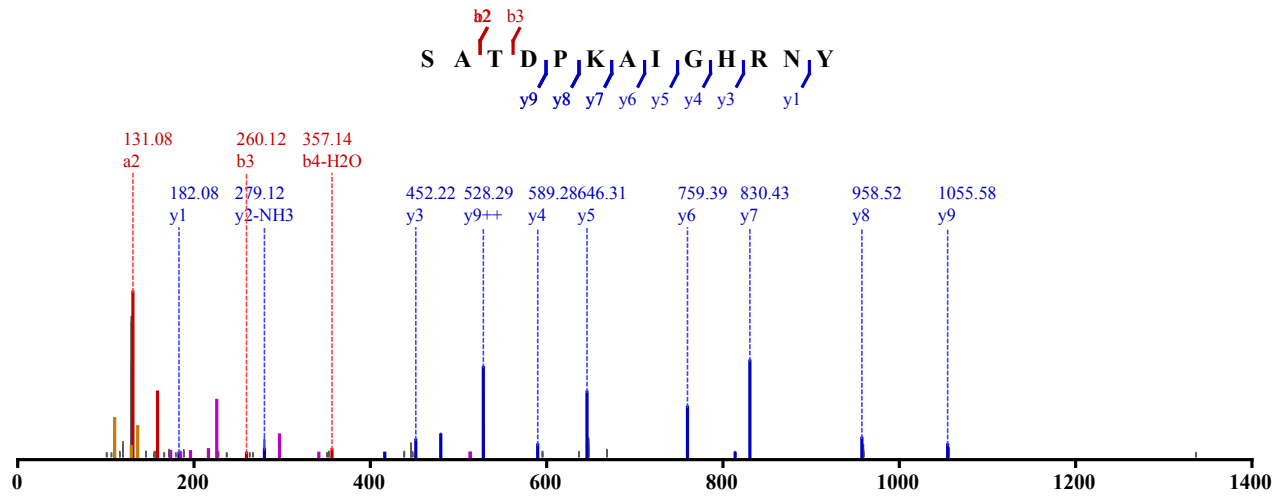
Charge: 2, Exp. m/z: 715.363, Calc. m/z: 715.362

Data File: HeLa_chytry_HCD_2, Scans: 9367 - 9367

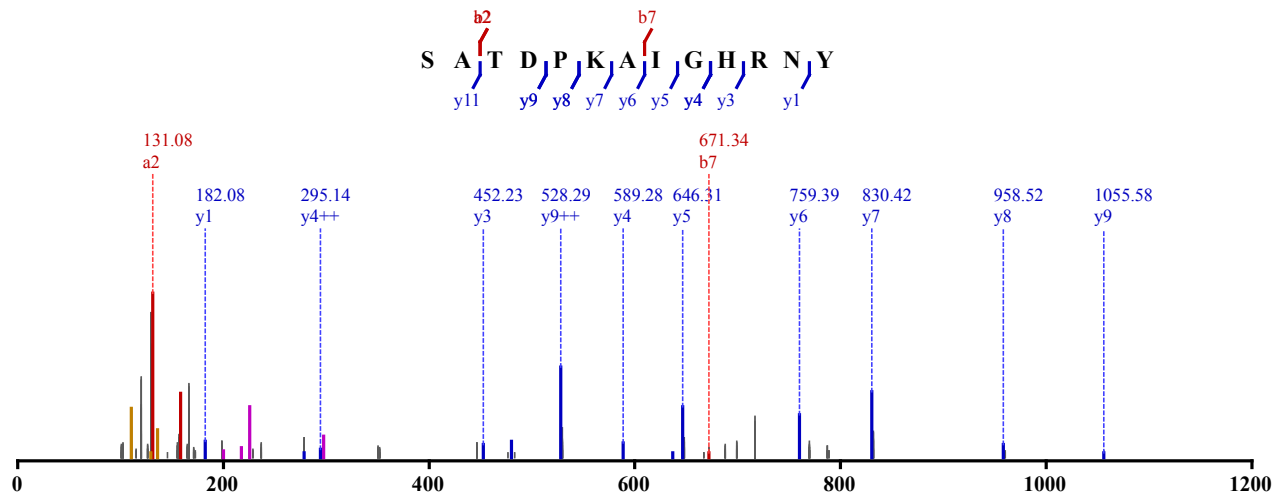


Not Modified

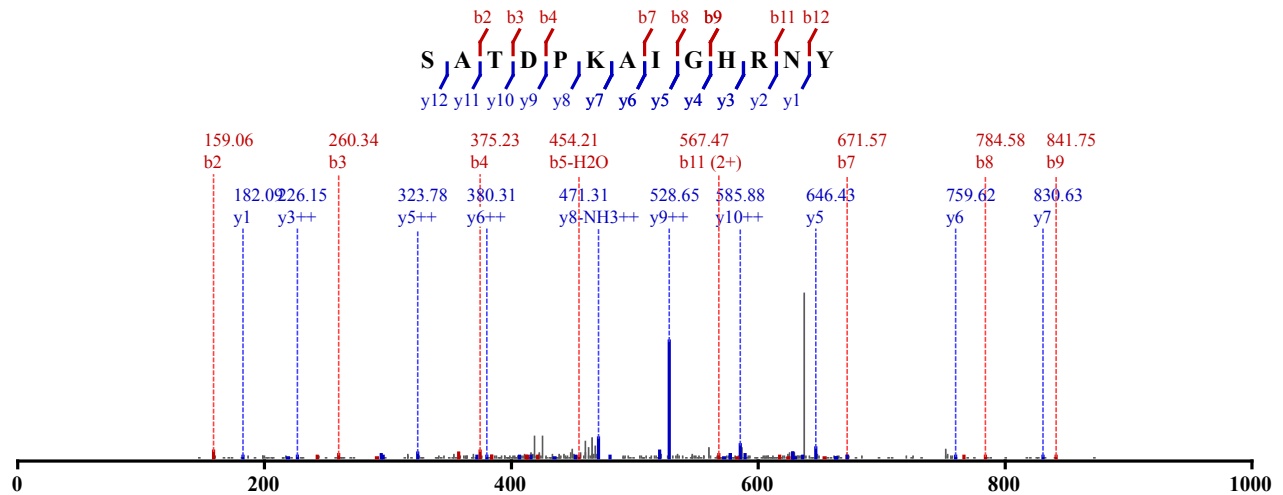
Identified in MSS127 with qvalue 0.00
 Charge: 3, Exp. m/z: 477.245, Calc. m/z: 477.244
 Data File: HeLa_chytry_HCD_1, Scans: 5911 - 5911



Not Modified
 Identified in MSS127 with qvalue 0.00
 Charge: 3, Exp. m/z: 477.245, Calc. m/z: 477.244
 Data File: HeLa_chytry_HCD_3, Scans: 9319 - 9319



Not Modified
 Identified in MSS149 with qvalue 0.00
 Charge: 3, Exp. m/z: 477.244, Calc. m/z: 477.244
 Data File: HeLa_Chtry_CID_1, Scans: 8352 - 8352

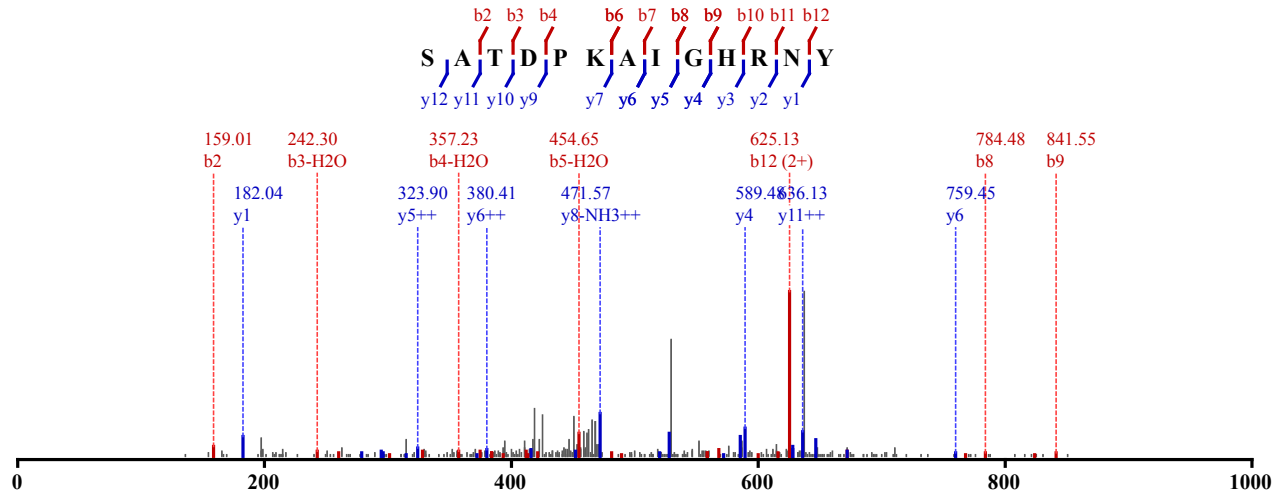


Not Modified

Identified in MSS149 with qvalue 0.00

Charge: 3, Exp. m/z: 477.245, Calc. m/z: 477.244

Data File: HeLa_Chytry_CID_3, Scans: 8558 - 8558

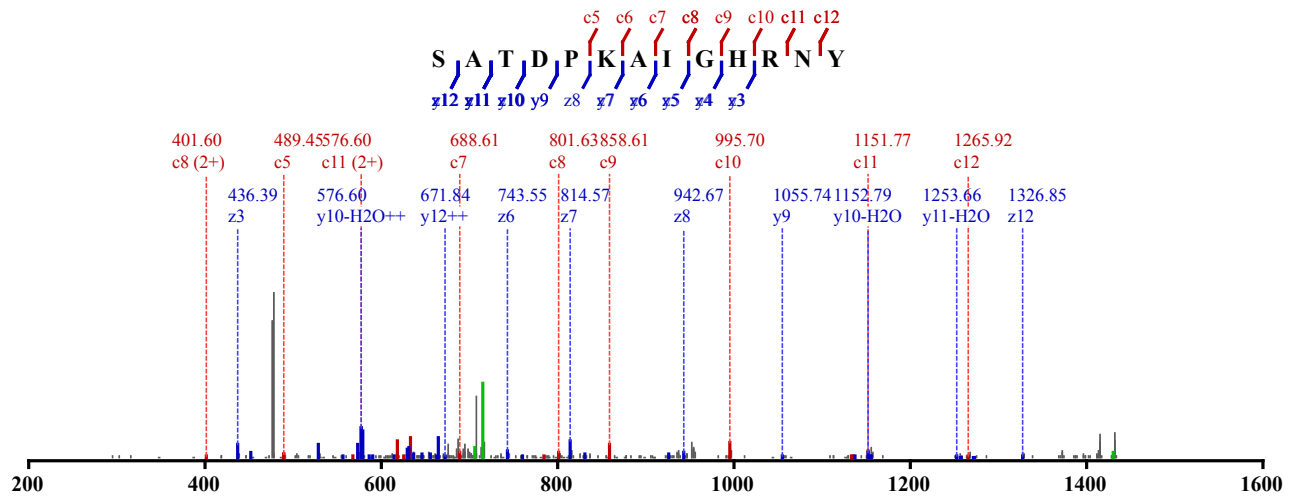


Not Modified

Identified in MSS436 with qvalue 0.00

Charge: 3, Exp. m/z: 477.243, Calc. m/z: 477.244

Data File: HeLa_Chytry_CID-ETD_1, Scans: 6806 - 6806

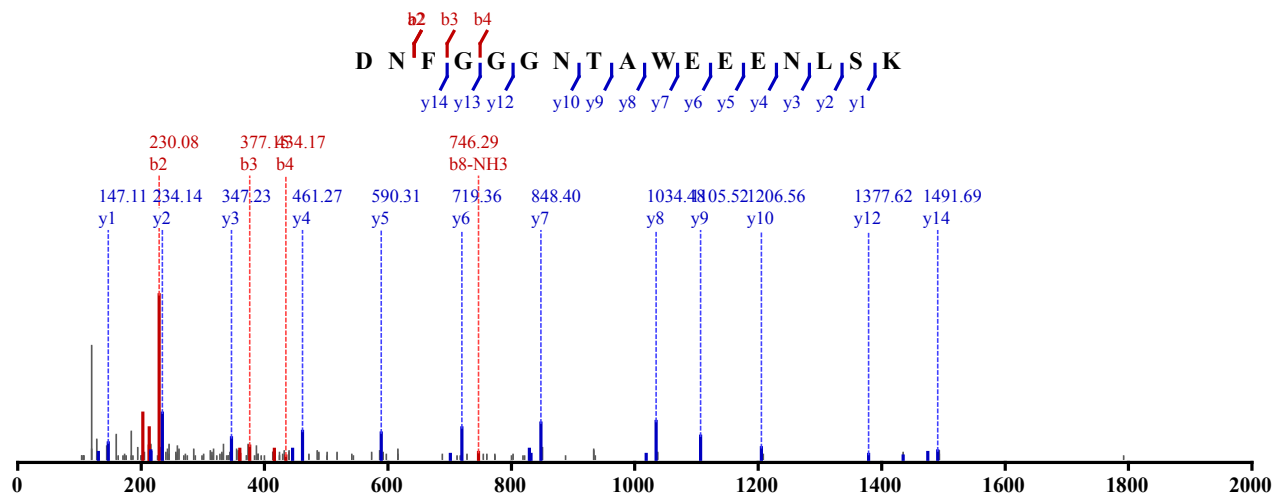


Not Modified

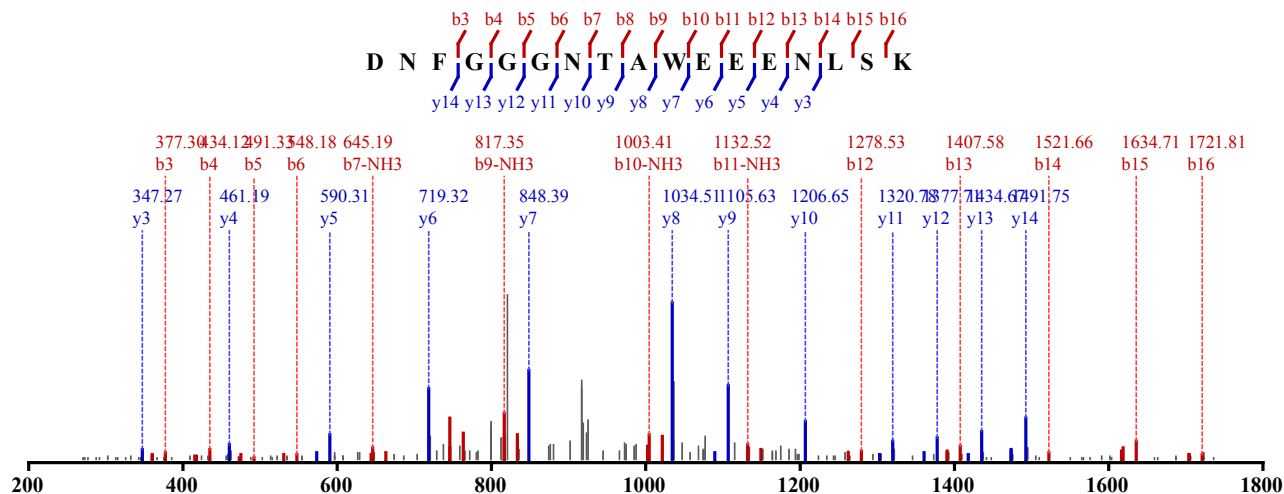
Identified in MSS30 with qvalue 0.00

Charge: 2, Exp. m/z: 934.403, Calc. m/z: 934.407

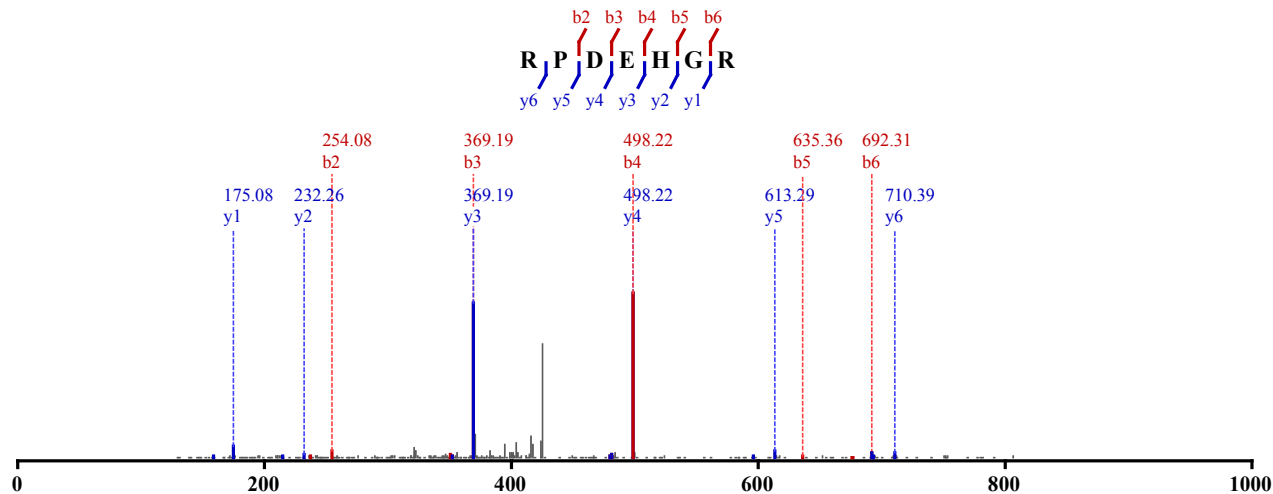
Data File: 20100611_Velos1_TaGe_SA_Hela_6, Scans: 11014 - 11014



Not Modified
 Identified in MSS480 with qvalue 0.00
 Charge: 2, Exp. m/z: 934.411, Calc. m/z: 934.407
 Data File: HeLa_try_pH3_CID_3xload, Scans: 22144 - 22144

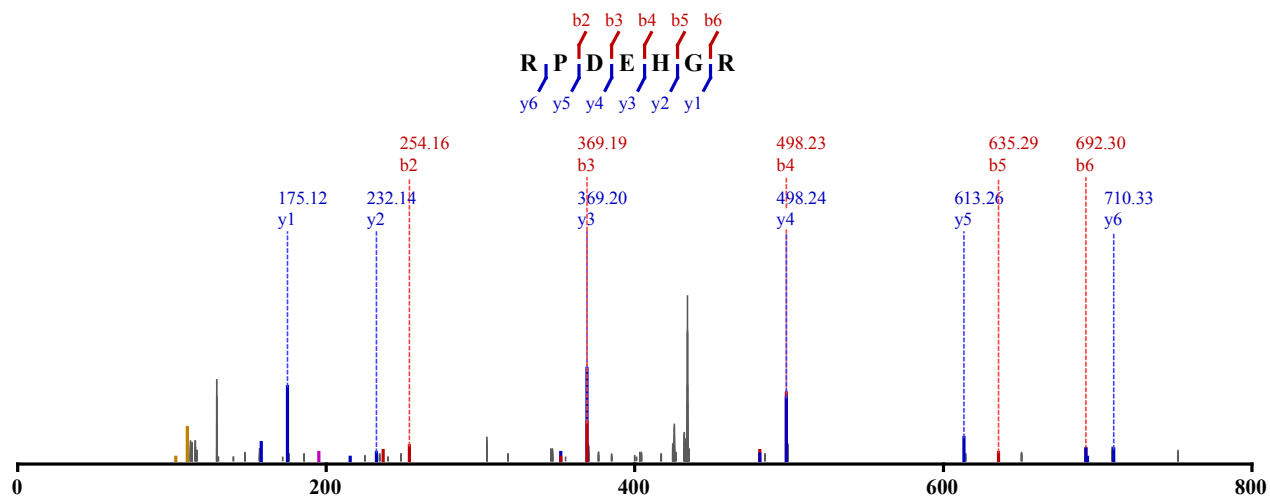


Not Modified
 Identified in MSS255 with qvalue 0.00
 Charge: 2, Exp. m/z: 433.715, Calc. m/z: 433.715
 Data File: HeLa_ArgC_CID_1, Scans: 1352 - 1352



Not Modified
 Identified in MSS257 with qvalue 0.00
 Charge: 2, Exp. m/z: 433.715, Calc. m/z: 433.715

Data File: HeLa_ArgC_HCD_1, Scans: 6275 - 6275

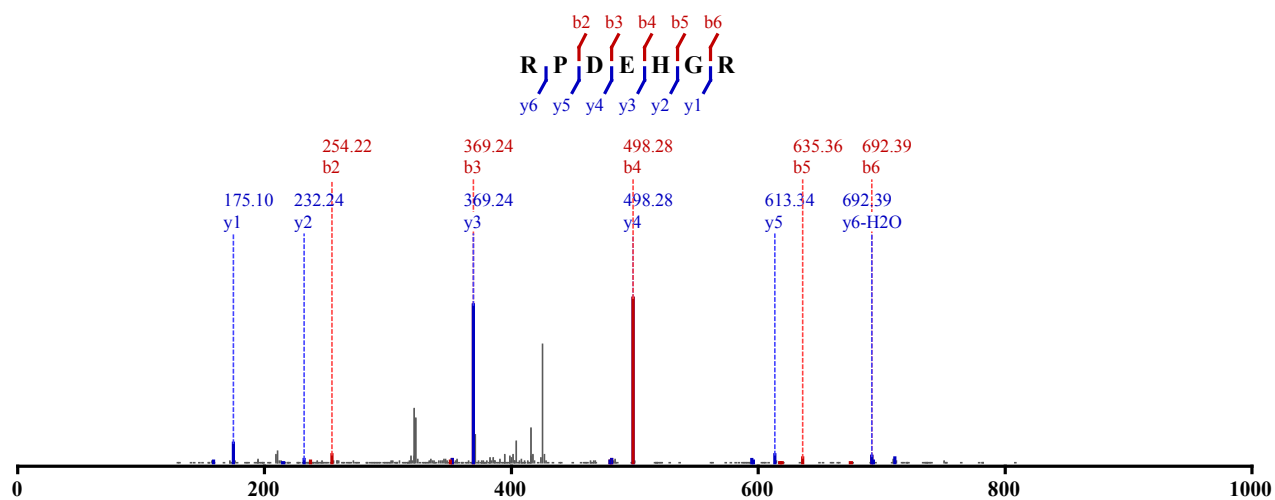


Not Modified

Identified in MSS255 with qvalue 0.00

Charge: 2, Exp. m/z: 433.715, Calc. m/z: 433.715

Data File: HeLa_ArgC_CID_2, Scans: 1302 - 1302

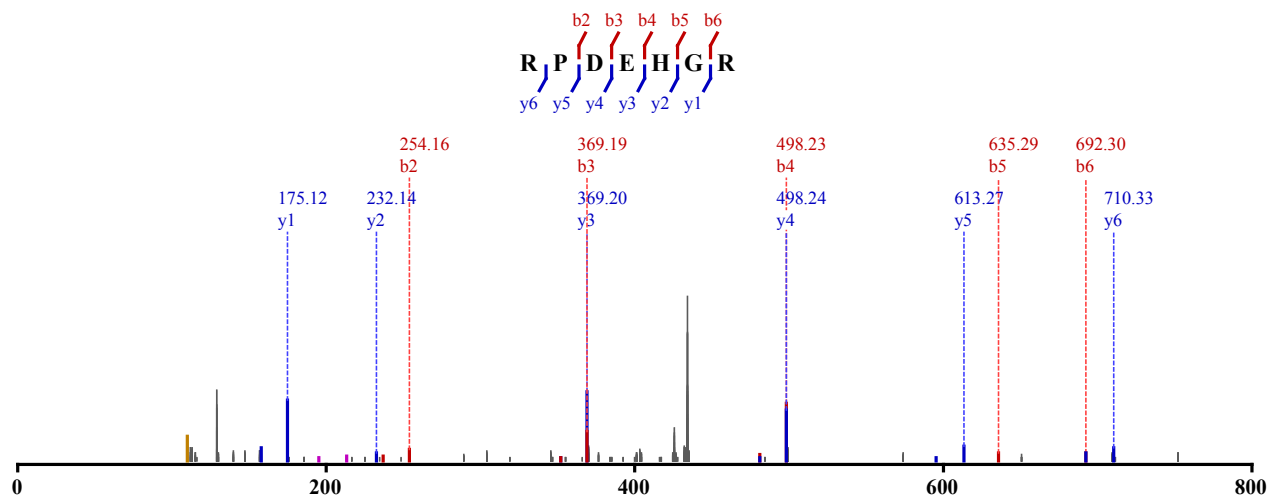


Not Modified

Identified in MSS257 with qvalue 0.00

Charge: 2, Exp. m/z: 433.715, Calc. m/z: 433.715

Data File: HeLa_ArgC_HCD_2, Scans: 6278 - 6278

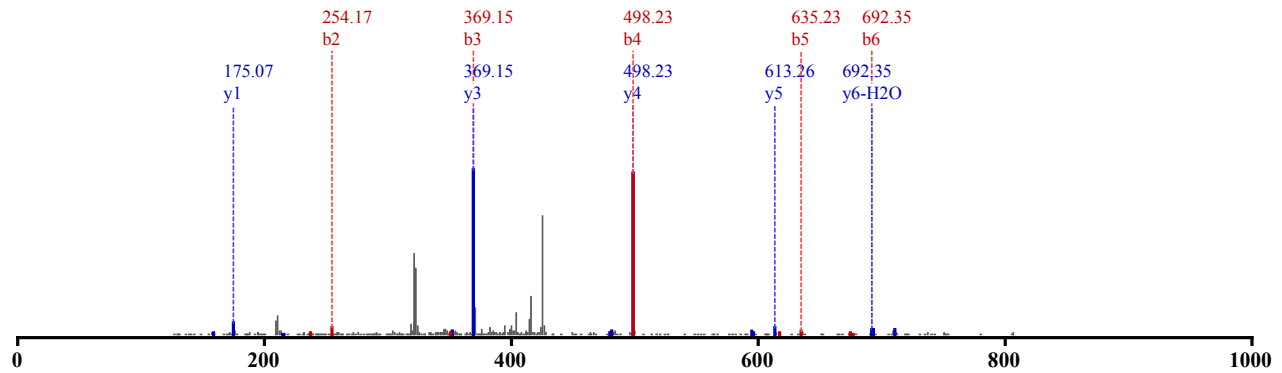
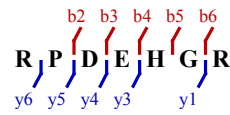


Not Modified

Identified in MSS255 with qvalue 0.00

Charge: 2, Exp. m/z: 433.715, Calc. m/z: 433.715

Data File: HeLa_ArgC_CID_3, Scans: 1107 - 1107

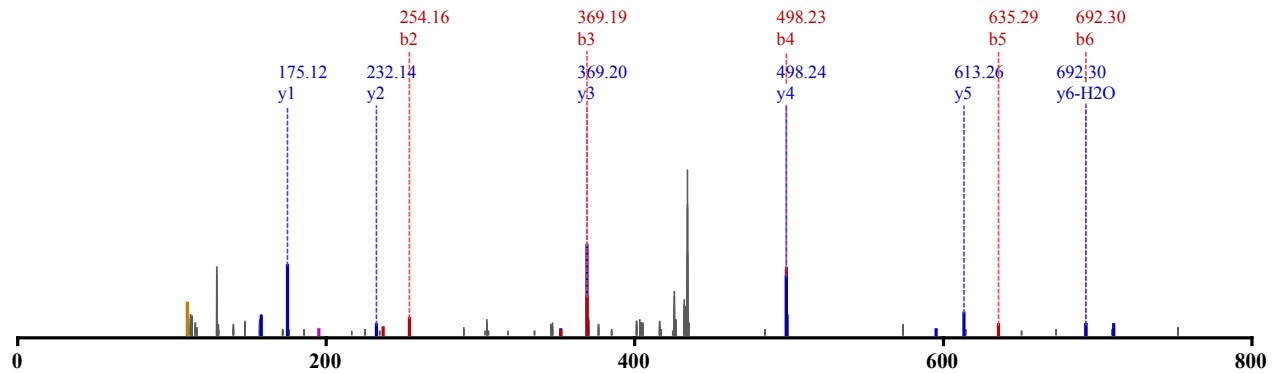
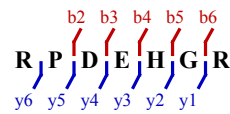


Not Modified

Identified in MSS257 with qvalue 0.00

Charge: 2, Exp. m/z: 433.715, Calc. m/z: 433.715

Data File: HeLa_ArgC_HCD_3, Scans: 7123 - 7123

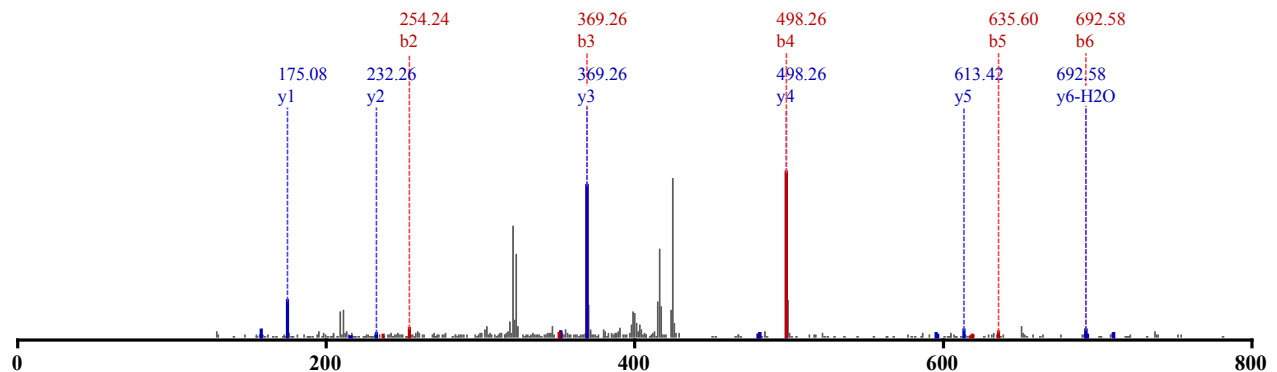
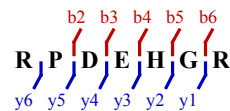


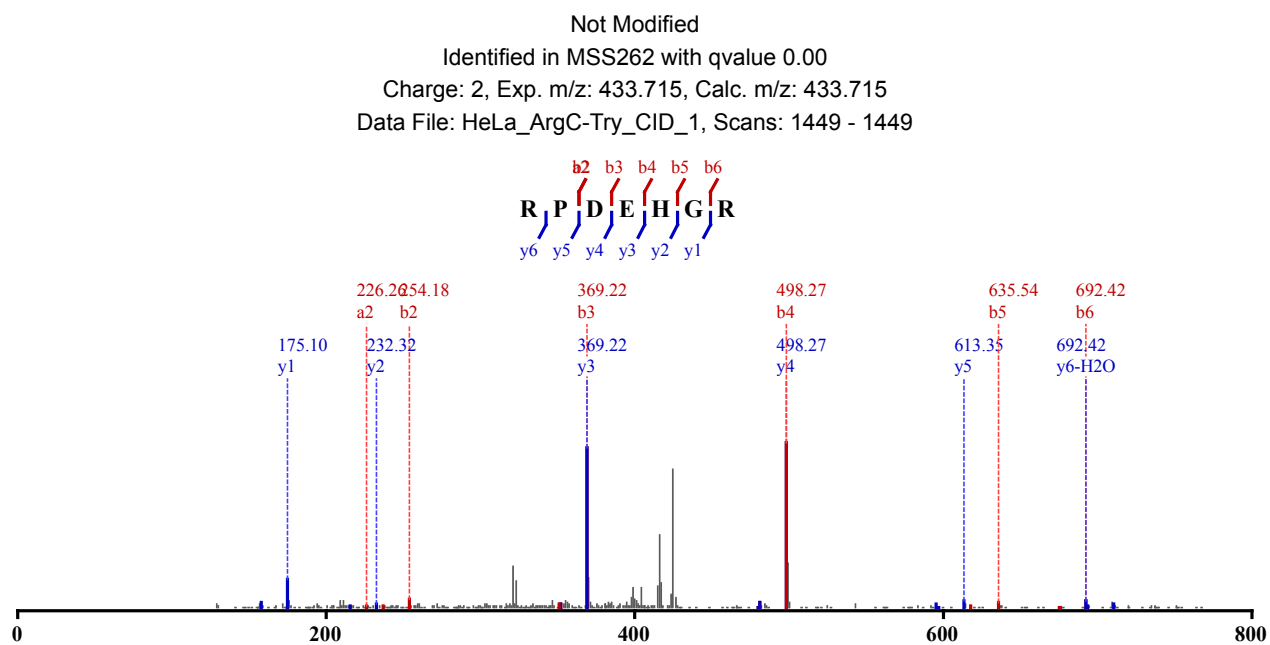
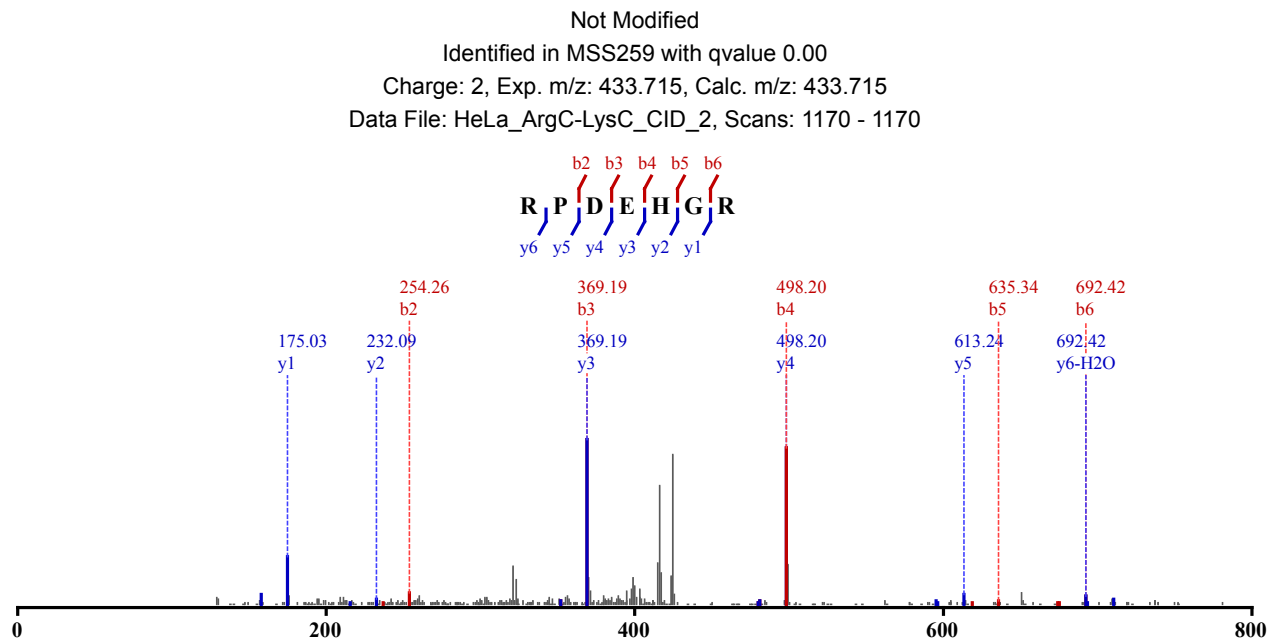
Not Modified

Identified in MSS259 with qvalue 0.00

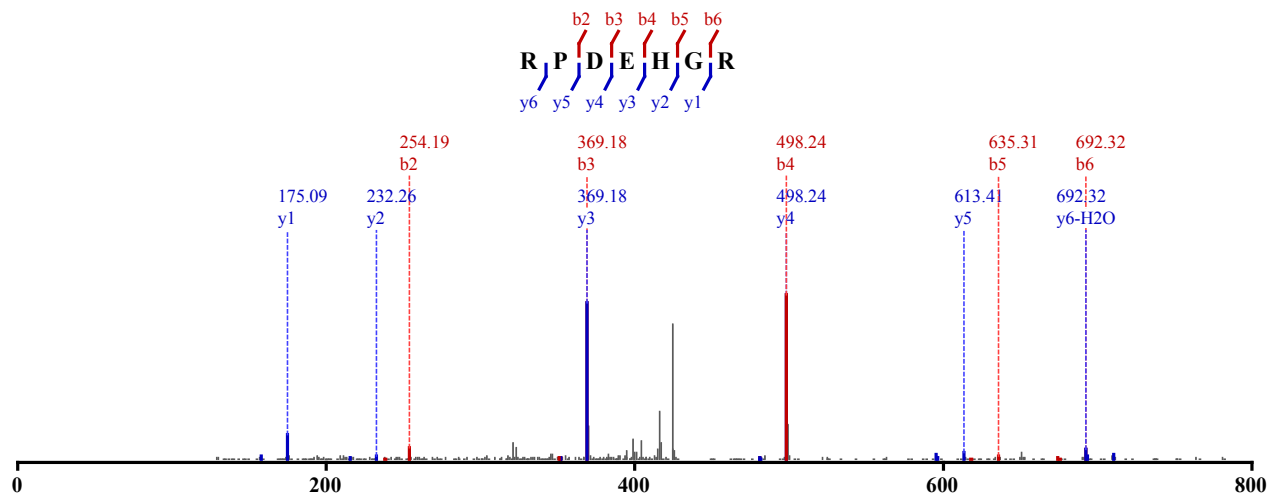
Charge: 2, Exp. m/z: 433.715, Calc. m/z: 433.715

Data File: HeLa_ArgC-LysC_CID_1, Scans: 1187 - 1187

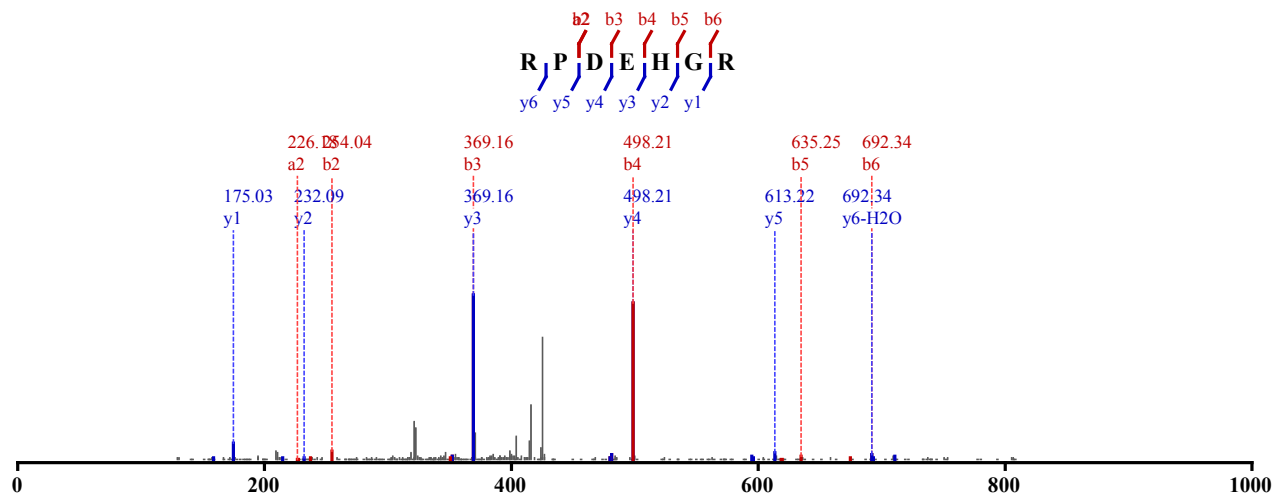




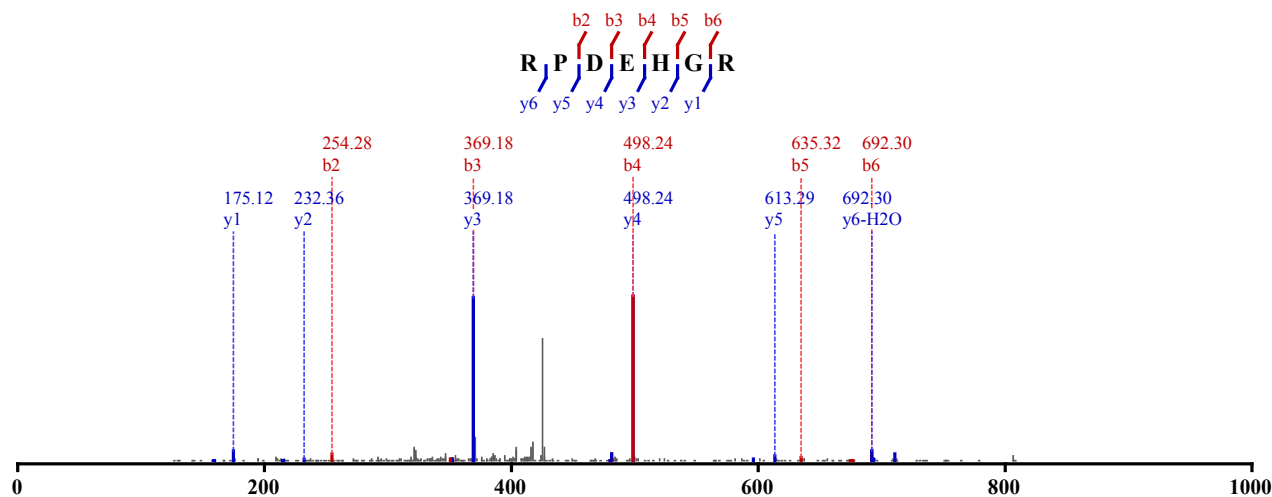
Not Modified
 Identified in MSS263 with qvalue 0.01
 Charge: 2, Exp. m/z: 433.715, Calc. m/z: 433.715
 Data File: HeLa_ArgC-AspN_CID_1, Scans: 1192 - 1192



Not Modified
 Identified in MSS263 with qvalue 0.01
 Charge: 2, Exp. m/z: 433.715, Calc. m/z: 433.715
 Data File: HeLa_ArgC-AspN_CID_2, Scans: 988 - 988

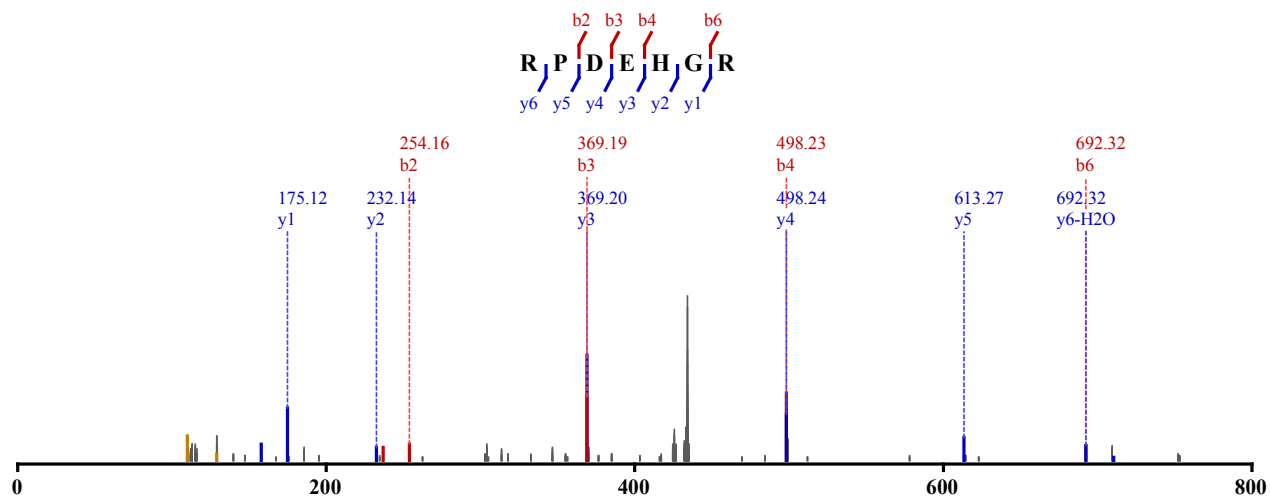


Not Modified
 Identified in MSS263 with qvalue 0.00
 Charge: 2, Exp. m/z: 433.715, Calc. m/z: 433.715
 Data File: HeLa_ArgC-AspN_CID_3, Scans: 1189 - 1189



Not Modified
 Identified in MSS268 with qvalue 0.01
 Charge: 2, Exp. m/z: 433.715, Calc. m/z: 433.715

Data File: HeLa_ArgC-GluC_HCD_1, Scans: 7157 - 7157

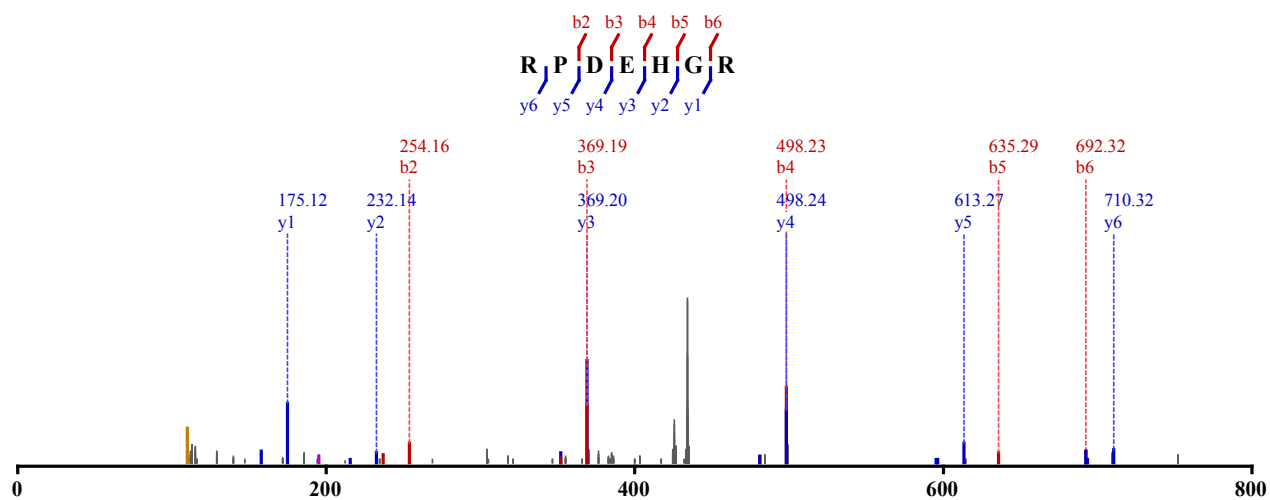


Not Modified

Identified in MSS268 with qvalue 0.00

Charge: 2, Exp. m/z: 433.715, Calc. m/z: 433.715

Data File: HeLa_ArgC-GluC_HCD_2, Scans: 7015 - 7015

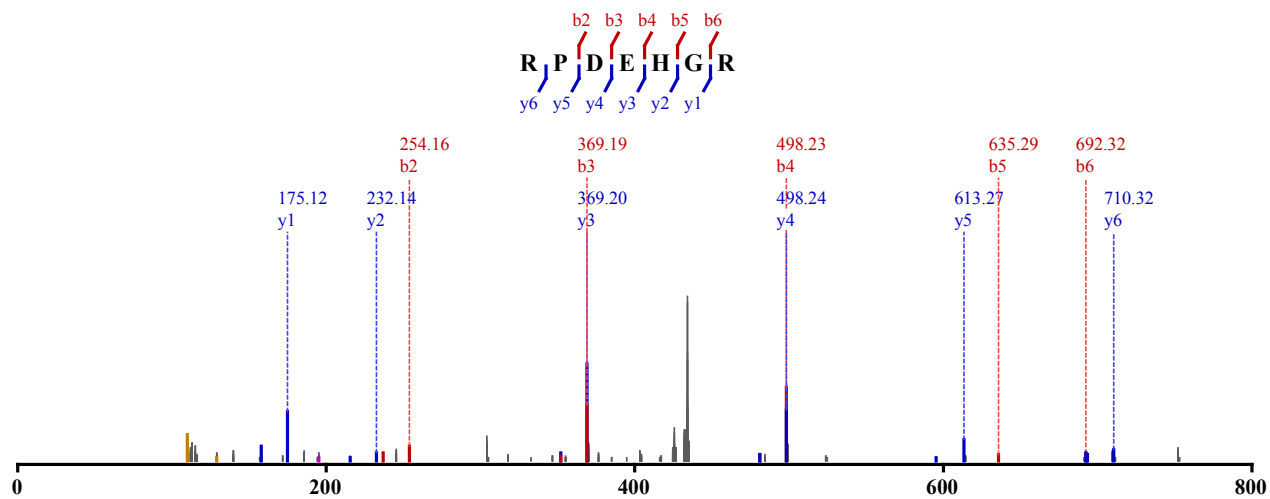


Not Modified

Identified in MSS268 with qvalue 0.00

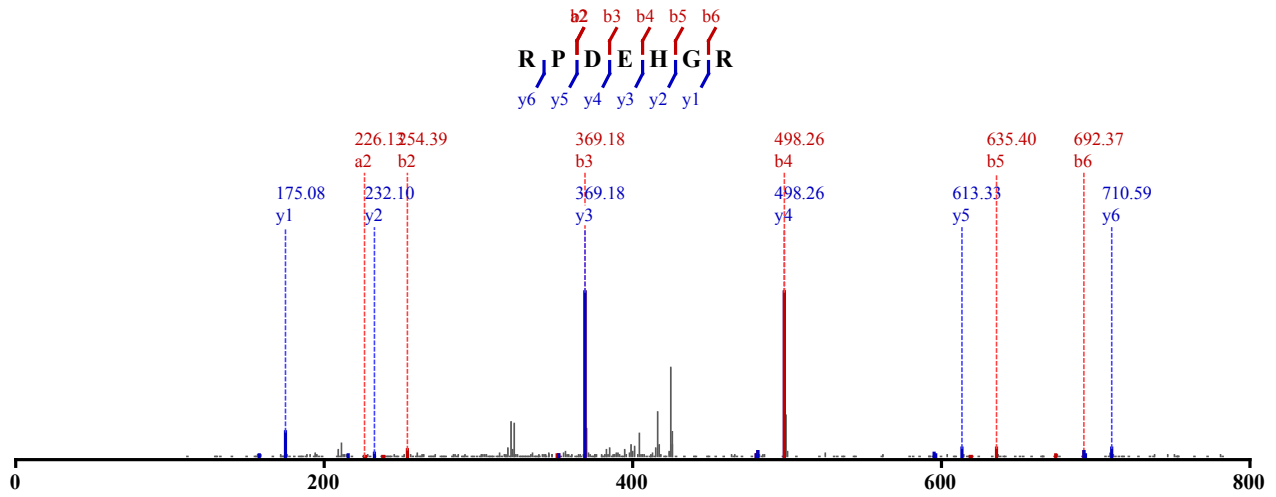
Charge: 2, Exp. m/z: 433.715, Calc. m/z: 433.715

Data File: HeLa_ArgC-GluC_HCD_3, Scans: 5724 - 5724

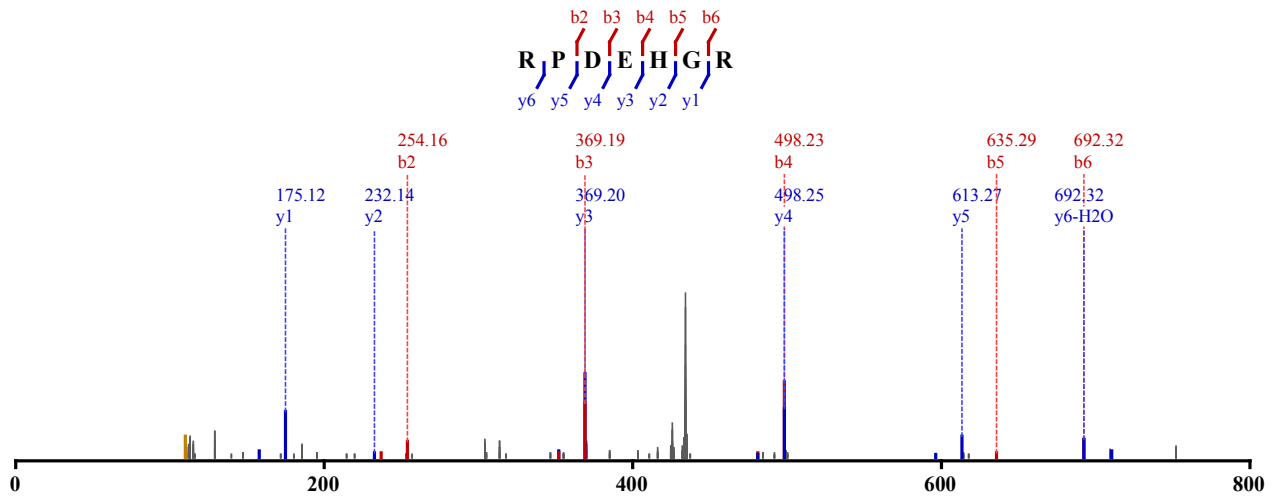


Not Modified

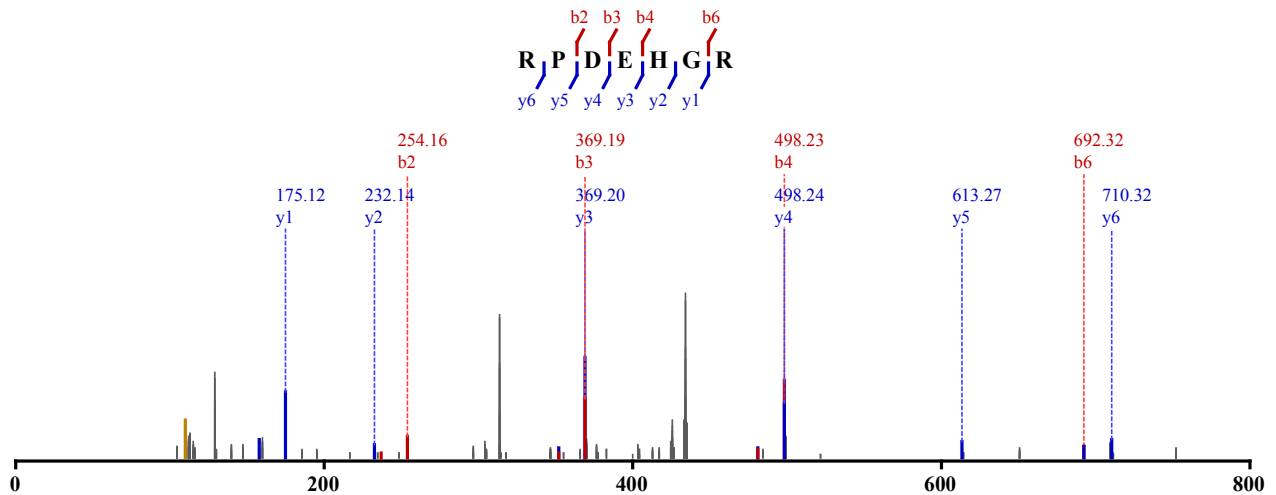
Identified in MSS265 with qvalue 0.00
 Charge: 2, Exp. m/z: 433.715, Calc. m/z: 433.715
 Data File: HeLa_ArgC-GluC_CID_2, Scans: 1135 - 1135

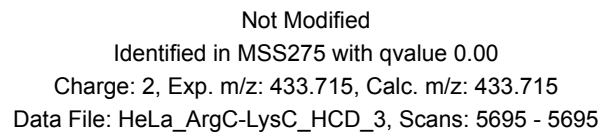
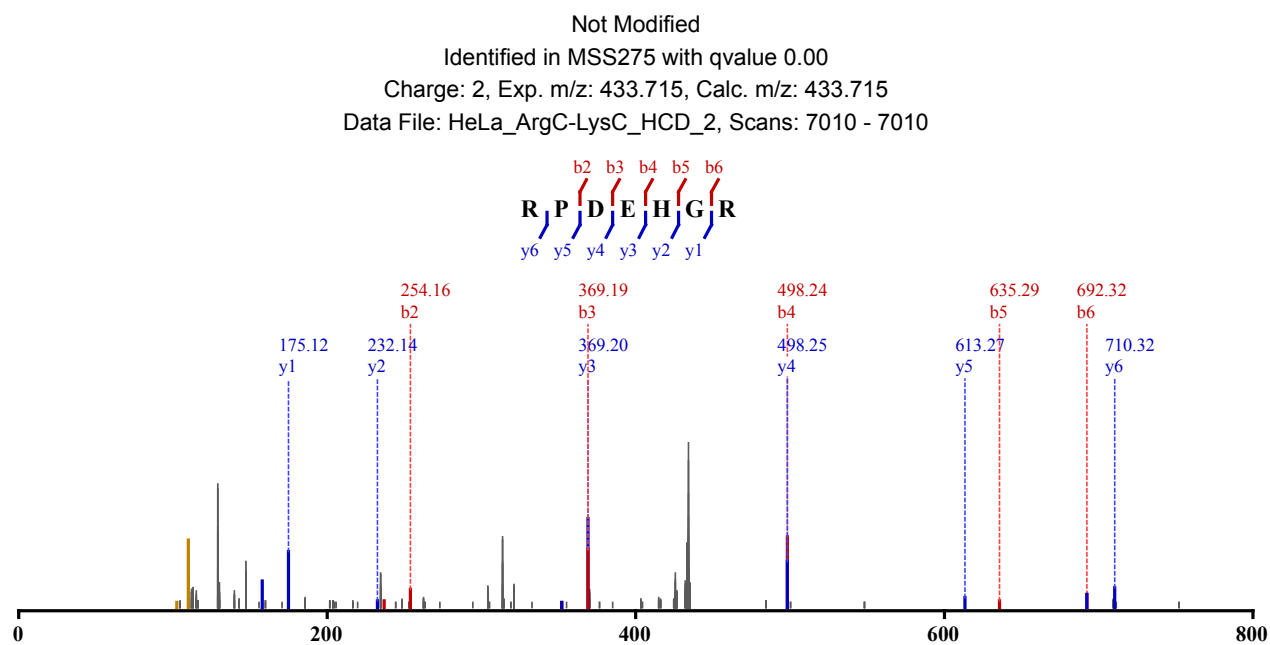
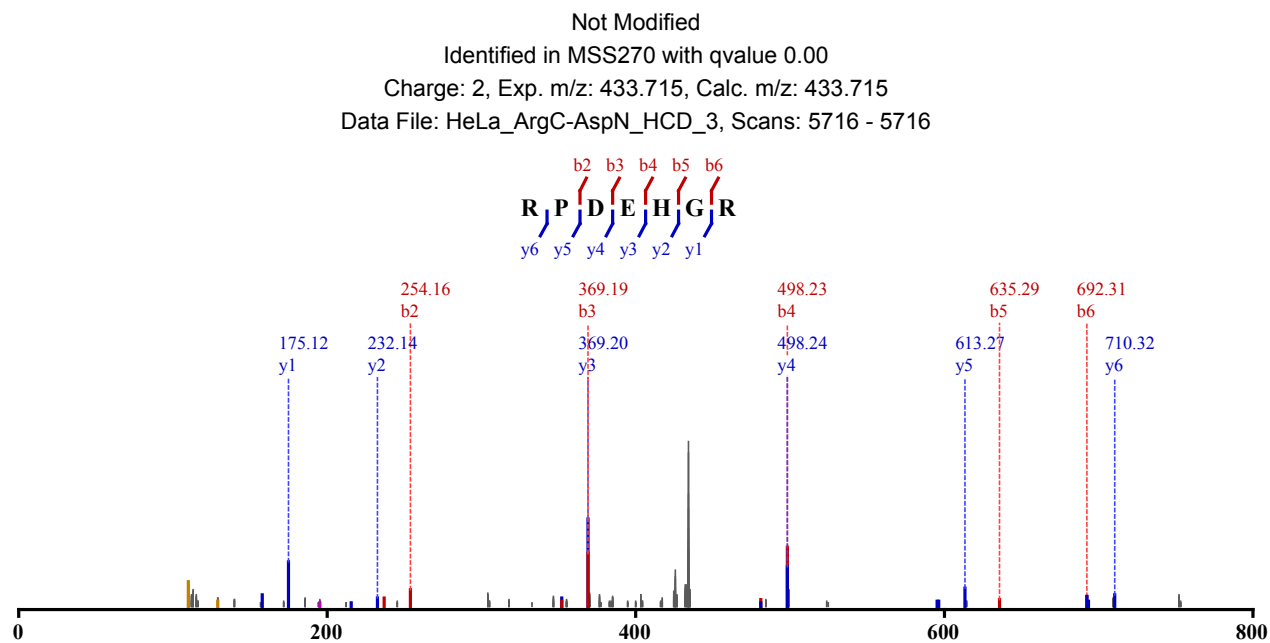


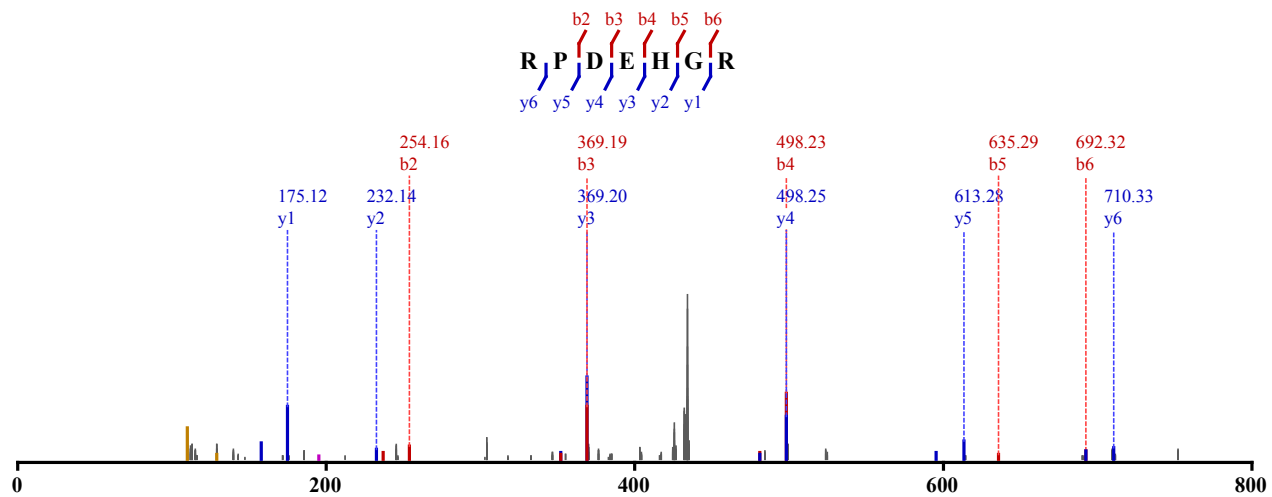
Not Modified
 Identified in MSS270 with qvalue 0.01
 Charge: 2, Exp. m/z: 433.715, Calc. m/z: 433.715
 Data File: HeLa_ArgC-AspN_HCD_1, Scans: 7018 - 7018



Not Modified
 Identified in MSS270 with qvalue 0.00
 Charge: 2, Exp. m/z: 433.715, Calc. m/z: 433.715
 Data File: HeLa_ArgC-AspN_HCD_2, Scans: 7076 - 7076





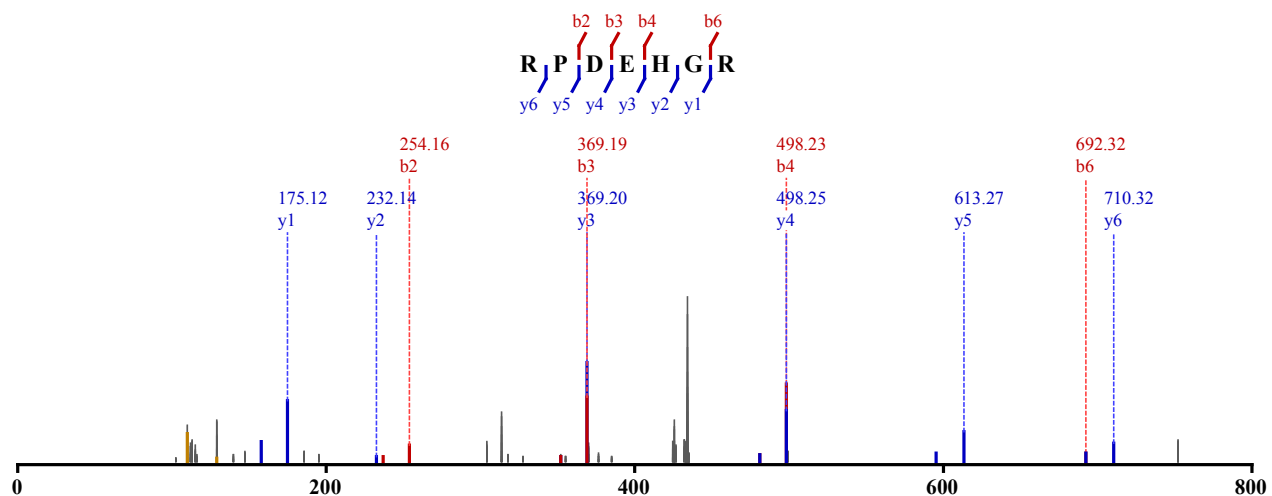


Not Modified

Identified in MSS271 with qvalue 0.00

Charge: 2, Exp. m/z: 433.715, Calc. m/z: 433.715

Data File: HeLa_ArgC-Chytry_HCD_1, Scans: 6993 - 6993

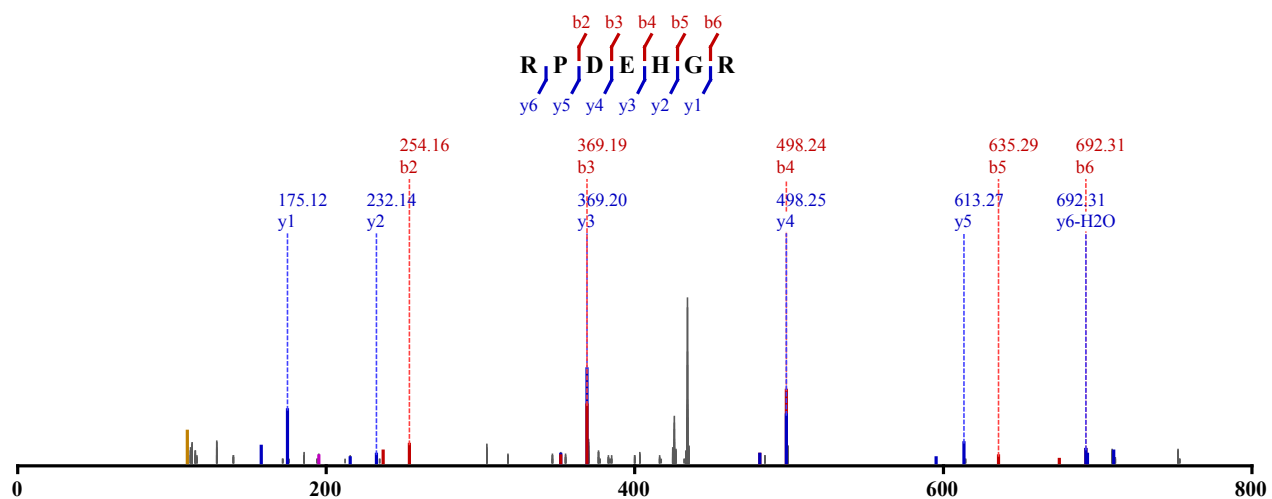


Not Modified

Identified in MSS271 with qvalue 0.00

Charge: 2, Exp. m/z: 433.715, Calc. m/z: 433.715

Data File: HeLa_ArgC-Chytry_HCD_2, Scans: 6959 - 6959

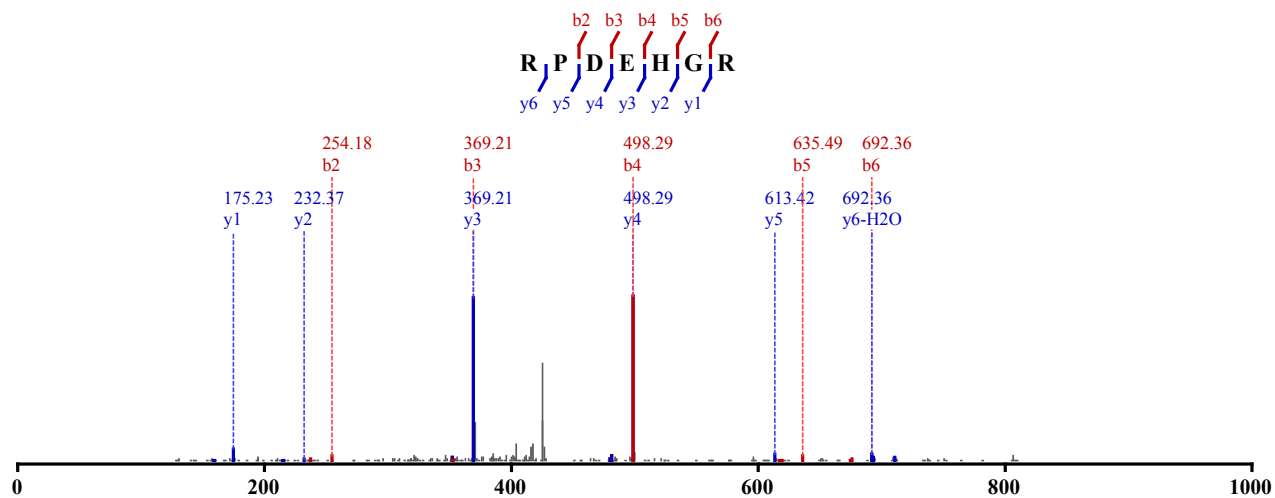


Not Modified

Identified in MSS295 with qvalue 0.00

Charge: 2, Exp. m/z: 433.715, Calc. m/z: 433.715

Data File: HeLa_ArgC_CID-ETD_1, Scans: 1149 - 1149

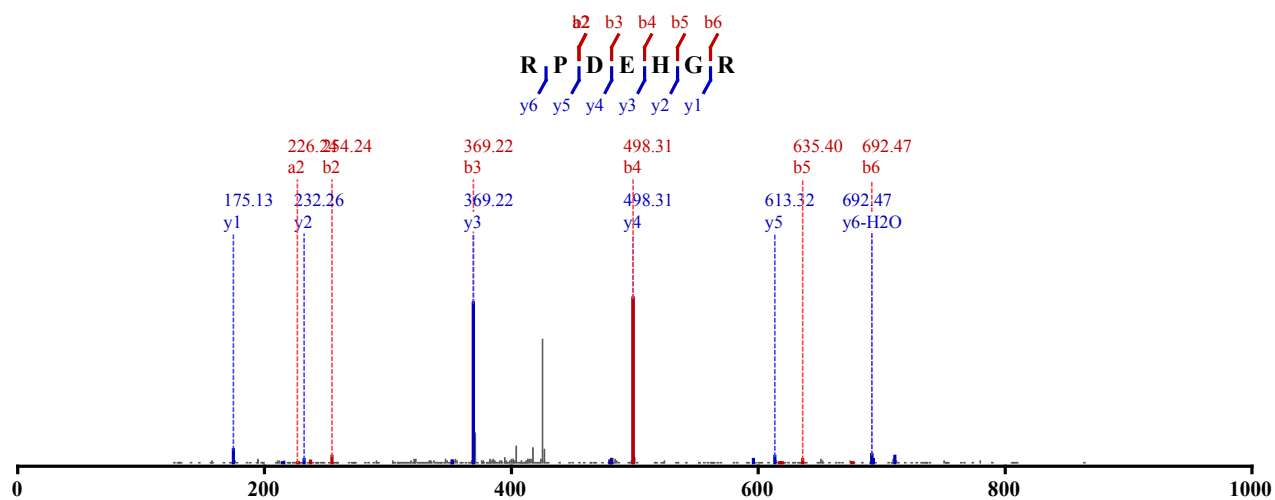


Not Modified

Identified in MSS295 with qvalue 0.00

Charge: 2, Exp. m/z: 433.715, Calc. m/z: 433.715

Data File: HeLa_ArgC_CID-ETD_2, Scans: 1494 - 1494

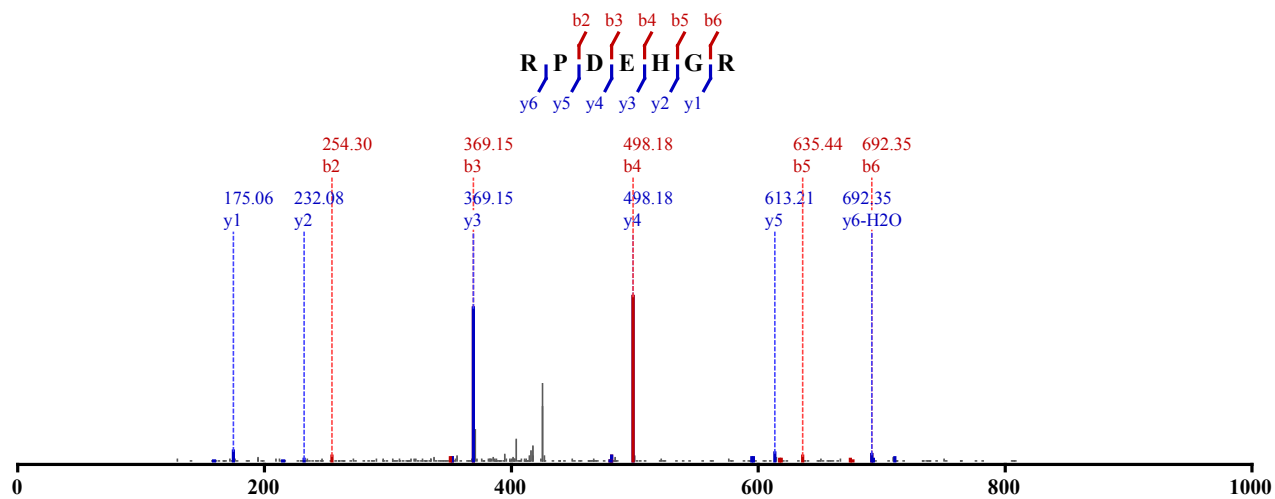


Not Modified

Identified in MSS295 with qvalue 0.00

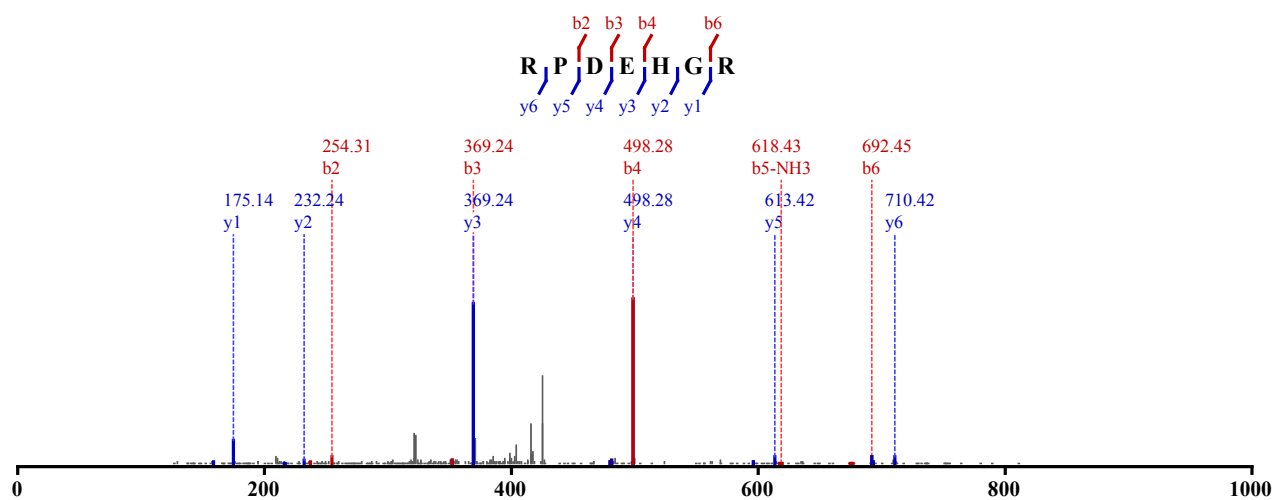
Charge: 2, Exp. m/z: 433.715, Calc. m/z: 433.715

Data File: HeLa_ArgC_CID-ETD_3, Scans: 1502 - 1502

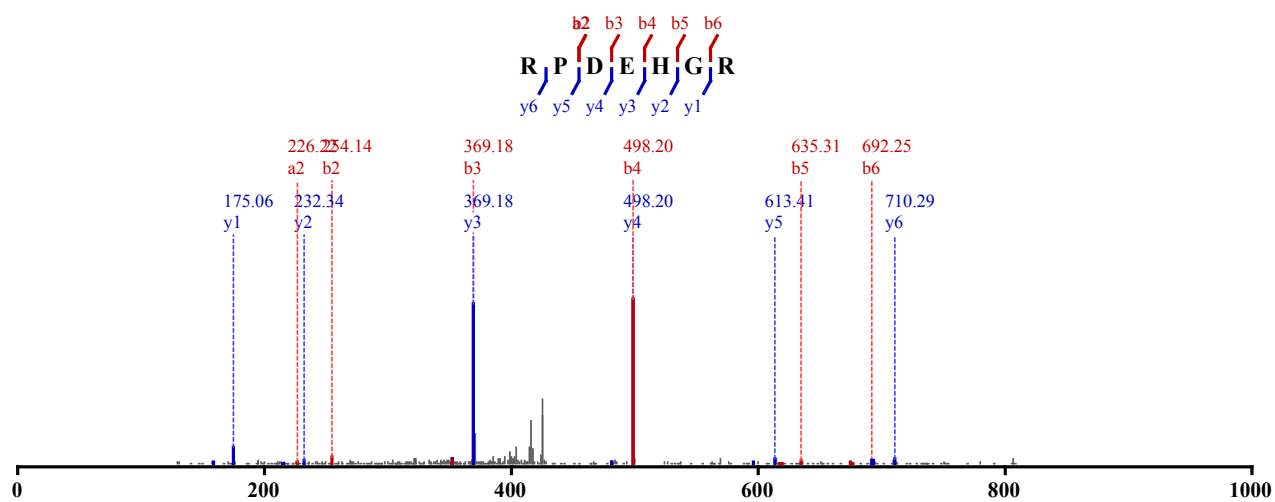


Not Modified

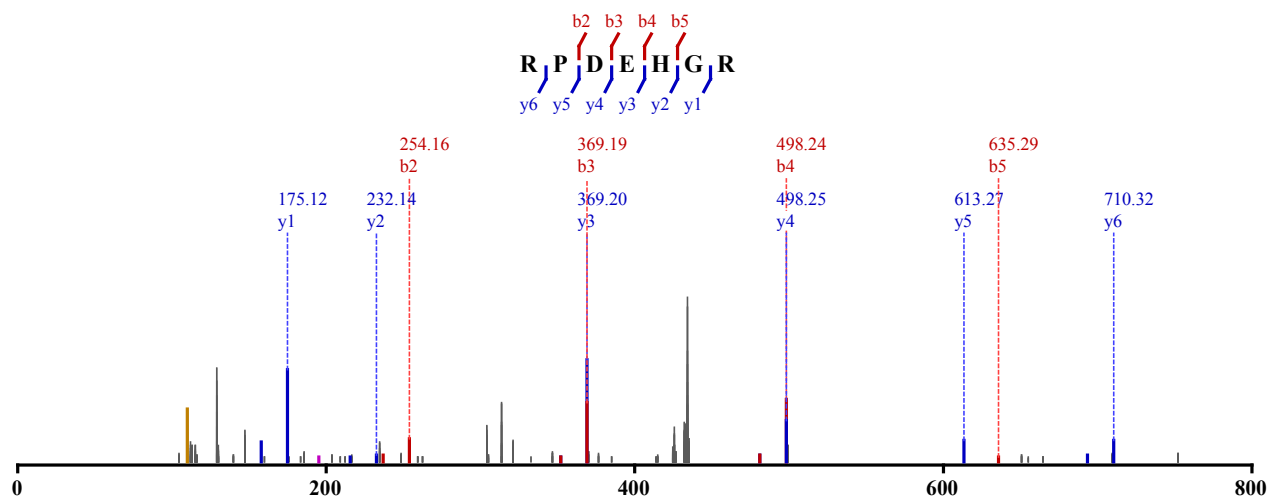
Identified in MSS291 with qvalue 0.00
 Charge: 2, Exp. m/z: 433.715, Calc. m/z: 433.715
 Data File: HeLa_ArgC-Elastase_CID_1, Scans: 1275 - 1275

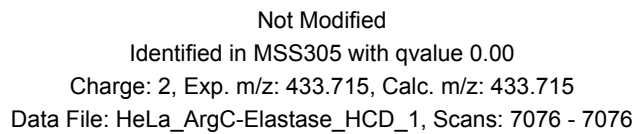
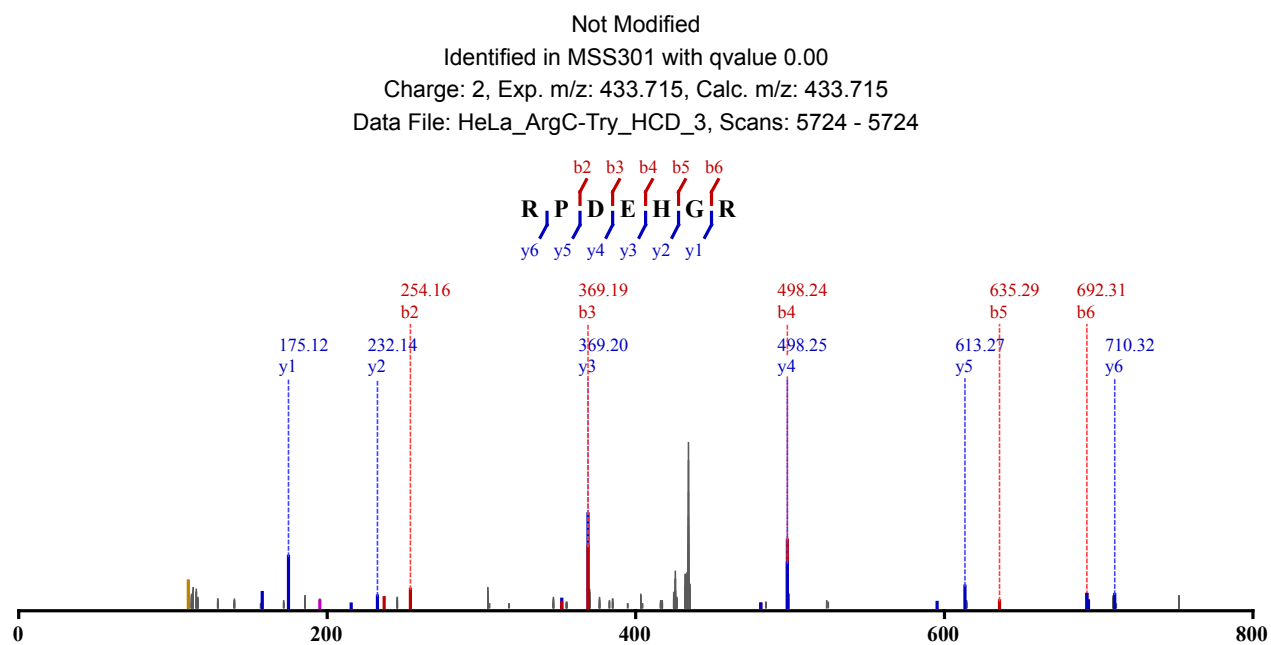
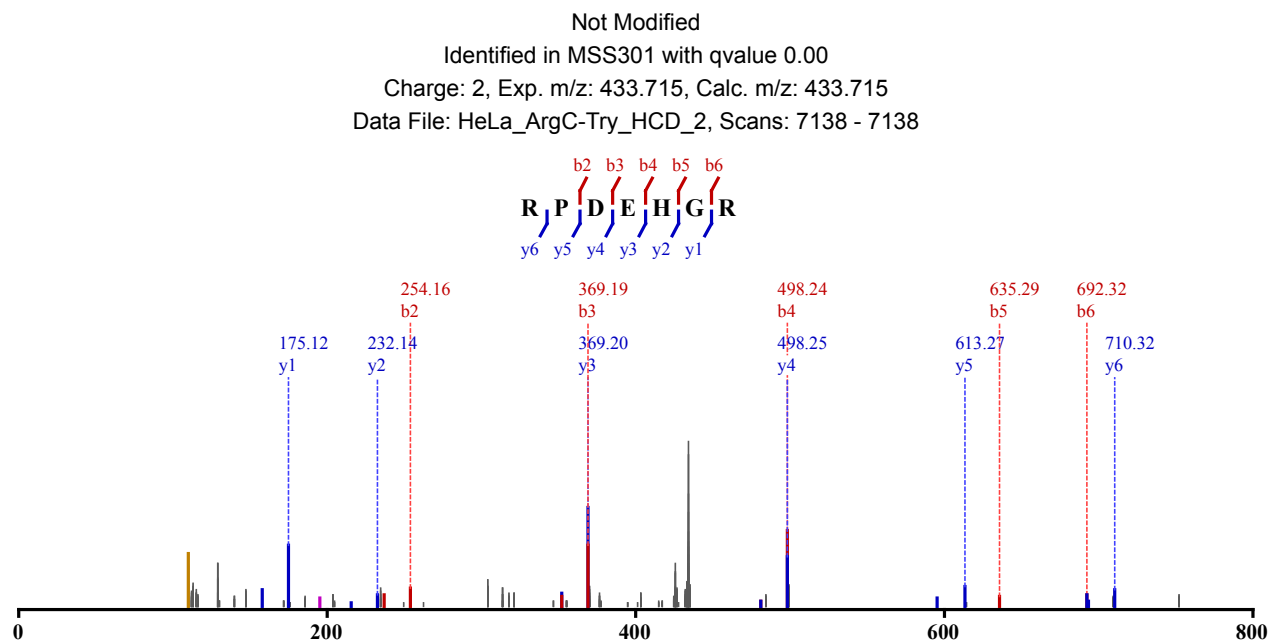


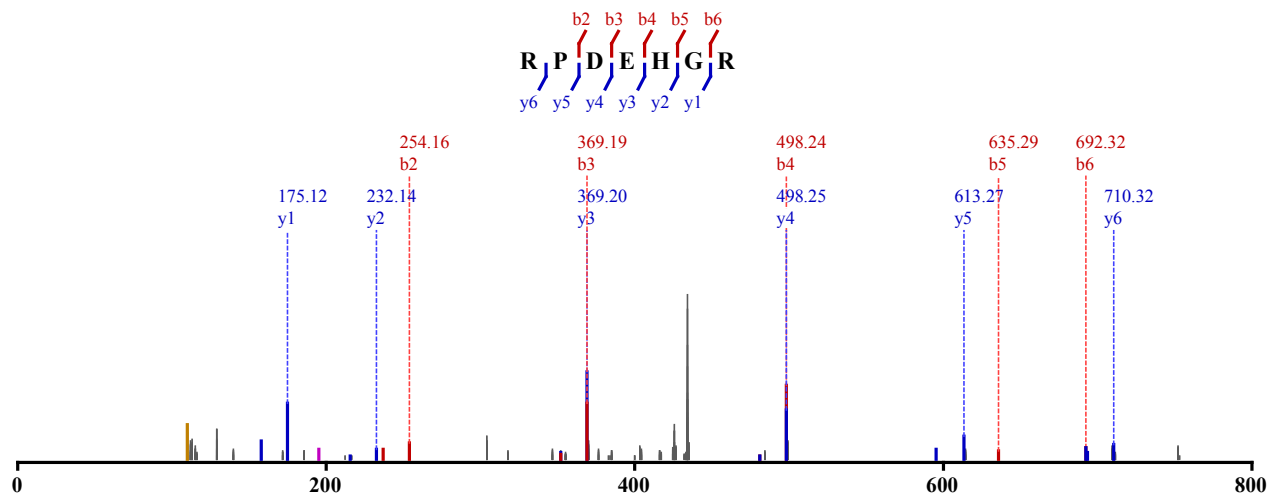
Not Modified
 Identified in MSS291 with qvalue 0.00
 Charge: 2, Exp. m/z: 433.715, Calc. m/z: 433.715
 Data File: HeLa_ArgC-Elastase_CID_2, Scans: 1061 - 1061



Not Modified
 Identified in MSS301 with qvalue 0.00
 Charge: 2, Exp. m/z: 433.715, Calc. m/z: 433.715
 Data File: HeLa_ArgC-Try_HCD_1, Scans: 7400 - 7400





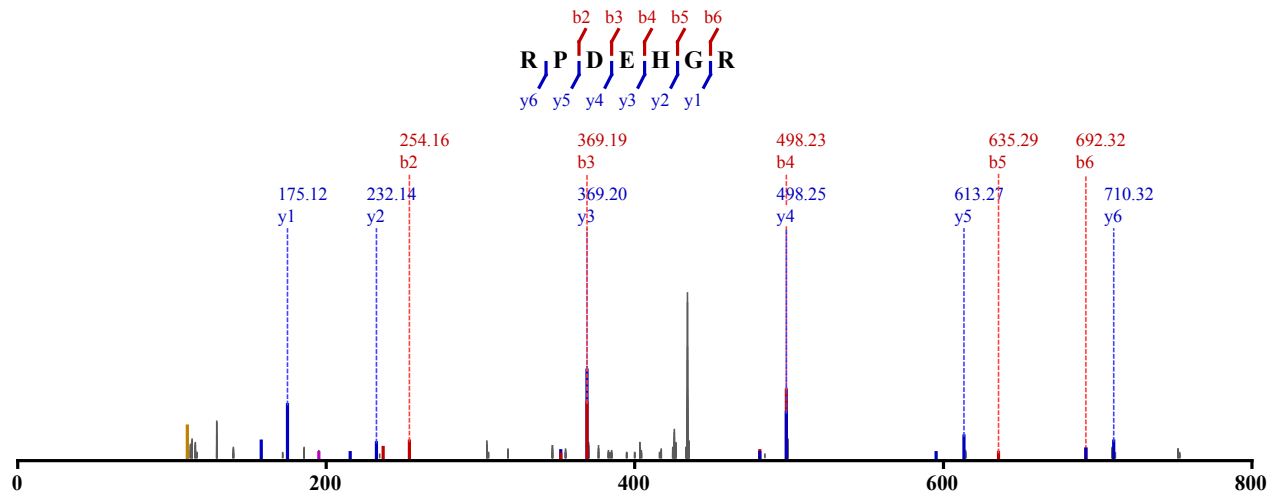


Not Modified

Identified in MSS305 with qvalue 0.00

Charge: 2, Exp. m/z: 433.715, Calc. m/z: 433.715

Data File: HeLa_ArgC-Elastase_HCD_2, Scans: 7044 - 7044

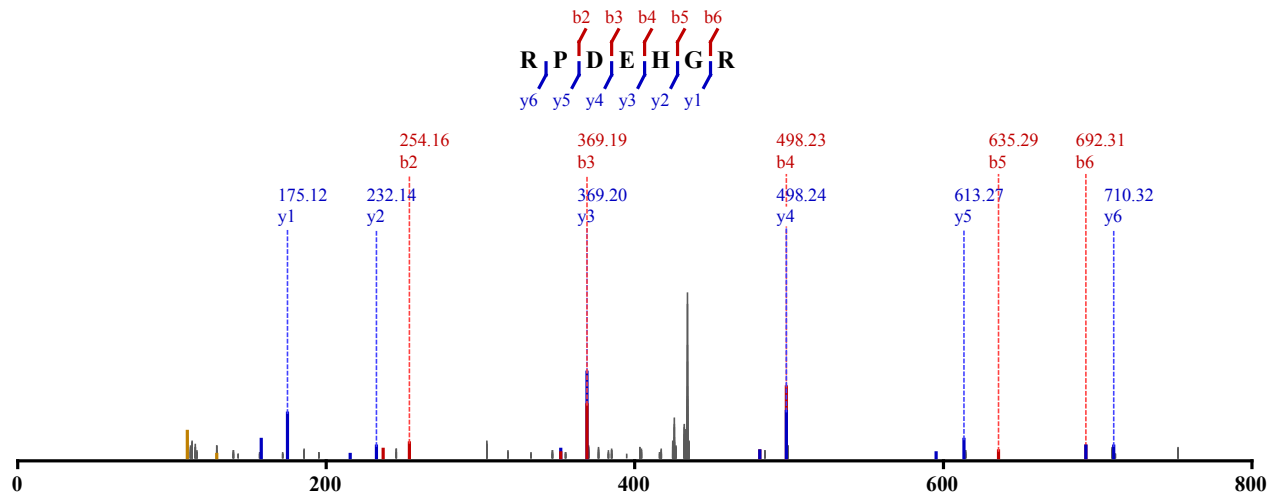


Not Modified

Identified in MSS305 with qvalue 0.00

Charge: 2, Exp. m/z: 433.715, Calc. m/z: 433.715

Data File: HeLa_ArgC-Elastase_HCD_3, Scans: 5782 - 5782

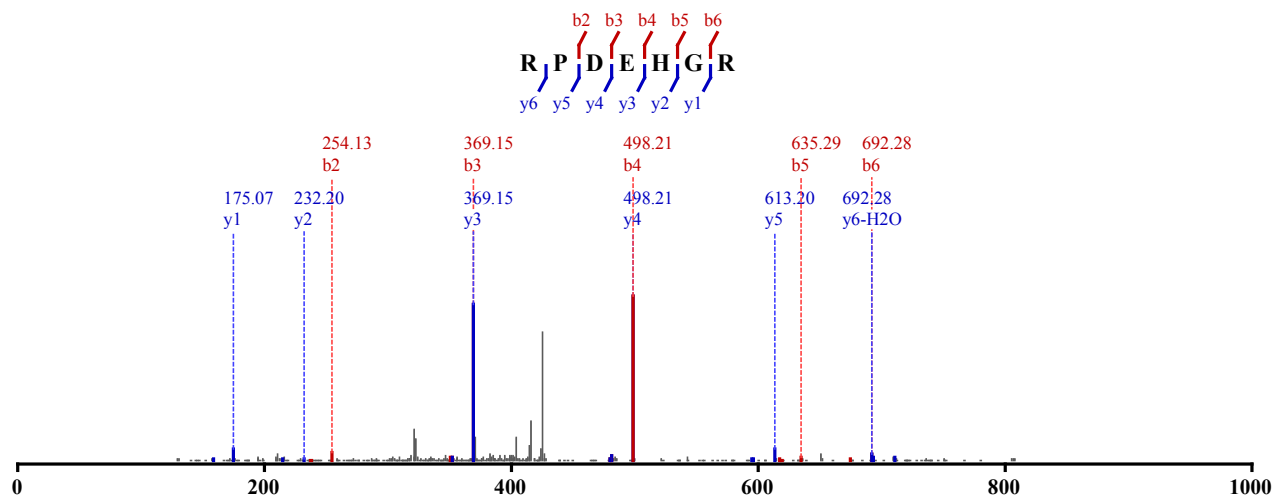


Not Modified

Identified in MSS420 with qvalue 0.00

Charge: 2, Exp. m/z: 433.715, Calc. m/z: 433.715

Data File: HeLa_ArgC-Try_CID-ETD_1, Scans: 1495 - 1495

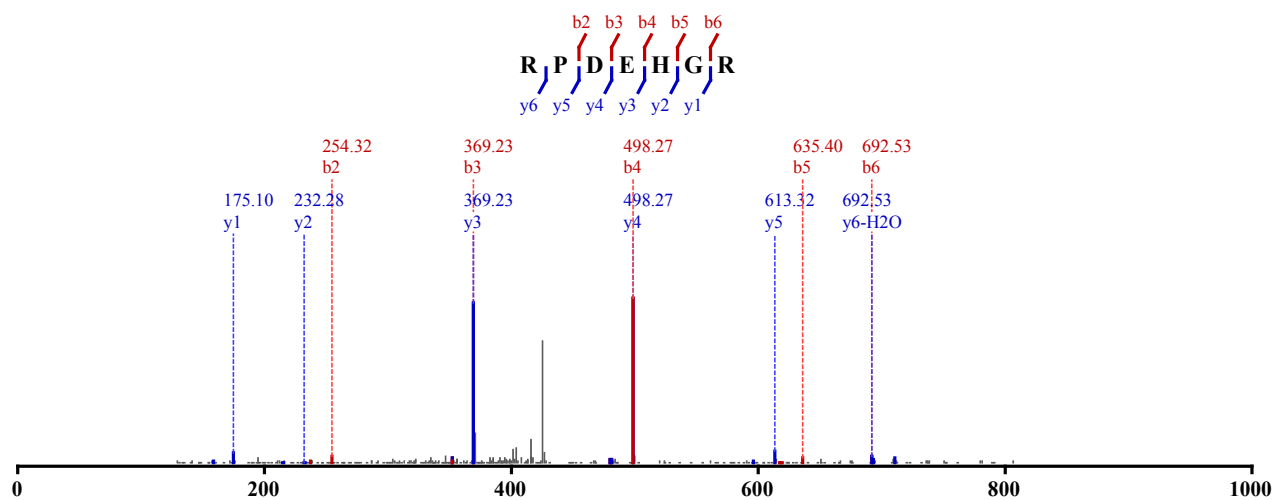


Not Modified

Identified in MSS418 with qvalue 0.01

Charge: 2, Exp. m/z: 433.715, Calc. m/z: 433.715

Data File: HeLa_ArgC-GluC_CID-ETD_1, Scans: 1346 - 1346

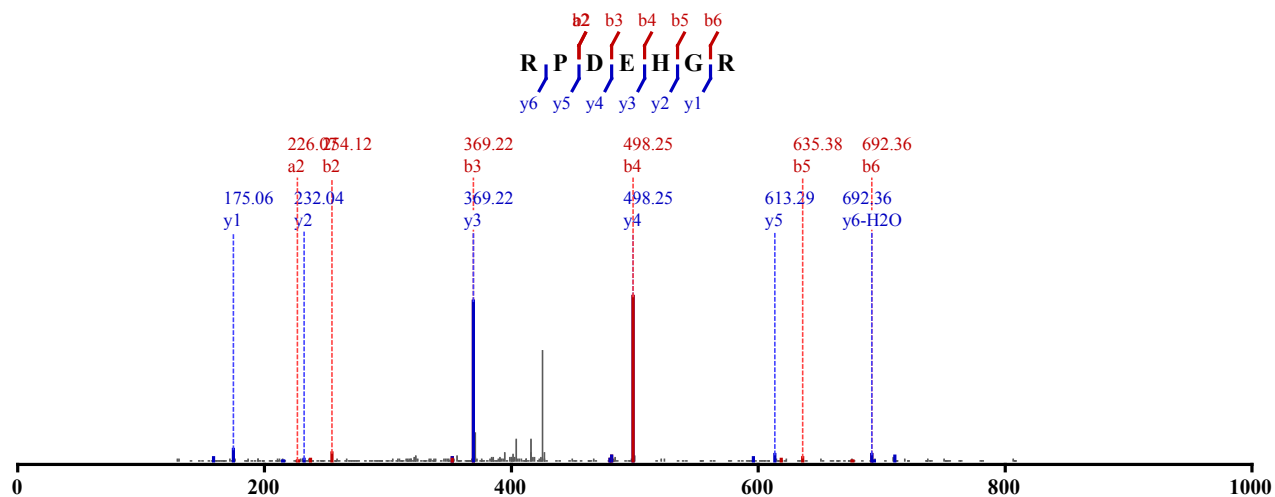


Not Modified

Identified in MSS416 with qvalue 0.01

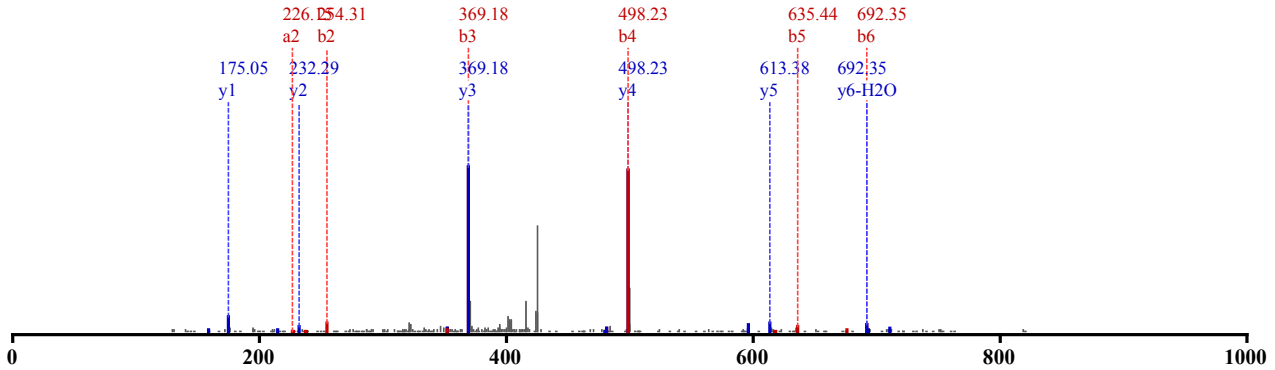
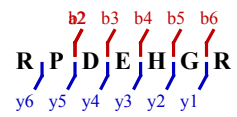
Charge: 2, Exp. m/z: 433.715, Calc. m/z: 433.715

Data File: HeLa_ArgC-Chytry_CID-ETD_1, Scans: 1352 - 1352

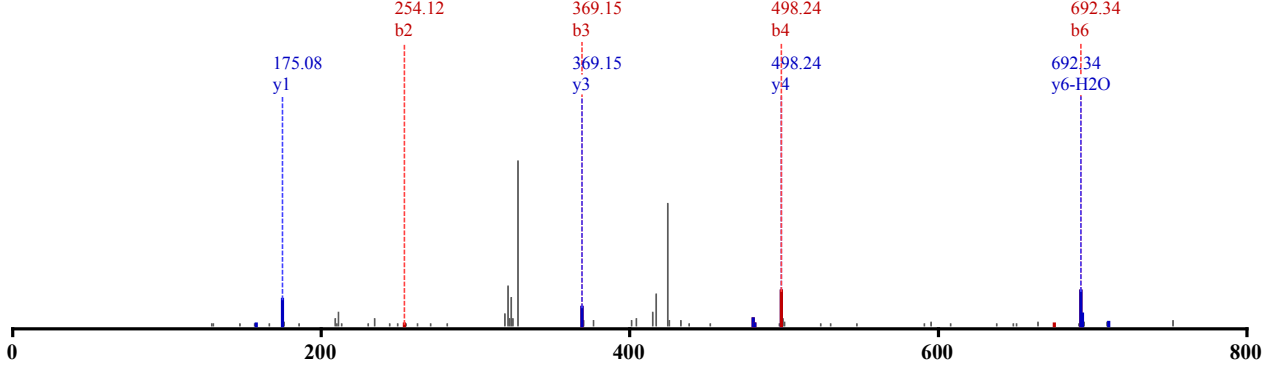
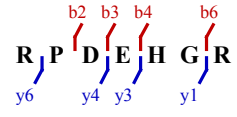


Not Modified

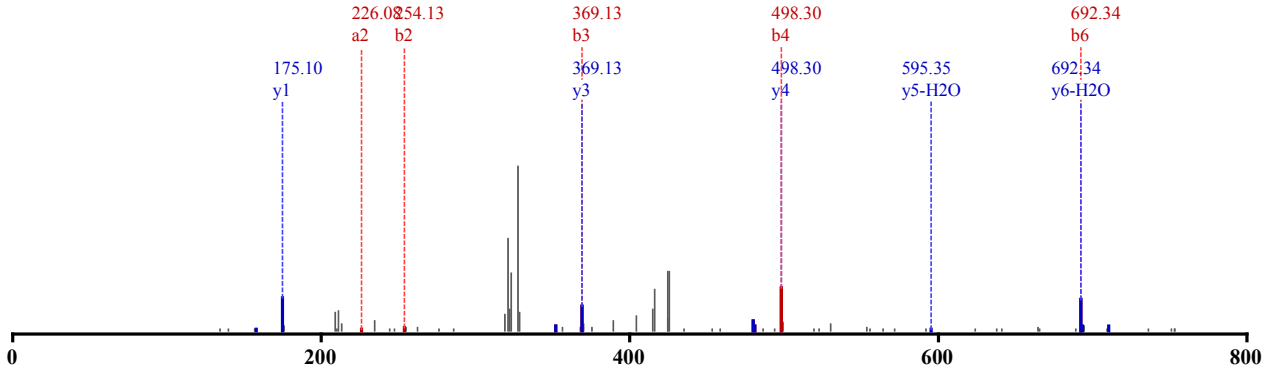
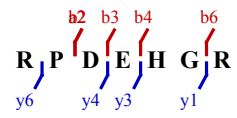
Identified in MSS417 with qvalue 0.00
 Charge: 2, Exp. m/z: 433.715, Calc. m/z: 433.715
 Data File: HeLa_ArgC-Elastase_CID-ETD_1, Scans: 1455 - 1455



Not Modified
 Identified in MSS480 with qvalue 0.01
 Charge: 2, Exp. m/z: 433.728, Calc. m/z: 433.715
 Data File: HeLa_try_pH4_CID_3xload_2, Scans: 4761 - 4761



Not Modified
 Identified in MSS480 with qvalue 0.01
 Charge: 2, Exp. m/z: 433.728, Calc. m/z: 433.715
 Data File: HeLa_try_pH4_CID_3xload_2, Scans: 4809 - 4809

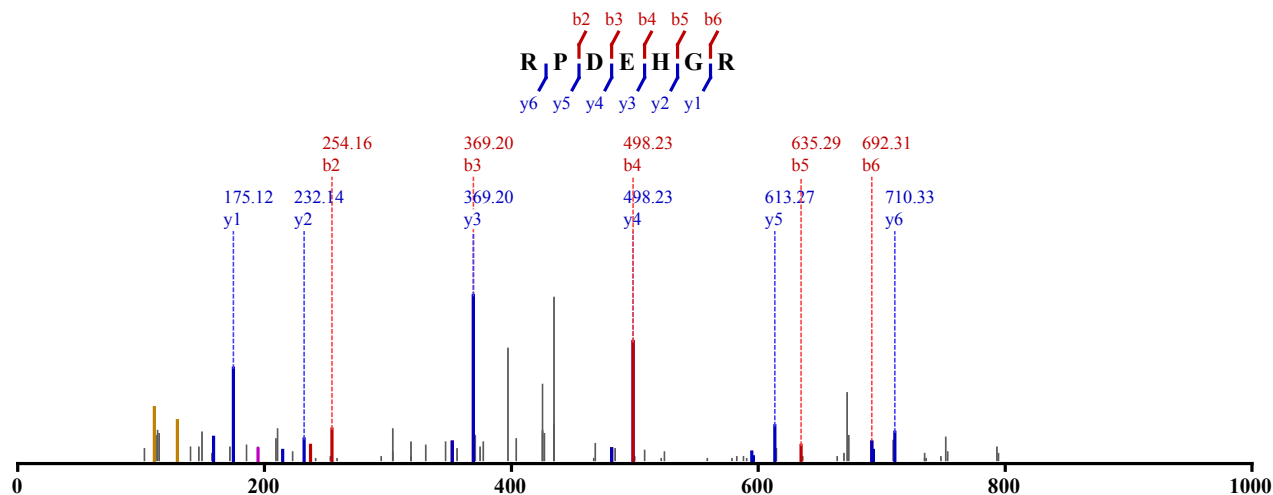


Not Modified

Identified in MSS487 with qvalue 0.00

Charge: 2, Exp. m/z: 433.715, Calc. m/z: 433.715

Data File: HeLa_ArgC-Try_pH11_HCD_1, Scans: 3415 - 3415

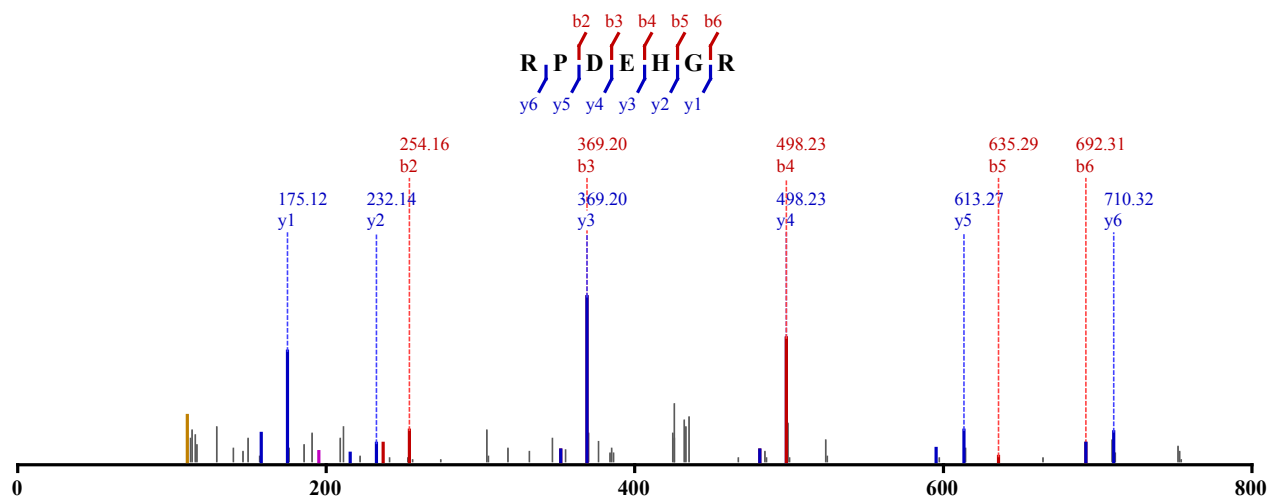


Not Modified

Identified in MSS487 with qvalue 0.00

Charge: 2, Exp. m/z: 433.715, Calc. m/z: 433.715

Data File: HeLa_ArgC-Try_pH11_HCD_2, Scans: 4959 - 4959

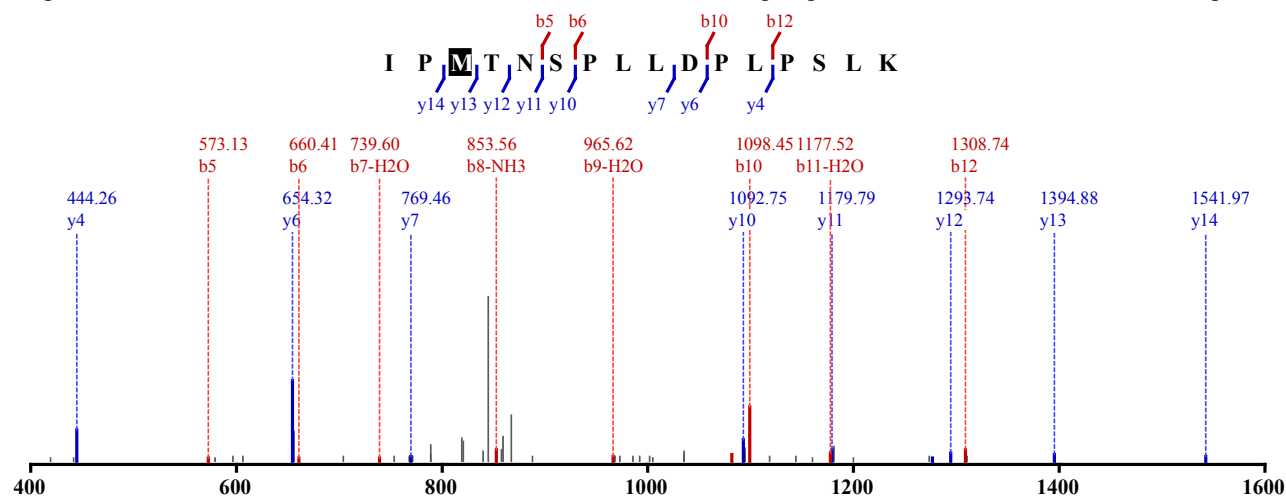


1 x Oxidation (M)

Identified in MSS481 with qvalue 0.00

Charge: 2, Exp. m/z: 876.988, Calc. m/z: 876.482

Data File: HeLa_LysC_pH5_CID_3xload_3, Scans: 41058 - 41058

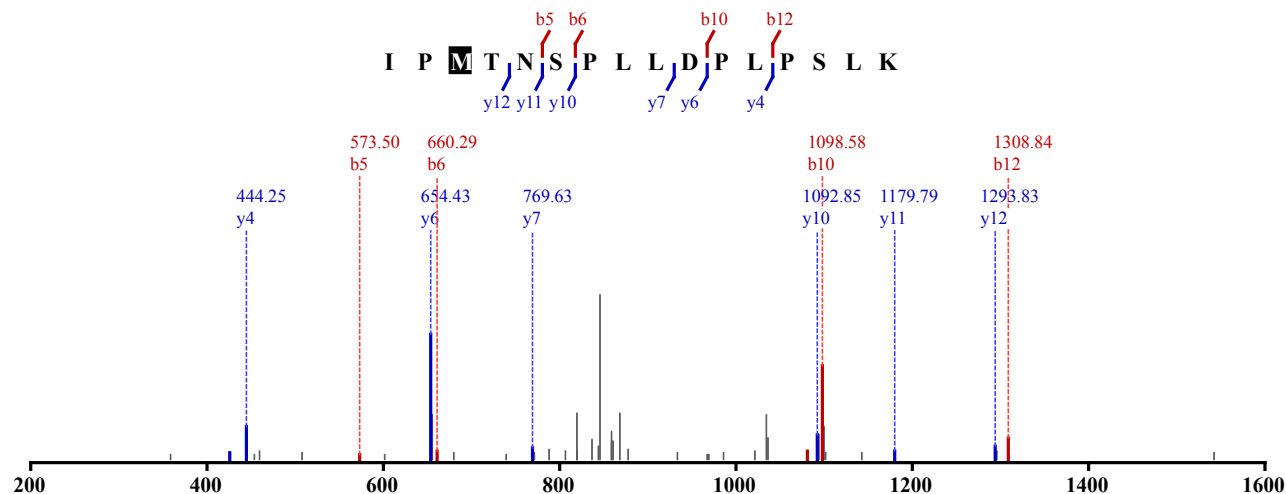


1 x Oxidation (M)

Identified in MSS481 with qvalue 0.00

Charge: 2, Exp. m/z: 876.486, Calc. m/z: 876.482

Data File: HeLa_LysC_pH5_CID_3xload_3, Scans: 41062 - 41062

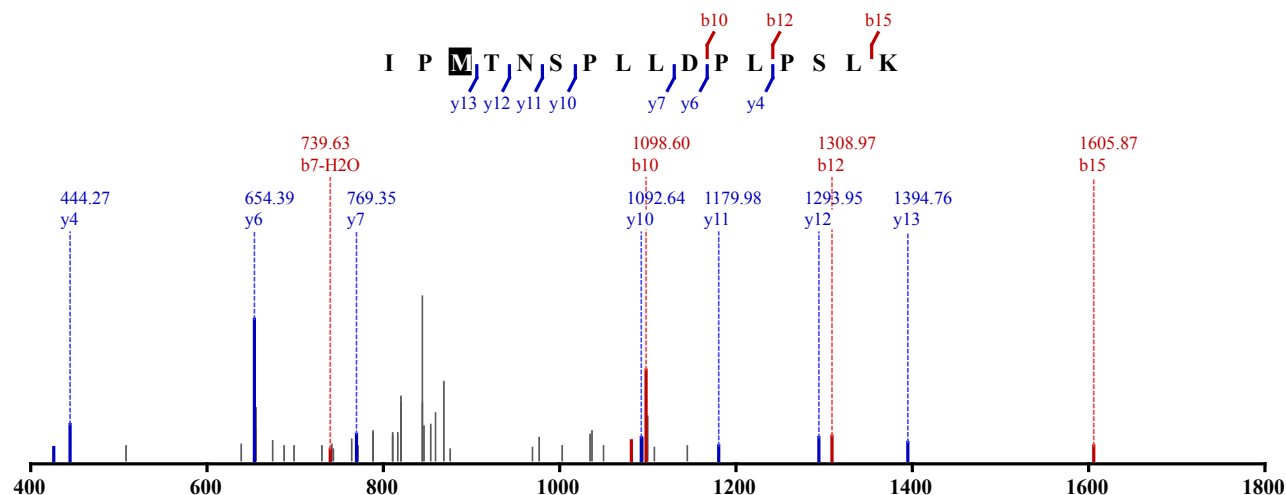


1 x Oxidation (M)

Identified in MSS481 with qvalue 0.00

Charge: 2, Exp. m/z: 876.987, Calc. m/z: 876.482

Data File: HeLa_LysC_pH5_CID_3xload_3, Scans: 41123 - 41123

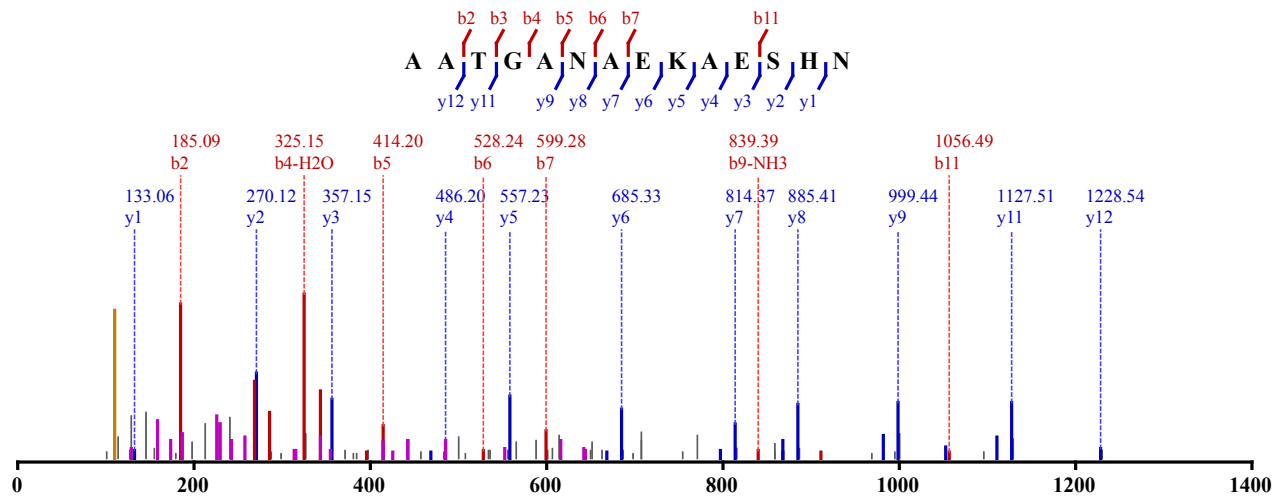


1 x Acetylation (Protein N-term)

Identified in MSS479 with qvalue 0.00

Charge: 2, Exp. m/z: 706.823, Calc. m/z: 706.822

Data File: HeLa_AspN_pH11_HCD_1, Scans: 10434 - 10434

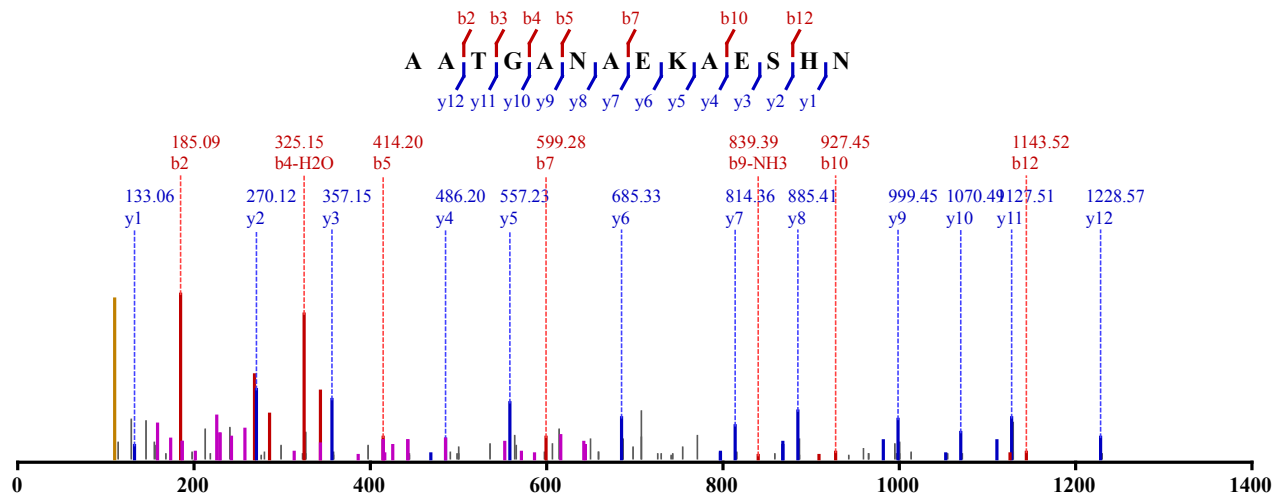


1 x Acetylation (Protein N-term)

Identified in MSS479 with qvalue 0.00

Charge: 2, Exp. m/z: 706.824, Calc. m/z: 706.822

Data File: HeLa_AspN_pH11_HCD_2, Scans: 9177 - 9177

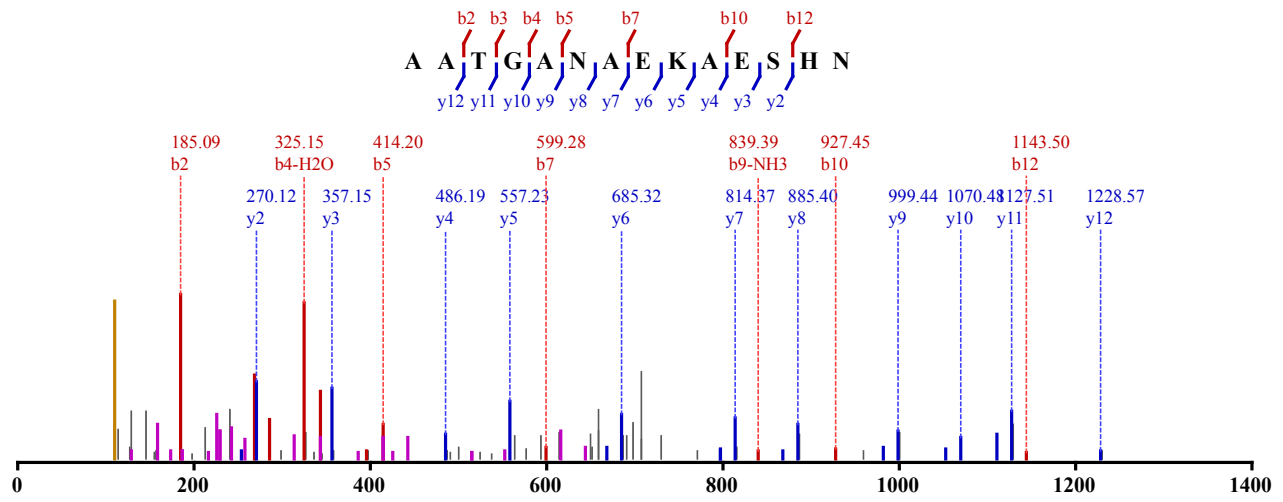


1 x Acetylation (Protein N-term)

Identified in MSS479 with qvalue 0.00

Charge: 2, Exp. m/z: 706.823, Calc. m/z: 706.822

Data File: HeLa_AspN_pH11_HCD_3, Scans: 8935 - 8935

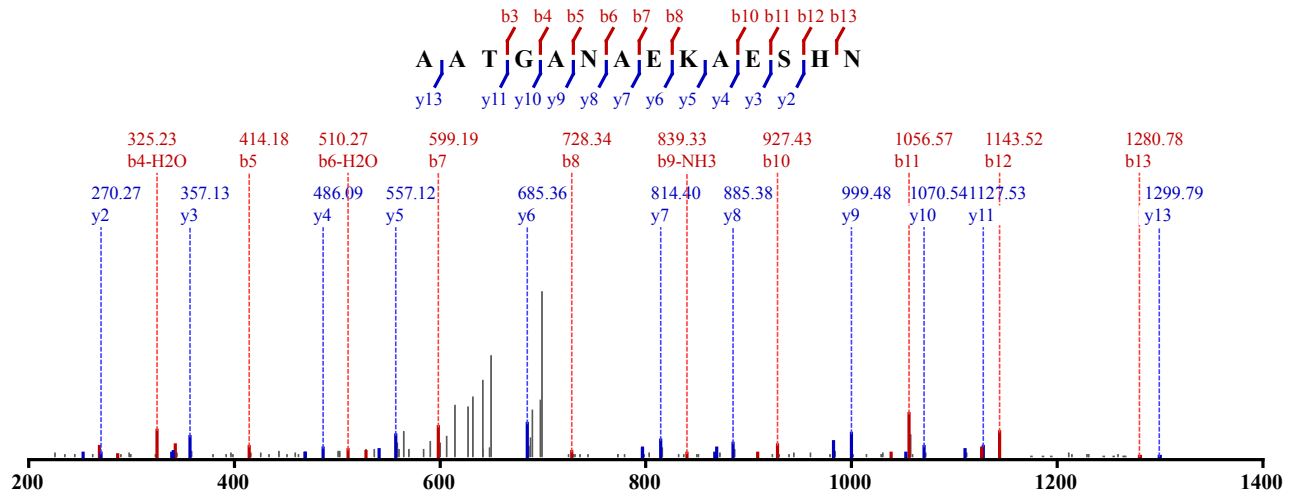


1 x Acetylation (Protein N-term)

Identified in MSS483 with qvalue 0.00

Charge: 2, Exp. m/z: 706.824, Calc. m/z: 706.822

Data File: HeLa_AspN_pH11_CID_3xload, Scans: 7940 - 7940

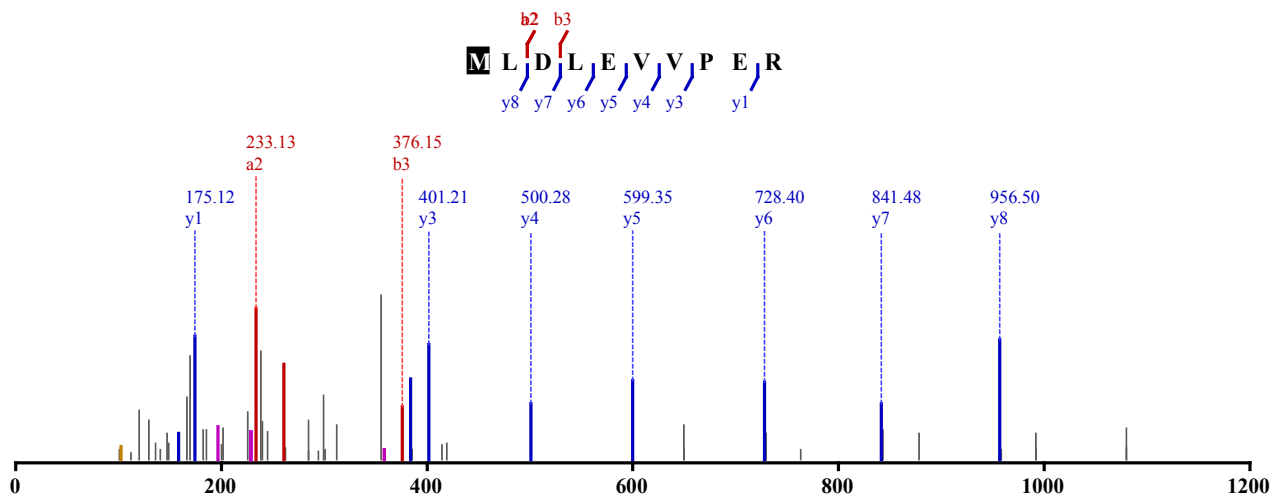


1 x Oxidation (M)

Identified in MSS484 with qvalue 0.00

Charge: 2, Exp. m/z: 608.817, Calc. m/z: 608.817

Data File: HeLa_Try_pH11_HCD_2, Scans: 50302 - 50302

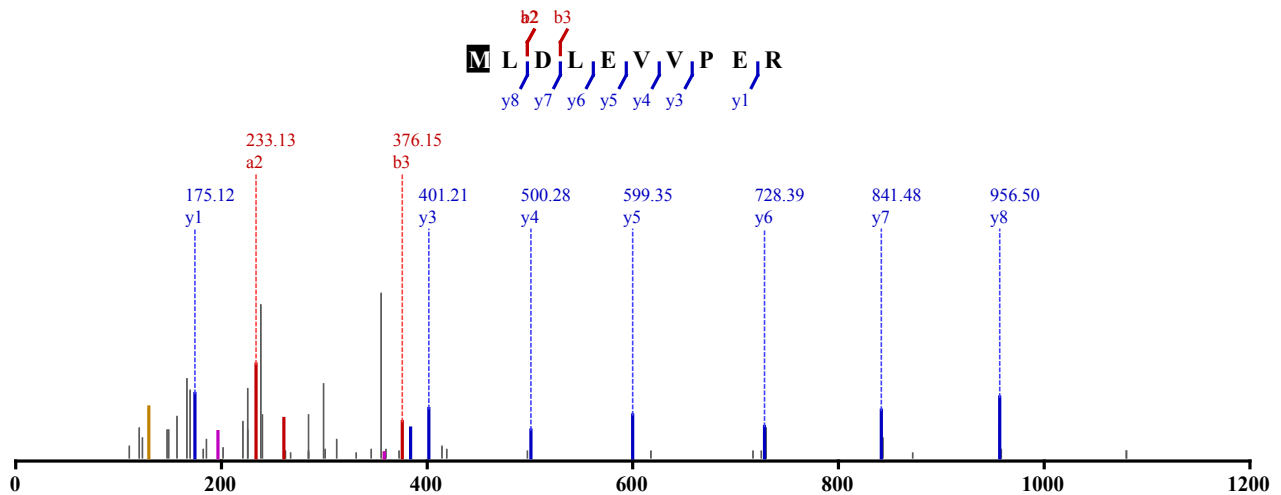


1 x Oxidation (M)

Identified in MSS484 with qvalue 0.00

Charge: 2, Exp. m/z: 608.816, Calc. m/z: 608.817

Data File: HeLa_Try_pH11_HCD_3, Scans: 44508 - 44508

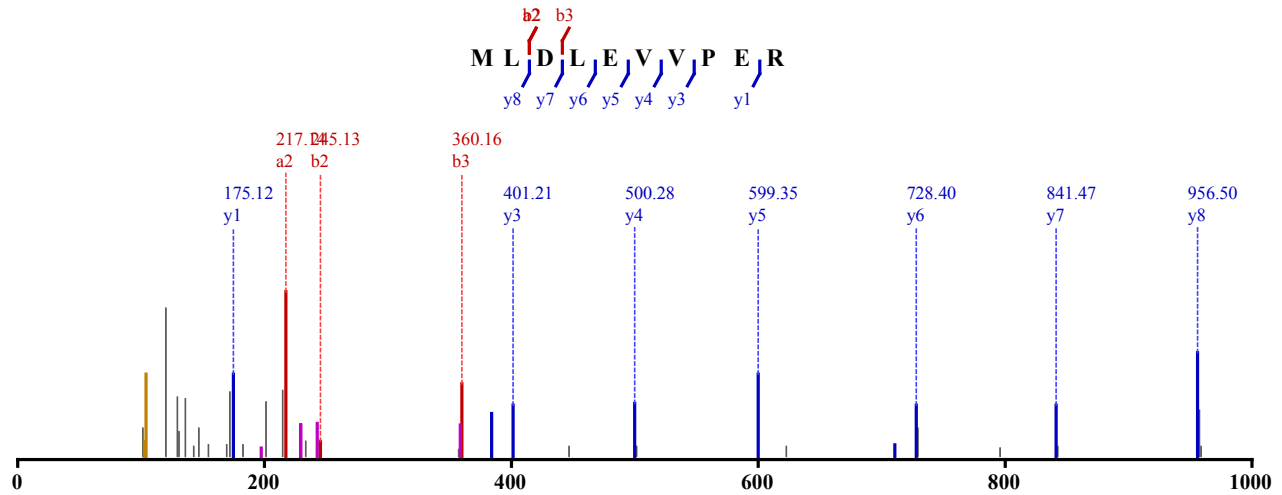


Not Modified

Identified in MSS484 with qvalue 0.00

Charge: 2, Exp. m/z: 600.818, Calc. m/z: 600.817

Data File: HeLa_Try_pH5_HCD_1, Scans: 45962 - 45962

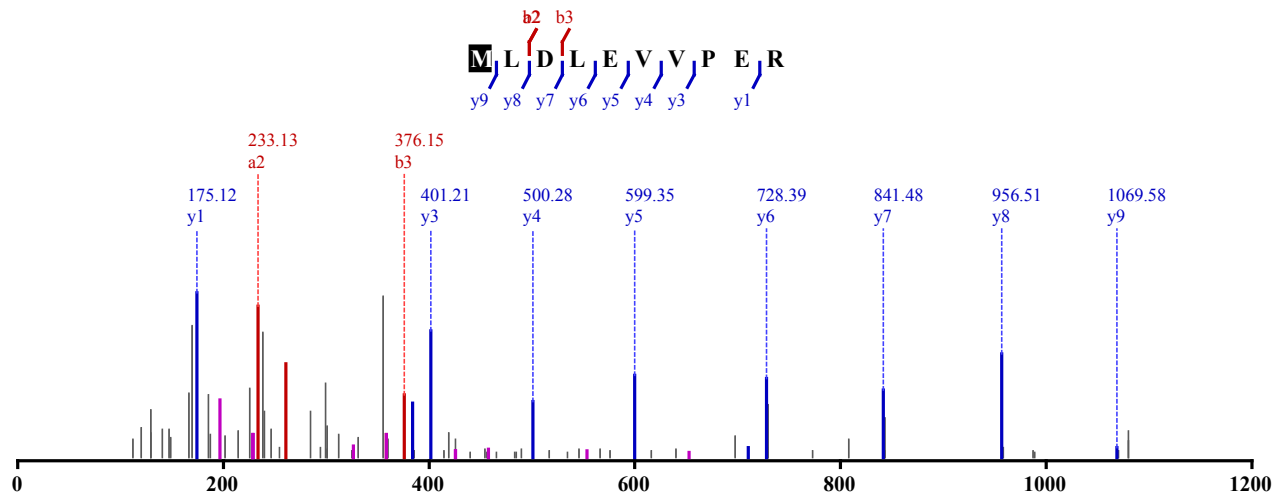


1 x Oxidation (M)

Identified in MSS484 with qvalue 0.00

Charge: 2, Exp. m/z: 608.815, Calc. m/z: 608.817

Data File: HeLa_Try_pH11_HCD_1, Scans: 48859 - 48859

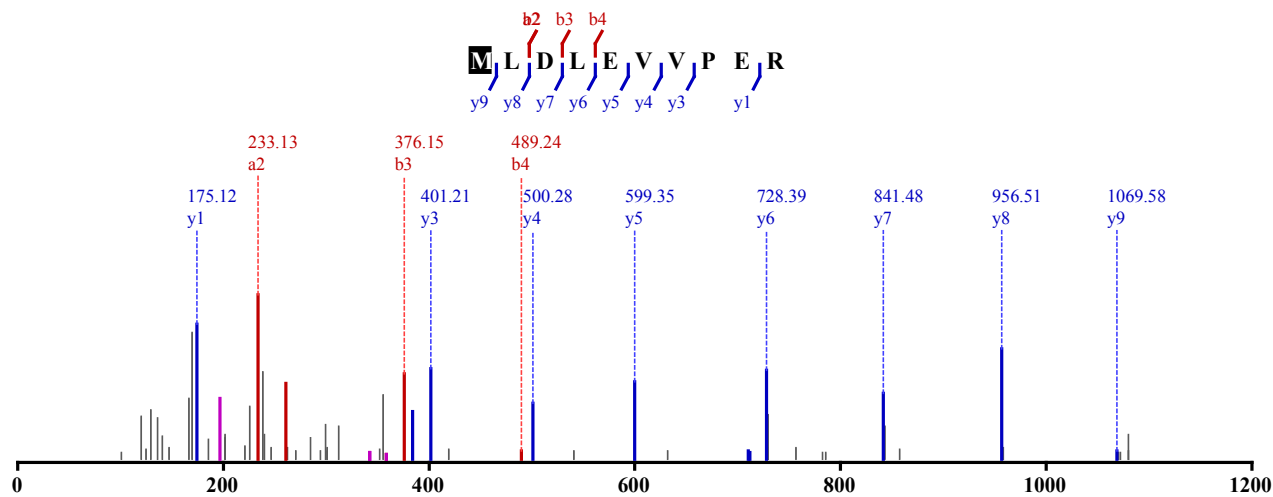


1 x Oxidation (M)

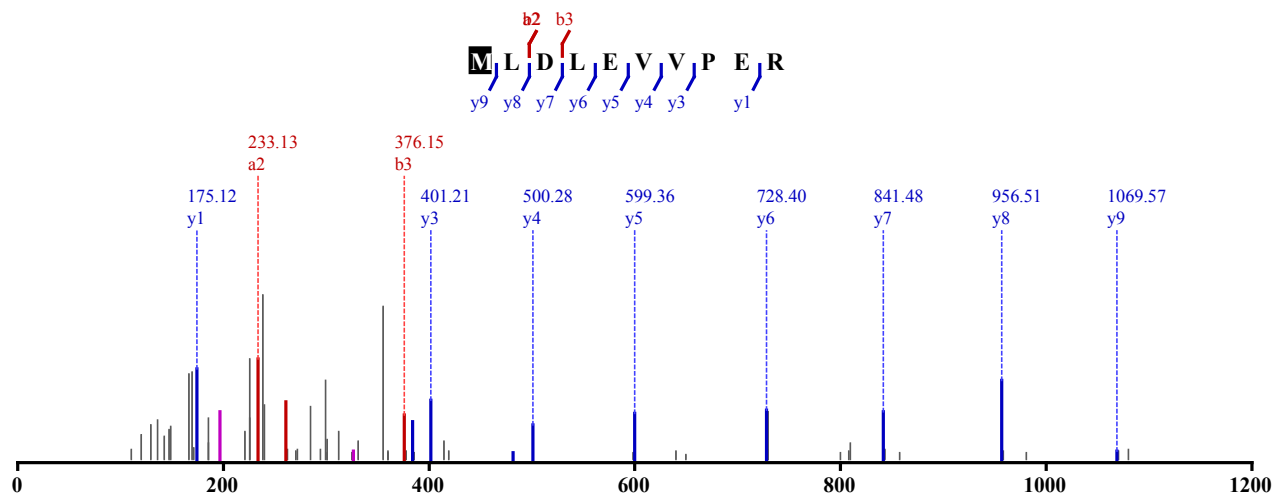
Identified in MSS484 with qvalue 0.00

Charge: 2, Exp. m/z: 608.816, Calc. m/z: 608.817

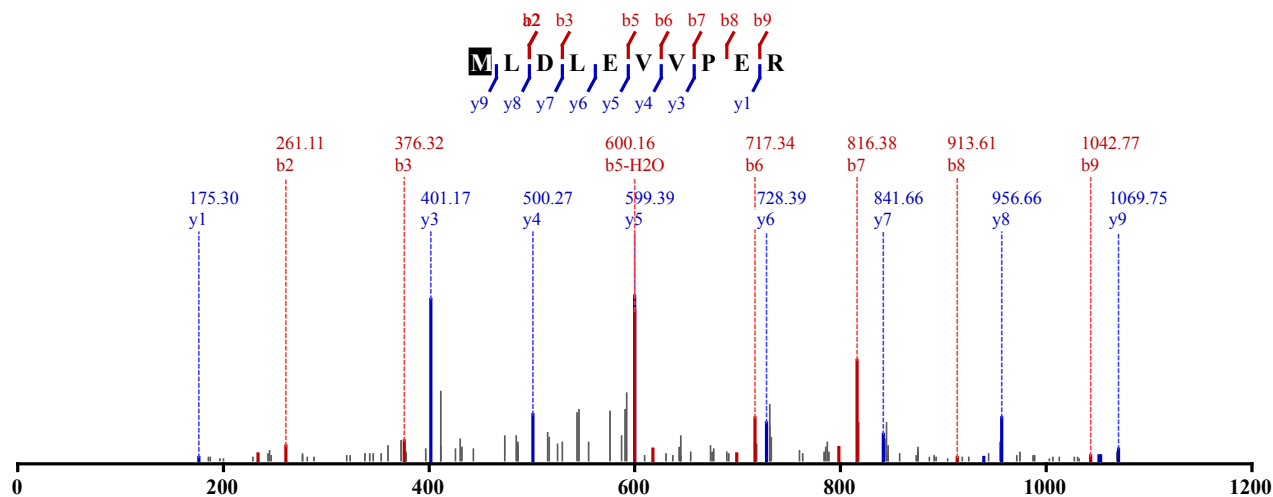
Data File: HeLa_Try_pH11_HCD_2, Scans: 50181 - 50181



1 x Oxidation (M)
 Identified in MSS484 with qvalue 0.00
 Charge: 2, Exp. m/z: 608.815, Calc. m/z: 608.817
 Data File: HeLa_TrypH11_HCD_3, Scans: 44405 - 44405

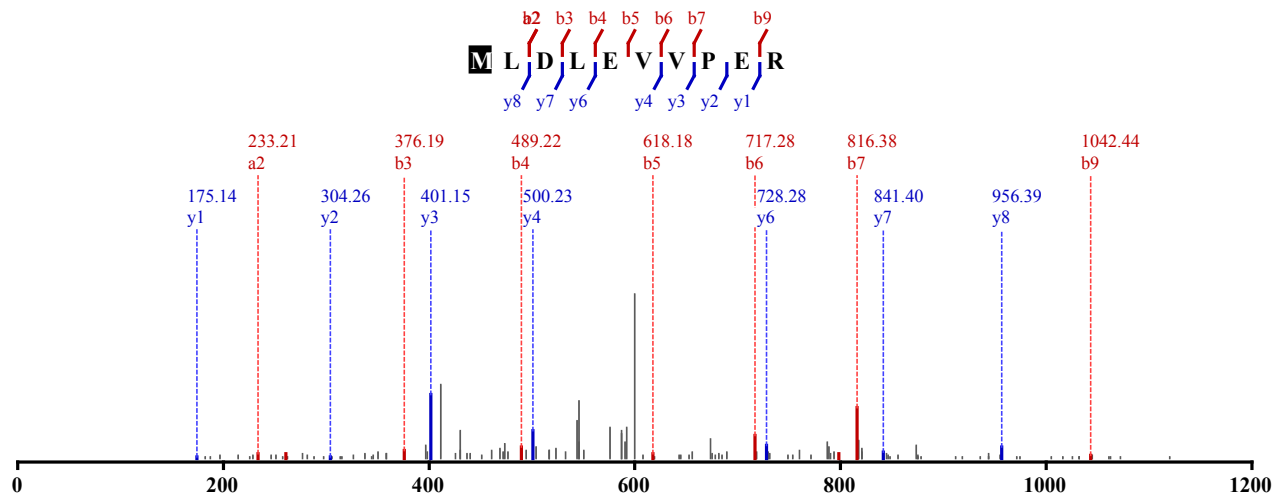


1 x Oxidation (M)
 Identified in MSS488 with qvalue 0.00
 Charge: 2, Exp. m/z: 608.816, Calc. m/z: 608.817
 Data File: HeLa_chy-trypH11_CID_3xload_2, Scans: 28288 - 28288



1 x Oxidation (M)
 Identified in MSS488 with qvalue 0.01
 Charge: 2, Exp. m/z: 608.818, Calc. m/z: 608.817

Data File: HeLa_chy-try_pH11_CID_3xload_3, Scans: 44896 - 44896

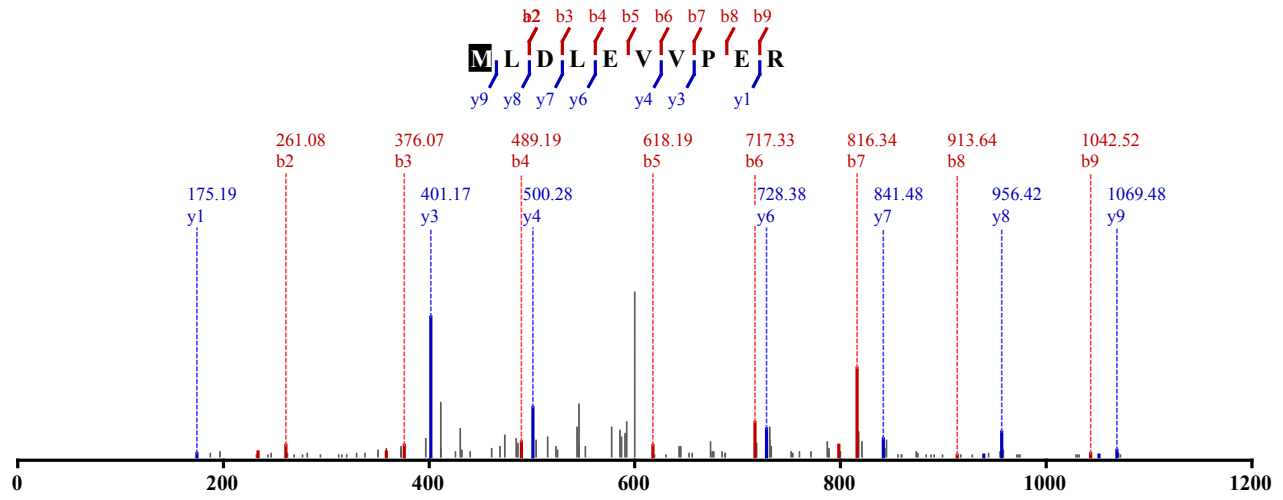


1 x Oxidation (M)

Identified in MSS488 with qvalue 0.00

Charge: 2, Exp. m/z: 608.817, Calc. m/z: 608.817

Data File: HeLa_chy-try_pH11_CID_3xload_3, Scans: 44966 - 44966

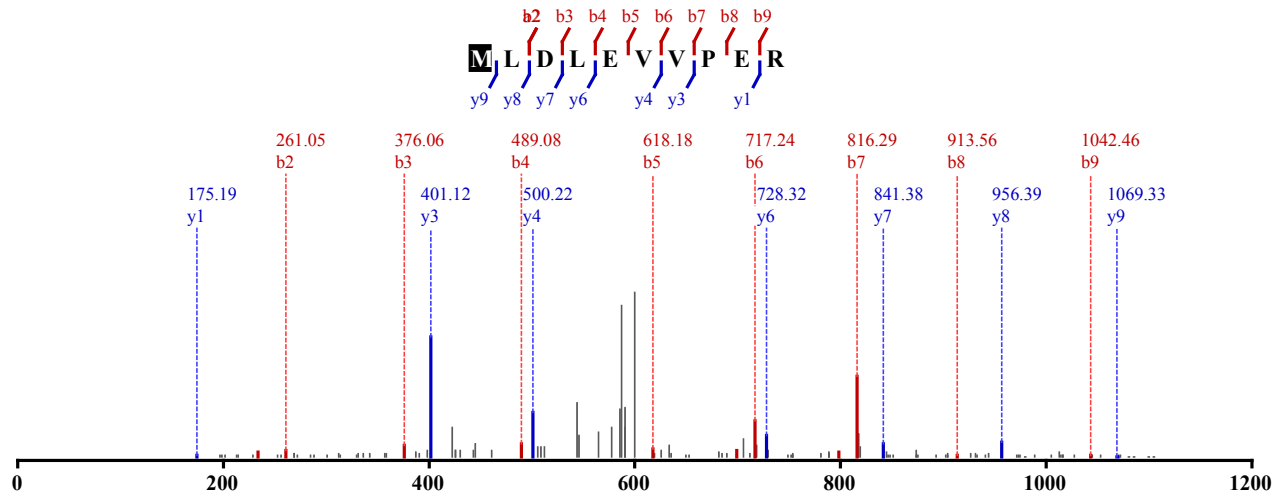


1 x Oxidation (M)

Identified in MSS488 with qvalue 0.00

Charge: 2, Exp. m/z: 608.817, Calc. m/z: 608.817

Data File: HeLa_chy-try_pH11_CID_3xload, Scans: 49325 - 49325

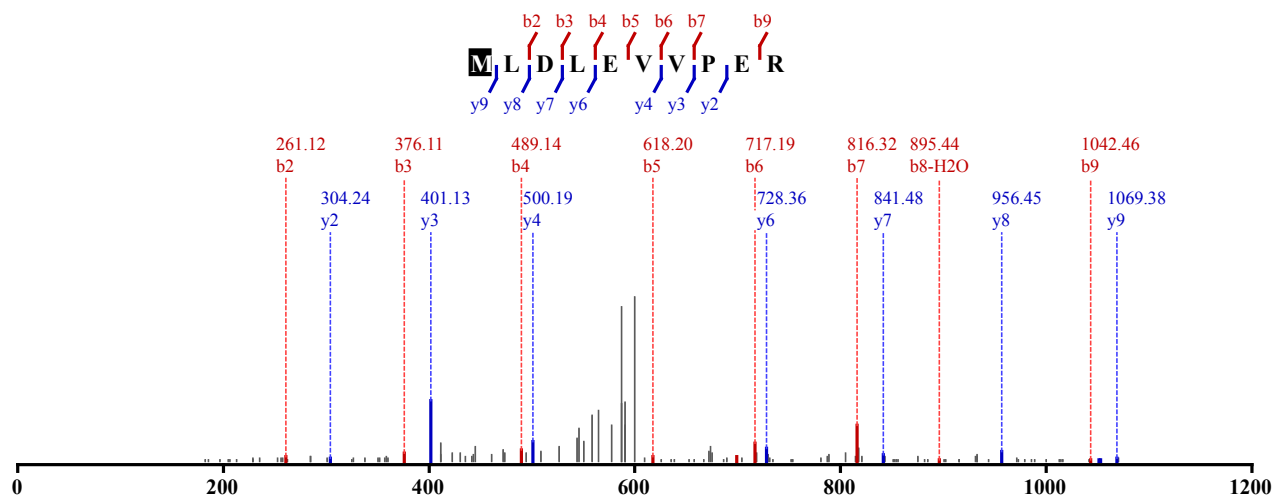


1 x Oxidation (M)

Identified in MSS488 with qvalue 0.00

Charge: 2, Exp. m/z: 608.820, Calc. m/z: 608.817

Data File: HeLa_chy-try_pH11_CID_3xload, Scans: 49399 - 49399

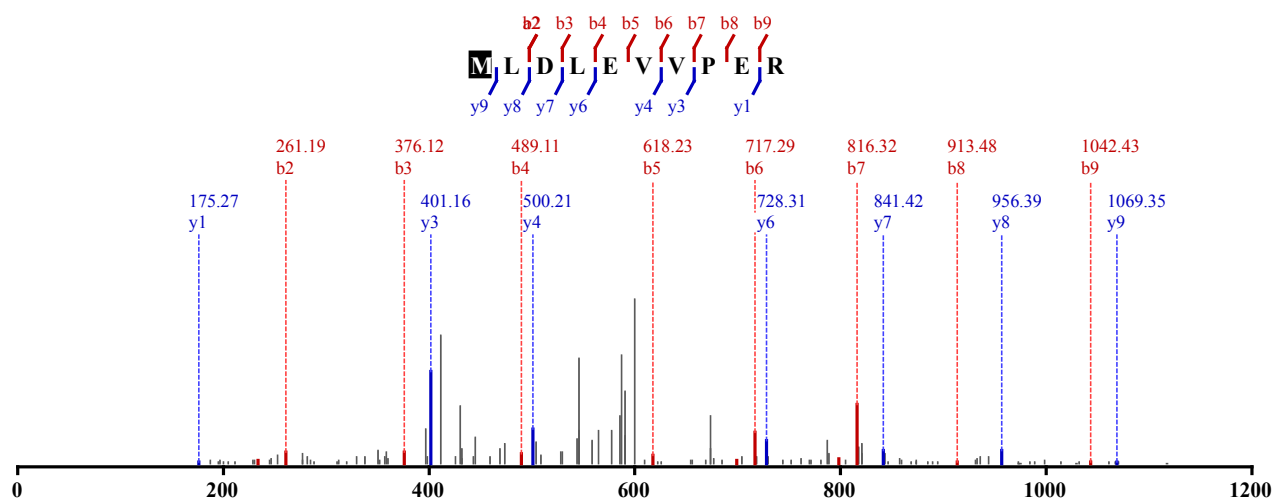


1 x Oxidation (M)

Identified in MSS488 with qvalue 0.00

Charge: 2, Exp. m/z: 608.820, Calc. m/z: 608.817

Data File: HeLa_chy-try_pH11_CID_3xload, Scans: 49428 - 49428

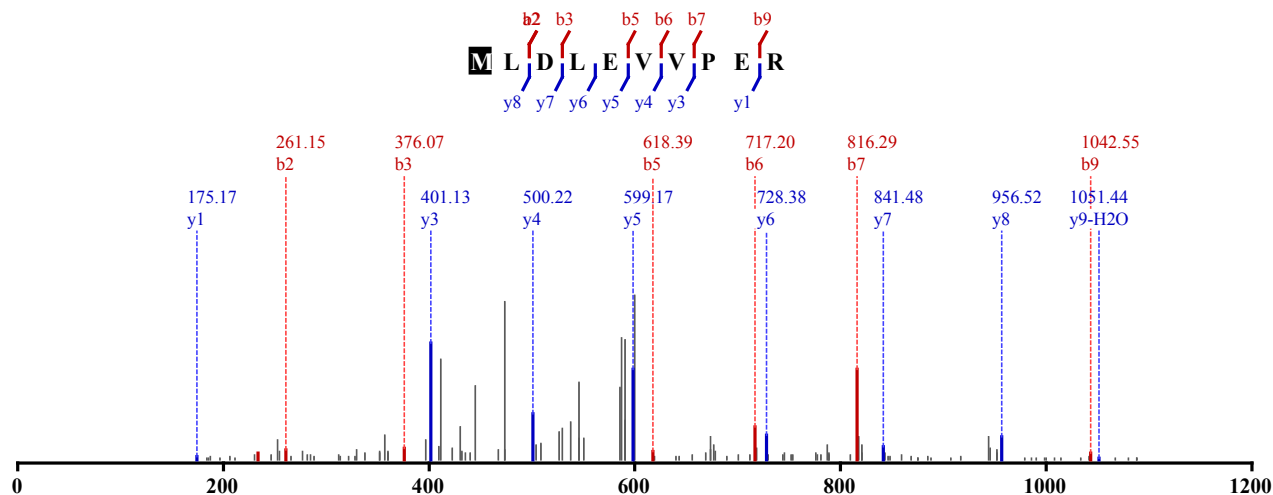


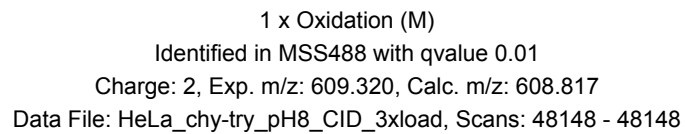
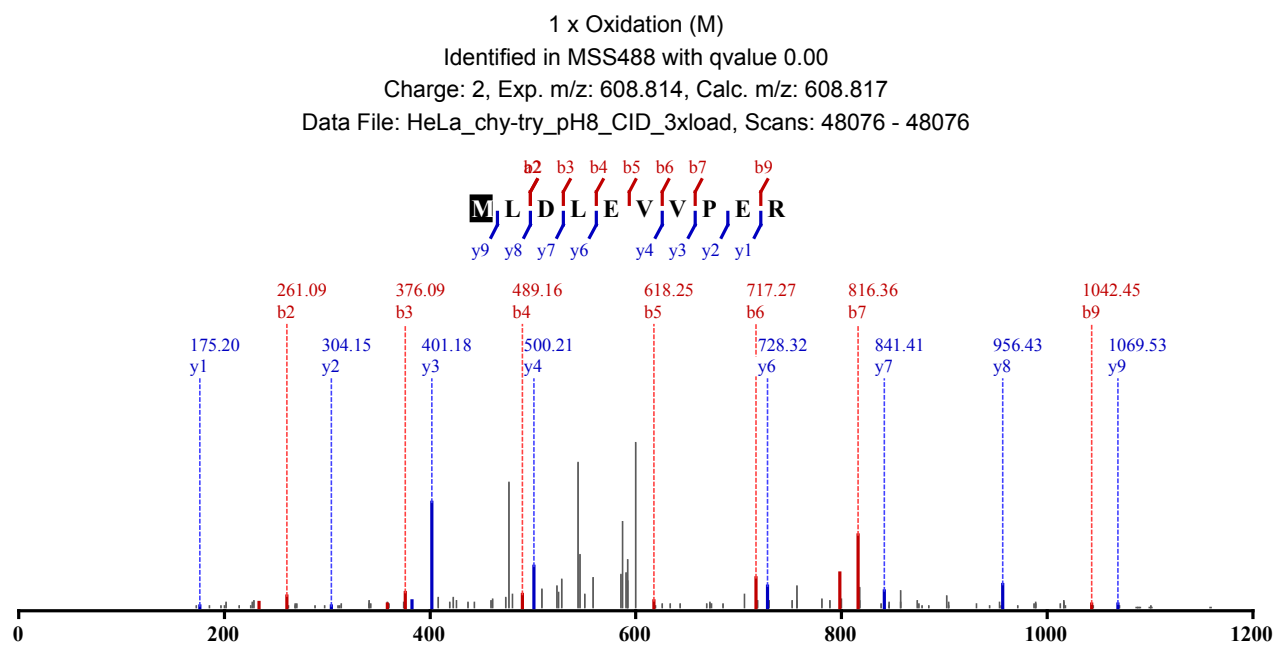
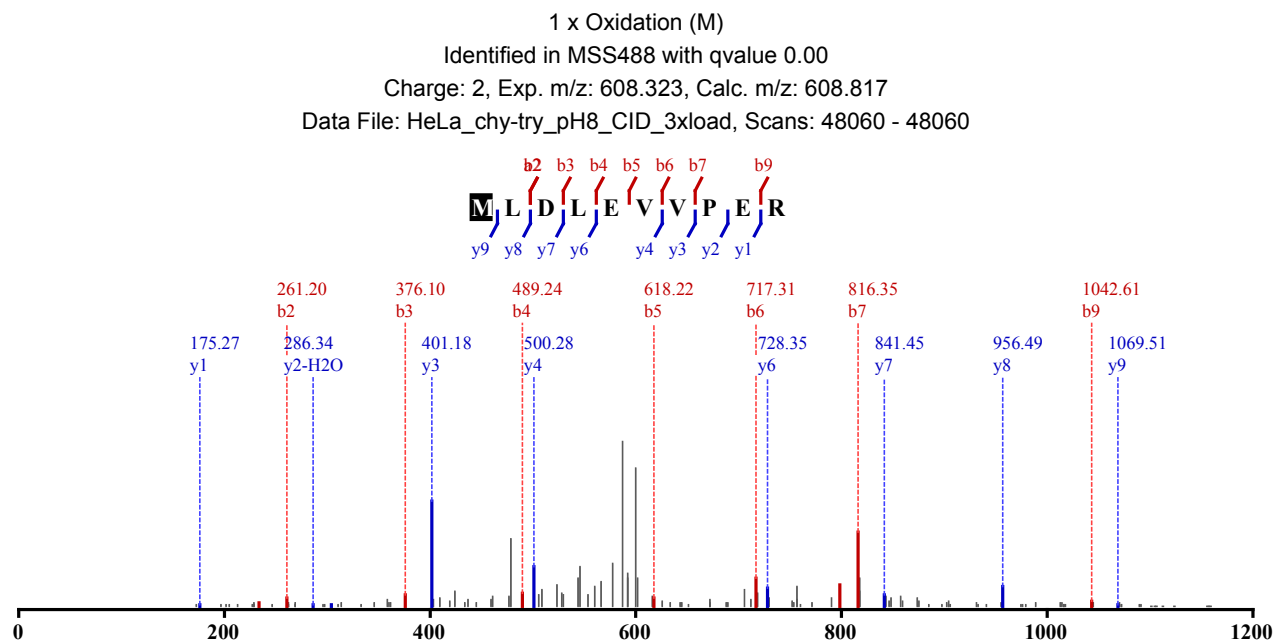
1 x Oxidation (M)

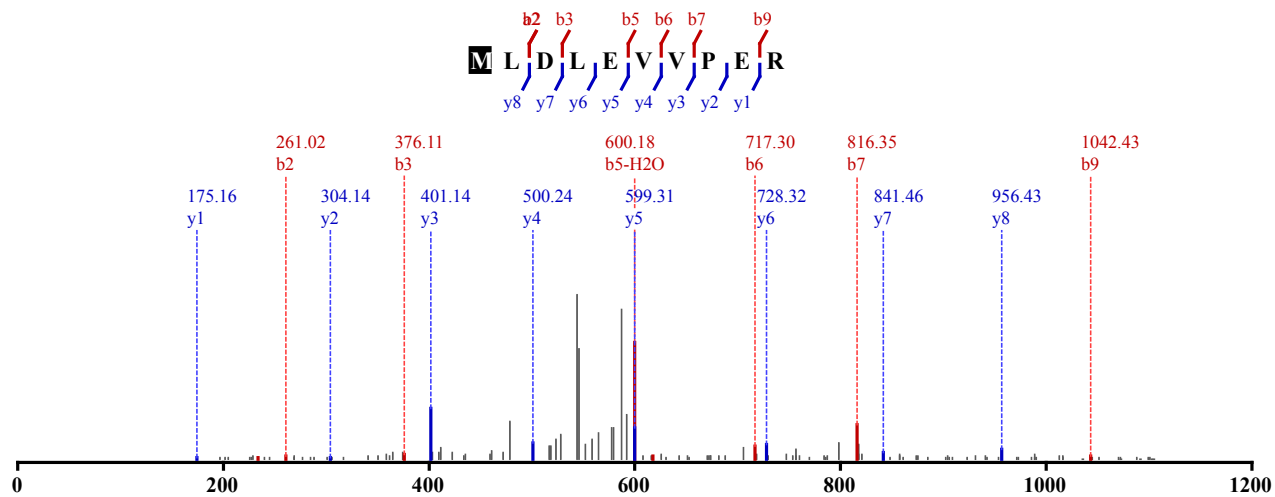
Identified in MSS488 with qvalue 0.00

Charge: 2, Exp. m/z: 608.817, Calc. m/z: 608.817

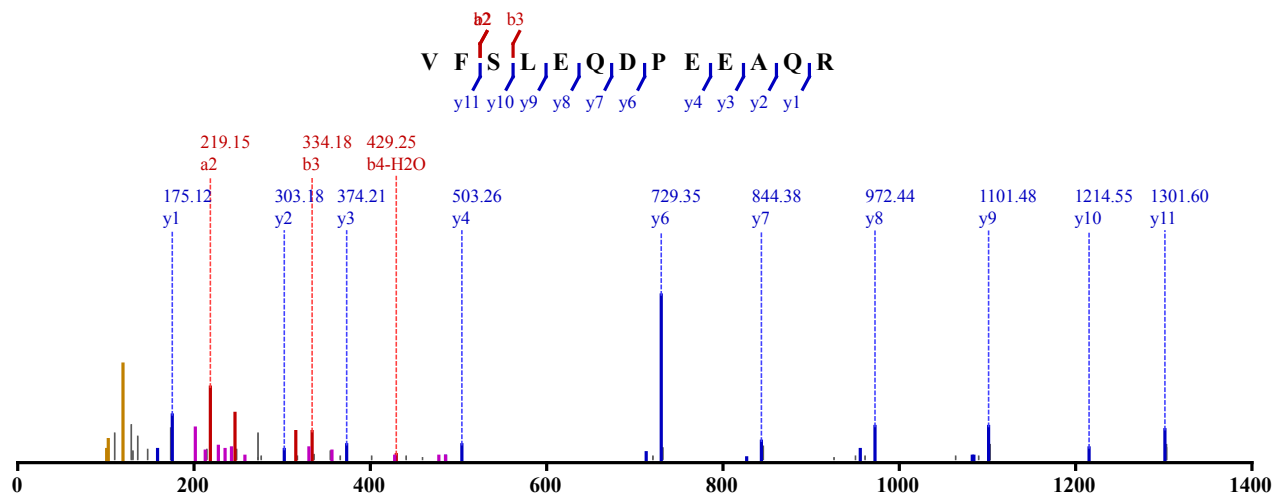
Data File: HeLa_chy-try_pH11_CID_3xload, Scans: 49498 - 49498



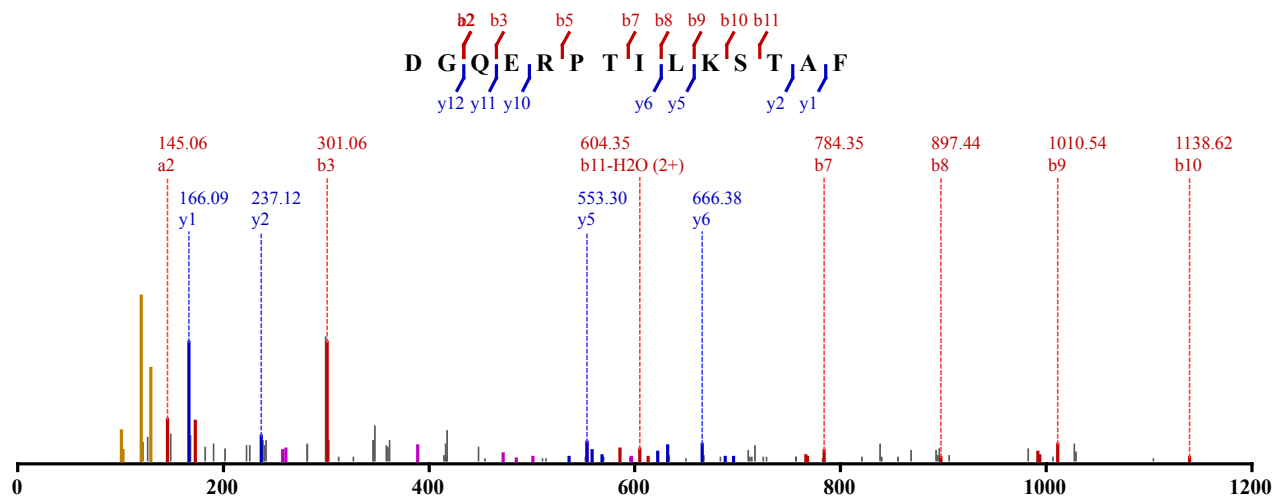




Not Modified
 Identified in MSS484 with qvalue 0.00
 Charge: 2, Exp. m/z: 774.371, Calc. m/z: 774.372
 Data File: HeLa_Try_pH3_HCD_1, Scans: 29527 - 29527

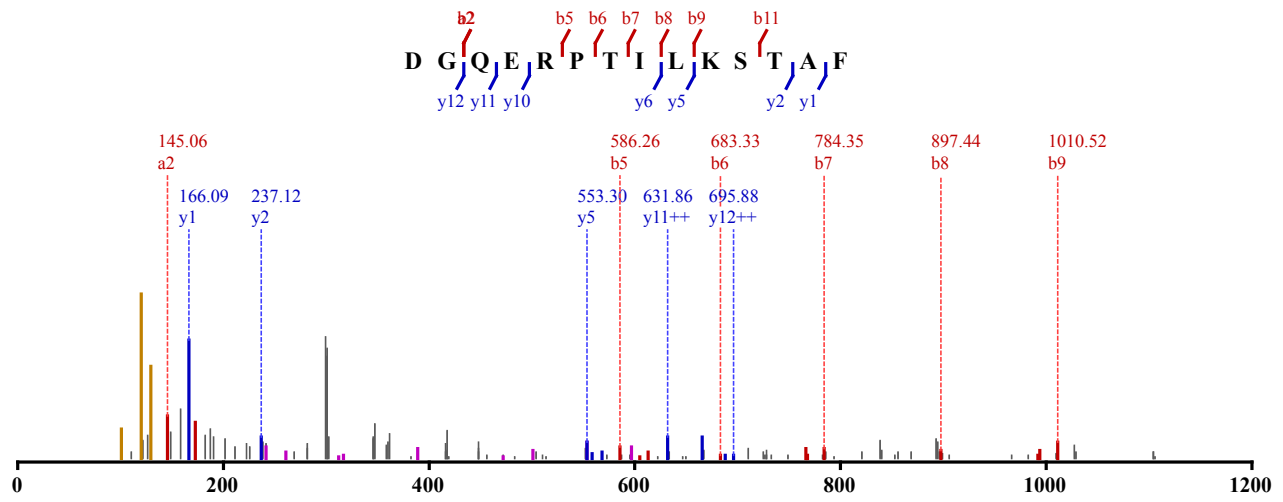


Not Modified
 Identified in MSS479 with qvalue 0.00
 Charge: 3, Exp. m/z: 521.610, Calc. m/z: 521.611
 Data File: HeLa_AspN_pH11_HCD_1, Scans: 31896 - 31896



Not Modified
 Identified in MSS479 with qvalue 0.00
 Charge: 3, Exp. m/z: 521.611, Calc. m/z: 521.611

Data File: HeLa_AspN_pH11_HCD_1, Scans: 31793 - 31793

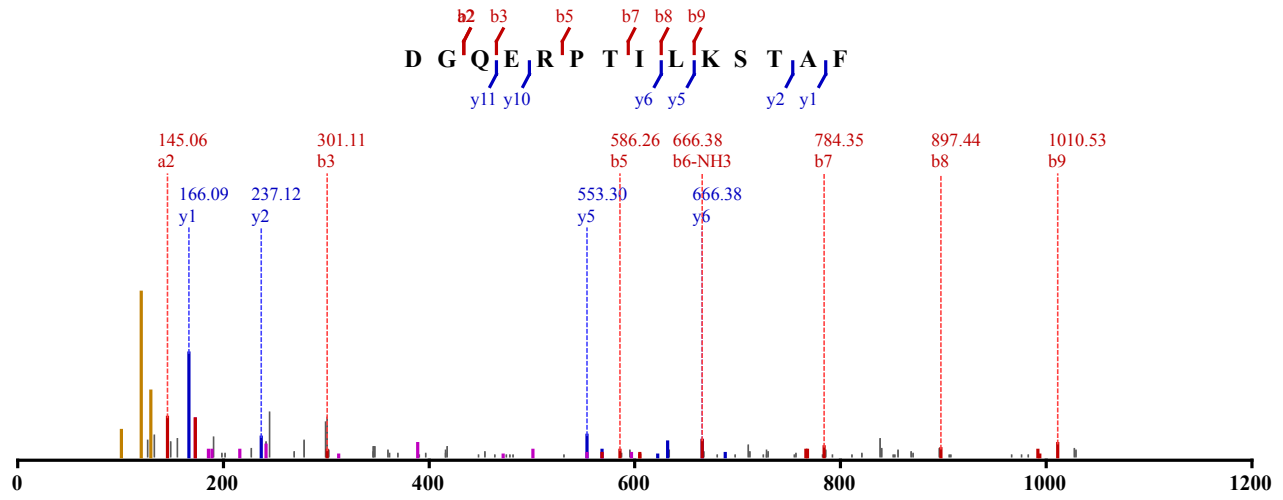


Not Modified

Identified in MSS479 with qvalue 0.00

Charge: 3, Exp. m/z: 521.611, Calc. m/z: 521.611

Data File: HeLa_AspN_pH11_HCD_2, Scans: 30772 - 30772

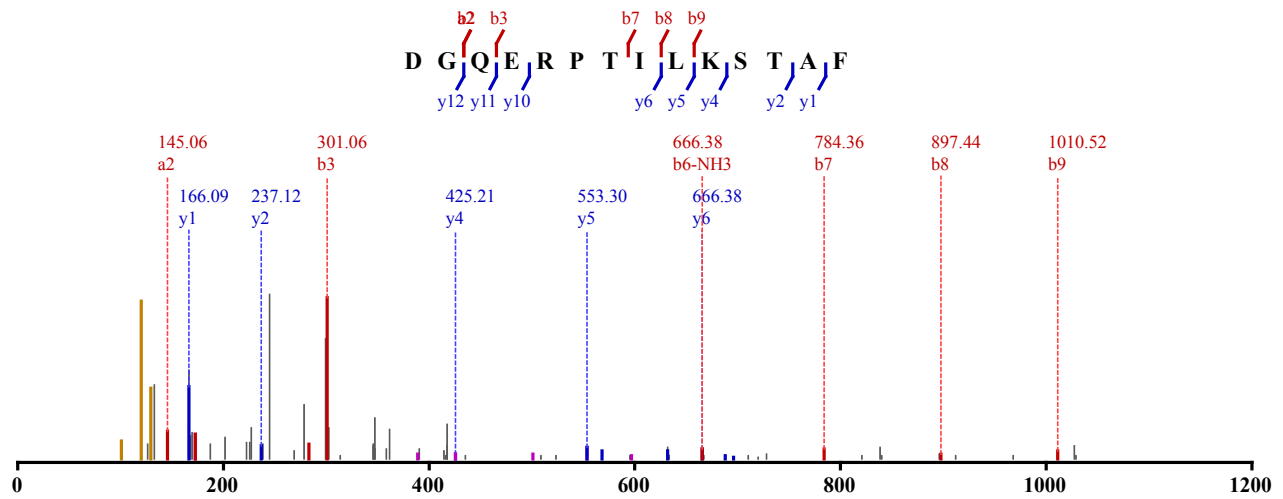


Not Modified

Identified in MSS479 with qvalue 0.00

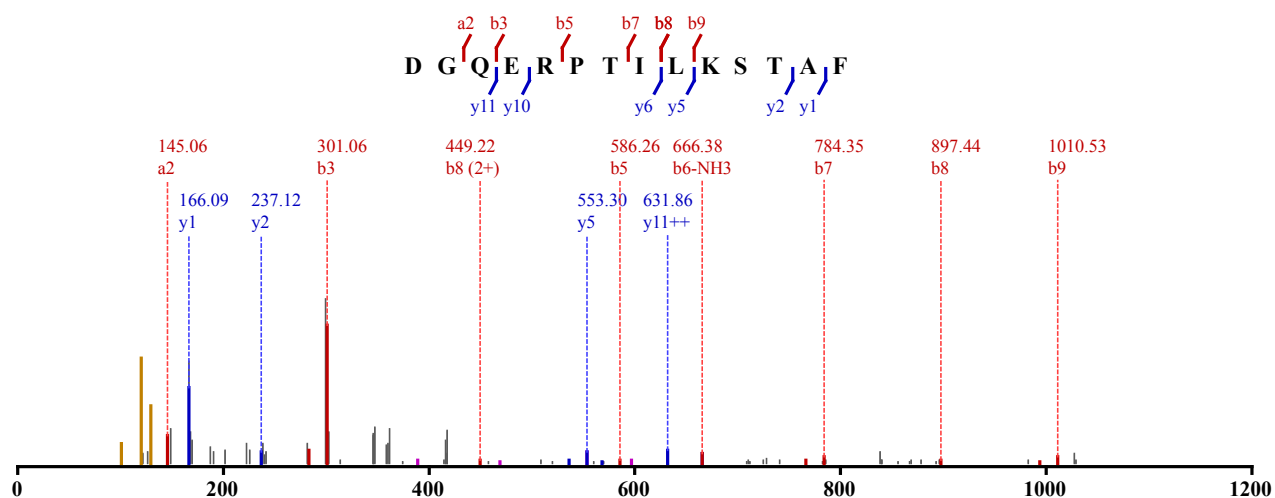
Charge: 3, Exp. m/z: 521.611, Calc. m/z: 521.611

Data File: HeLa_AspN_pH11_HCD_3, Scans: 30010 - 30010

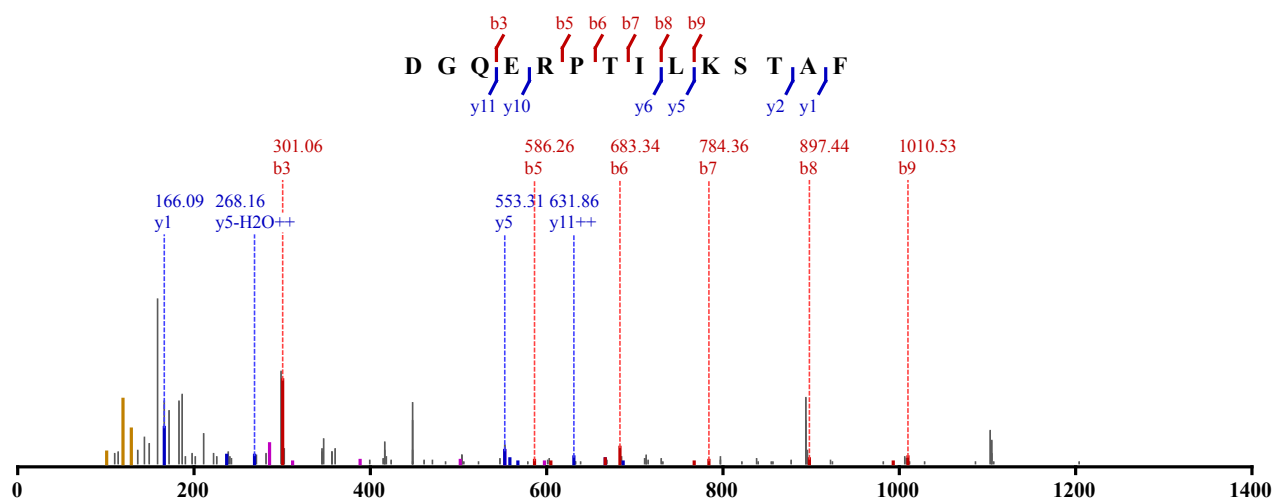


Not Modified

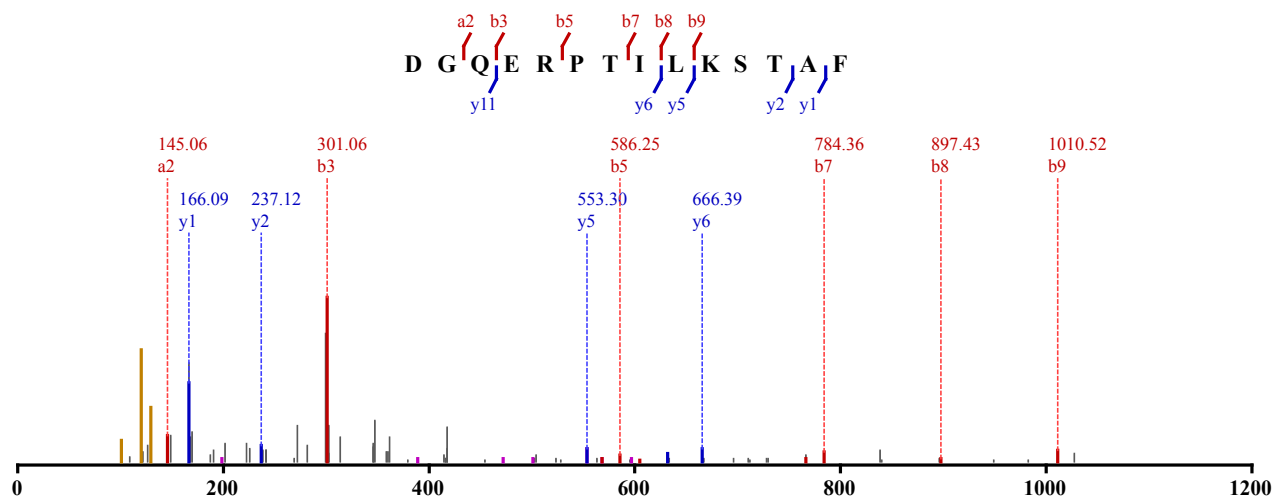
Identified in MSS479 with qvalue 0.00
 Charge: 3, Exp. m/z: 521.611, Calc. m/z: 521.611
 Data File: HeLa_AspN_pH11_HCD_2, Scans: 30683 - 30683



Not Modified
 Identified in MSS479 with qvalue 0.00
 Charge: 3, Exp. m/z: 521.611, Calc. m/z: 521.611
 Data File: HeLa_AspN_pH8_HCD_1, Scans: 29116 - 29116



Not Modified
 Identified in MSS479 with qvalue 0.00
 Charge: 3, Exp. m/z: 521.611, Calc. m/z: 521.611
 Data File: HeLa_AspN_pH8_HCD_2, Scans: 28192 - 28192

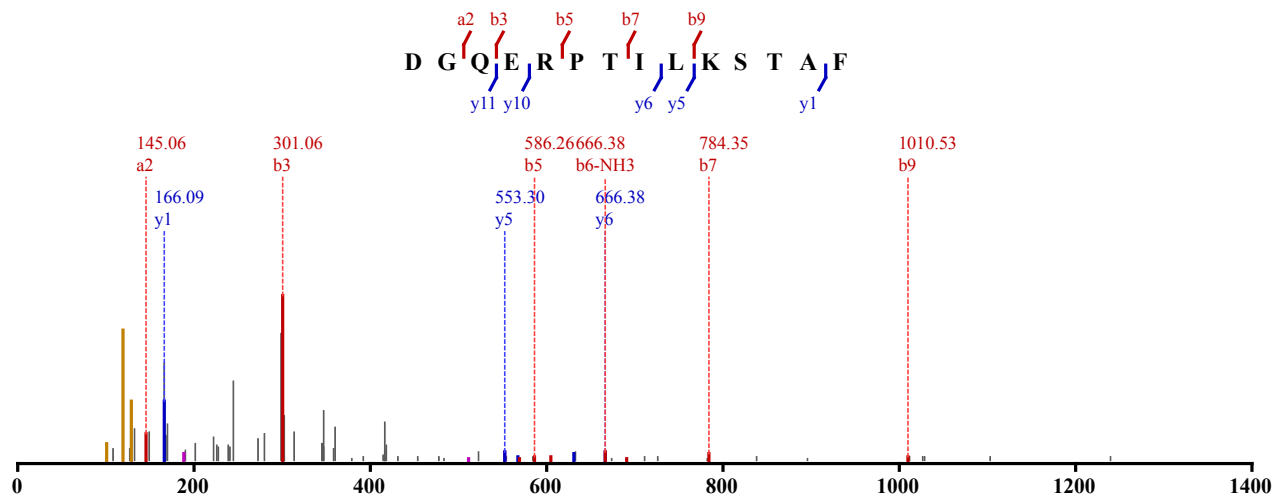


Not Modified

Identified in MSS479 with qvalue 0.00

Charge: 3, Exp. m/z: 521.611, Calc. m/z: 521.611

Data File: HeLa_AspN_pH8_HCD_3, Scans: 27486 - 27486

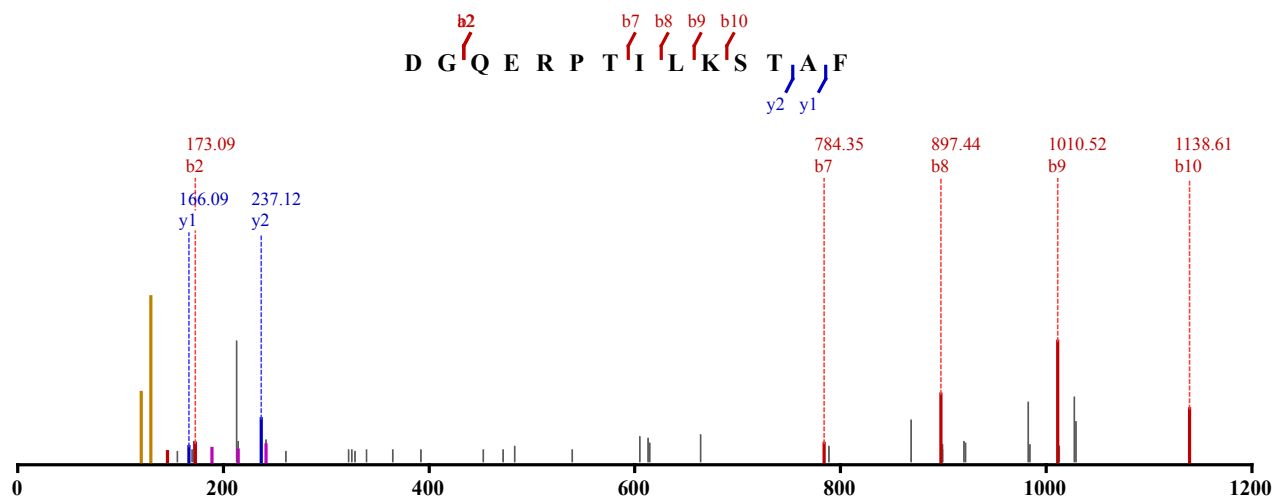


Not Modified

Identified in MSS479 with qvalue 0.01

Charge: 2, Exp. m/z: 781.914, Calc. m/z: 781.912

Data File: HeLa_AspN_pH11_HCD_2, Scans: 30703 - 30703

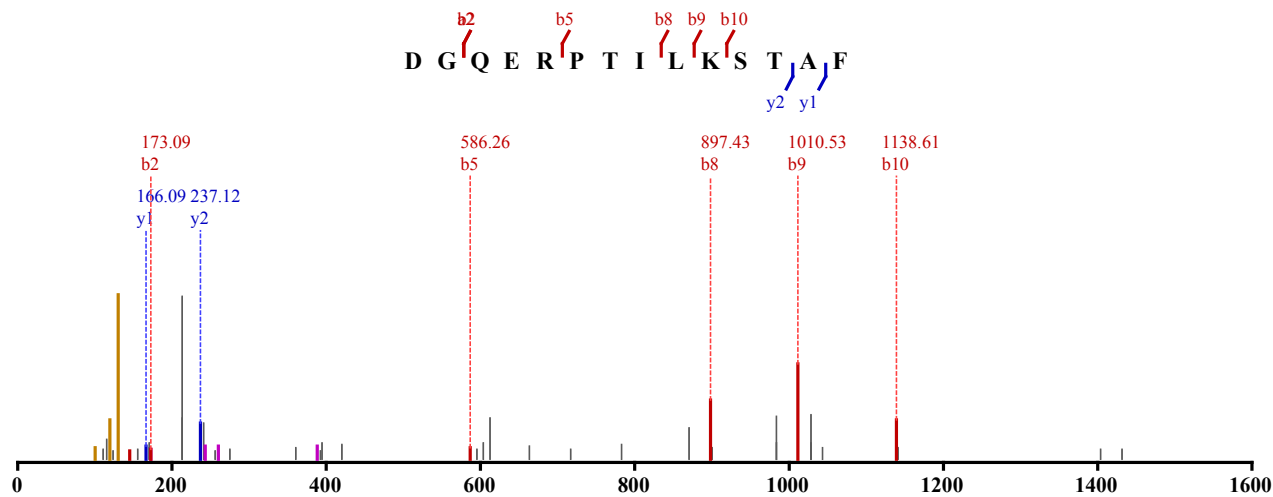


Not Modified

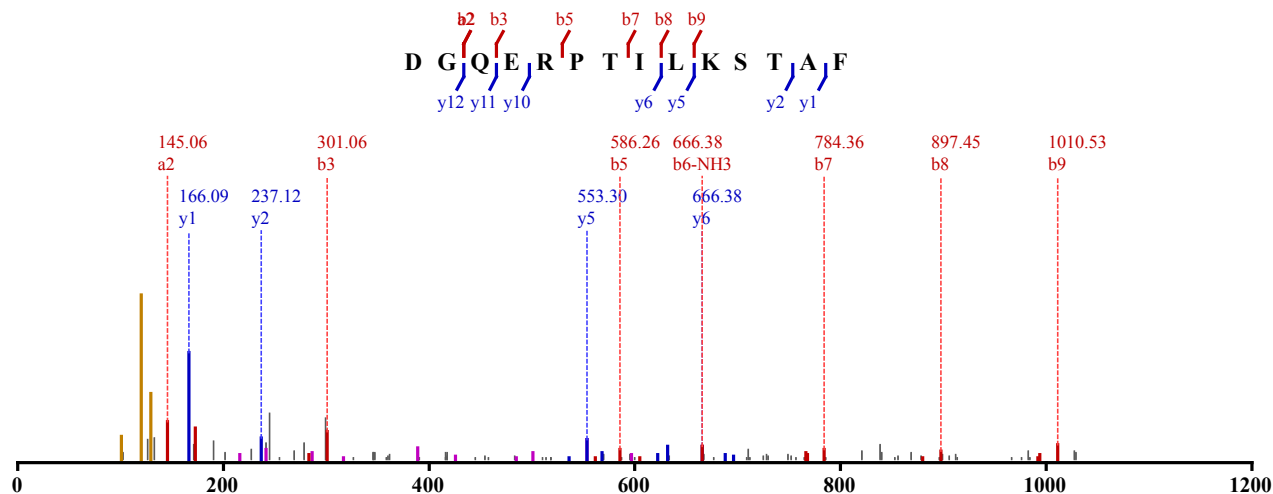
Identified in MSS479 with qvalue 0.00

Charge: 2, Exp. m/z: 781.912, Calc. m/z: 781.912

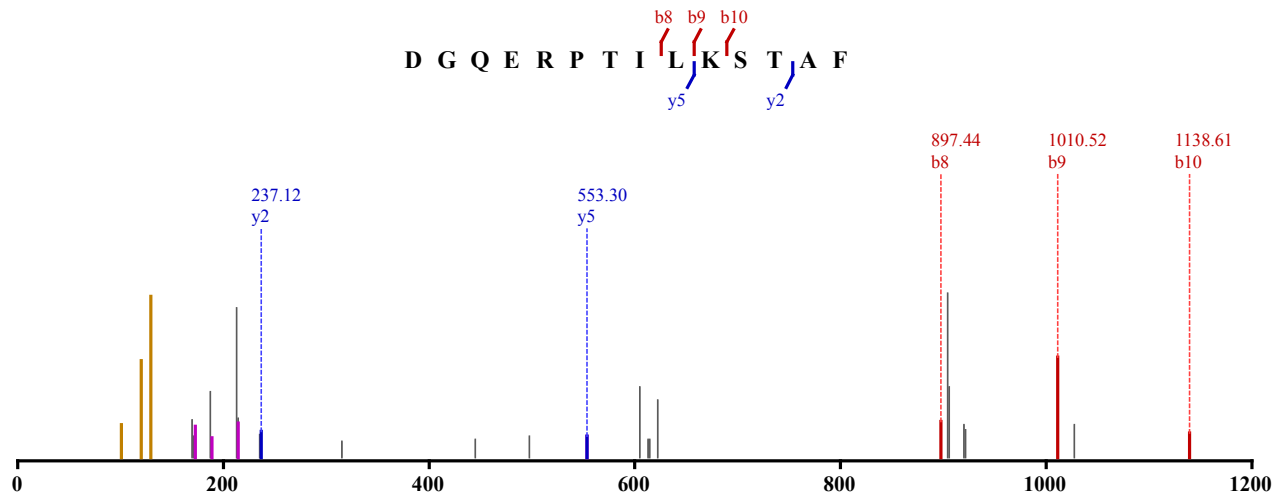
Data File: HeLa_AspN_pH11_HCD_3, Scans: 30040 - 30040



Not Modified
 Identified in MSS479 with qvalue 0.00
 Charge: 3, Exp. m/z: 521.611, Calc. m/z: 521.611
 Data File: HeLa_AspN_pH11_HCD_3, Scans: 30099 - 30099

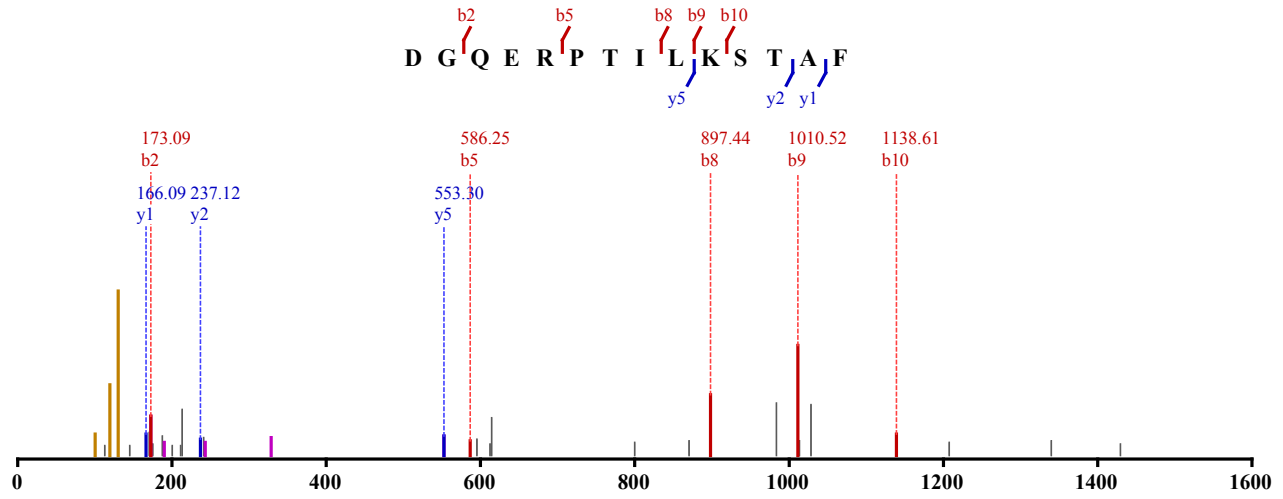


Not Modified
 Identified in MSS479 with qvalue 0.00
 Charge: 2, Exp. m/z: 781.911, Calc. m/z: 781.912
 Data File: HeLa_AspN_pH11_HCD_3, Scans: 30141 - 30141



Not Modified
 Identified in MSS479 with qvalue 0.00
 Charge: 2, Exp. m/z: 781.912, Calc. m/z: 781.912

Data File: HeLa_AspN_pH8_HCD_2, Scans: 28224 - 28224

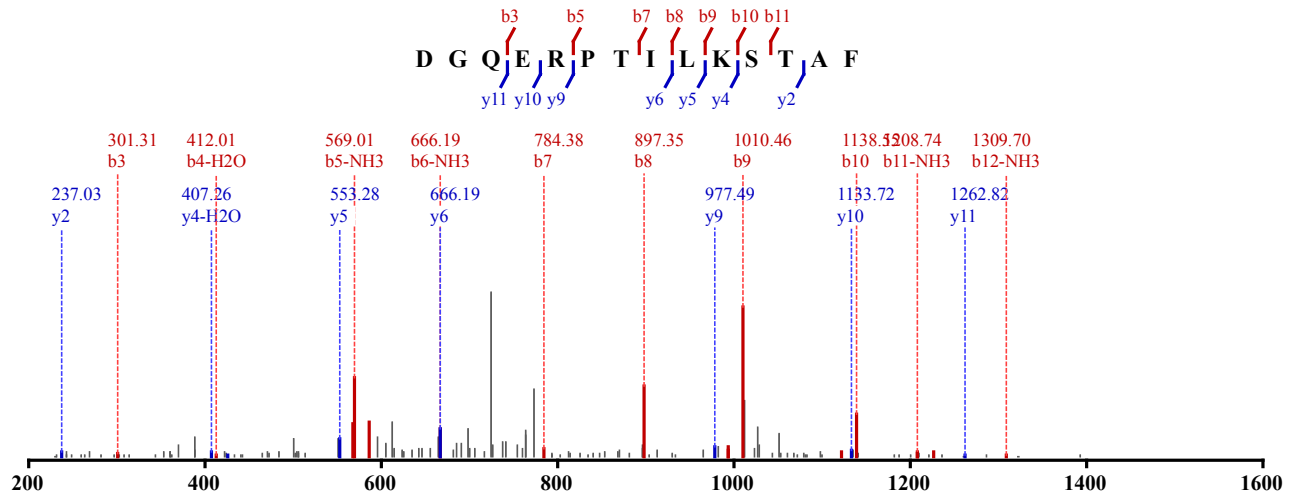


Not Modified

Identified in MSS483 with qvalue 0.00

Charge: 2, Exp. m/z: 781.913, Calc. m/z: 781.912

Data File: HeLa_AspN_pH11_CID_3xload_2, Scans: 25801 - 25801

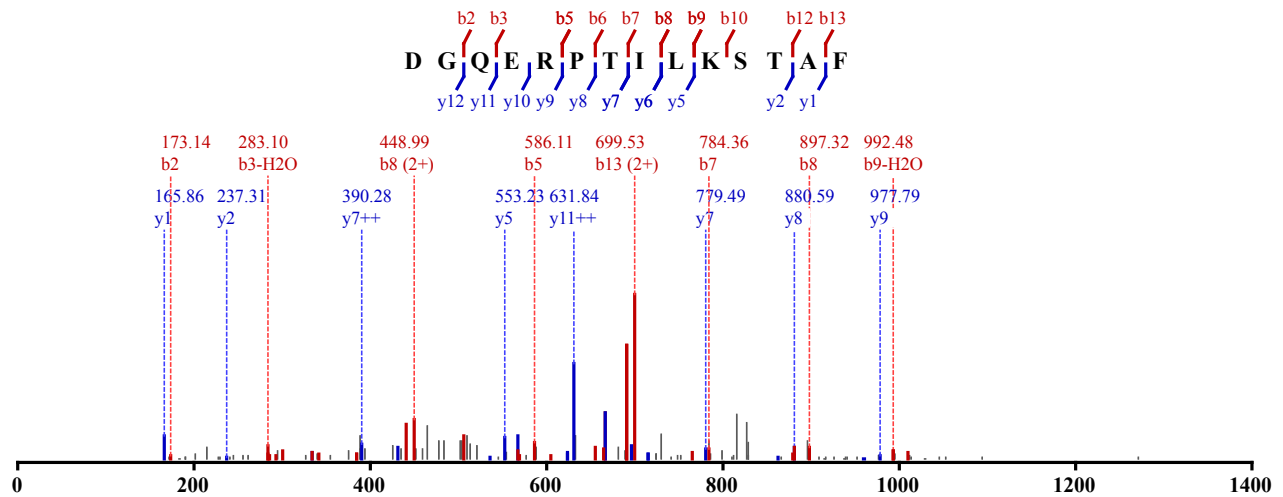


Not Modified

Identified in MSS483 with qvalue 0.00

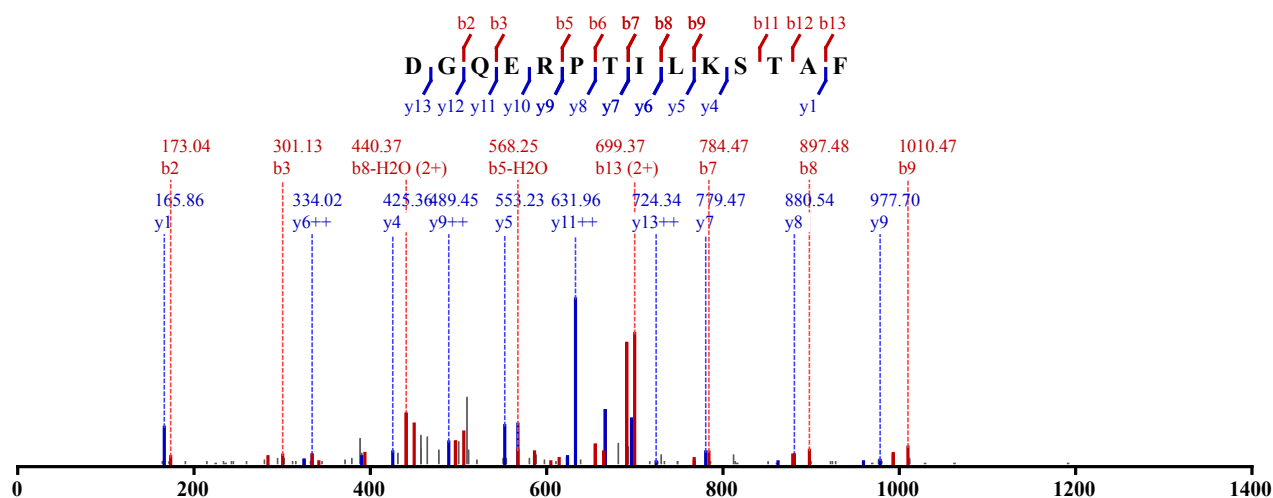
Charge: 3, Exp. m/z: 521.611, Calc. m/z: 521.611

Data File: HeLa_AspN_pH11_CID_3xload_2, Scans: 25773 - 25773

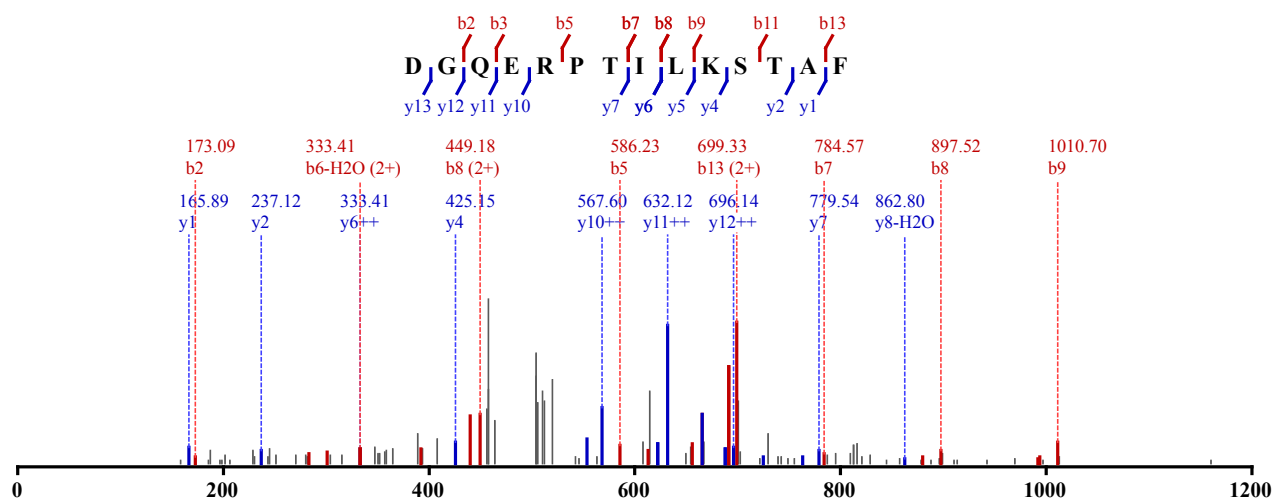


Not Modified

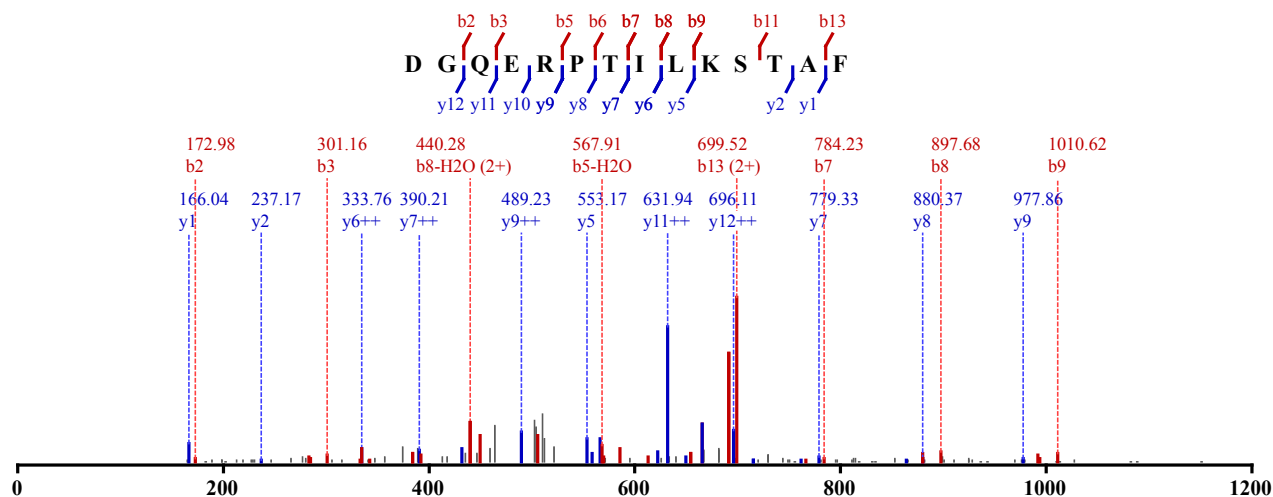
Identified in MSS483 with qvalue 0.00
 Charge: 3, Exp. m/z: 521.610, Calc. m/z: 521.611
 Data File: HeLa_AspN_pH11_CID_3xload_2, Scans: 25856 - 25856

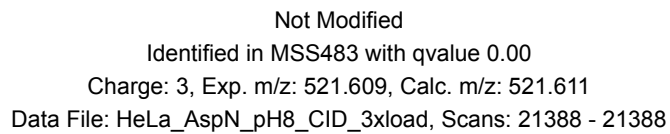
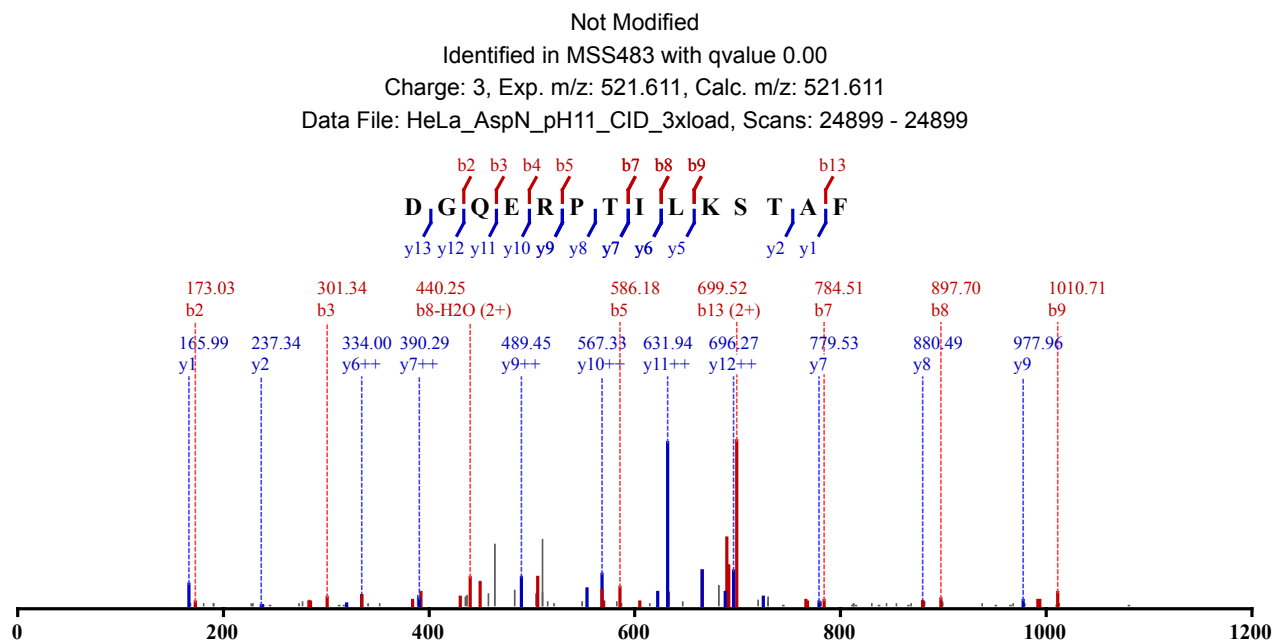
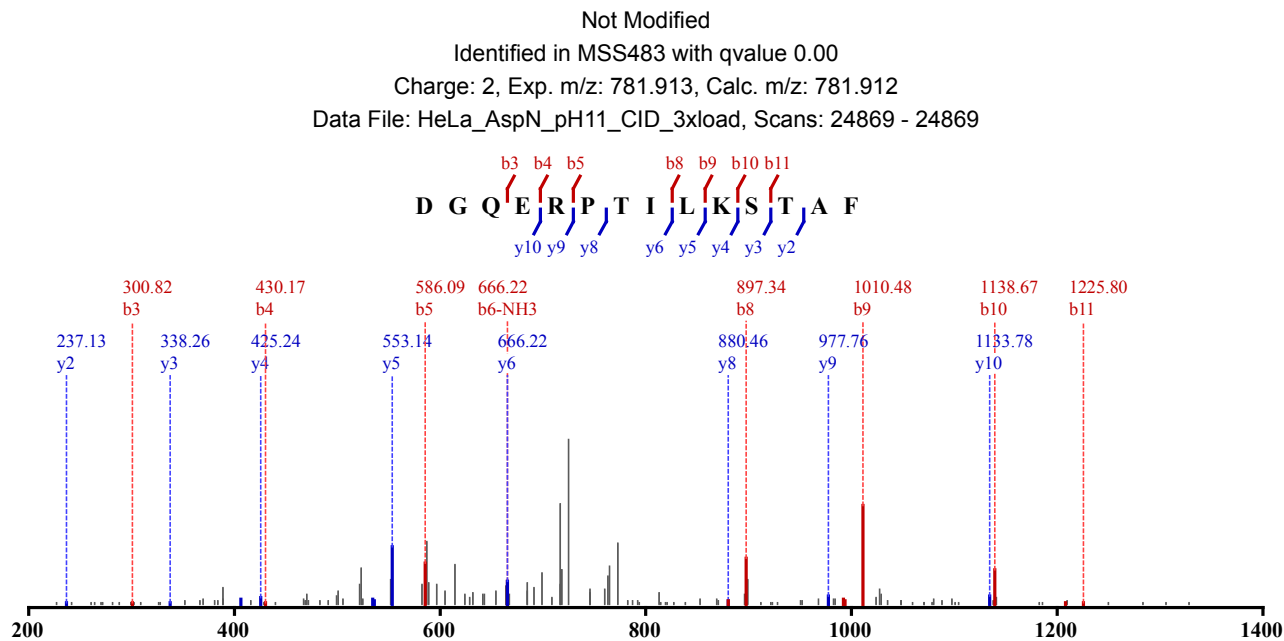


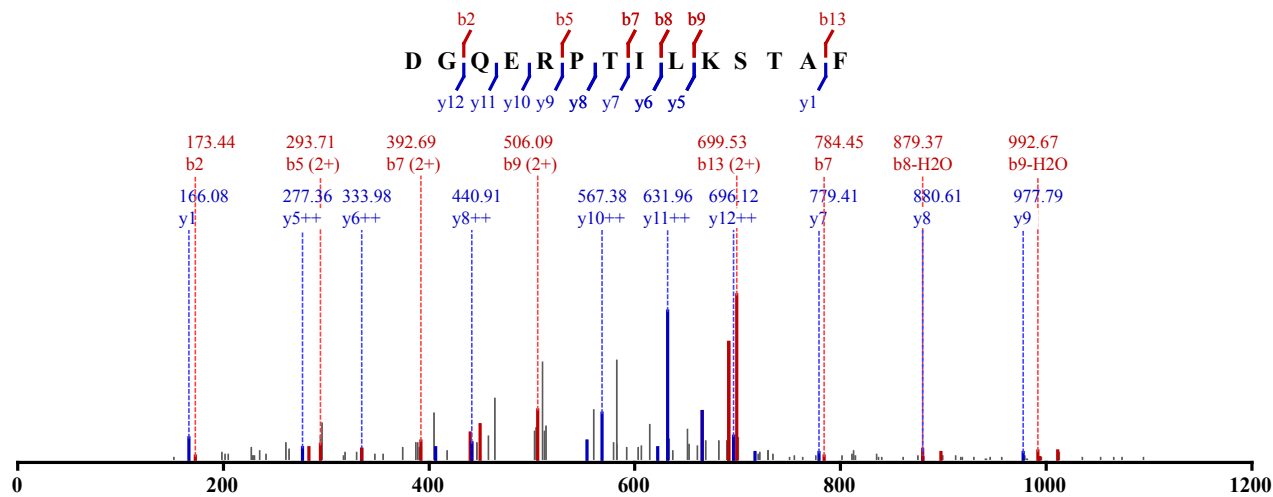
Not Modified
 Identified in MSS483 with qvalue 0.00
 Charge: 3, Exp. m/z: 521.611, Calc. m/z: 521.611
 Data File: HeLa_AspN_pH11_CID_3xload_2, Scans: 25950 - 25950



Not Modified
 Identified in MSS483 with qvalue 0.00
 Charge: 3, Exp. m/z: 521.611, Calc. m/z: 521.611
 Data File: HeLa_AspN_pH11_CID_3xload, Scans: 24821 - 24821





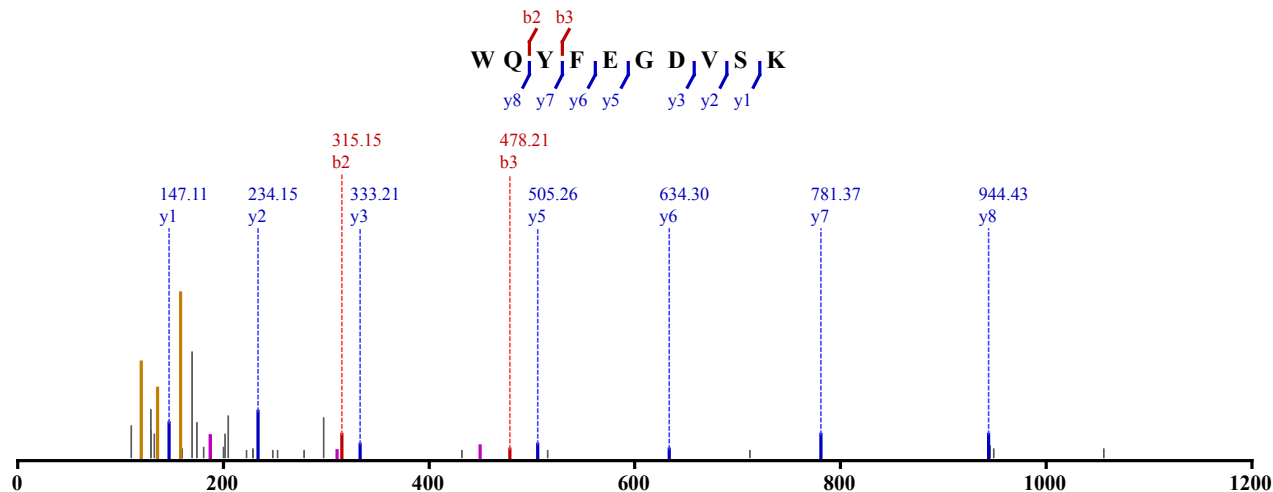


Not Modified

Identified in MSS484 with qvalue 0.00

Charge: 2, Exp. m/z: 629.790, Calc. m/z: 629.792

Data File: HeLa_Try_pH4_HCD_2, Scans: 31814 - 31814

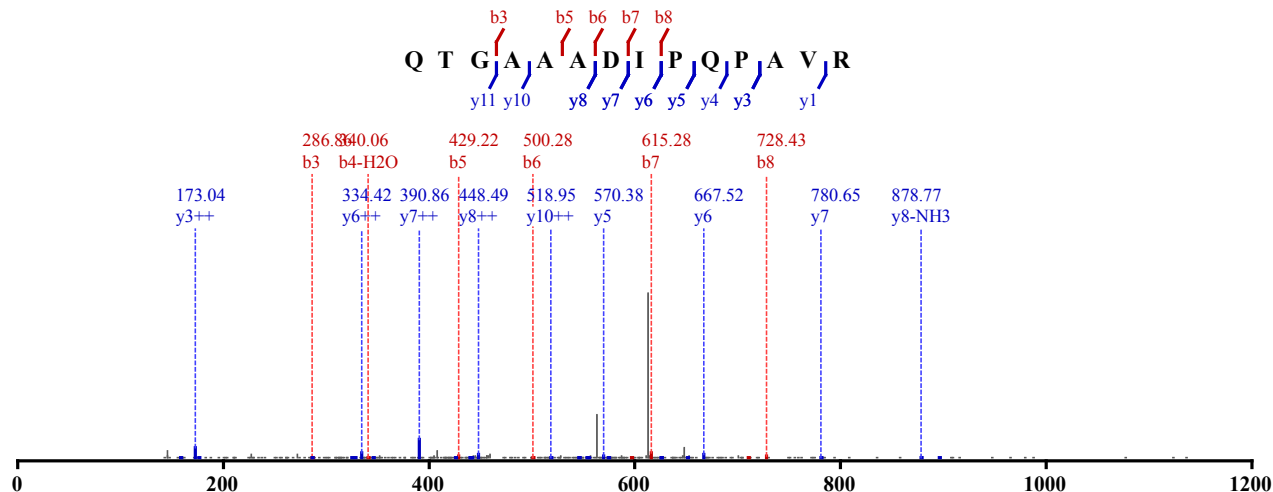


Not Modified

Identified in MSS110 with qvalue 0.01

Charge: 3, Exp. m/z: 465.587, Calc. m/z: 465.584

Data File: HeLa_LysC-try_CID_2, Scans: 26218 - 26218

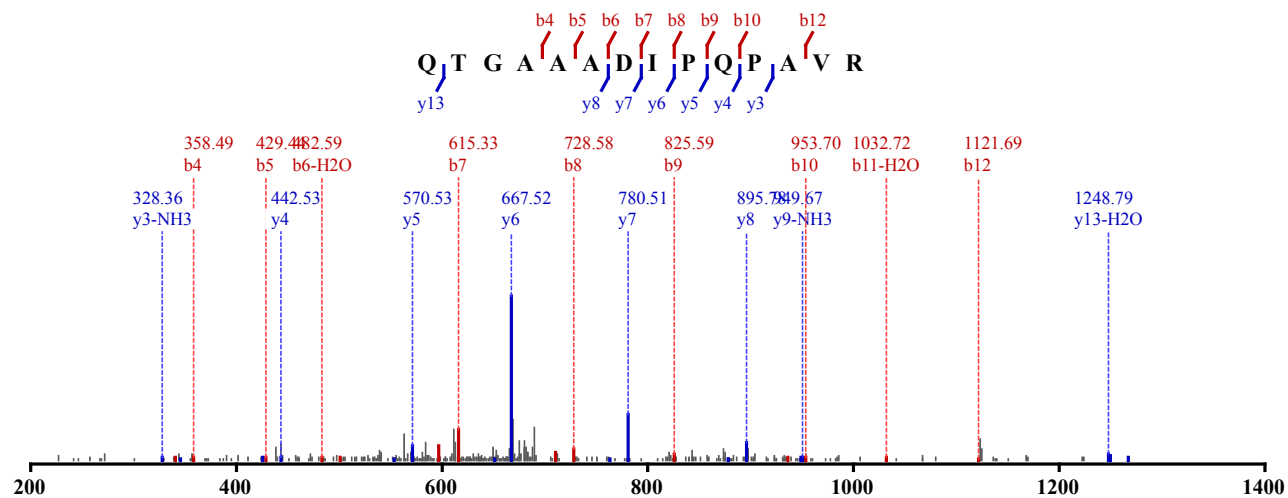


Not Modified

Identified in MSS110 with qvalue 0.01

Charge: 2, Exp. m/z: 697.878, Calc. m/z: 697.872

Data File: HeLa_LysC-try_CID_3, Scans: 28132 - 28132

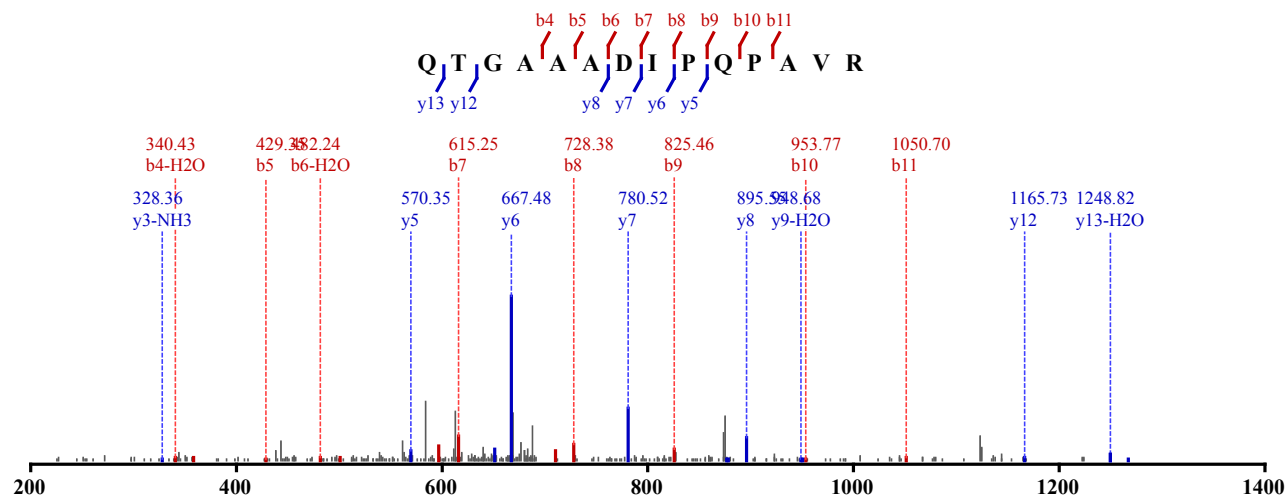


Not Modified

Identified in MSS110 with qvalue 0.00

Charge: 2, Exp. m/z: 697.877, Calc. m/z: 697.872

Data File: HeLa_LysC-try_CID_1, Scans: 26265 - 26265

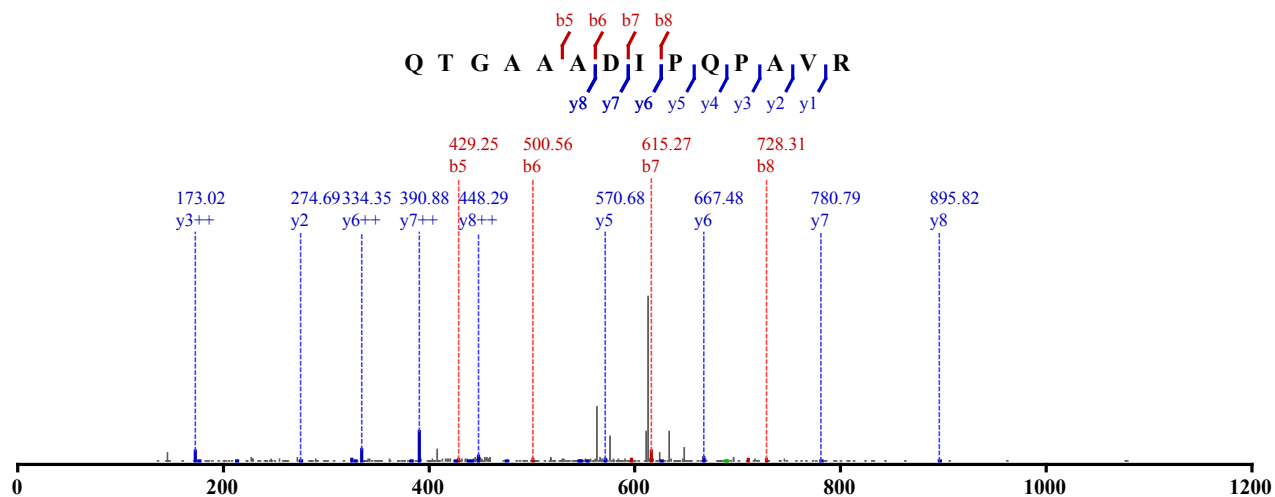


Not Modified

Identified in MSS110 with qvalue 0.00

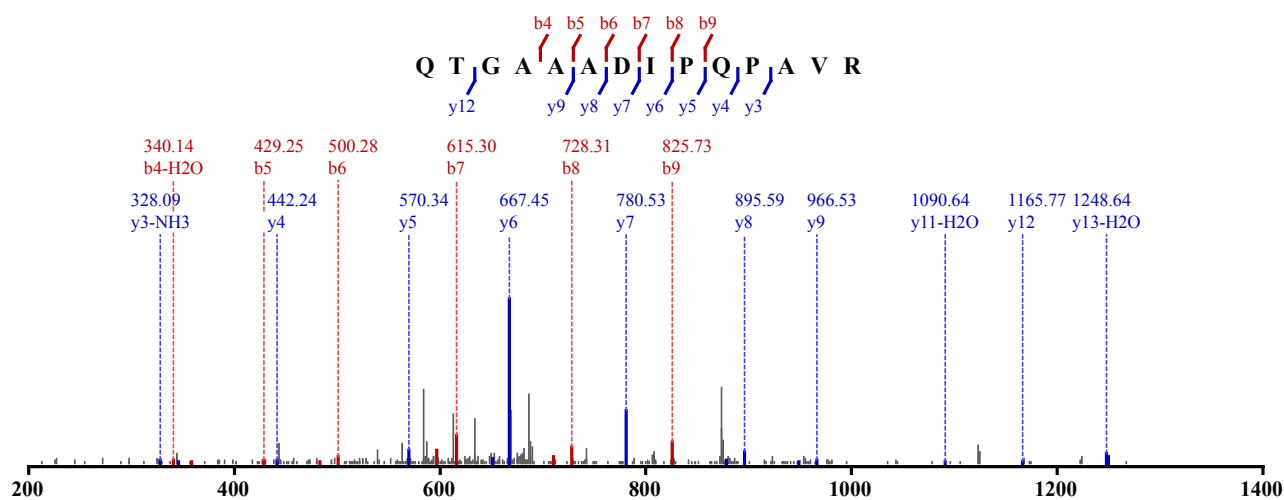
Charge: 3, Exp. m/z: 465.587, Calc. m/z: 465.584

Data File: HeLa_LysC-try_CID_1, Scans: 26369 - 26369

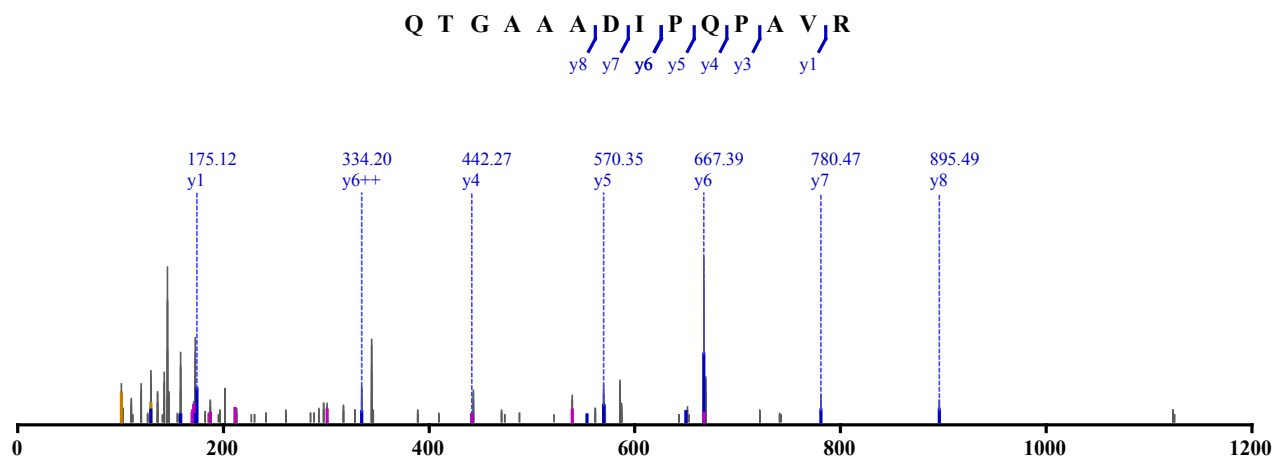


Not Modified

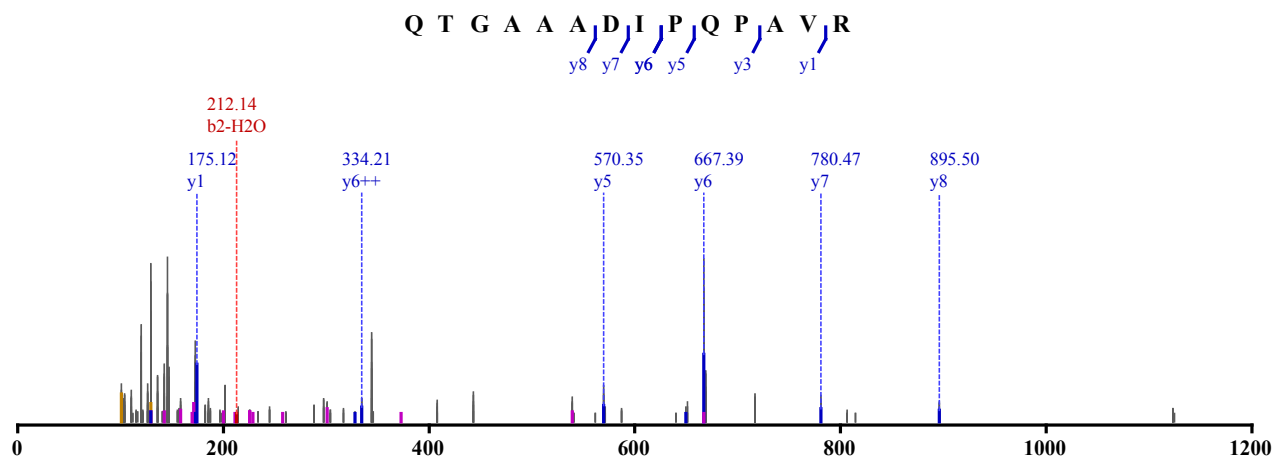
Identified in MSS110 with qvalue 0.00
 Charge: 2, Exp. m/z: 697.878, Calc. m/z: 697.872
 Data File: HeLa_LysC-try_CID_2, Scans: 26070 - 26070



Not Modified
 Identified in MSS122 with qvalue 0.01
 Charge: 3, Exp. m/z: 465.590, Calc. m/z: 465.584
 Data File: HeLa_try_HCD_1, Scans: 25318 - 25318



Not Modified
 Identified in MSS122 with qvalue 0.01
 Charge: 3, Exp. m/z: 465.589, Calc. m/z: 465.584
 Data File: HeLa_try_HCD_1, Scans: 25874 - 25874



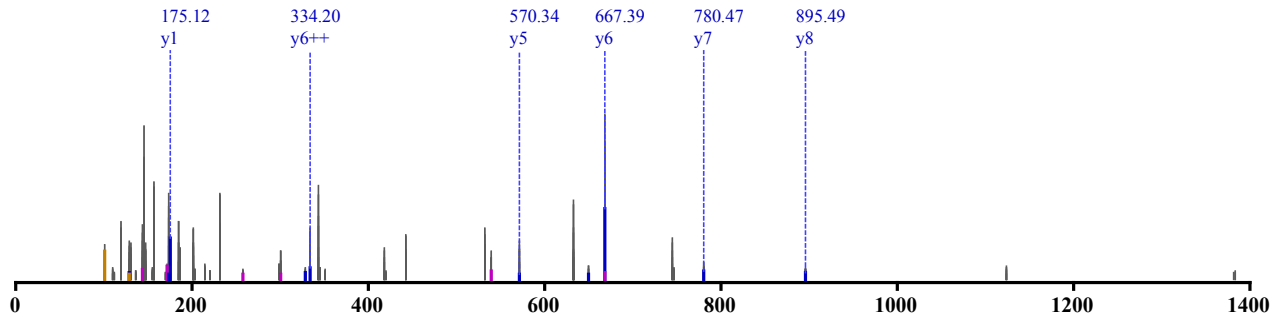
Not Modified

Identified in MSS122 with qvalue 0.00

Charge: 3, Exp. m/z: 465.585, Calc. m/z: 465.584

Data File: HeLa_try_HCD_1, Scans: 25479 - 25479

Q T G A A A D I P Q P A V R
 y8 y7 y6 y5 y3 y1



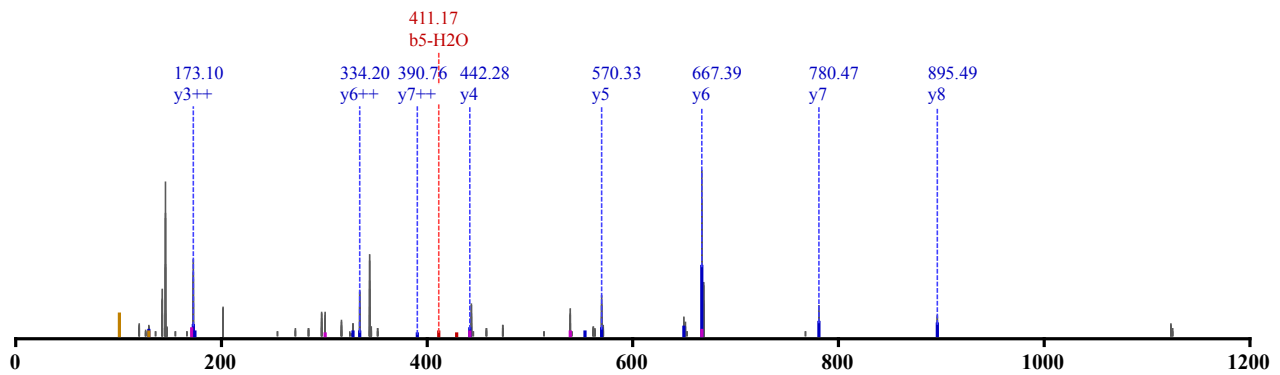
Not Modified

Identified in MSS130 with qvalue 0.00

Charge: 3, Exp. m/z: 465.587, Calc. m/z: 465.584

Data File: HeLa_LysC-try_HCD_1, Scans: 21754 - 21754

Q T G A A A D I P Q P A V R
 y8 y7 y6 y5 y4 y3 y1
 b5

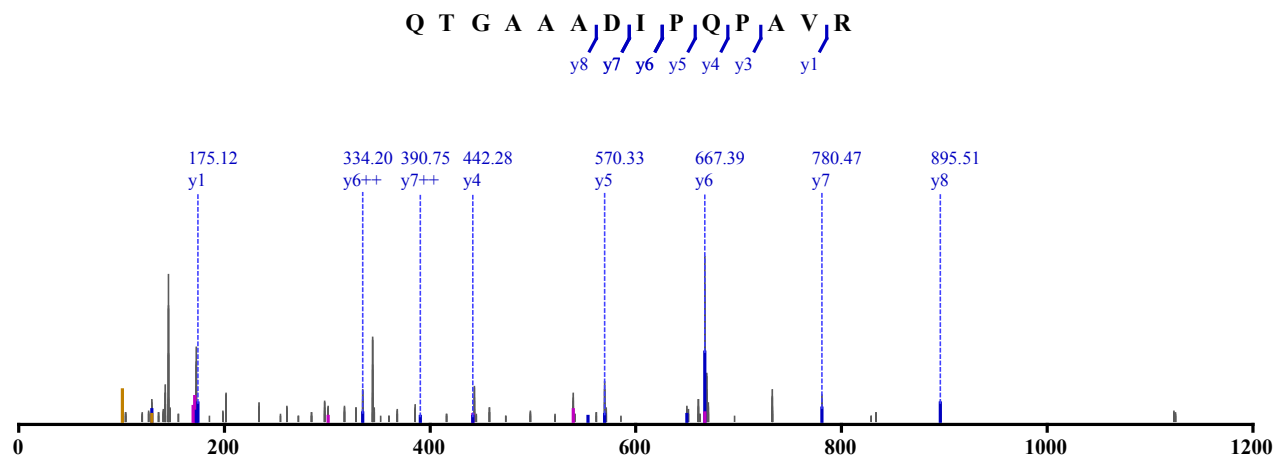


Not Modified

Identified in MSS130 with qvalue 0.00

Charge: 3, Exp. m/z: 465.587, Calc. m/z: 465.584

Data File: HeLa_LysC-try_HCD_1, Scans: 21151 - 21151

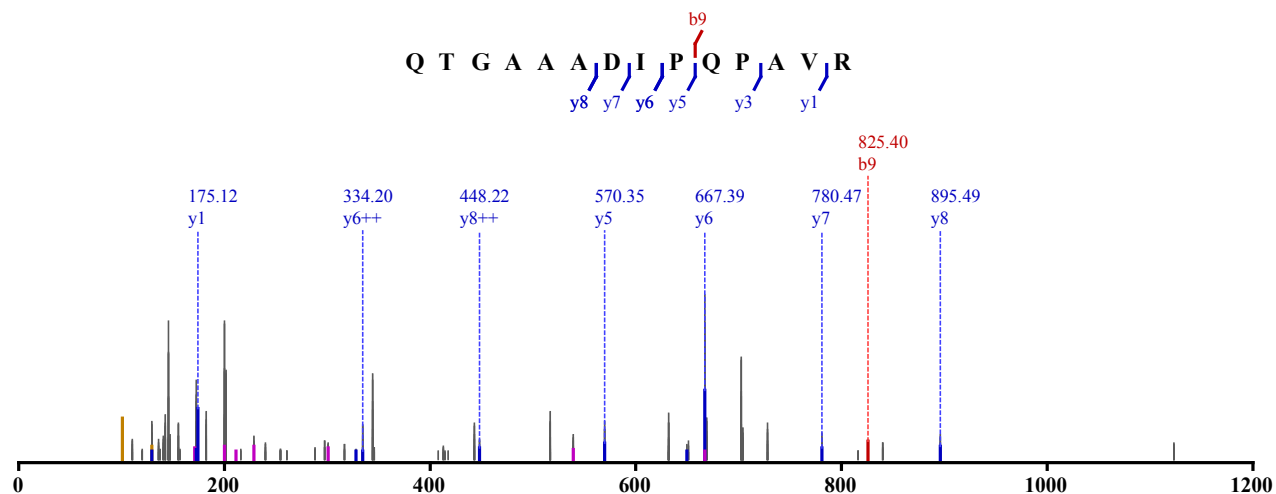


Not Modified

Identified in MSS130 with qvalue 0.00

Charge: 3, Exp. m/z: 465.586, Calc. m/z: 465.584

Data File: HeLa_LysC-try_HCD_1, Scans: 21949 - 21949

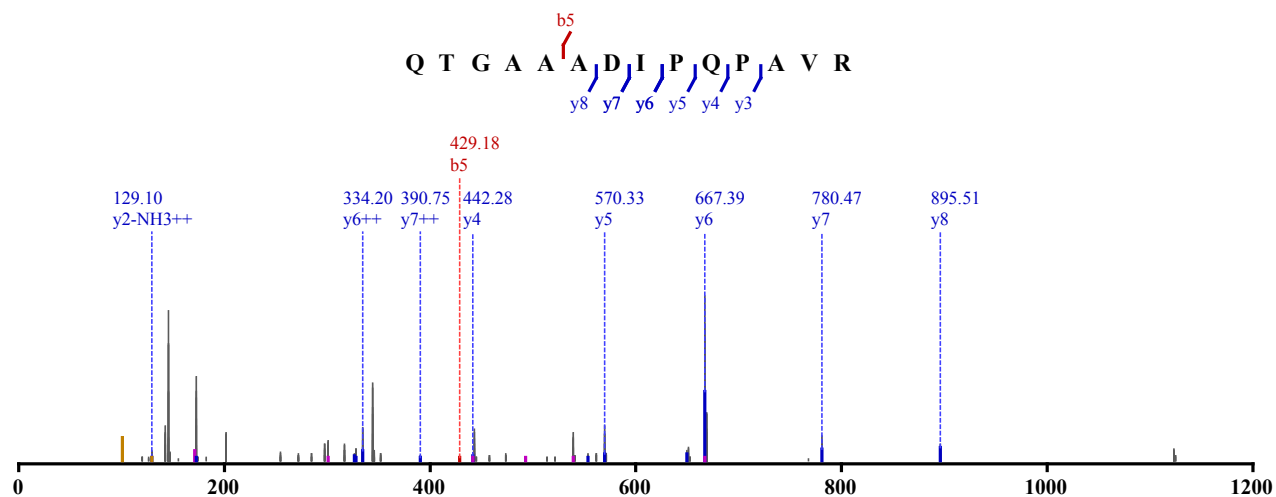


Not Modified

Identified in MSS130 with qvalue 0.00

Charge: 3, Exp. m/z: 465.586, Calc. m/z: 465.584

Data File: HeLa_LysC-try_HCD_1, Scans: 21450 - 21450

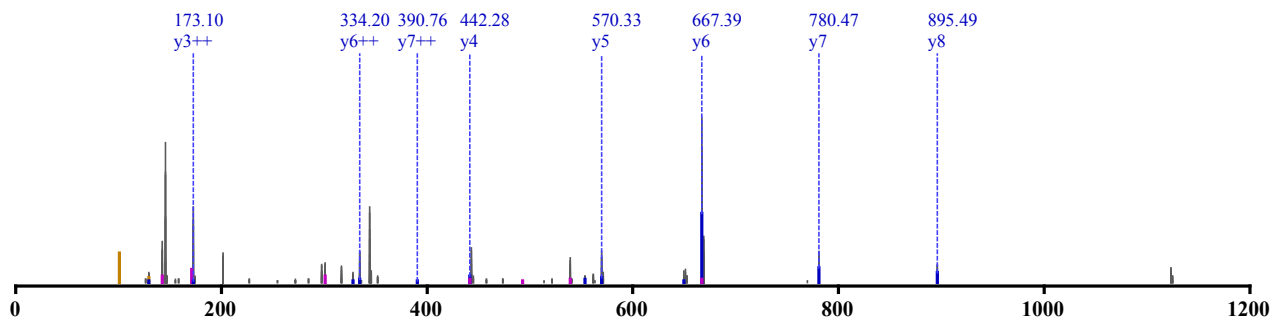
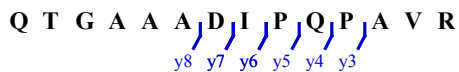


Not Modified

Identified in MSS130 with qvalue 0.00

Charge: 3, Exp. m/z: 465.587, Calc. m/z: 465.584

Data File: HeLa_LysC-try_HCD_1, Scans: 21593 - 21593

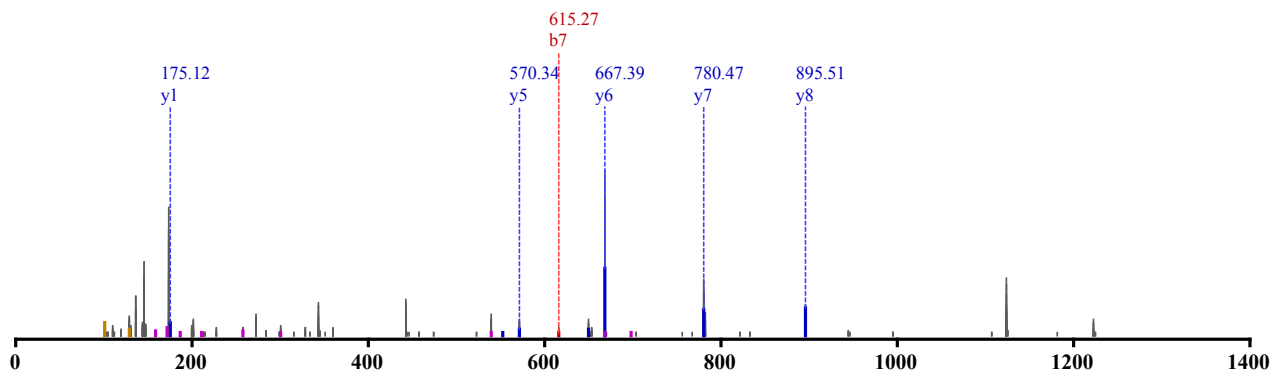
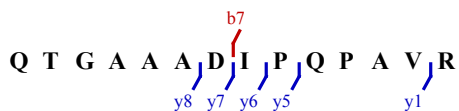


Not Modified

Identified in MSS130 with qvalue 0.00

Charge: 2, Exp. m/z: 697.875, Calc. m/z: 697.872

Data File: HeLa_LysC-try_HCD_1, Scans: 21224 - 21224

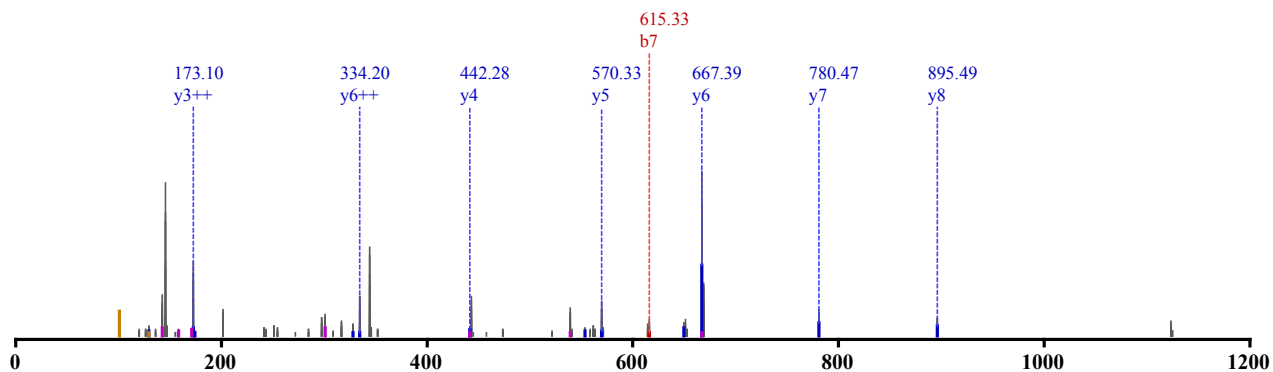
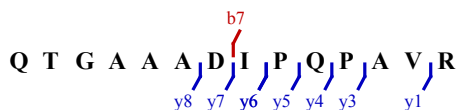


Not Modified

Identified in MSS130 with qvalue 0.00

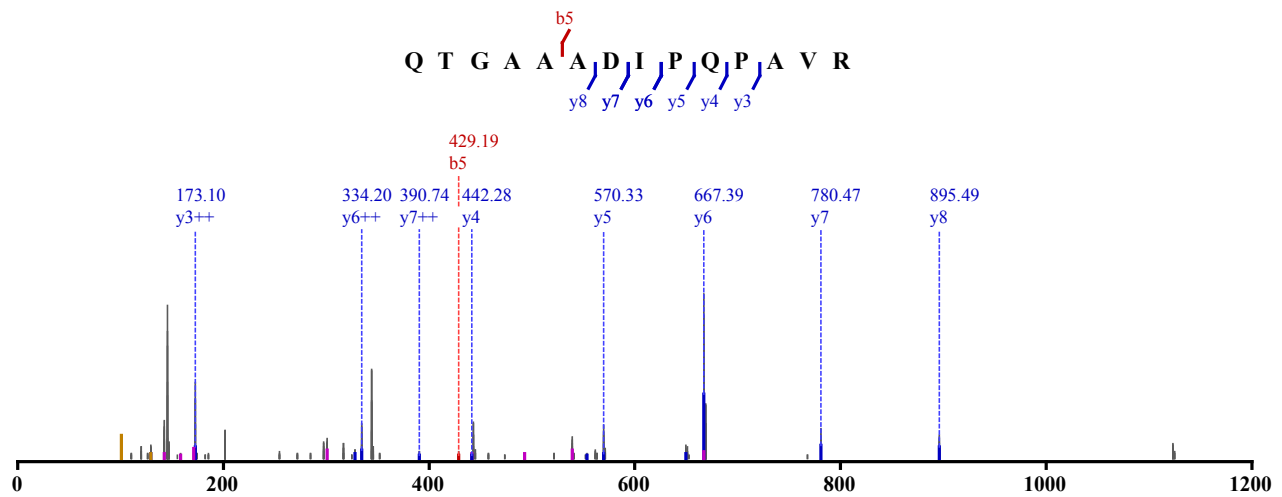
Charge: 3, Exp. m/z: 465.587, Calc. m/z: 465.584

Data File: HeLa_LysC-try_HCD_1, Scans: 21303 - 21303

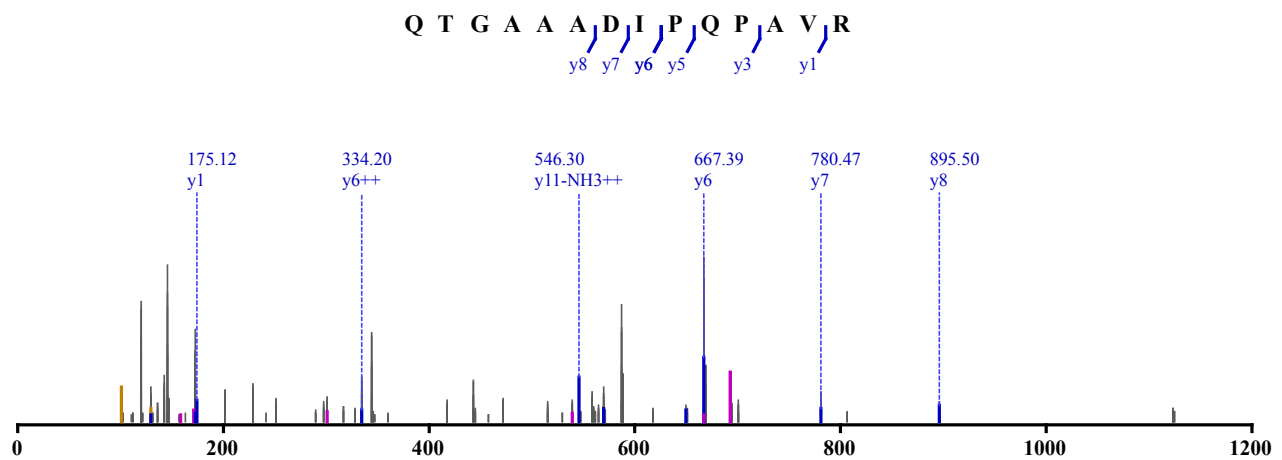


Not Modified

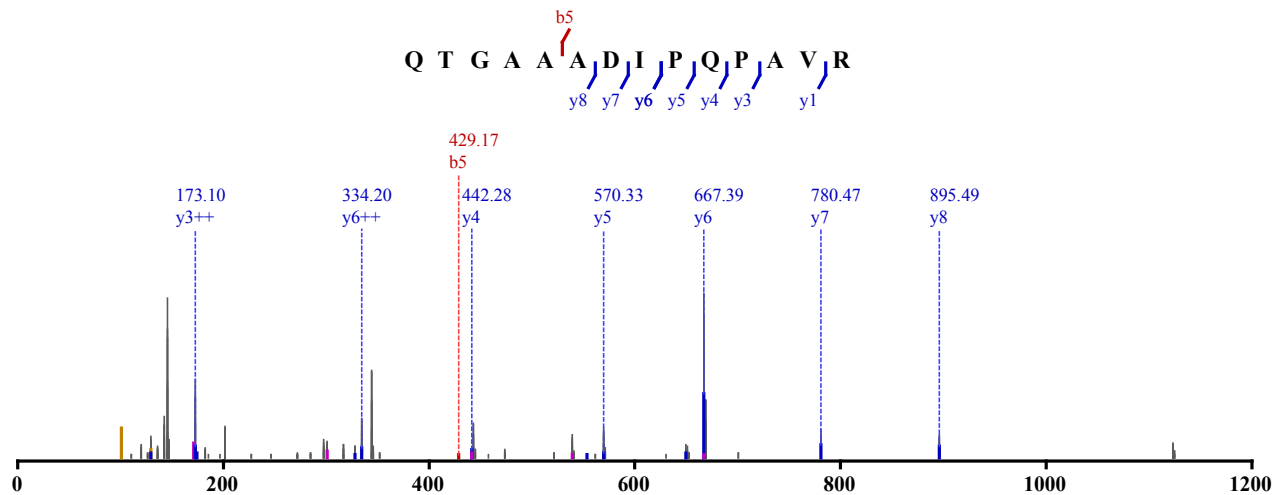
Identified in MSS130 with qvalue 0.00
 Charge: 3, Exp. m/z: 465.587, Calc. m/z: 465.584
 Data File: HeLa_LysC-try_HCD_2, Scans: 28540 - 28540



Not Modified
 Identified in MSS130 with qvalue 0.01
 Charge: 3, Exp. m/z: 465.587, Calc. m/z: 465.584
 Data File: HeLa_LysC-try_HCD_2, Scans: 29010 - 29010



Not Modified
 Identified in MSS130 with qvalue 0.00
 Charge: 3, Exp. m/z: 465.586, Calc. m/z: 465.584
 Data File: HeLa_LysC-try_HCD_2, Scans: 28382 - 28382



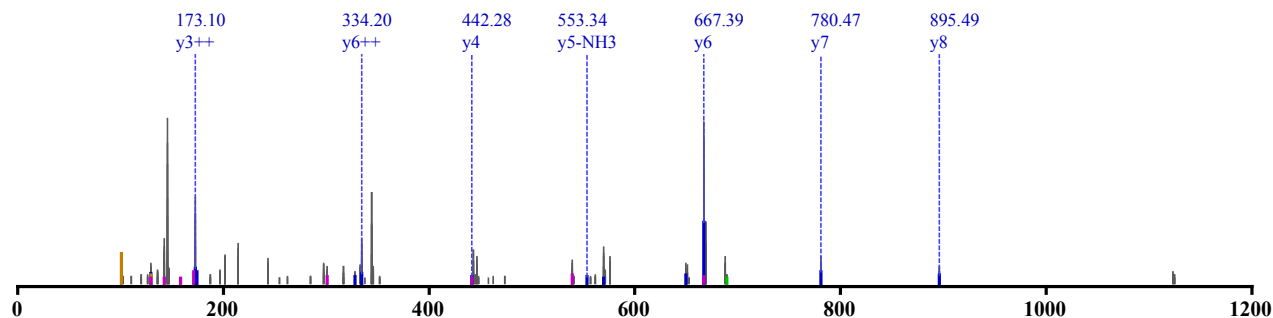
Not Modified

Identified in MSS130 with qvalue 0.00

Charge: 3, Exp. m/z: 465.587, Calc. m/z: 465.584

Data File: HeLa_LysC-try_HCD_2, Scans: 27768 - 27768

Q T G A A A D I P Q P A V R
 y8 y7 y6 y5 y4 y3 y1



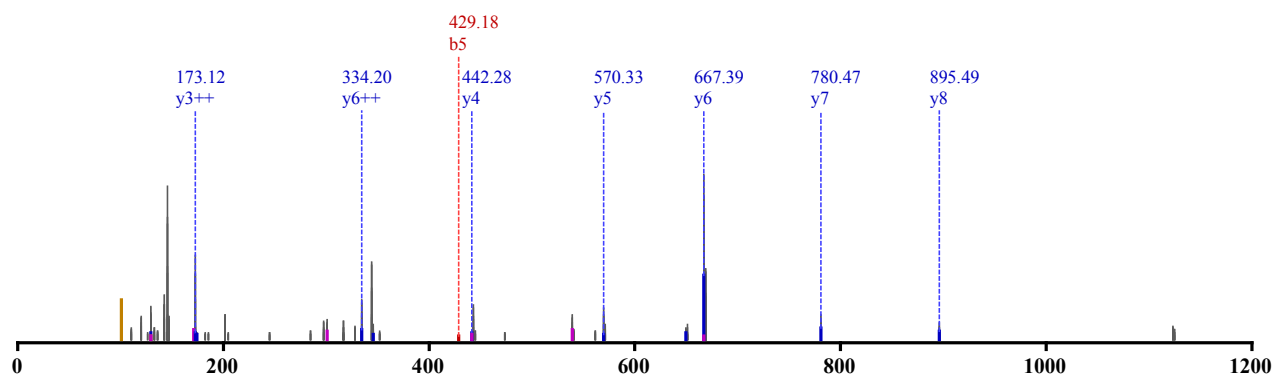
Not Modified

Identified in MSS130 with qvalue 0.00

Charge: 3, Exp. m/z: 465.588, Calc. m/z: 465.584

Data File: HeLa_LysC-try_HCD_2, Scans: 29300 - 29300

Q T G A A A D I P Q P A V R
 y8 y7 y6 y5 y4 y3 y1
 b5

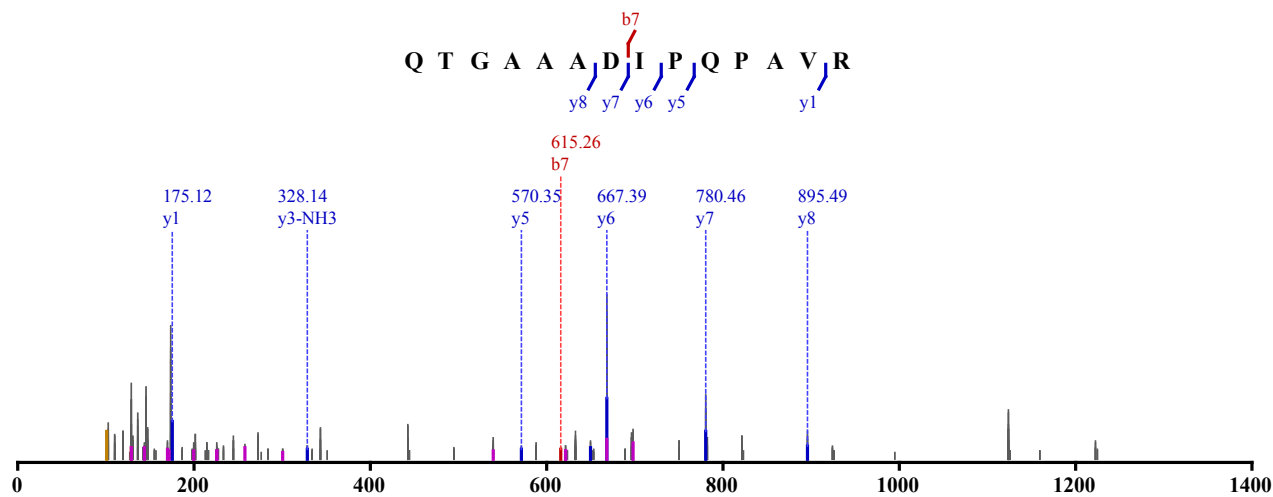


Not Modified

Identified in MSS130 with qvalue 0.01

Charge: 2, Exp. m/z: 697.876, Calc. m/z: 697.872

Data File: HeLa_LysC-try_HCD_2, Scans: 28964 - 28964

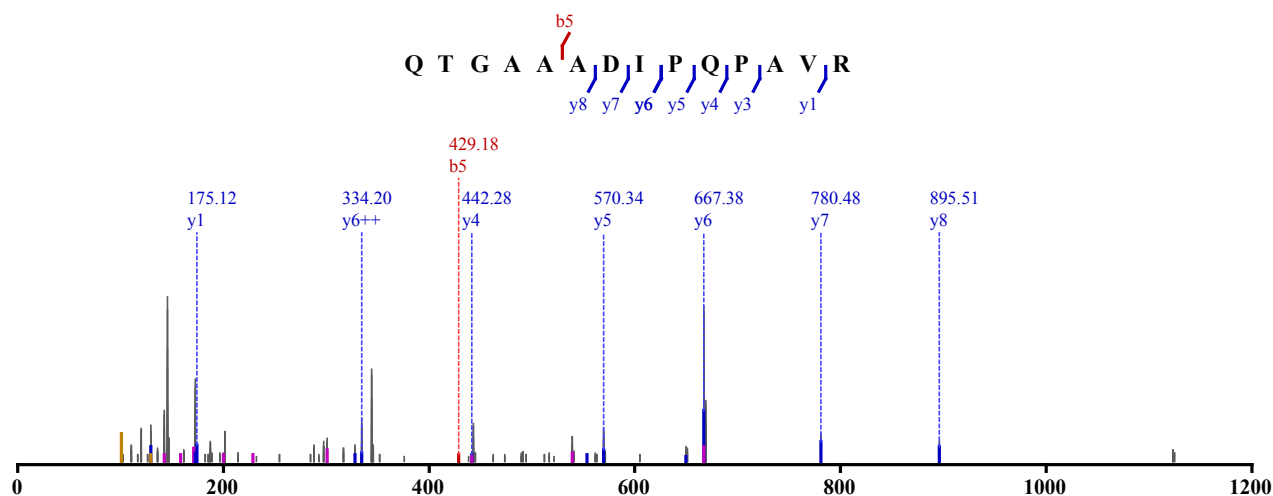


Not Modified

Identified in MSS130 with qvalue 0.00

Charge: 3, Exp. m/z: 465.587, Calc. m/z: 465.584

Data File: HeLa_LysC-try_HCD_3, Scans: 27162 - 27162

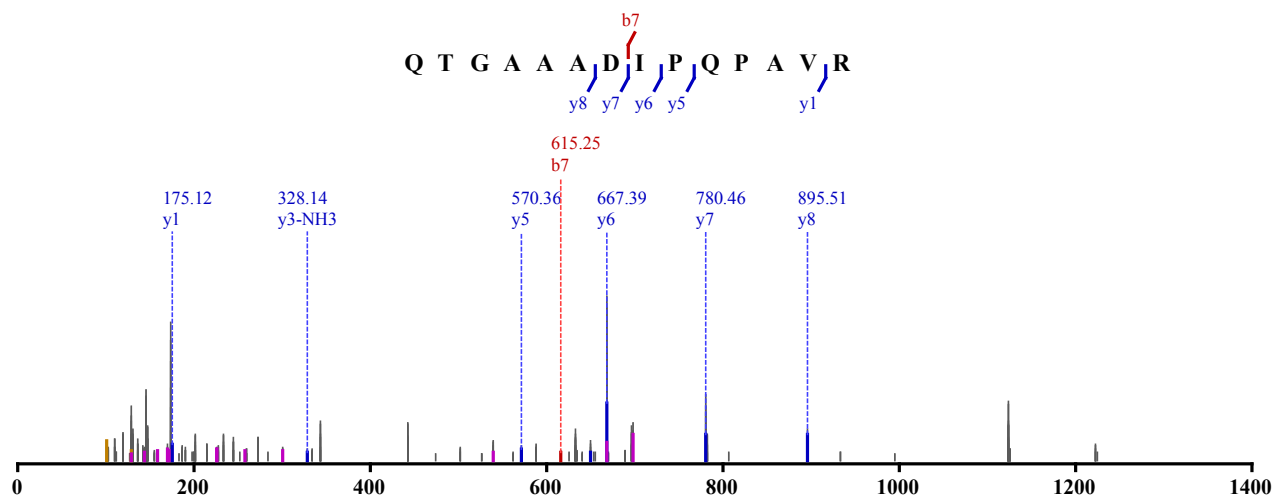


Not Modified

Identified in MSS130 with qvalue 0.01

Charge: 2, Exp. m/z: 697.876, Calc. m/z: 697.872

Data File: HeLa_LysC-try_HCD_3, Scans: 28458 - 28458

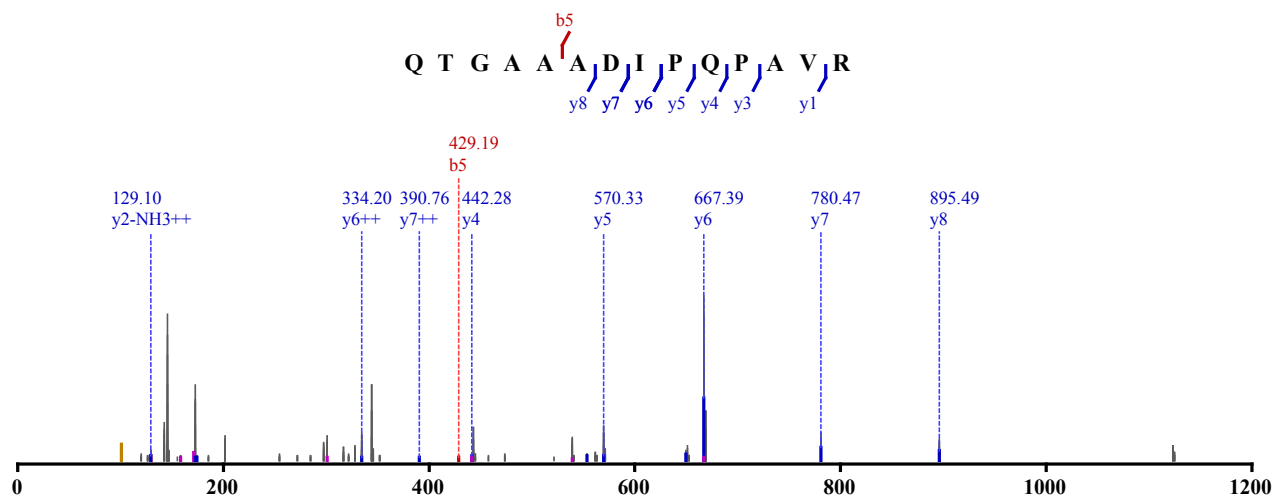


Not Modified

Identified in MSS130 with qvalue 0.00

Charge: 3, Exp. m/z: 465.588, Calc. m/z: 465.584

Data File: HeLa_LysC-try_HCD_2, Scans: 27919 - 27919

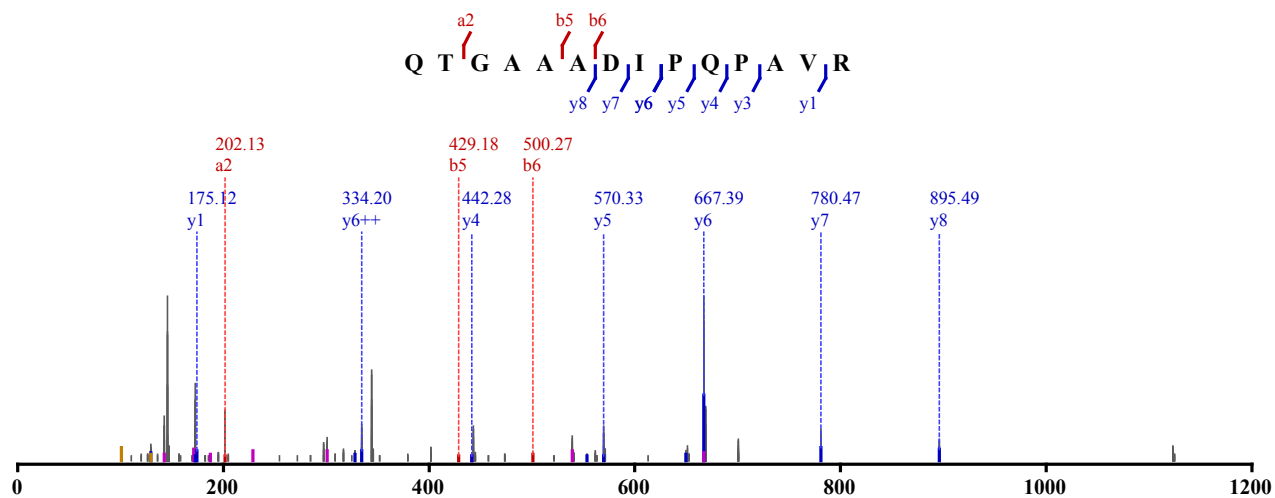


Not Modified

Identified in MSS130 with qvalue 0.00

Charge: 3, Exp. m/z: 465.586, Calc. m/z: 465.584

Data File: HeLa_LysC-try_HCD_2, Scans: 28232 - 28232

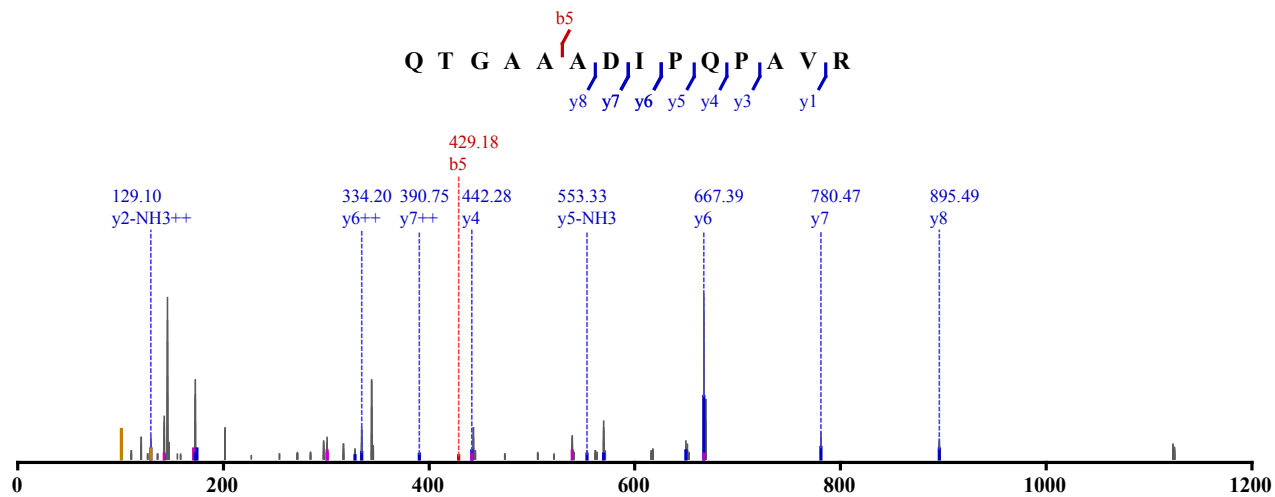


Not Modified

Identified in MSS130 with qvalue 0.00

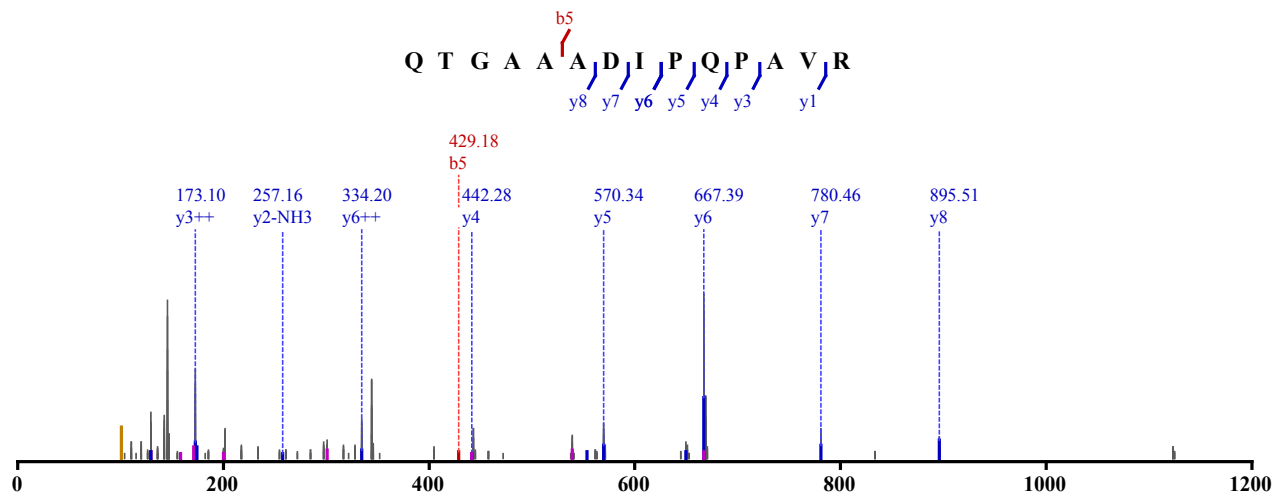
Charge: 3, Exp. m/z: 465.586, Calc. m/z: 465.584

Data File: HeLa_LysC-try_HCD_3, Scans: 27933 - 27933

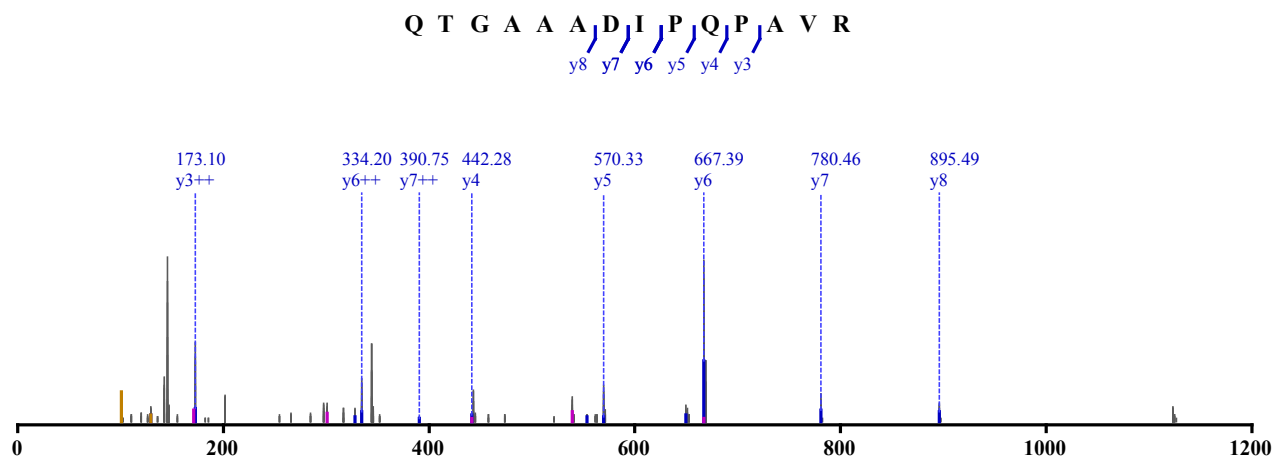


Not Modified

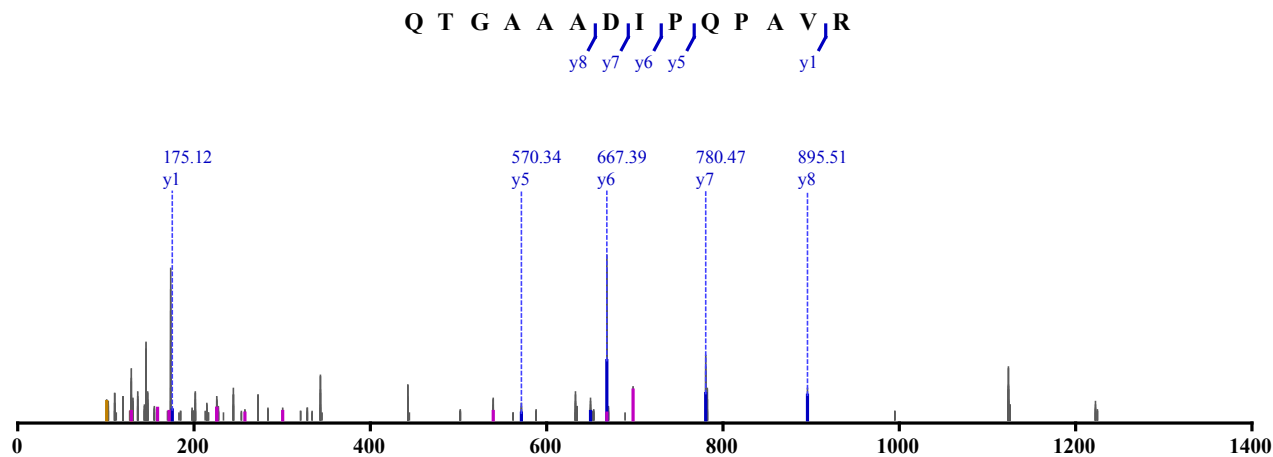
Identified in MSS130 with qvalue 0.00
 Charge: 3, Exp. m/z: 465.586, Calc. m/z: 465.584
 Data File: HeLa_LysC-try_HCD_3, Scans: 27478 - 27478



Not Modified
 Identified in MSS130 with qvalue 0.00
 Charge: 3, Exp. m/z: 465.586, Calc. m/z: 465.584
 Data File: HeLa_LysC-try_HCD_3, Scans: 27623 - 27623



Not Modified
 Identified in MSS130 with qvalue 0.01
 Charge: 2, Exp. m/z: 697.876, Calc. m/z: 697.872
 Data File: HeLa_LysC-try_HCD_3, Scans: 28295 - 28295



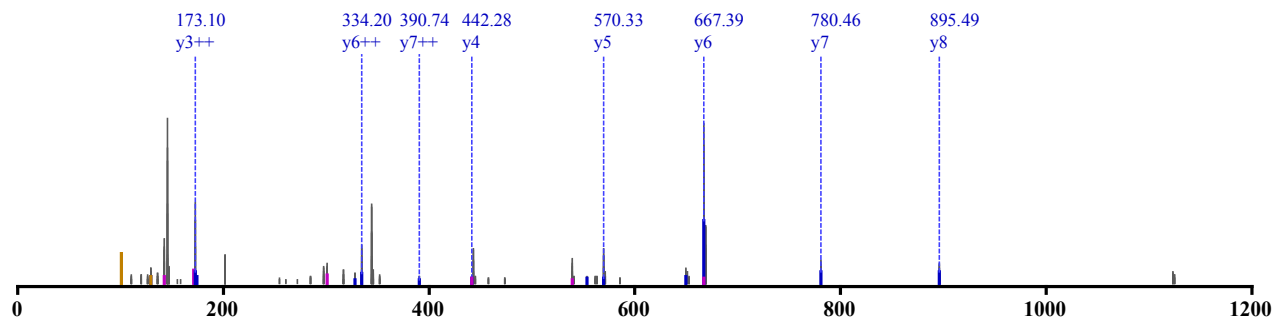
Not Modified

Identified in MSS130 with qvalue 0.00

Charge: 3, Exp. m/z: 465.586, Calc. m/z: 465.584

Data File: HeLa_LysC-try_HCD_3, Scans: 27762 - 27762

Q T G A A A D I P Q P A V R
 y8 y7 y6 y5 y4 y3 y1



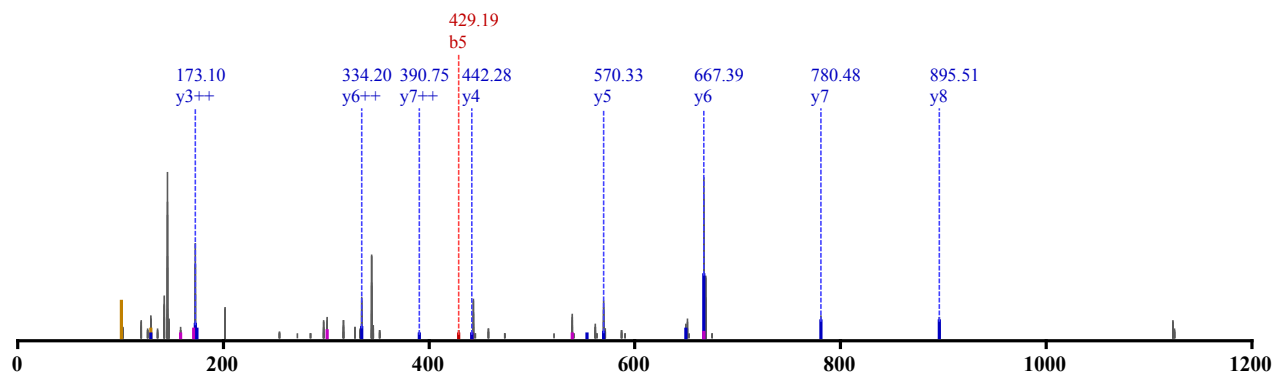
Not Modified

Identified in MSS130 with qvalue 0.00

Charge: 3, Exp. m/z: 465.586, Calc. m/z: 465.584

Data File: HeLa_LysC-try_HCD_3, Scans: 28086 - 28086

Q T G A A A D I P Q P A V R
 y8 y7 y6 y5 y4 y3 y1

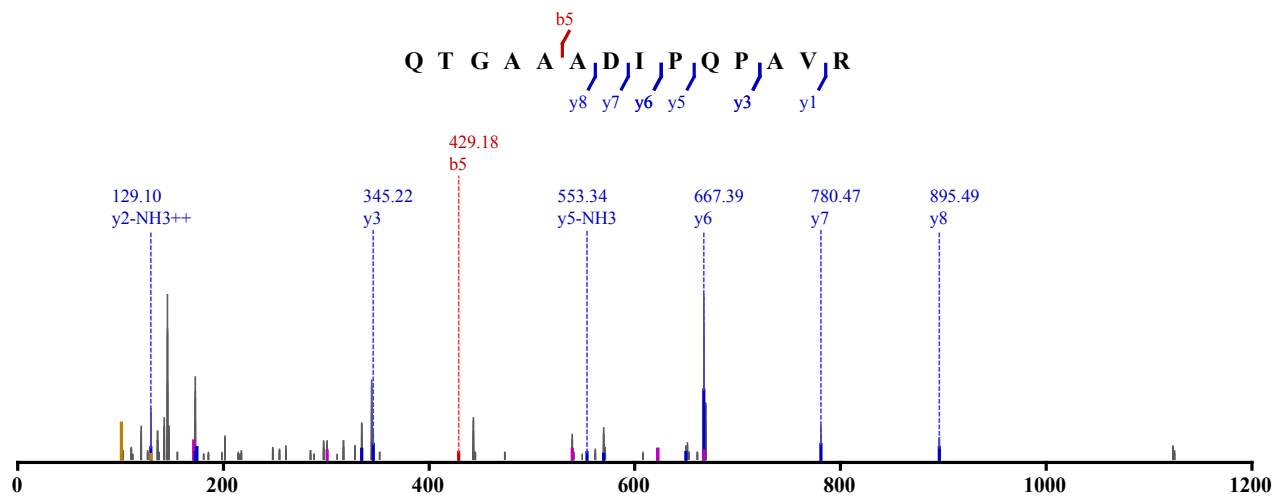


Not Modified

Identified in MSS130 with qvalue 0.00

Charge: 3, Exp. m/z: 465.587, Calc. m/z: 465.584

Data File: HeLa_LysC-try_HCD_1, Scans: 20976 - 20976

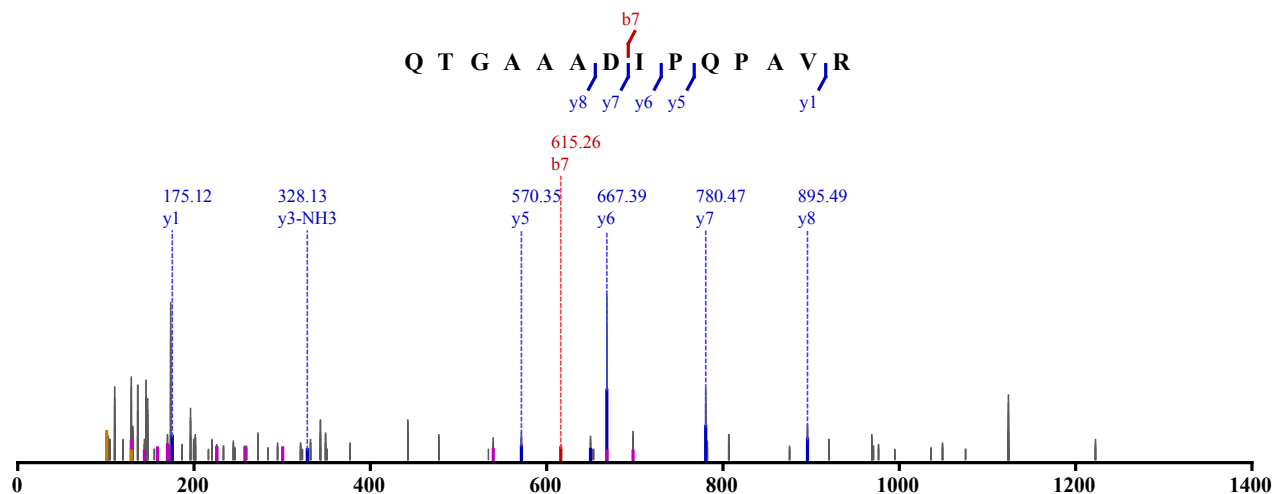


Not Modified

Identified in MSS130 with qvalue 0.01

Charge: 2, Exp. m/z: 697.876, Calc. m/z: 697.872

Data File: HeLa_LysC-try_HCD_1, Scans: 21893 - 21893

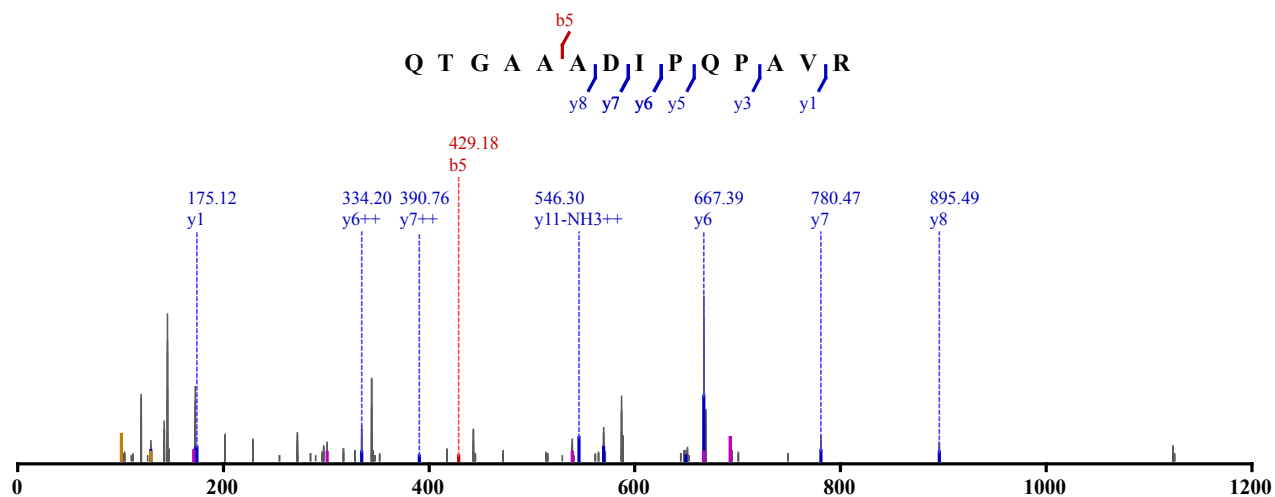


Not Modified

Identified in MSS130 with qvalue 0.00

Charge: 3, Exp. m/z: 465.587, Calc. m/z: 465.584

Data File: HeLa_LysC-try_HCD_2, Scans: 28709 - 28709

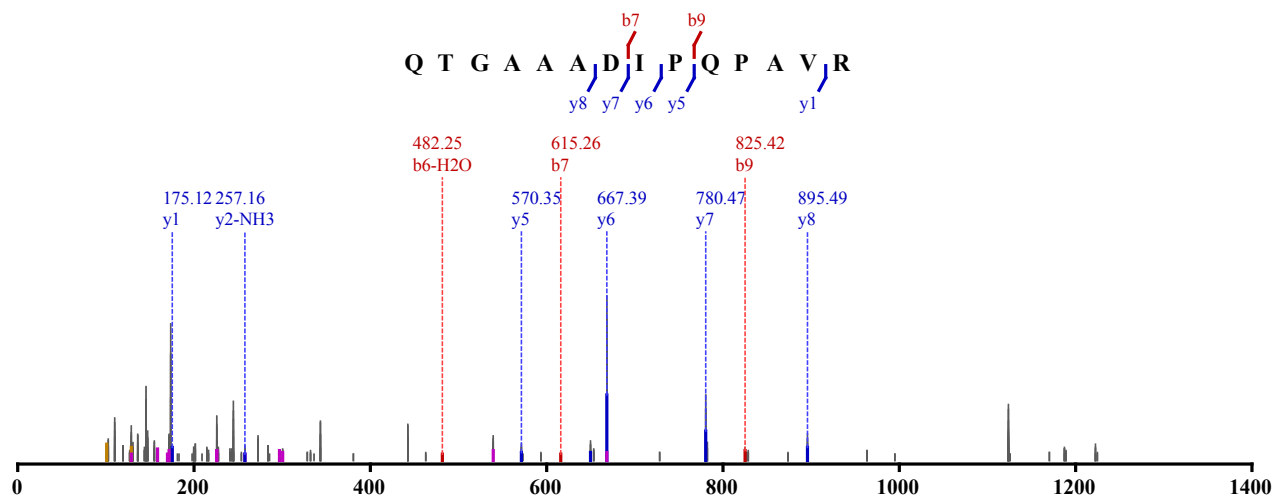


Not Modified

Identified in MSS130 with qvalue 0.00

Charge: 2, Exp. m/z: 697.876, Calc. m/z: 697.872

Data File: HeLa_LysC-try_HCD_2, Scans: 28372 - 28372

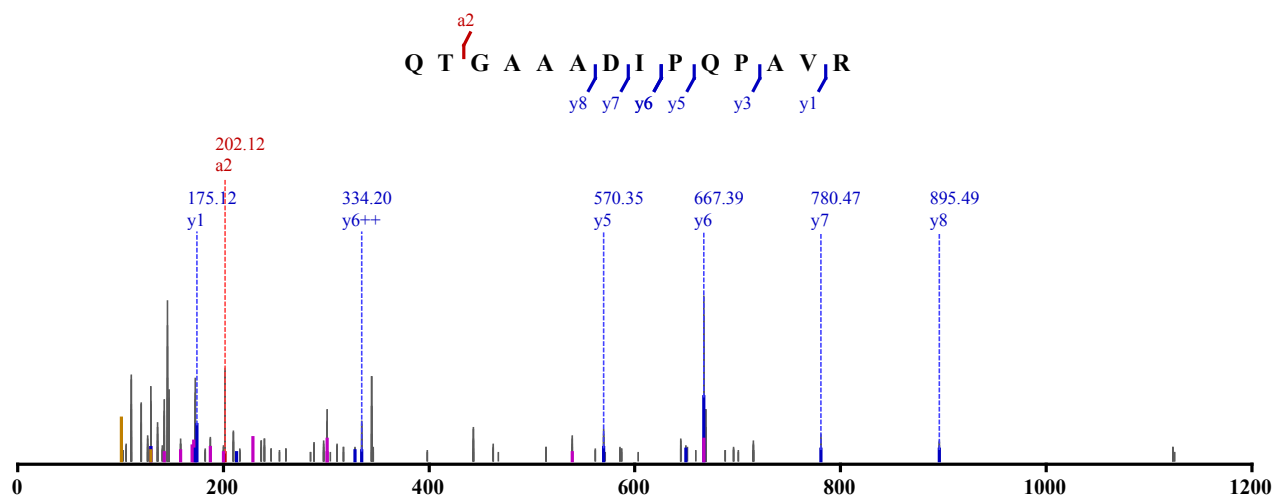


Not Modified

Identified in MSS130 with qvalue 0.00

Charge: 3, Exp. m/z: 465.587, Calc. m/z: 465.584

Data File: HeLa_LysC-try_HCD_2, Scans: 27400 - 27400

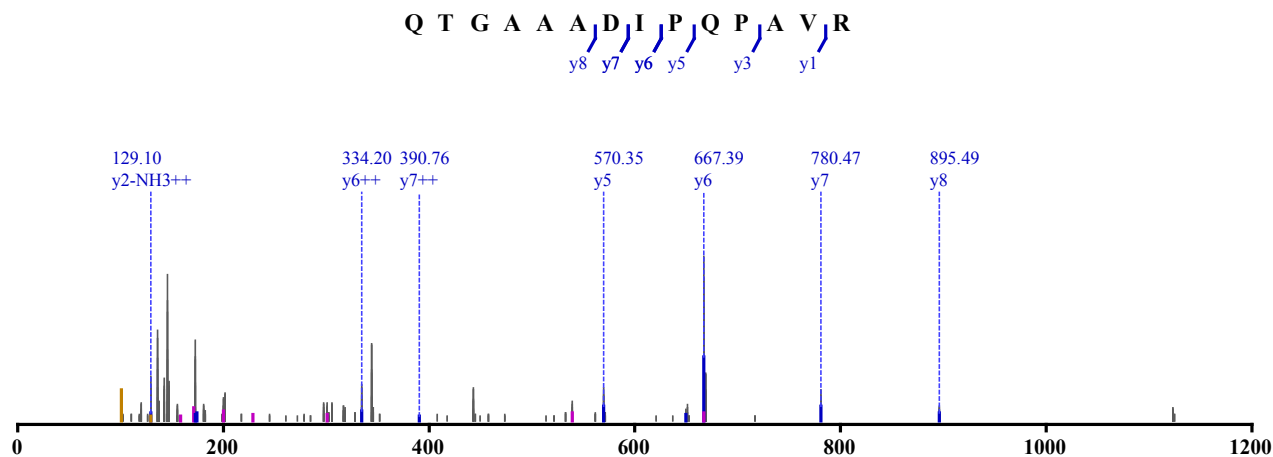


Not Modified

Identified in MSS130 with qvalue 0.00

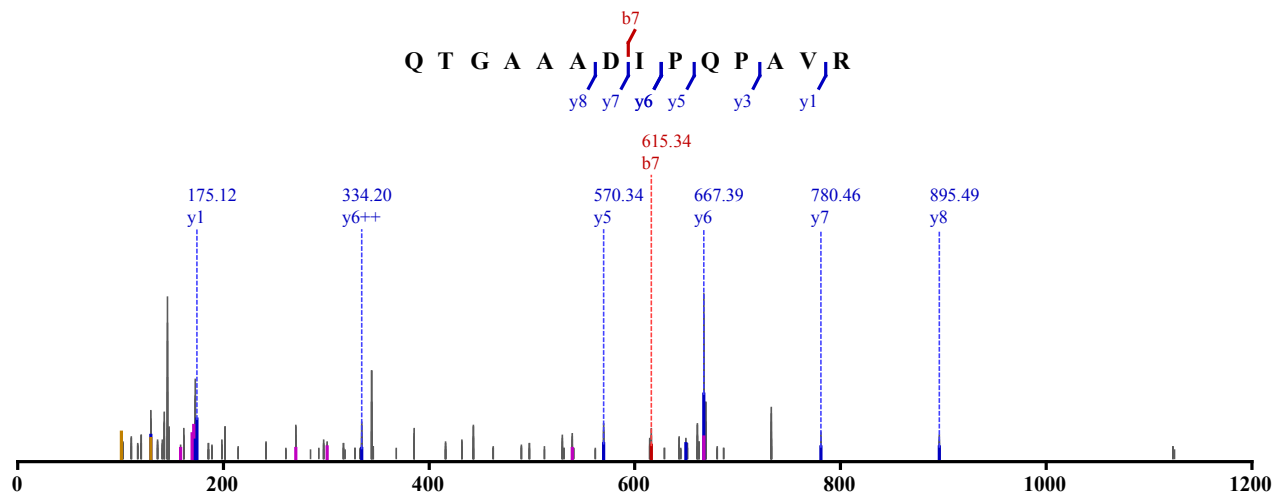
Charge: 3, Exp. m/z: 465.587, Calc. m/z: 465.584

Data File: HeLa_LysC-try_HCD_2, Scans: 29455 - 29455

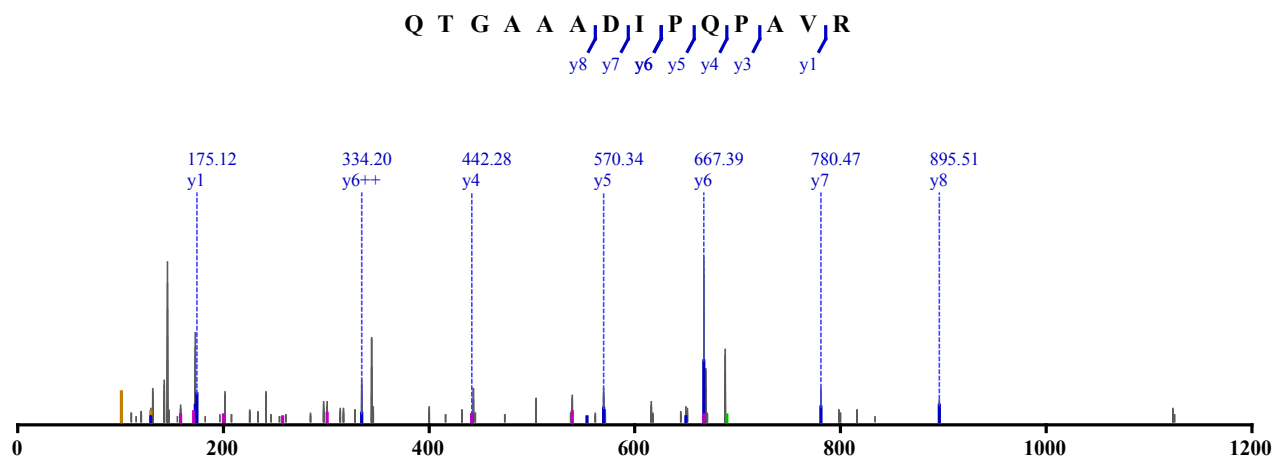


Not Modified

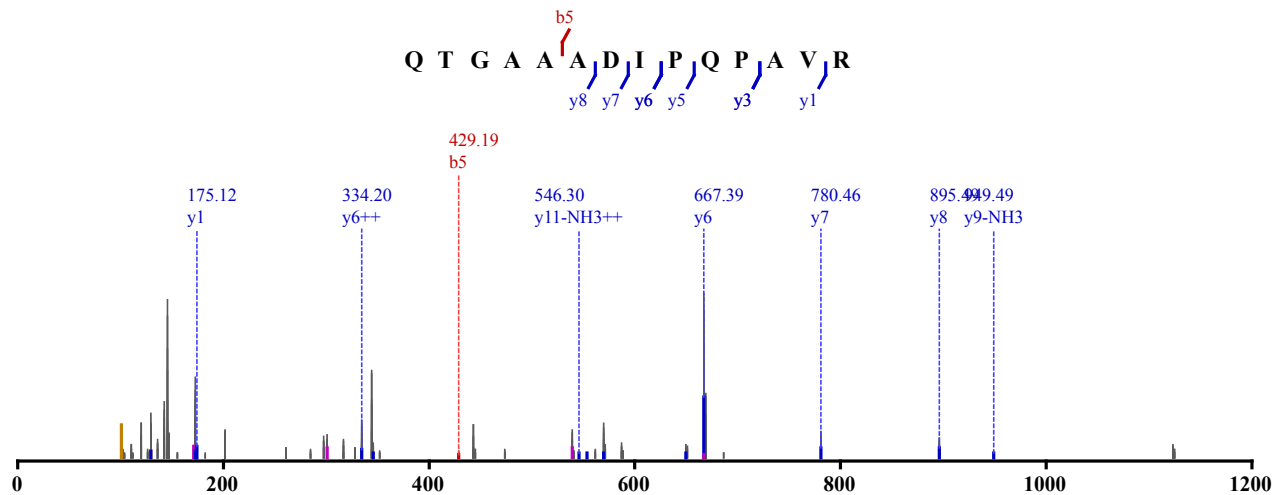
Identified in MSS130 with qvalue 0.00
 Charge: 3, Exp. m/z: 465.587, Calc. m/z: 465.584
 Data File: HeLa_LysC-try_HCD_2, Scans: 27608 - 27608



Not Modified
 Identified in MSS130 with qvalue 0.00
 Charge: 3, Exp. m/z: 465.587, Calc. m/z: 465.584
 Data File: HeLa_LysC-try_HCD_2, Scans: 28073 - 28073



Not Modified
 Identified in MSS130 with qvalue 0.00
 Charge: 3, Exp. m/z: 465.587, Calc. m/z: 465.584
 Data File: HeLa_LysC-try_HCD_3, Scans: 28720 - 28720

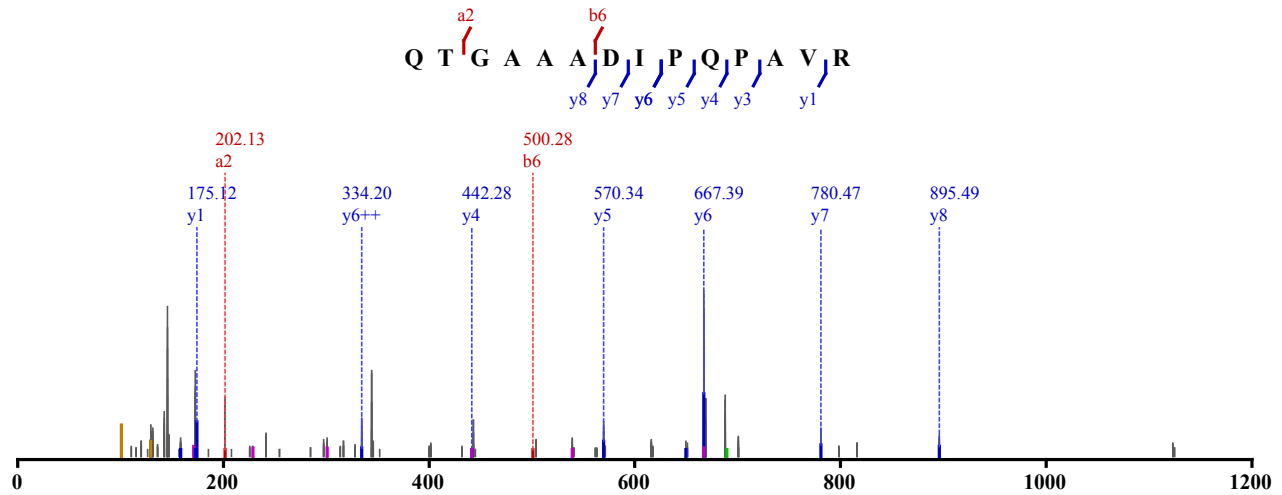


Not Modified

Identified in MSS130 with qvalue 0.00

Charge: 3, Exp. m/z: 465.587, Calc. m/z: 465.584

Data File: HeLa_LysC-try_HCD_3, Scans: 27321 - 27321

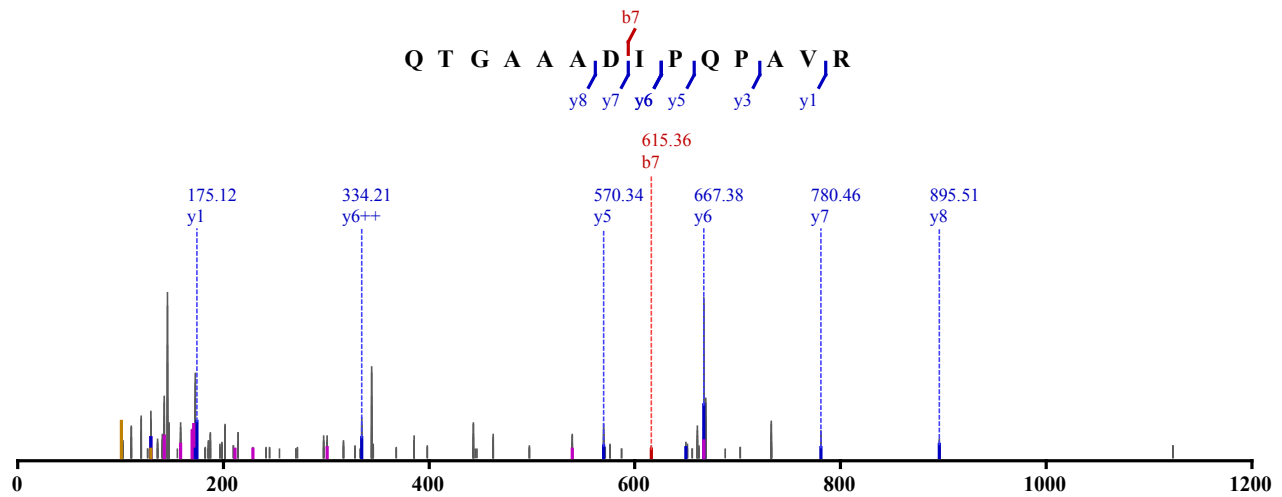


Not Modified

Identified in MSS130 with qvalue 0.00

Charge: 3, Exp. m/z: 465.586, Calc. m/z: 465.584

Data File: HeLa_LysC-try_HCD_3, Scans: 27016 - 27016

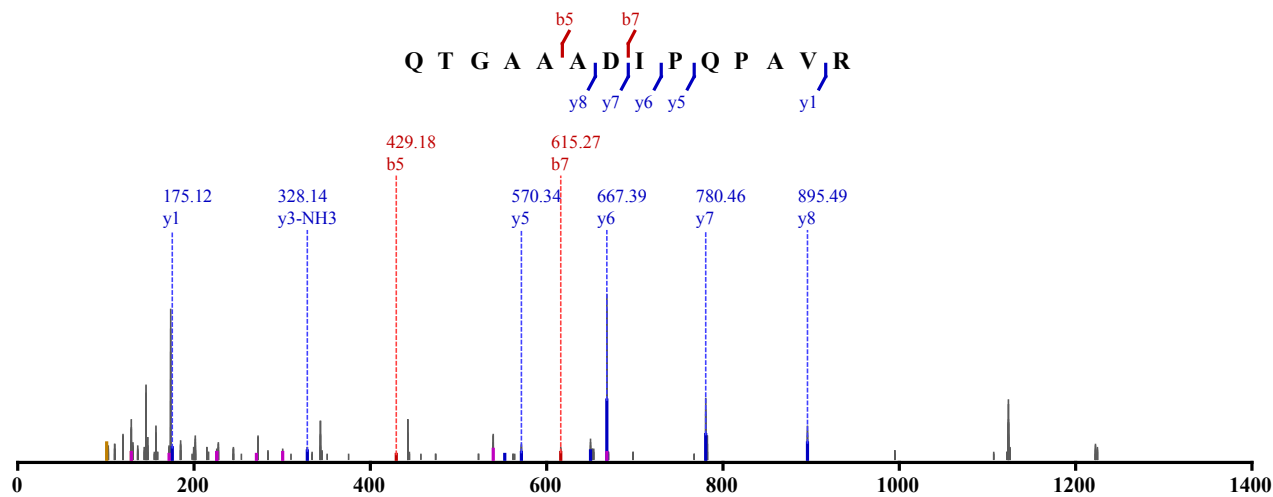


Not Modified

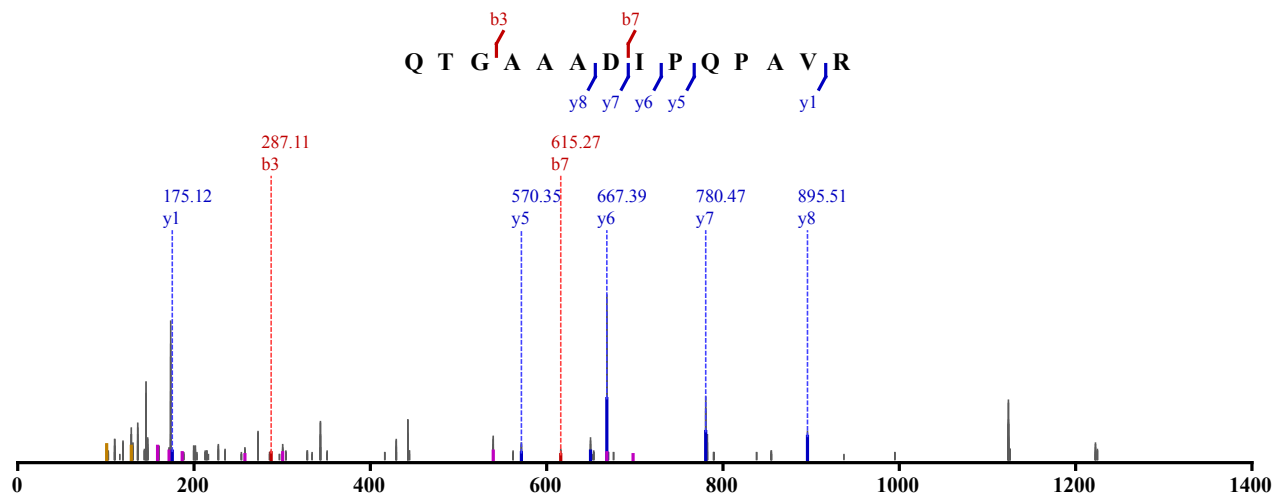
Identified in MSS130 with qvalue 0.00

Charge: 2, Exp. m/z: 697.876, Calc. m/z: 697.872

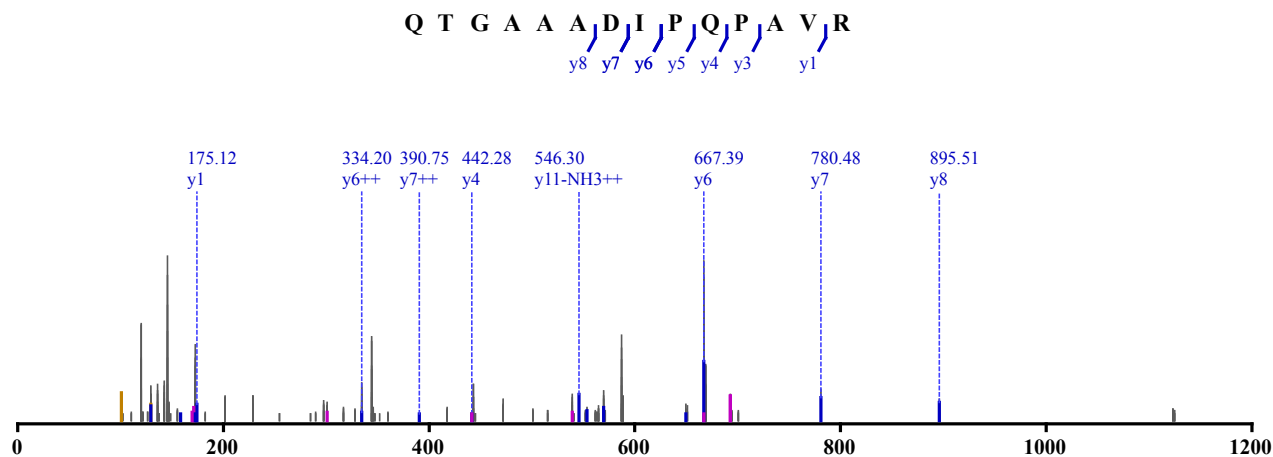
Data File: HeLa_LysC-try_HCD_3, Scans: 27898 - 27898



Not Modified
 Identified in MSS130 with qvalue 0.01
 Charge: 2, Exp. m/z: 697.875, Calc. m/z: 697.872
 Data File: HeLa_LysC-try_HCD_3, Scans: 27553 - 27553

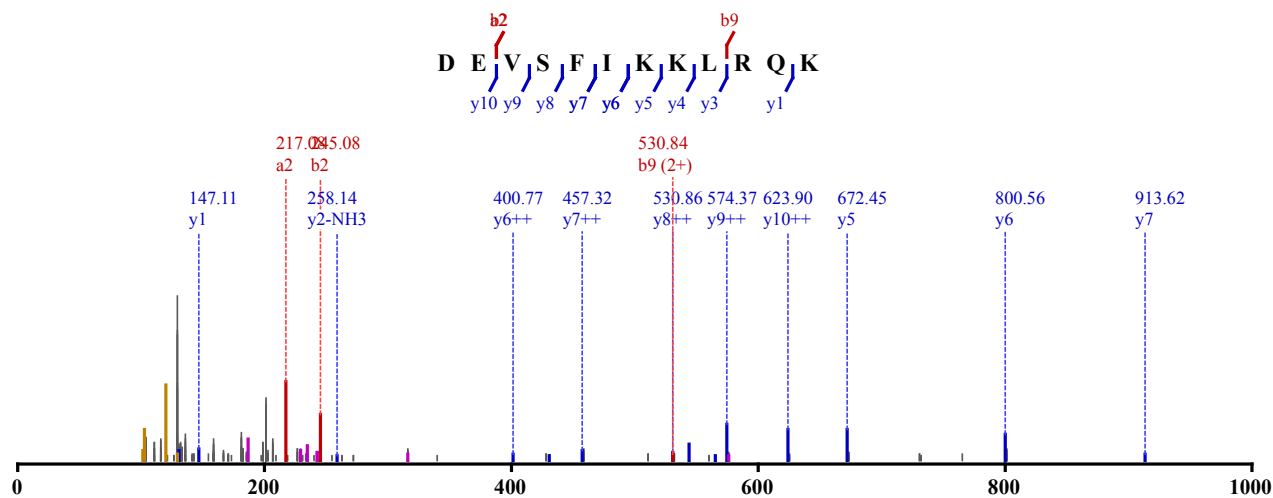


Not Modified
 Identified in MSS130 with qvalue 0.00
 Charge: 3, Exp. m/z: 465.587, Calc. m/z: 465.584
 Data File: HeLa_LysC-try_HCD_3, Scans: 28540 - 28540



Not Modified
 Identified in MSS128 with qvalue 0.00
 Charge: 3, Exp. m/z: 497.628, Calc. m/z: 497.627

Data File: HeLa_AspN_HCD_2, Scans: 21402 - 21402

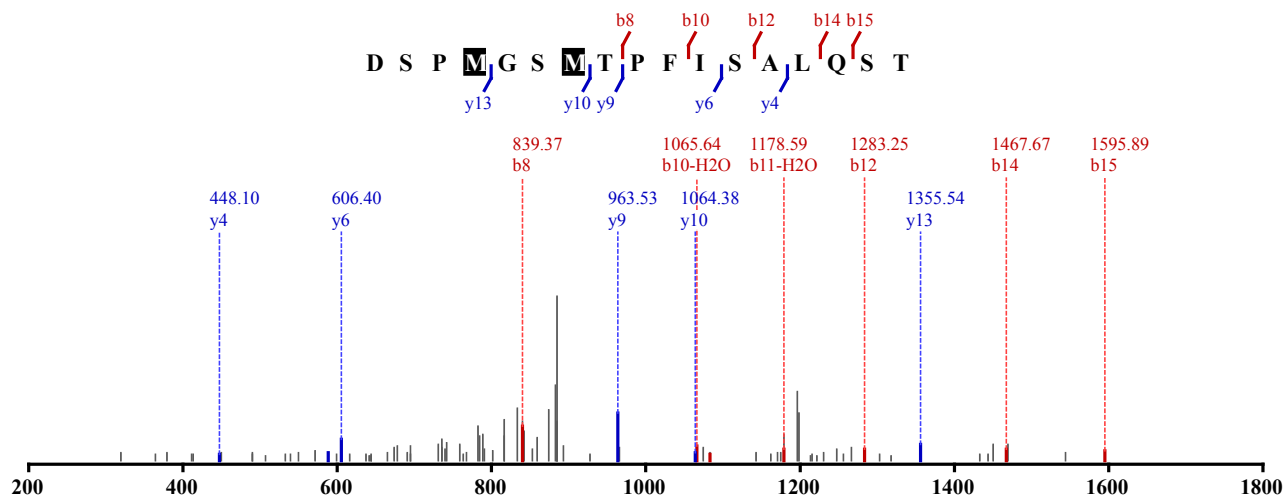


2 x Oxidation (M)

Identified in MSS483 with qvalue 0.00

Charge: 2, Exp. m/z: 901.905, Calc. m/z: 901.402

Data File: HeLa_AspN_pH11_CID_3xload, Scans: 41623 - 41623

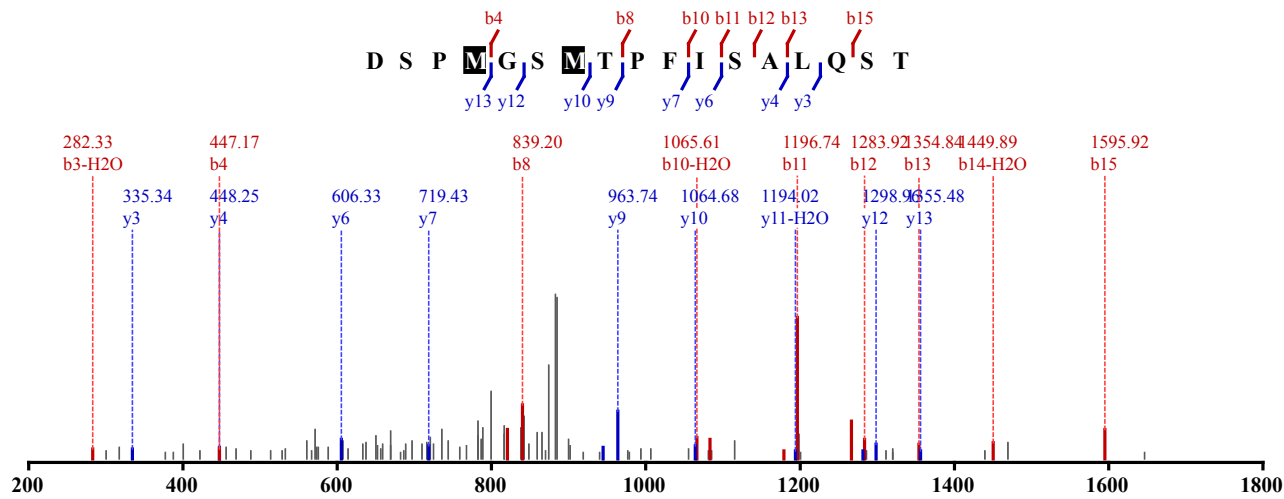


2 x Oxidation (M)

Identified in MSS483 with qvalue 0.00

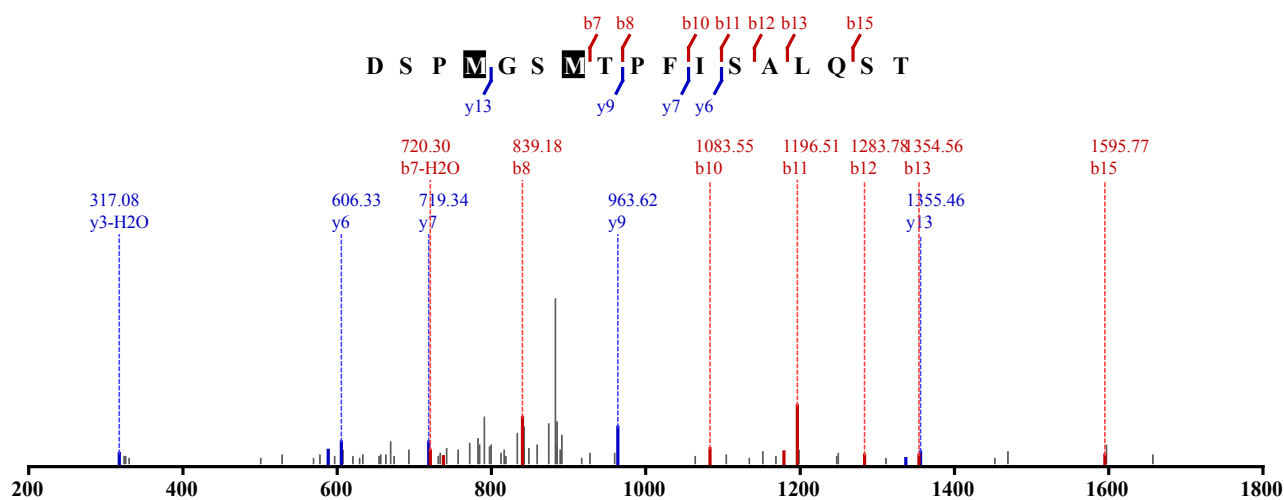
Charge: 2, Exp. m/z: 901.404, Calc. m/z: 901.402

Data File: HeLa_AspN_pH11_CID_3xload, Scans: 41642 - 41642

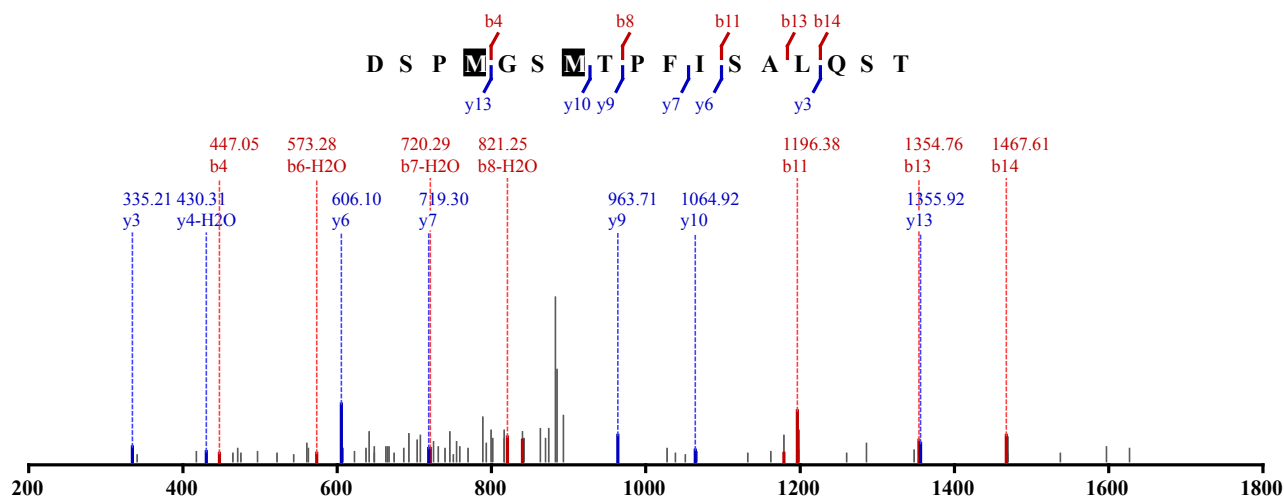


2 x Oxidation (M)

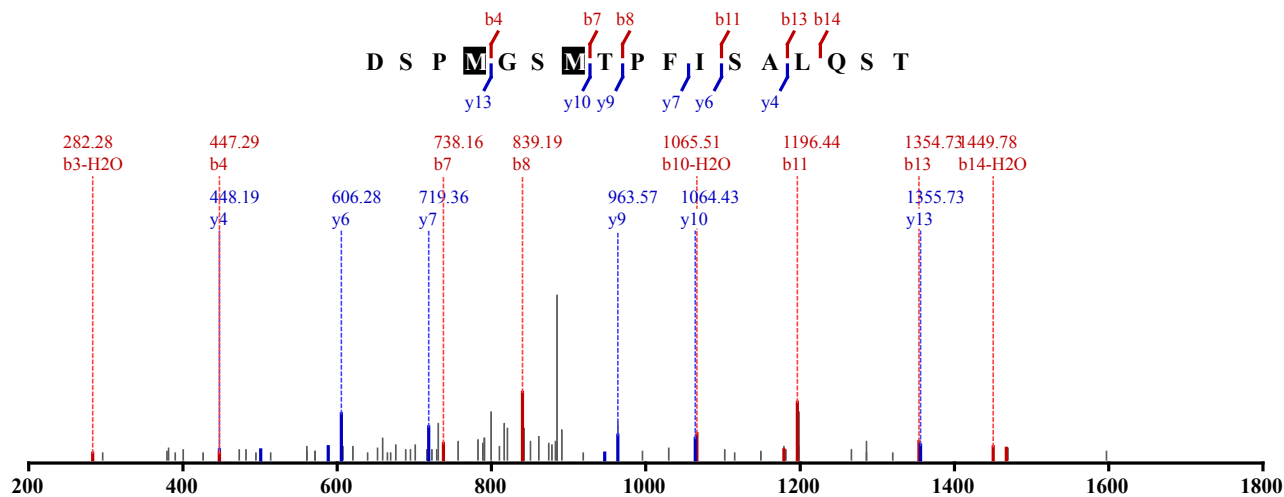
Identified in MSS483 with qvalue 0.00
 Charge: 2, Exp. m/z: 901.403, Calc. m/z: 901.402
 Data File: HeLa_AspN_pH11_CID_3xload, Scans: 41709 - 41709



2 x Oxidation (M)
 Identified in MSS483 with qvalue 0.00
 Charge: 2, Exp. m/z: 901.403, Calc. m/z: 901.402
 Data File: HeLa_AspN_pH11_CID_3xload_2, Scans: 40833 - 40833



2 x Oxidation (M)
 Identified in MSS483 with qvalue 0.00
 Charge: 2, Exp. m/z: 901.906, Calc. m/z: 901.402
 Data File: HeLa_AspN_pH11_CID_3xload_2, Scans: 40854 - 40854

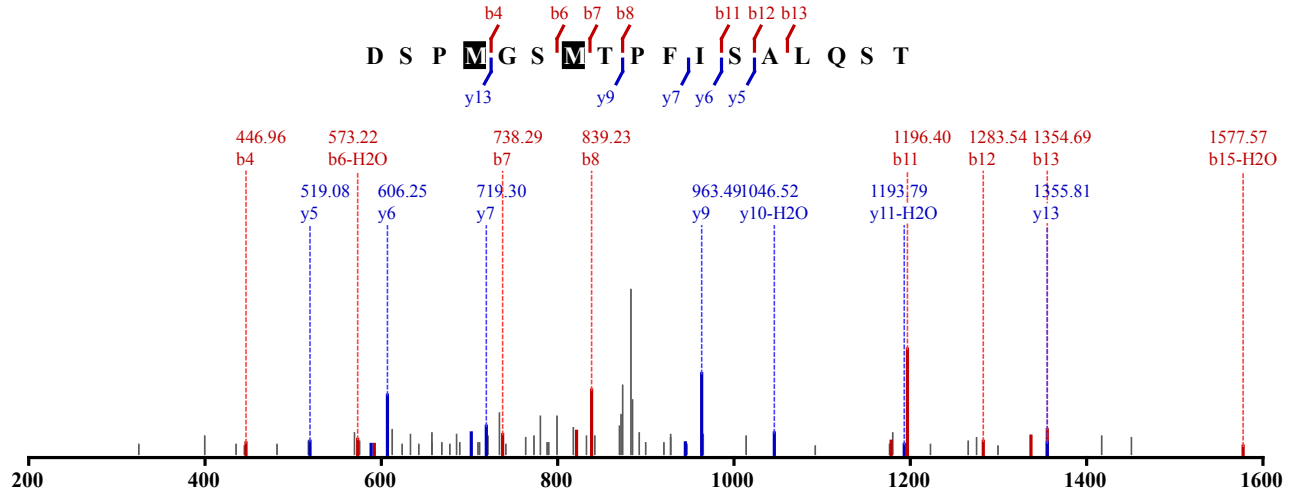


2 x Oxidation (M)

Identified in MSS483 with qvalue 0.00

Charge: 2, Exp. m/z: 901.404, Calc. m/z: 901.402

Data File: HeLa_AspN_pH11_CID_3xload_2, Scans: 40906 - 40906

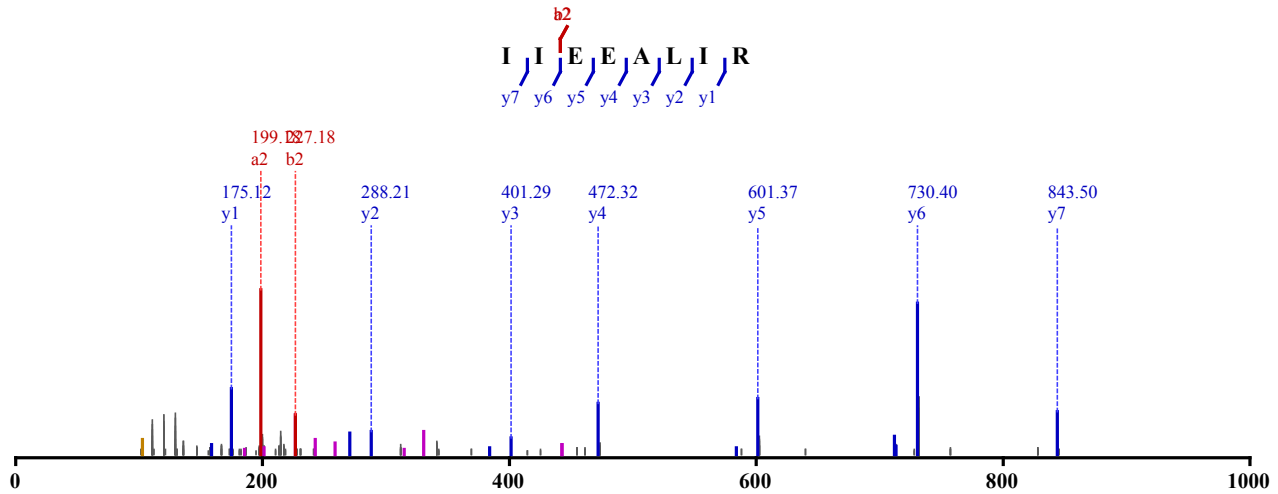


Not Modified

Identified in MSS271 with qvalue 0.00

Charge: 2, Exp. m/z: 478.793, Calc. m/z: 478.793

Data File: HeLa_ArgC-Chytry_HCD_3, Scans: 25828 - 25828

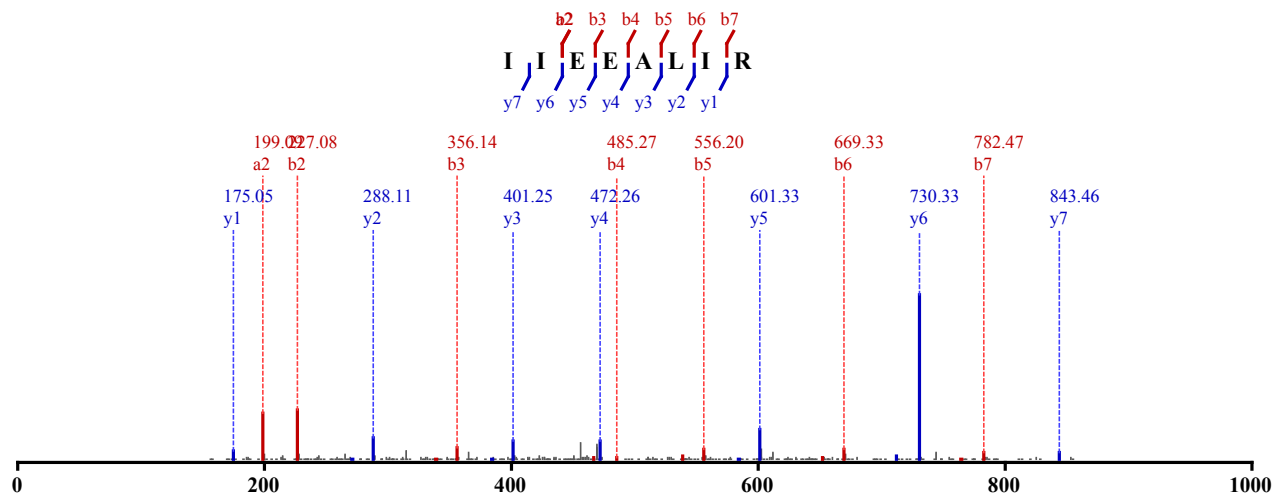


Not Modified

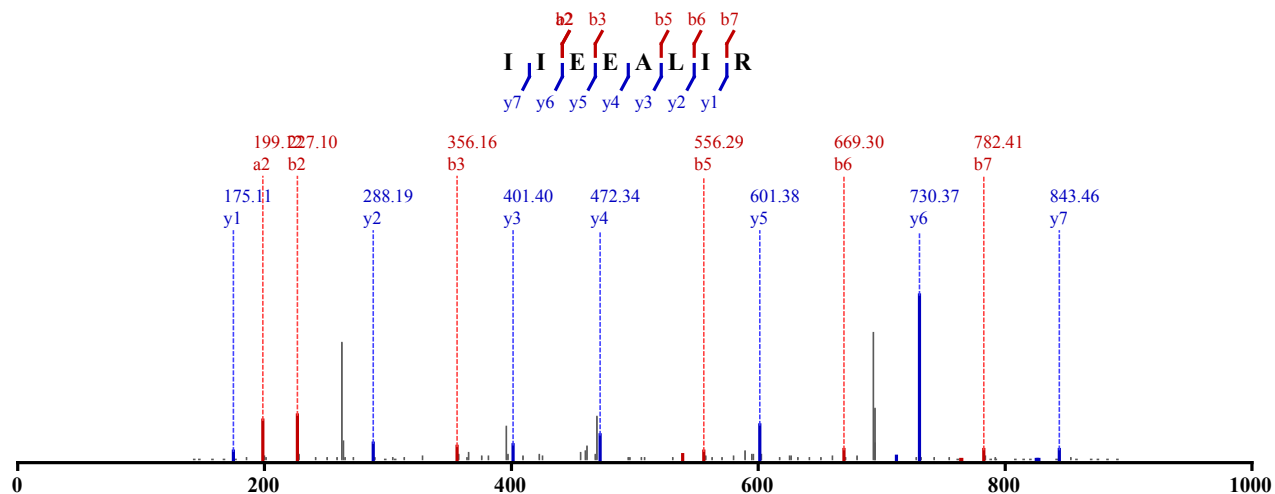
Identified in MSS427 with qvalue 0.00

Charge: 2, Exp. m/z: 478.793, Calc. m/z: 478.793

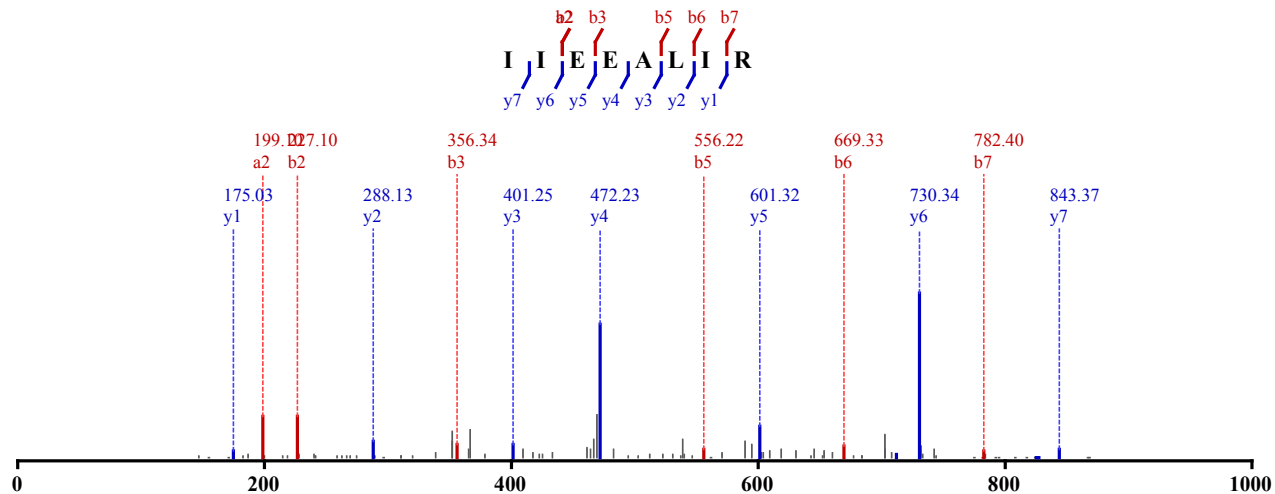
Data File: HeLa_chytry-try_CID-ETD_2, Scans: 20498 - 20498



Not Modified
 Identified in MSS488 with qvalue 0.00
 Charge: 2, Exp. m/z: 478.792, Calc. m/z: 478.793
 Data File: HeLa_chy-try_pH3_CID_3xload, Scans: 32465 - 32465

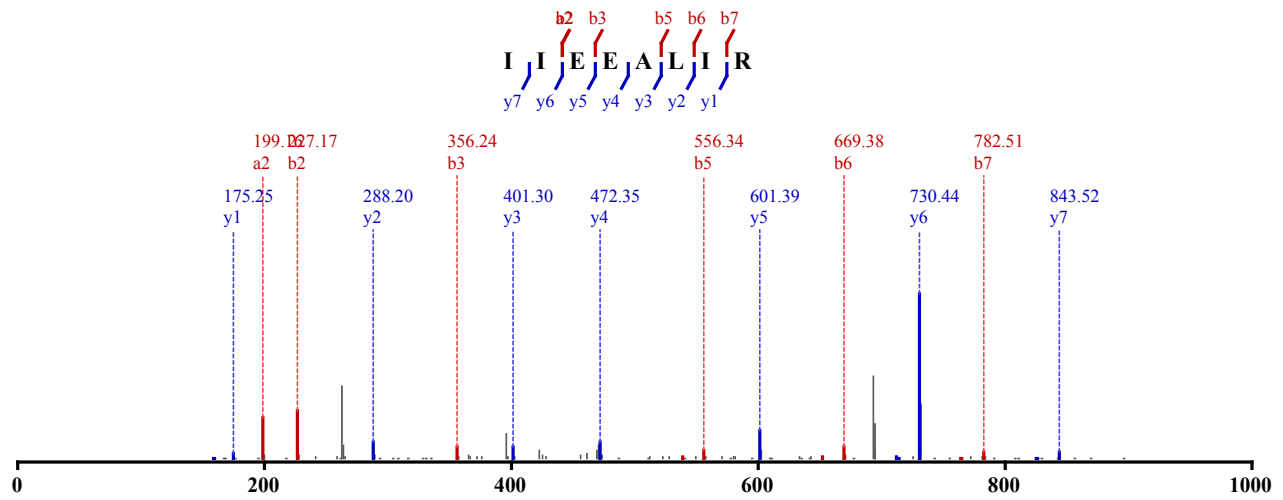


Not Modified
 Identified in MSS488 with qvalue 0.00
 Charge: 2, Exp. m/z: 478.792, Calc. m/z: 478.793
 Data File: HeLa_chy-try_pH4_CID_3xload_3, Scans: 26326 - 26326



Not Modified
 Identified in MSS488 with qvalue 0.00
 Charge: 2, Exp. m/z: 478.792, Calc. m/z: 478.793

Data File: HeLa_chy-try_pH4_CID_3xload, Scans: 29977 - 29977

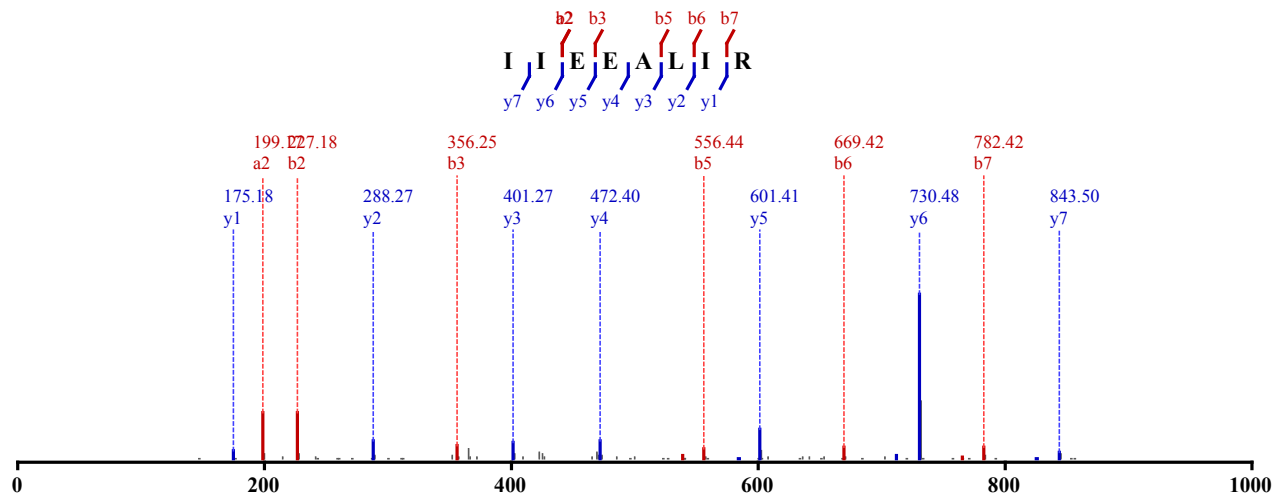


Not Modified

Identified in MSS488 with qvalue 0.00

Charge: 2, Exp. m/z: 478.792, Calc. m/z: 478.793

Data File: HeLa_chy-try_pH5_CID_3xload_3, Scans: 27722 - 27722

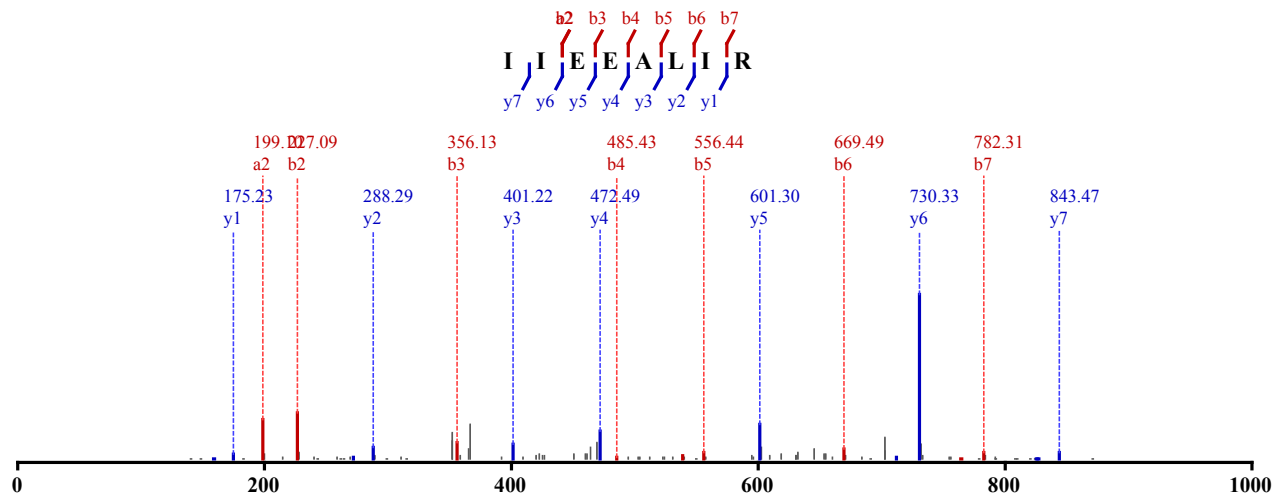


Not Modified

Identified in MSS488 with qvalue 0.00

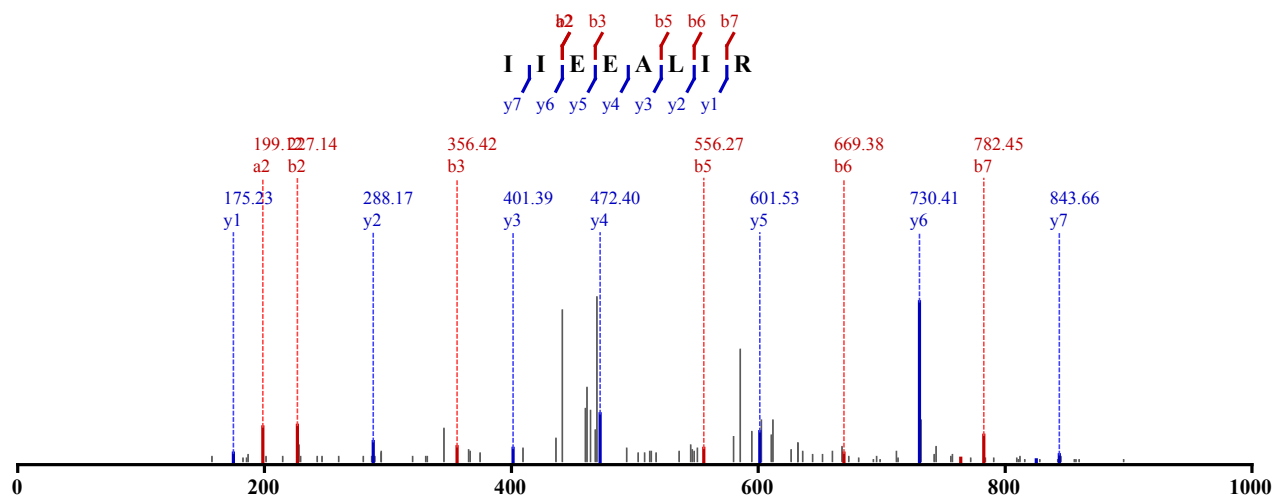
Charge: 2, Exp. m/z: 478.793, Calc. m/z: 478.793

Data File: HeLa_chy-try_pH5_CID_3xload_3, Scans: 27863 - 27863

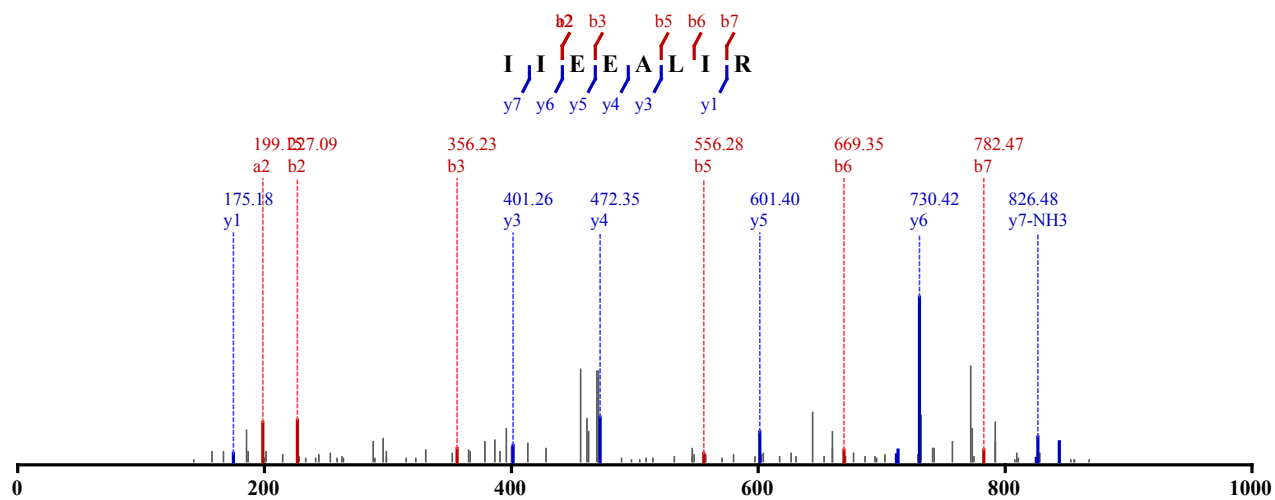


Not Modified

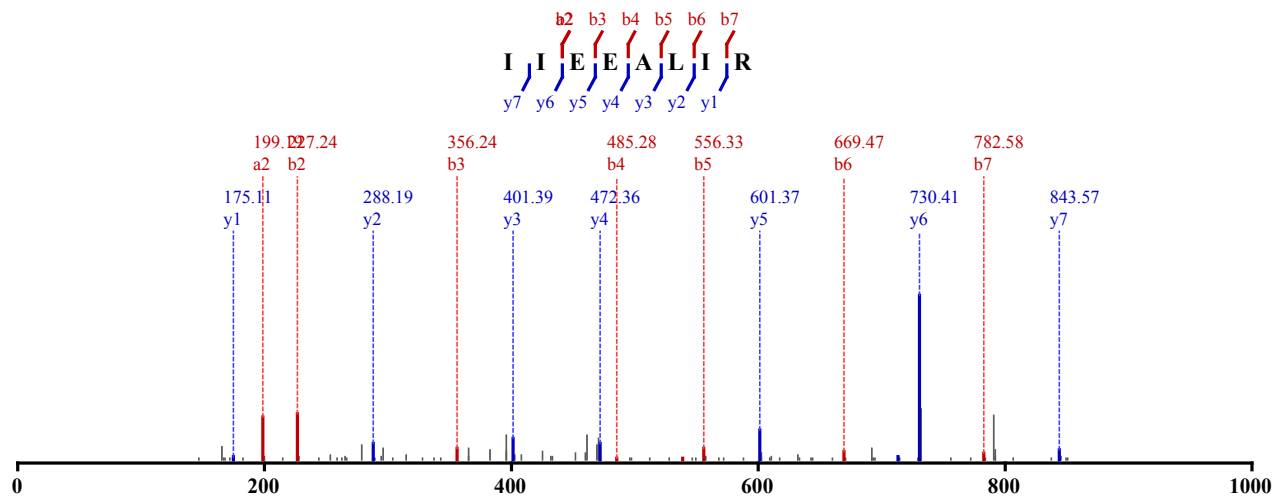
Identified in MSS488 with qvalue 0.00
 Charge: 2, Exp. m/z: 478.793, Calc. m/z: 478.792
 Data File: HeLa_chy-try_80pcACN_CID_3xload_3, Scans: 28543 - 28543



Not Modified
 Identified in MSS488 with qvalue 0.00
 Charge: 2, Exp. m/z: 478.793, Calc. m/z: 478.792
 Data File: HeLa_chy-try_pH6_CID_3xload_2, Scans: 34247 - 34247



Not Modified
 Identified in MSS488 with qvalue 0.00
 Charge: 2, Exp. m/z: 478.792, Calc. m/z: 478.792
 Data File: HeLa_chy-try_pH8_CID_3xload_3, Scans: 23958 - 23958

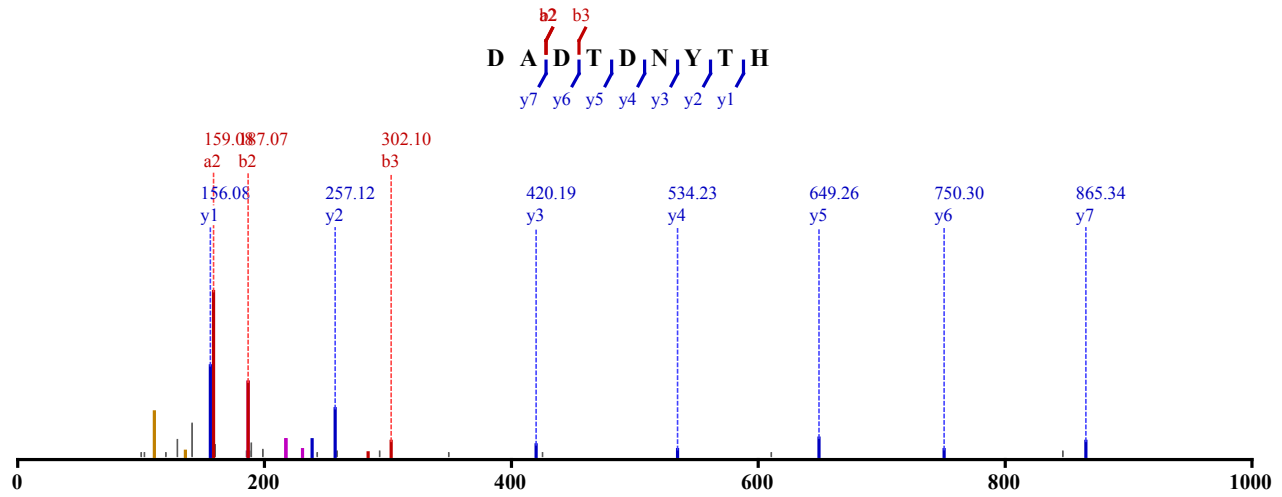


Not Modified

Identified in MSS479 with qvalue 0.00

Charge: 2, Exp. m/z: 526.202, Calc. m/z: 526.202

Data File: HeLa_AspN_pH5_HCD_1, Scans: 7933 - 7933

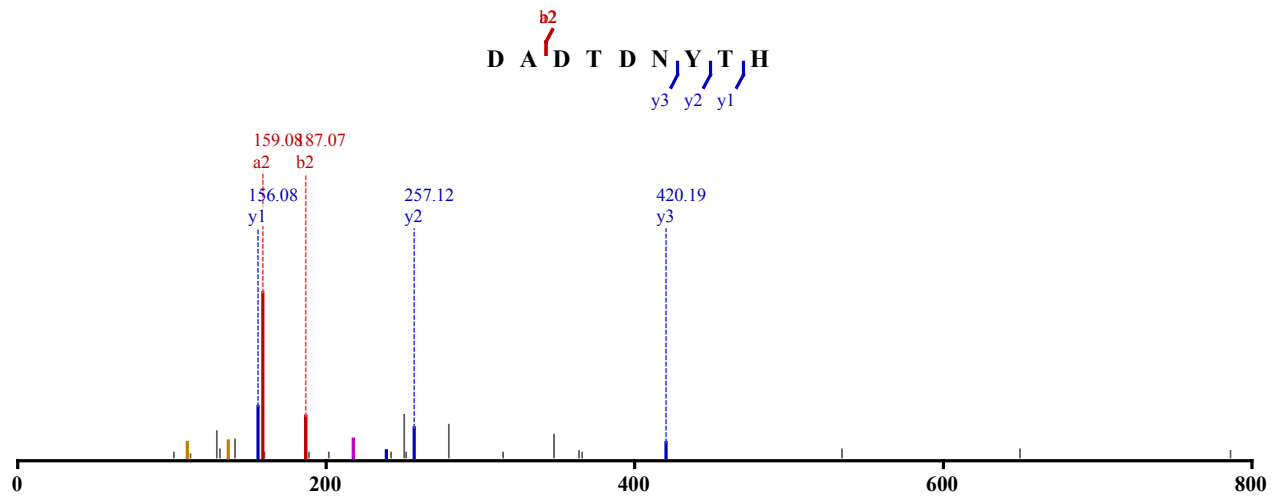


Not Modified

Identified in MSS479 with qvalue 0.00

Charge: 2, Exp. m/z: 526.200, Calc. m/z: 526.202

Data File: HeLa_AspN_pH5_HCD_2, Scans: 6686 - 6686

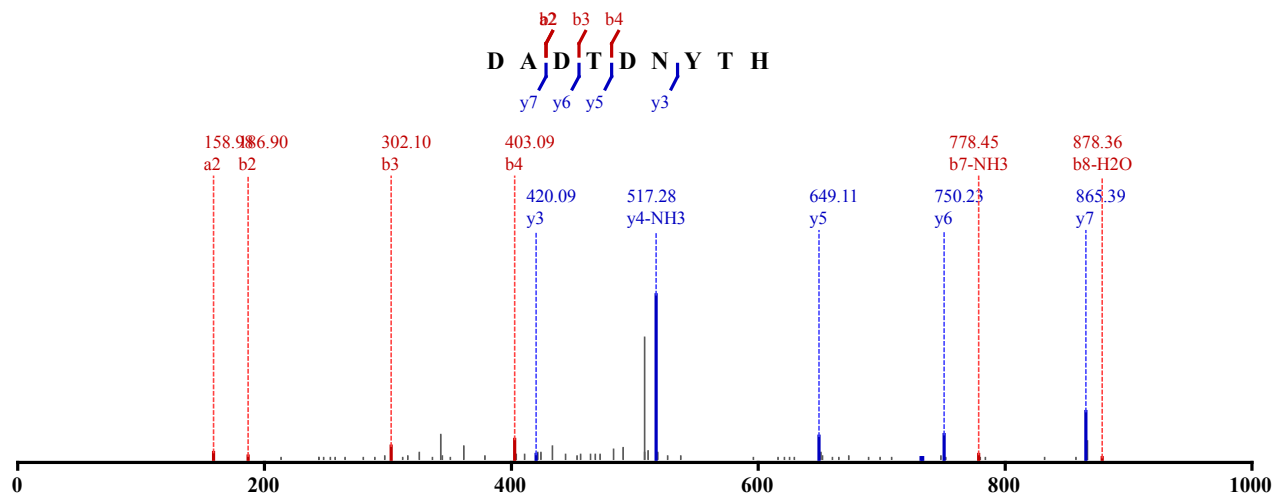


Not Modified

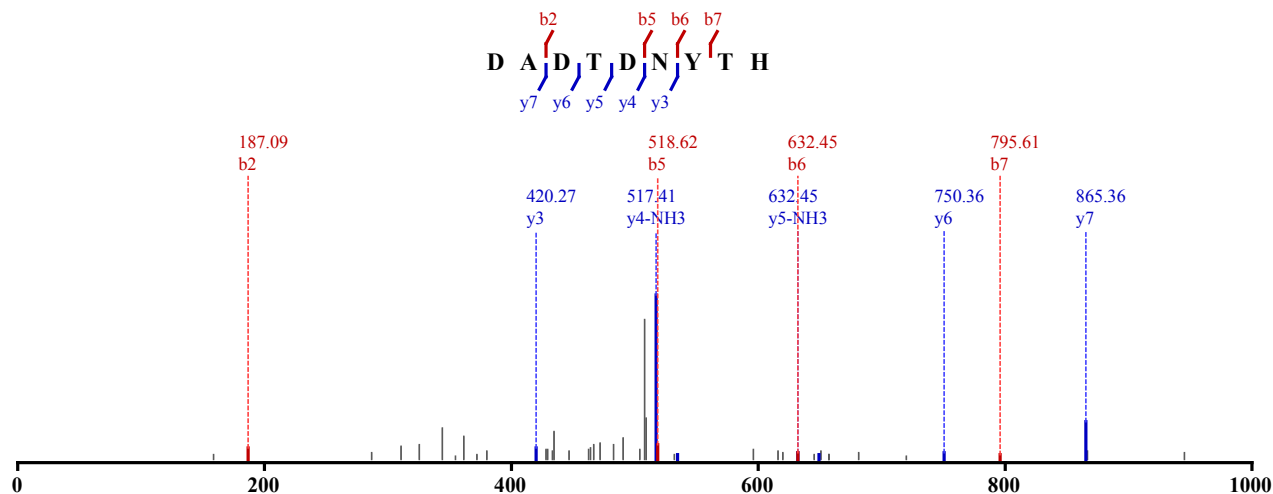
Identified in MSS483 with qvalue 0.00

Charge: 2, Exp. m/z: 526.201, Calc. m/z: 526.202

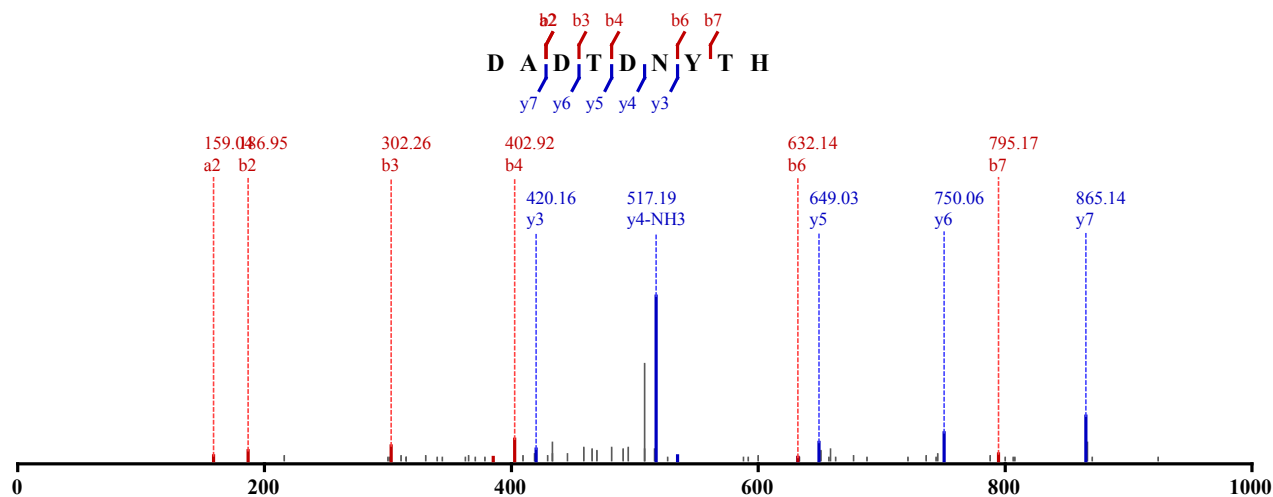
Data File: HeLa_AspN_pH6_CID_3xload, Scans: 4724 - 4724



Not Modified
 Identified in MSS483 with qvalue 0.00
 Charge: 2, Exp. m/z: 526.201, Calc. m/z: 526.202
 Data File: HeLa_AspN_pH4_CID_3xload, Scans: 3997 - 3997

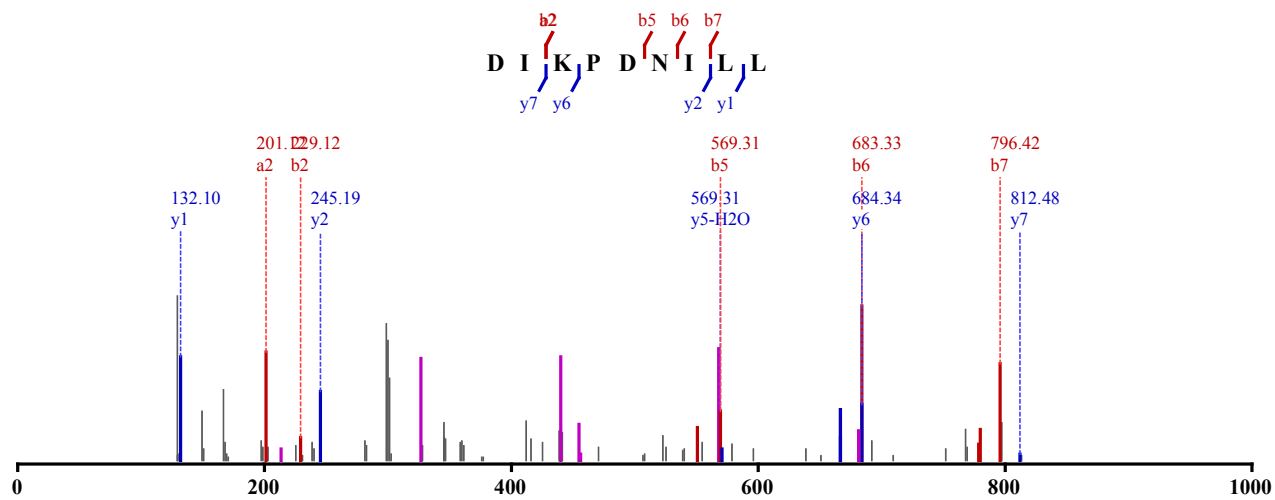


Not Modified
 Identified in MSS483 with qvalue 0.00
 Charge: 2, Exp. m/z: 526.202, Calc. m/z: 526.202
 Data File: HeLa_AspN_pH6_CID_3xload_2, Scans: 4674 - 4674



Not Modified
 Identified in MSS479 with qvalue 0.00
 Charge: 2, Exp. m/z: 520.803, Calc. m/z: 520.802

Data File: HeLa_AspN_pH6_HCD_1, Scans: 42295 - 42295

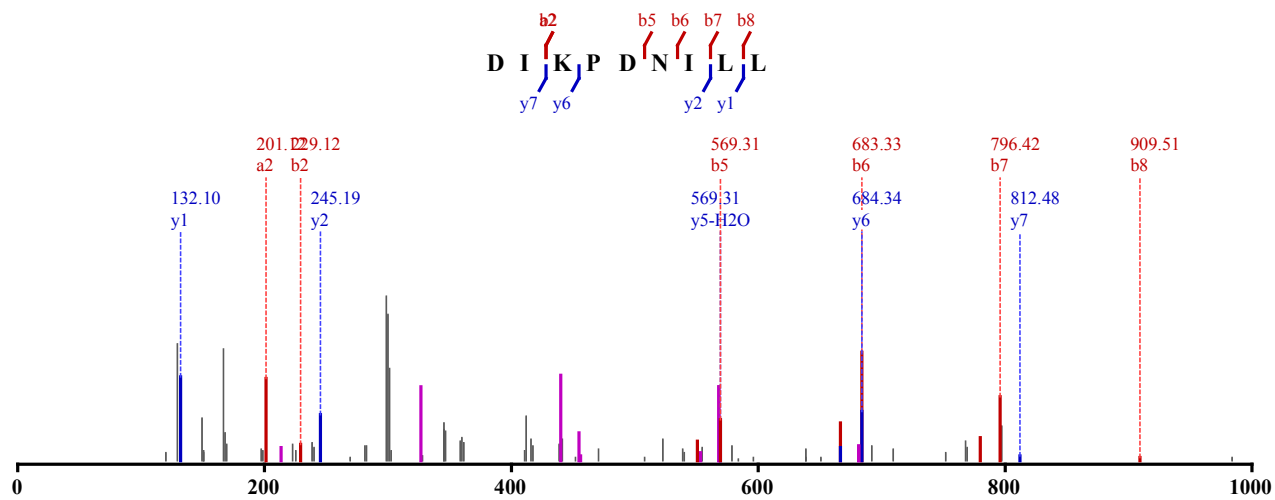


Not Modified

Identified in MSS479 with qvalue 0.00

Charge: 2, Exp. m/z: 520.803, Calc. m/z: 520.802

Data File: HeLa_AspN_pH6_HCD_2, Scans: 41479 - 41479

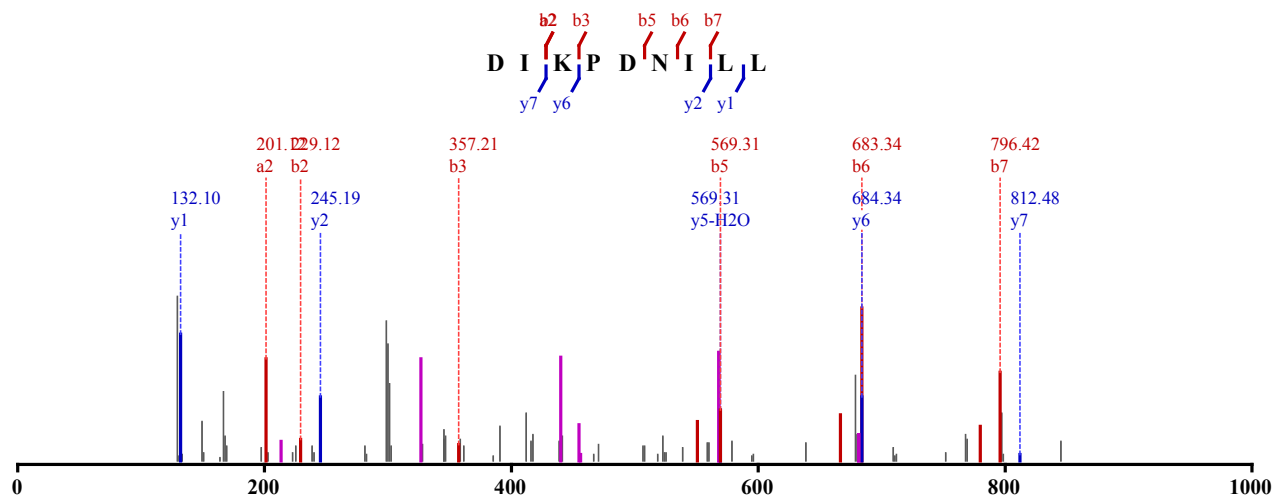


Not Modified

Identified in MSS479 with qvalue 0.00

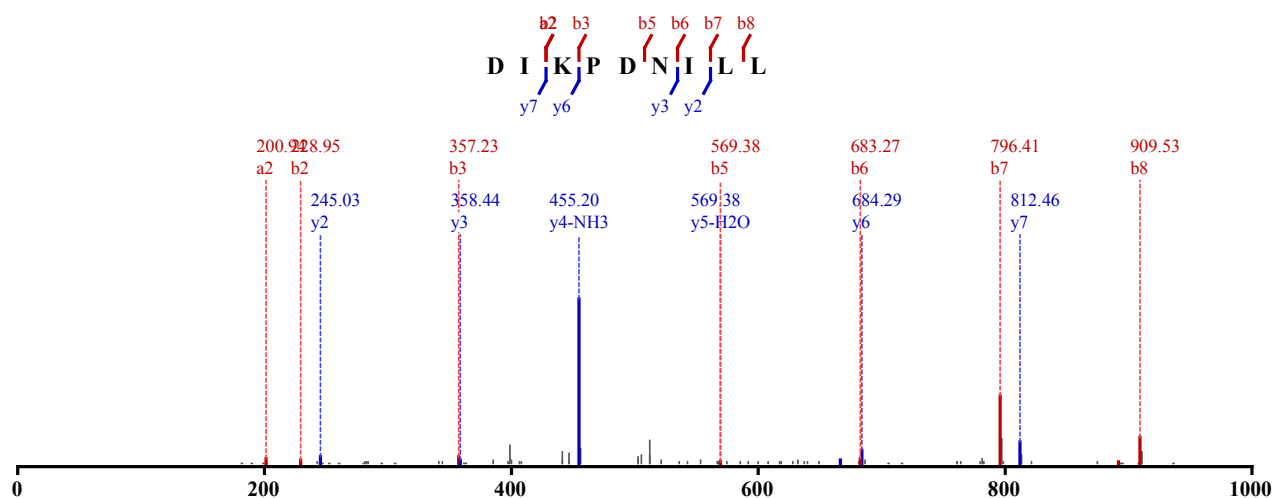
Charge: 2, Exp. m/z: 520.803, Calc. m/z: 520.802

Data File: HeLa_AspN_pH6_HCD_2, Scans: 41571 - 41571

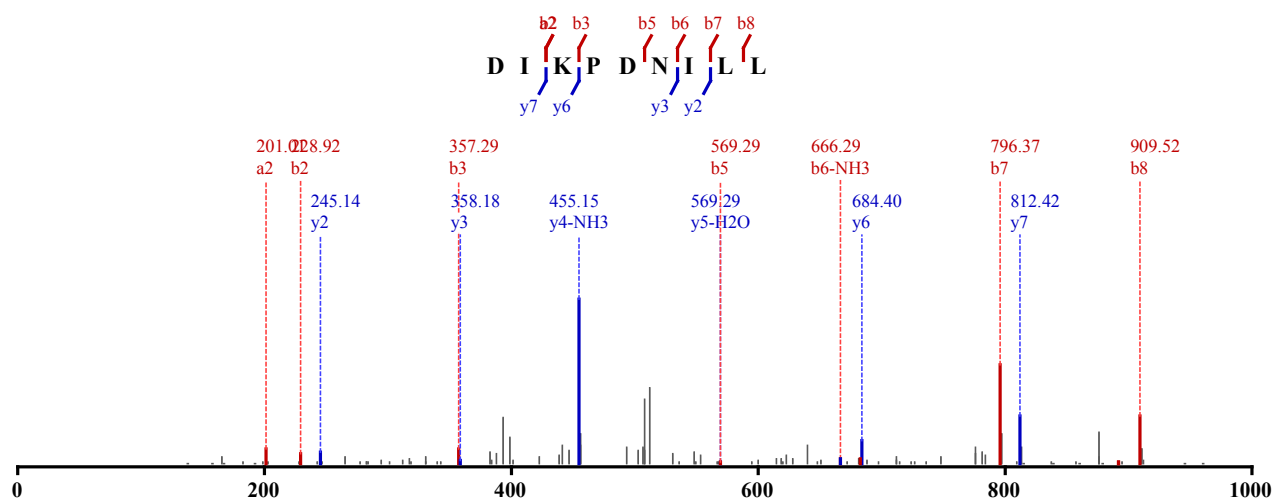


Not Modified

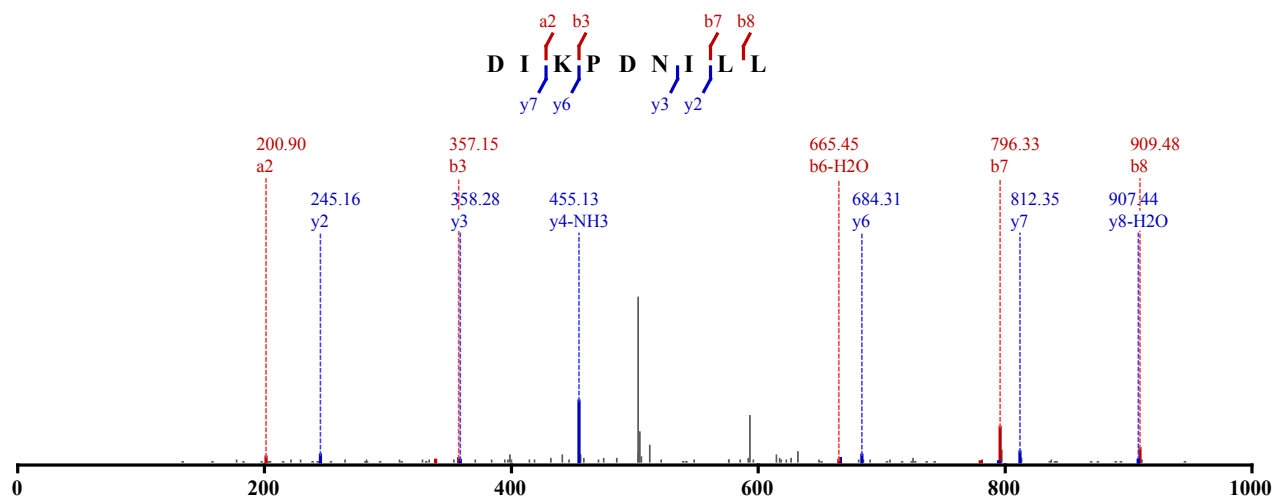
Identified in MSS483 with qvalue 0.00
 Charge: 2, Exp. m/z: 520.803, Calc. m/z: 520.802
 Data File: HeLa_AspN_pH6_CID_3xload, Scans: 27015 - 27015



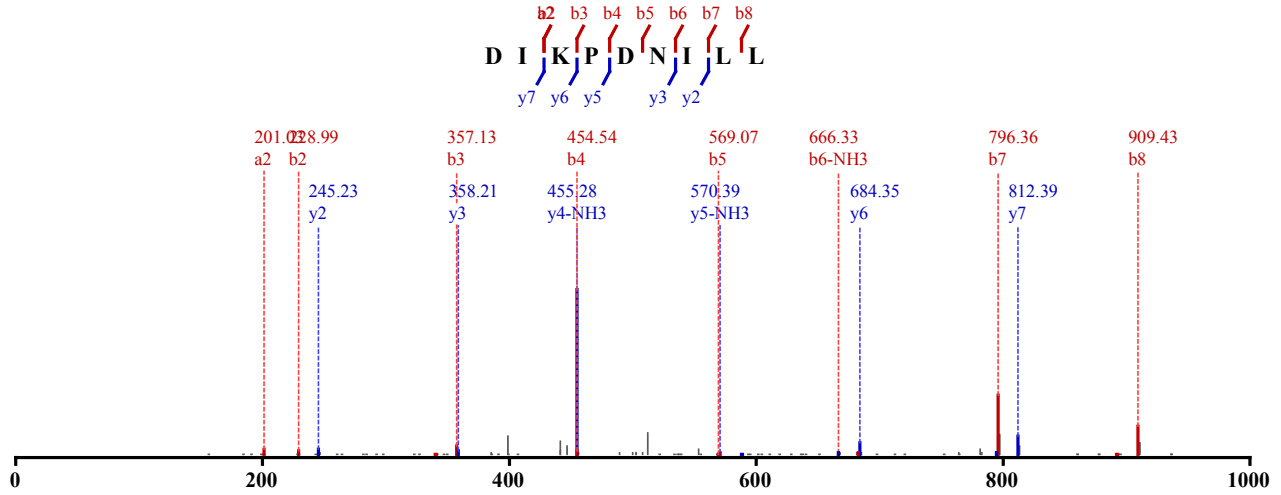
Not Modified
 Identified in MSS483 with qvalue 0.00
 Charge: 2, Exp. m/z: 520.803, Calc. m/z: 520.802
 Data File: HeLa_AspN_pH8_CID_3xload_2, Scans: 32793 - 32793



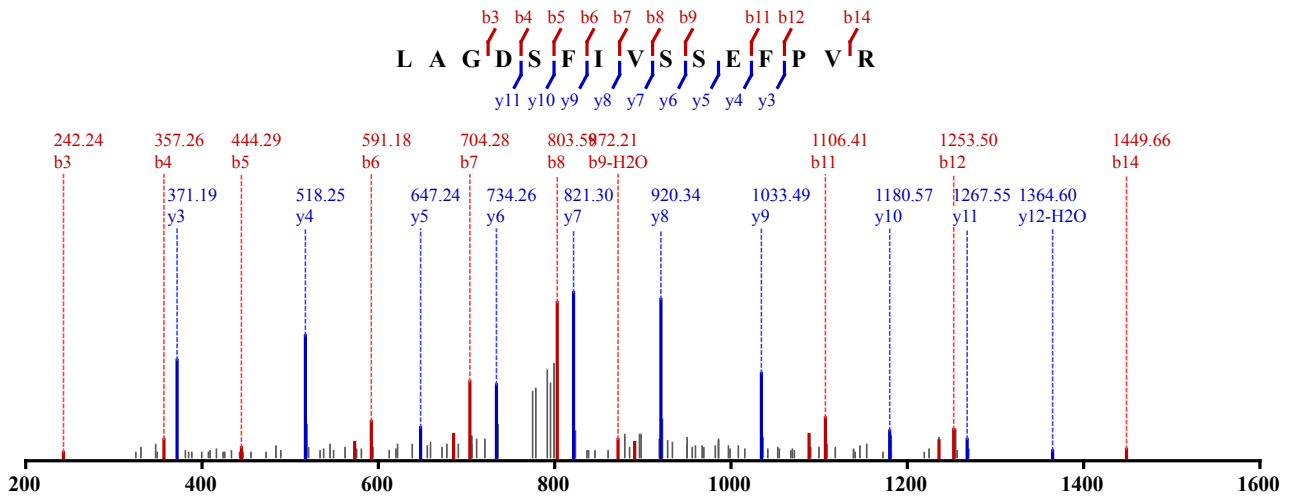
Not Modified
 Identified in MSS483 with qvalue 0.00
 Charge: 2, Exp. m/z: 520.803, Calc. m/z: 520.802
 Data File: HeLa_AspN_pH8_CID_3xload, Scans: 32083 - 32083



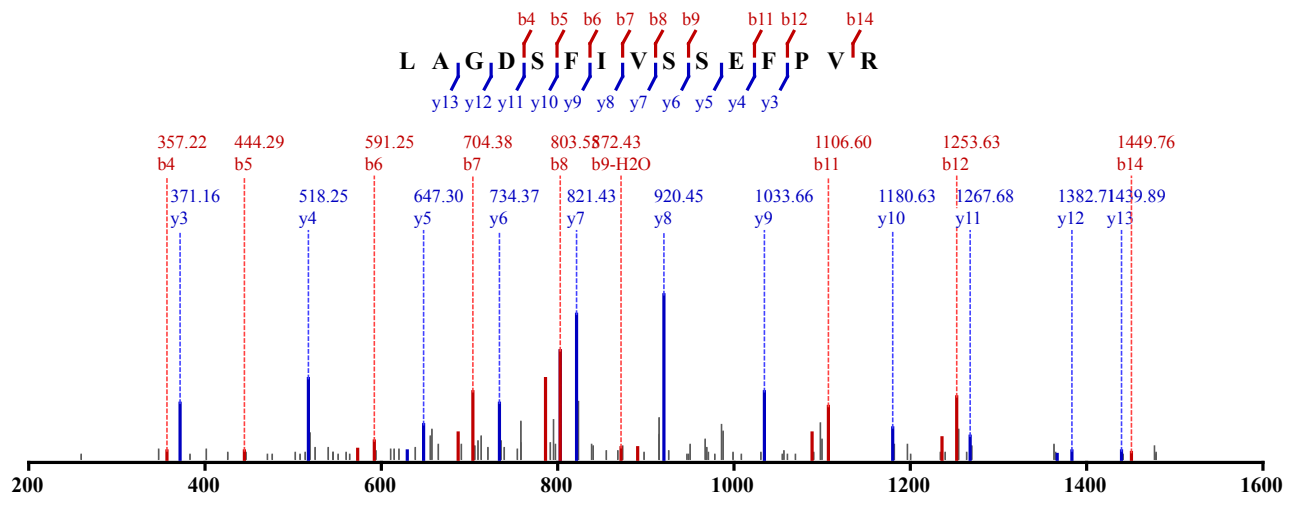
Not Modified
 Identified in MSS483 with qvalue 0.00
 Charge: 2, Exp. m/z: 520.803, Calc. m/z: 520.802
 Data File: HeLa_AspN_pH8_CID_3xload, Scans: 32989 - 32989



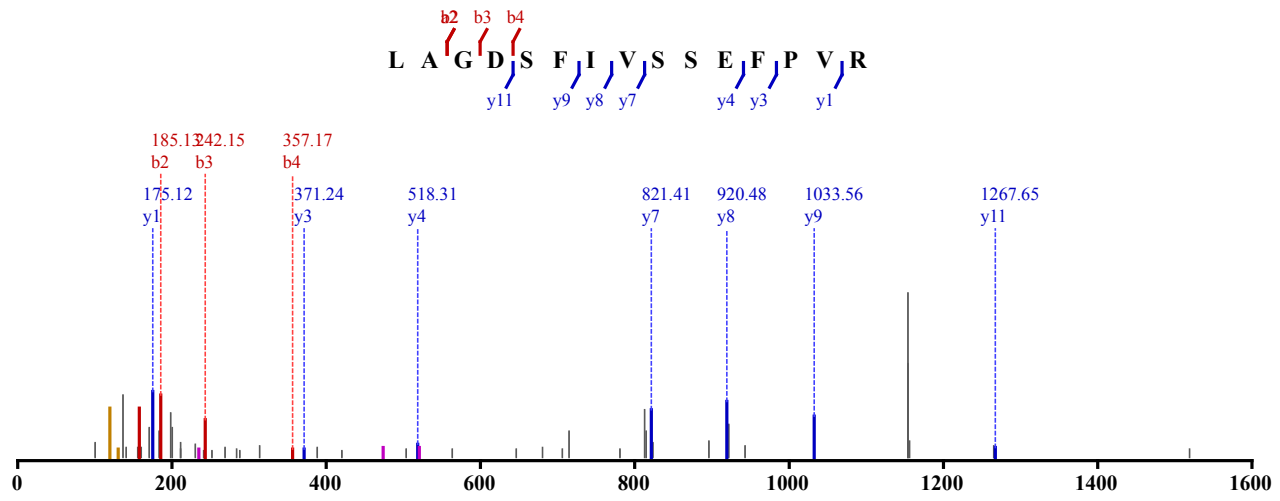
Not Modified
 Identified in MSS480 with qvalue 0.00
 Charge: 2, Exp. m/z: 812.422, Calc. m/z: 812.422
 Data File: HeLa_try_pH5_CID_3xload_2, Scans: 39865 - 39865



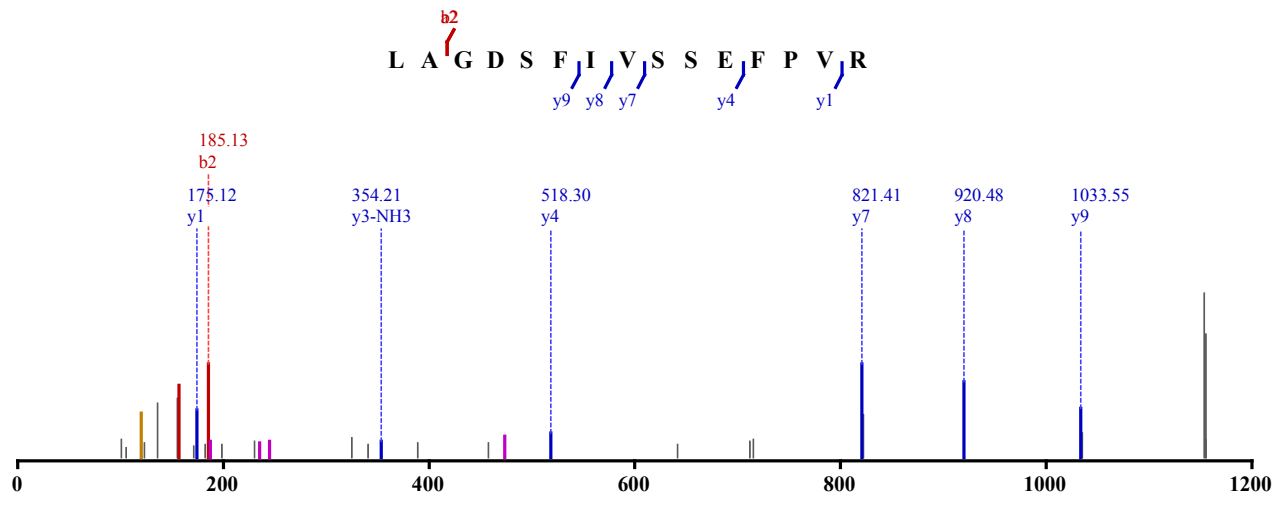
Not Modified
 Identified in MSS480 with qvalue 0.00
 Charge: 2, Exp. m/z: 812.425, Calc. m/z: 812.422
 Data File: HeLa_try_pH5_CID_3xload_3, Scans: 39791 - 39791



Not Modified
 Identified in MSS484 with qvalue 0.00
 Charge: 2, Exp. m/z: 812.423, Calc. m/z: 812.422
 Data File: HeLa_Try_pH6_HCD_1, Scans: 55663 - 55663

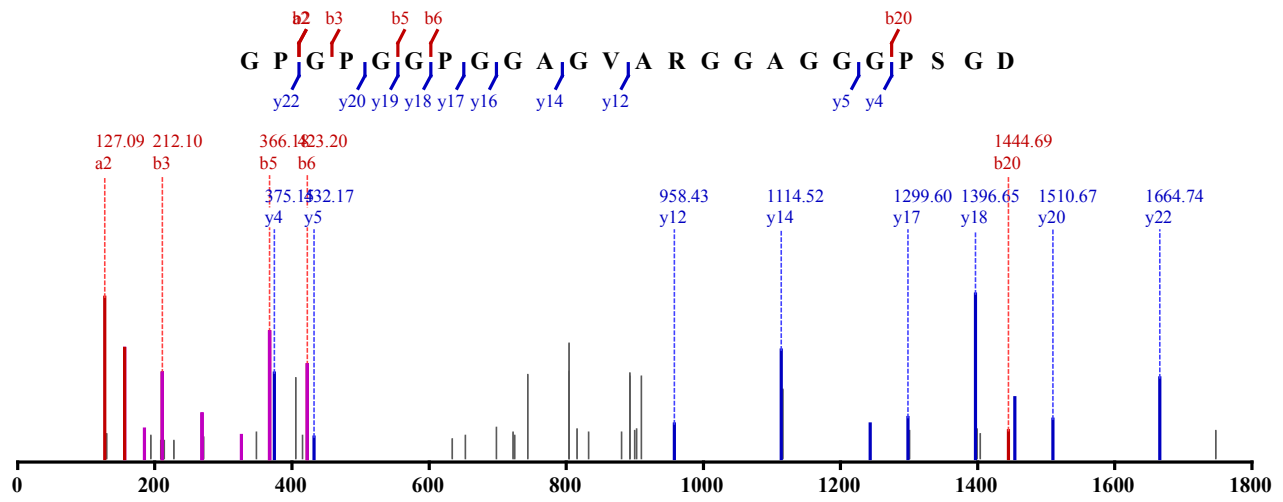


Not Modified
 Identified in MSS484 with qvalue 0.00
 Charge: 2, Exp. m/z: 812.421, Calc. m/z: 812.422
 Data File: HeLa_Try_pH5_HCD_1, Scans: 53846 - 53846



Not Modified
 Identified in MSS485 with qvalue 0.00
 Charge: 2, Exp. m/z: 909.924, Calc. m/z: 909.922

Data File: HeLa_LysC_pH11_HCD_3, Scans: 23061 - 23061

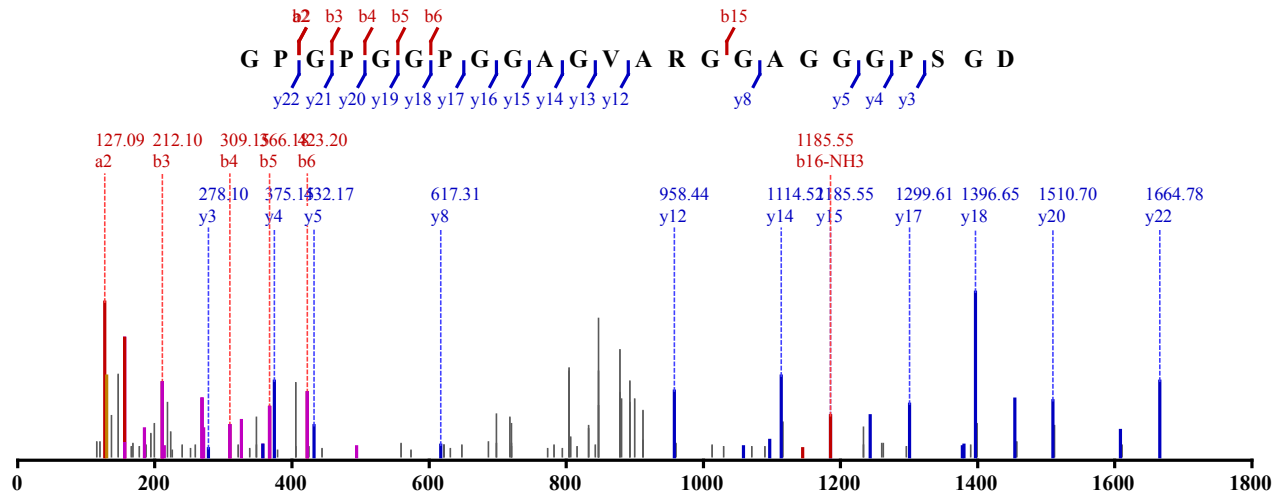


Not Modified

Identified in MSS485 with qvalue 0.00

Charge: 2, Exp. m/z: 909.922, Calc. m/z: 909.927

Data File: HeLa_LysC_pH11_HCD_1, Scans: 24652 - 24652

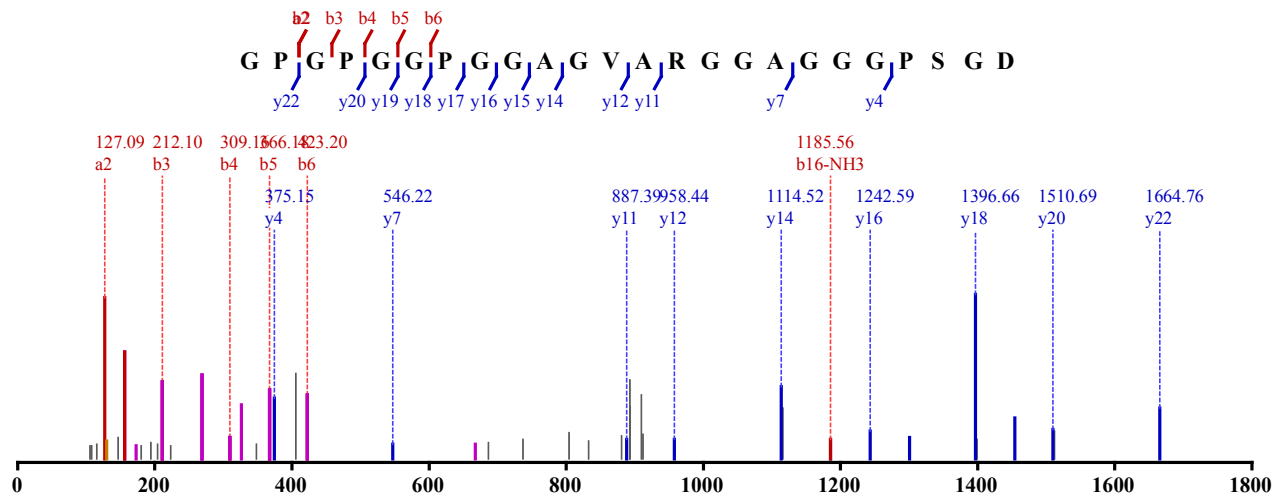


Not Modified

Identified in MSS485 with qvalue 0.00

Charge: 2, Exp. m/z: 909.928, Calc. m/z: 909.927

Data File: HeLa_LysC_pH11_HCD_2, Scans: 23655 - 23655



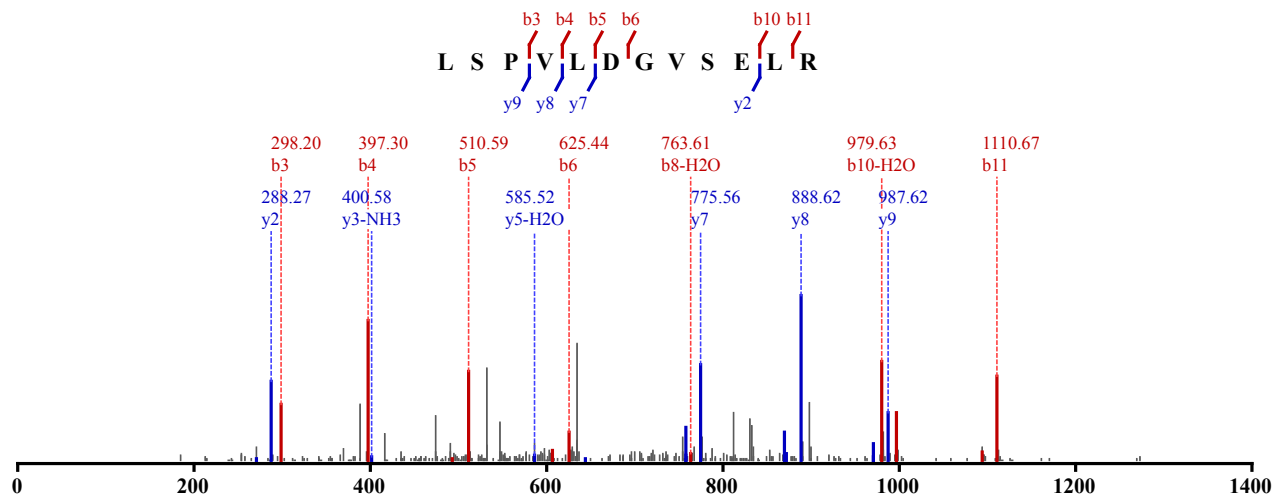
Not Modified

Not Modified

Identified in MSS113 with qvalue 0.00

Charge: 2, Exp. m/z: 642.862, Calc. m/z: 642.862

Data File: HeLa_try_CID_1, Scans: 46818 - 46818

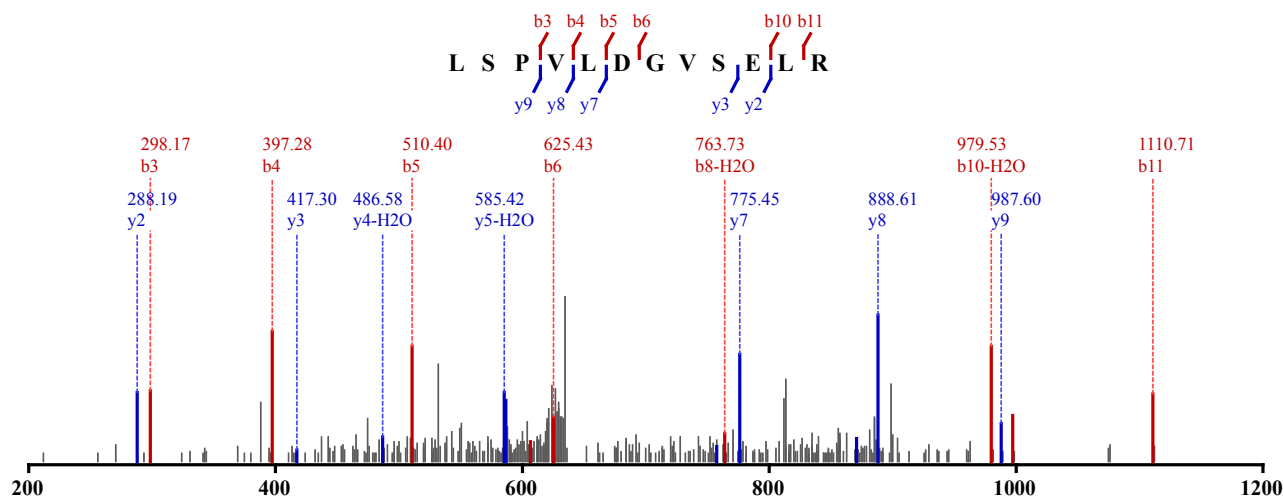


Not Modified

Identified in MSS113 with qvalue 0.00

Charge: 2, Exp. m/z: 642.862, Calc. m/z: 642.862

Data File: HeLa_try_CID_3, Scans: 48483 - 48483

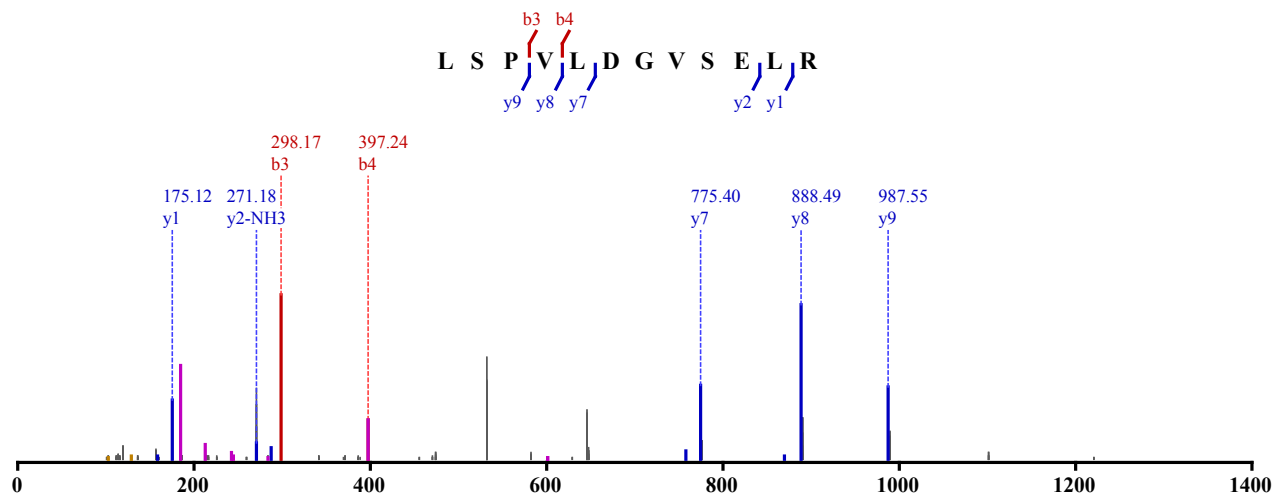


Not Modified

Identified in MSS122 with qvalue 0.00

Charge: 2, Exp. m/z: 642.862, Calc. m/z: 642.862

Data File: HeLa_try_HCD_2, Scans: 49403 - 49403

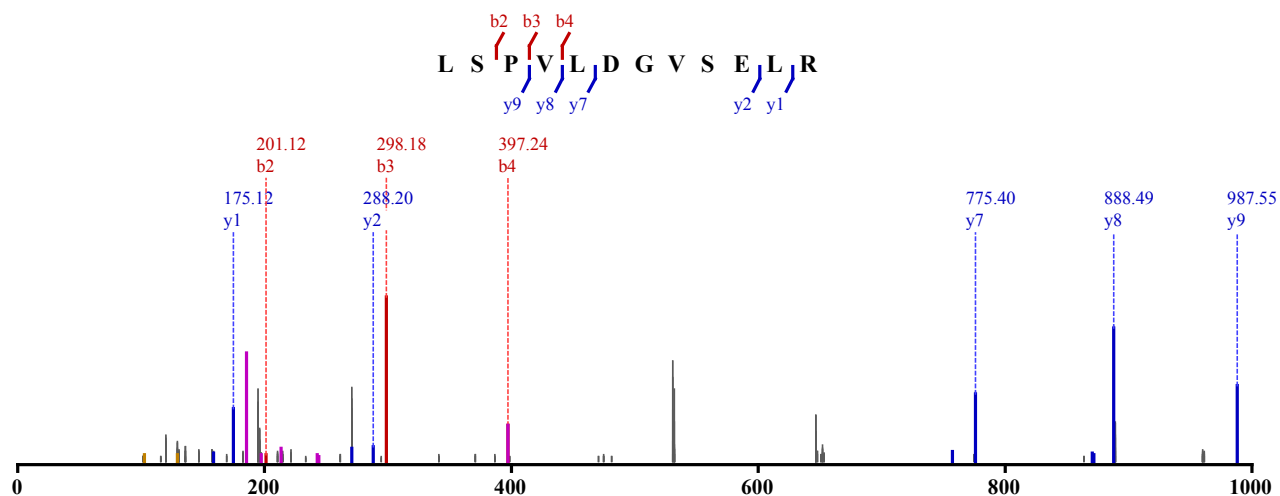


Not Modified

Identified in MSS122 with qvalue 0.00

Charge: 2, Exp. m/z: 642.860, Calc. m/z: 642.862

Data File: HeLa_try_HCD_1, Scans: 48299 - 48299

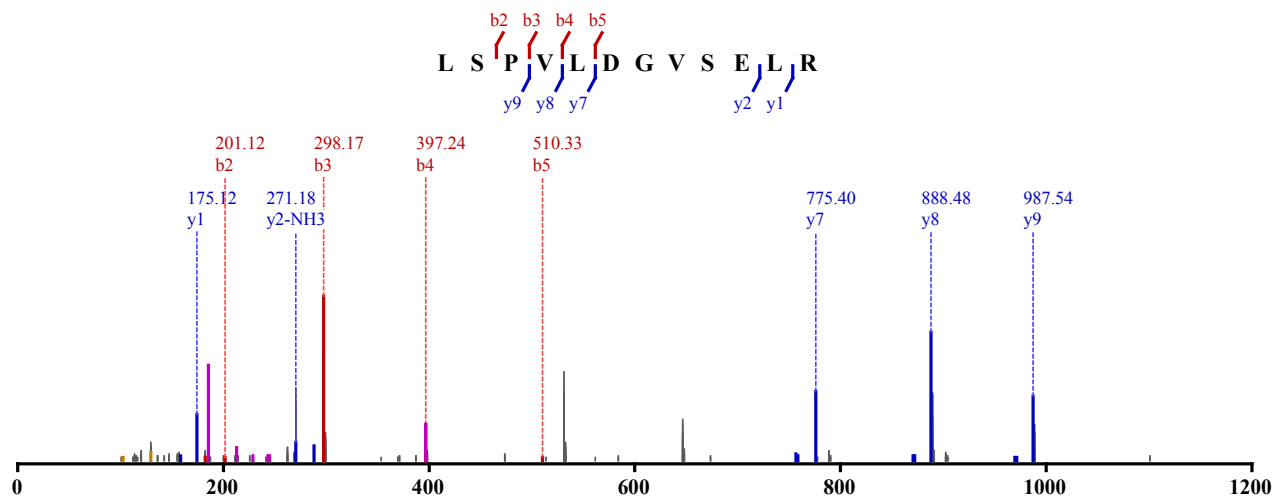


Not Modified

Identified in MSS122 with qvalue 0.00

Charge: 2, Exp. m/z: 642.860, Calc. m/z: 642.862

Data File: HeLa_try_HCD_3, Scans: 48057 - 48057

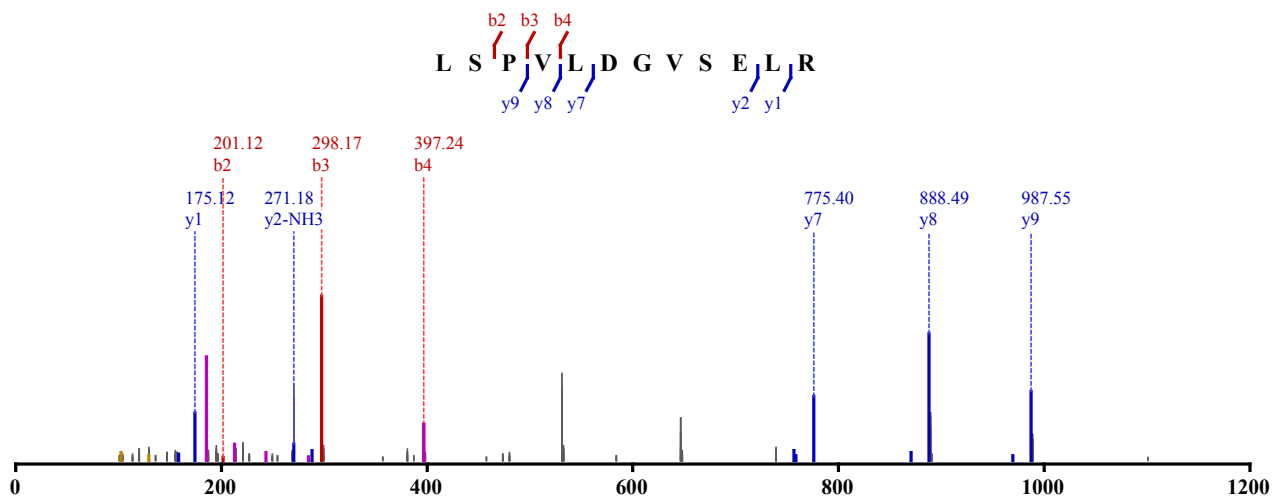


Not Modified

Identified in MSS130 with qvalue 0.00

Charge: 2, Exp. m/z: 642.862, Calc. m/z: 642.862

Data File: HeLa_LysC-try_HCD_1, Scans: 43781 - 43781

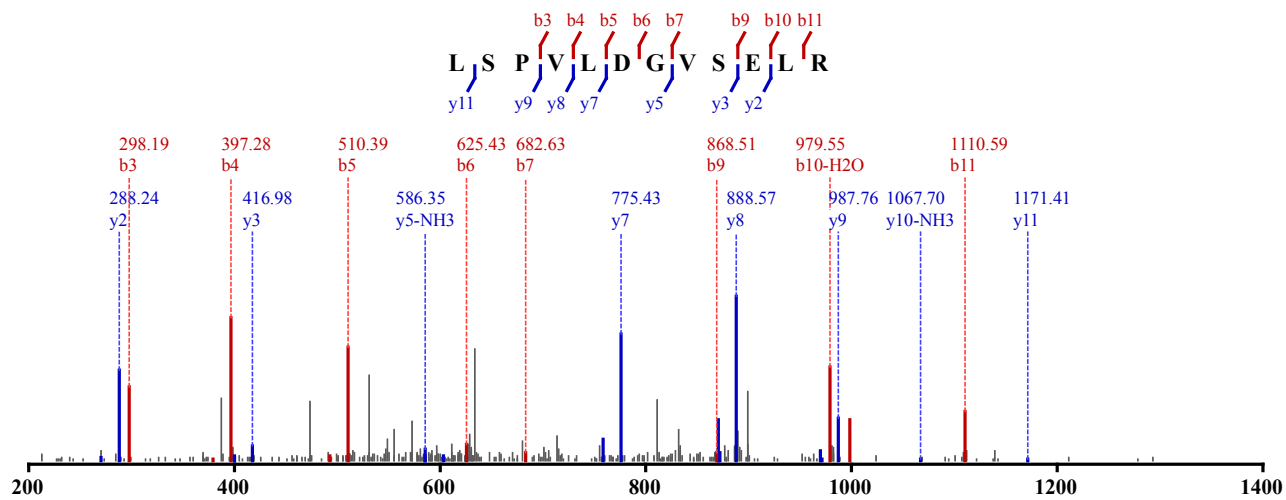


Not Modified

Identified in MSS241 with qvalue 0.00

Charge: 2, Exp. m/z: 642.862, Calc. m/z: 642.862

Data File: HeLa_try_CID-ETD_1, Scans: 32767 - 32767

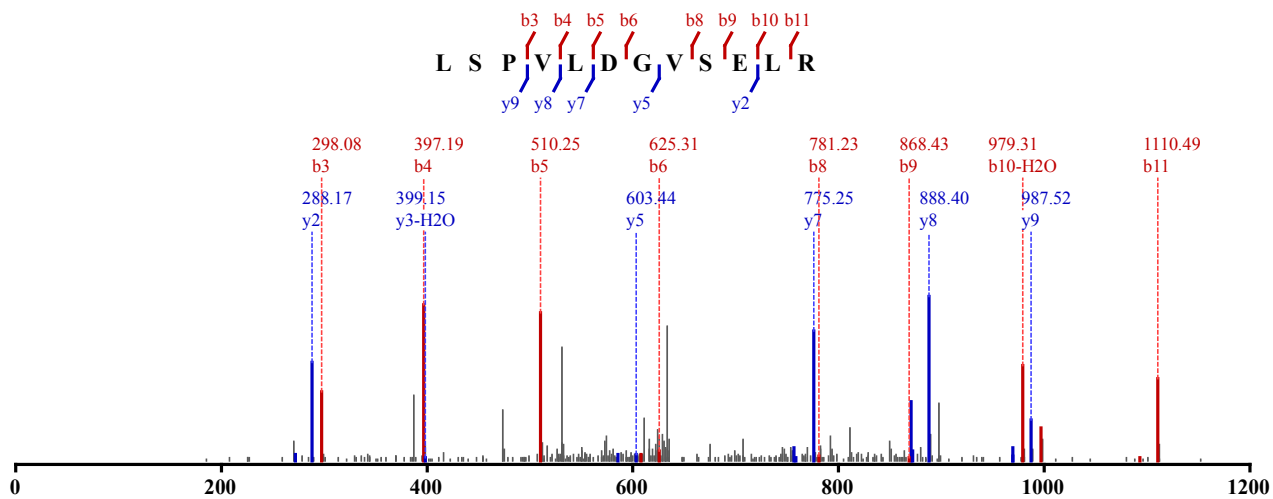


Not Modified

Identified in MSS241 with qvalue 0.00

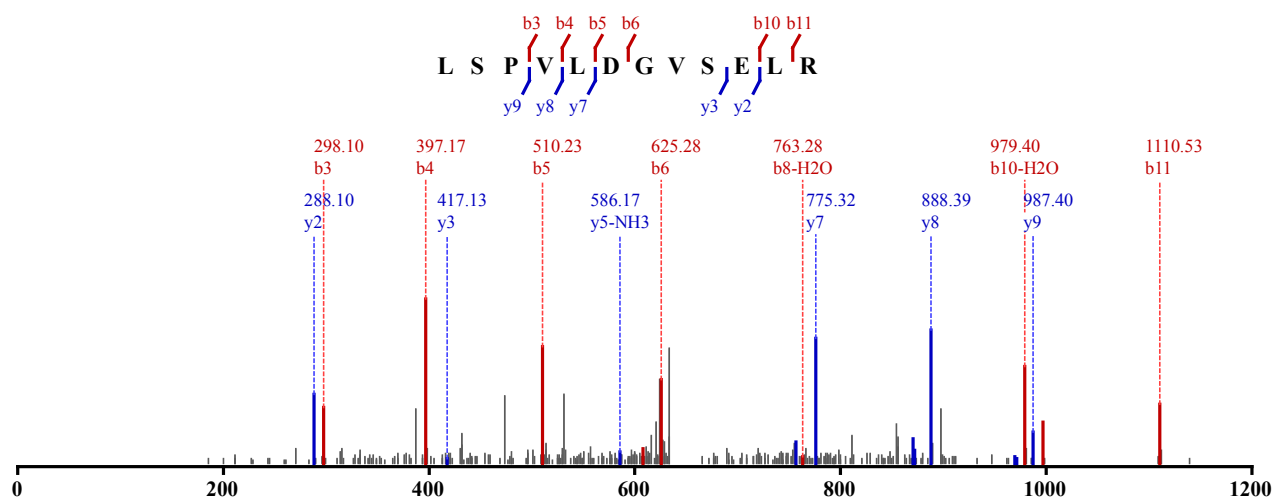
Charge: 2, Exp. m/z: 642.862, Calc. m/z: 642.862

Data File: HeLa_try_CID-ETD_2, Scans: 29807 - 29807

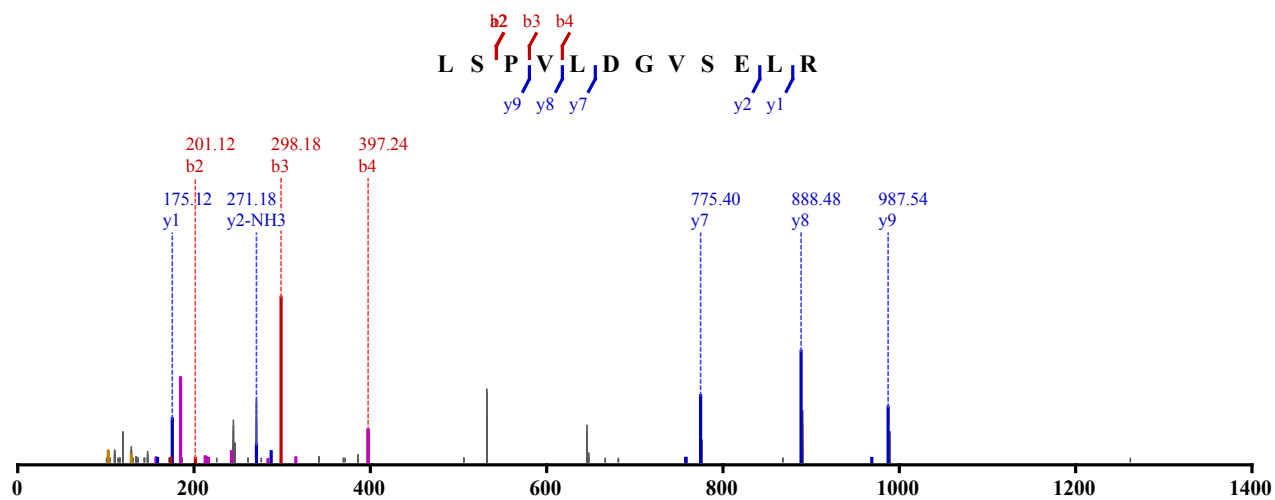


Not Modified

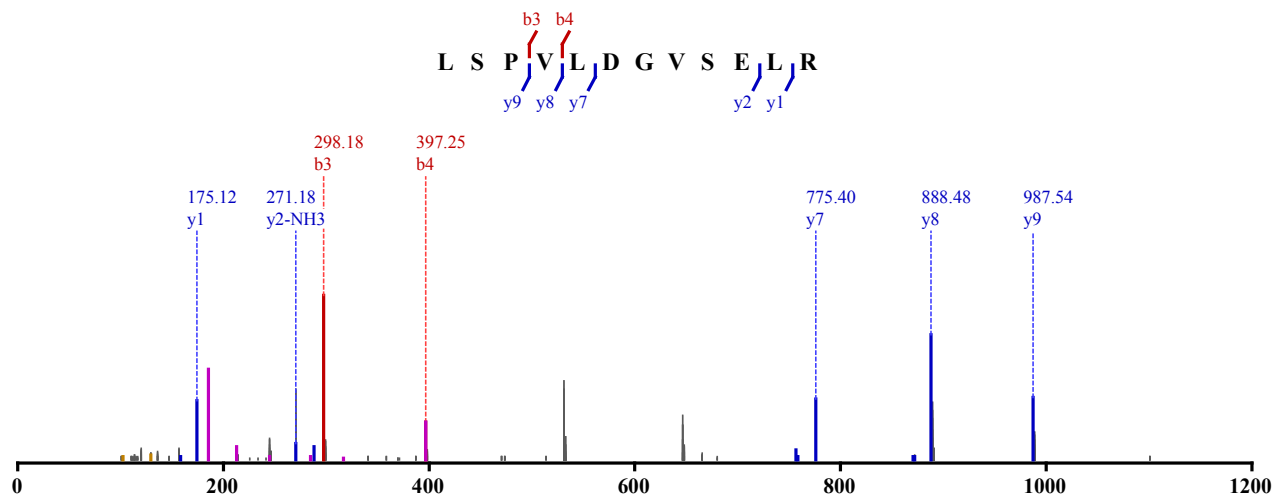
Identified in MSS241 with qvalue 0.00
 Charge: 2, Exp. m/z: 642.862, Calc. m/z: 642.862
 Data File: HeLa_Try_CID-ETD_3, Scans: 27704 - 27704



Not Modified
 Identified in MSS275 with qvalue 0.00
 Charge: 2, Exp. m/z: 642.863, Calc. m/z: 642.862
 Data File: HeLa_ArgC-LysC_HCD_1, Scans: 41391 - 41391



Not Modified
 Identified in MSS275 with qvalue 0.01
 Charge: 2, Exp. m/z: 642.861, Calc. m/z: 642.862
 Data File: HeLa_ArgC-LysC_HCD_2, Scans: 42157 - 42157

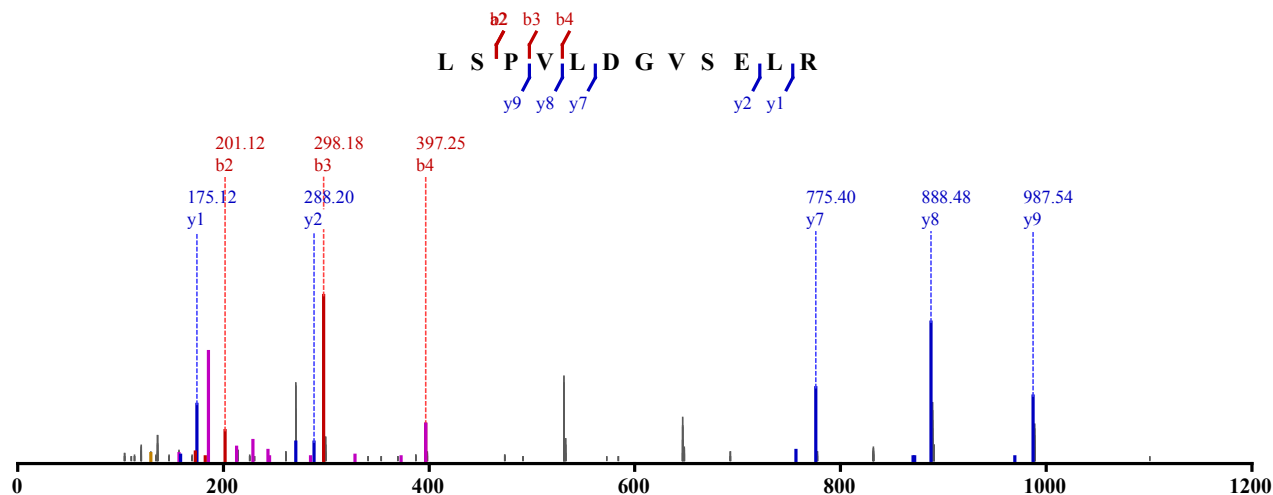


Not Modified

Identified in MSS275 with qvalue 0.00

Charge: 2, Exp. m/z: 642.862, Calc. m/z: 642.862

Data File: HeLa_ArgC-LysC_HCD_3, Scans: 40710 - 40710

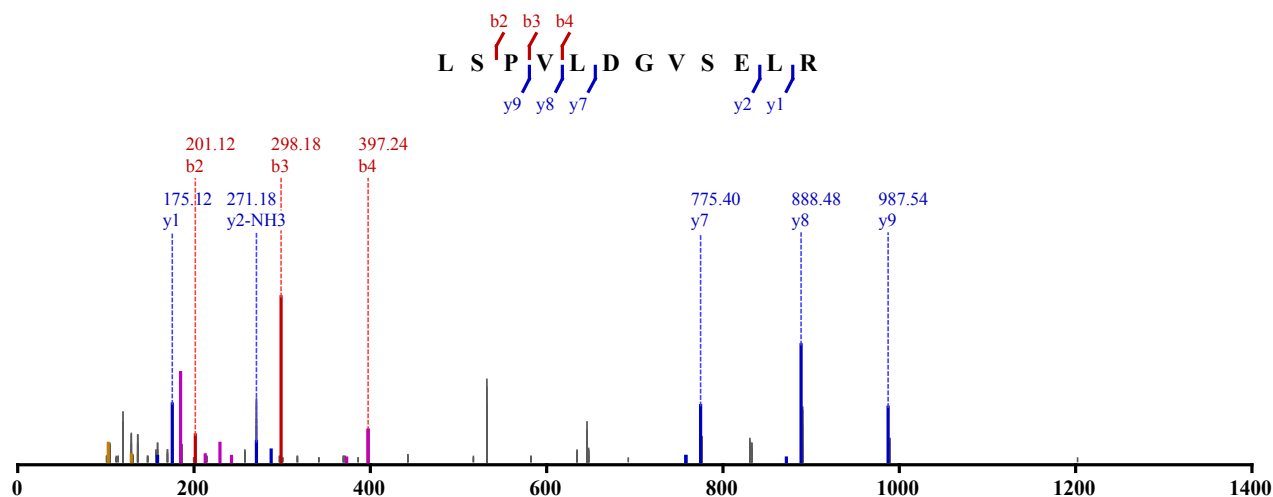


Not Modified

Identified in MSS301 with qvalue 0.00

Charge: 2, Exp. m/z: 642.861, Calc. m/z: 642.862

Data File: HeLa_ArgC-Try_HCD_3, Scans: 41213 - 41213

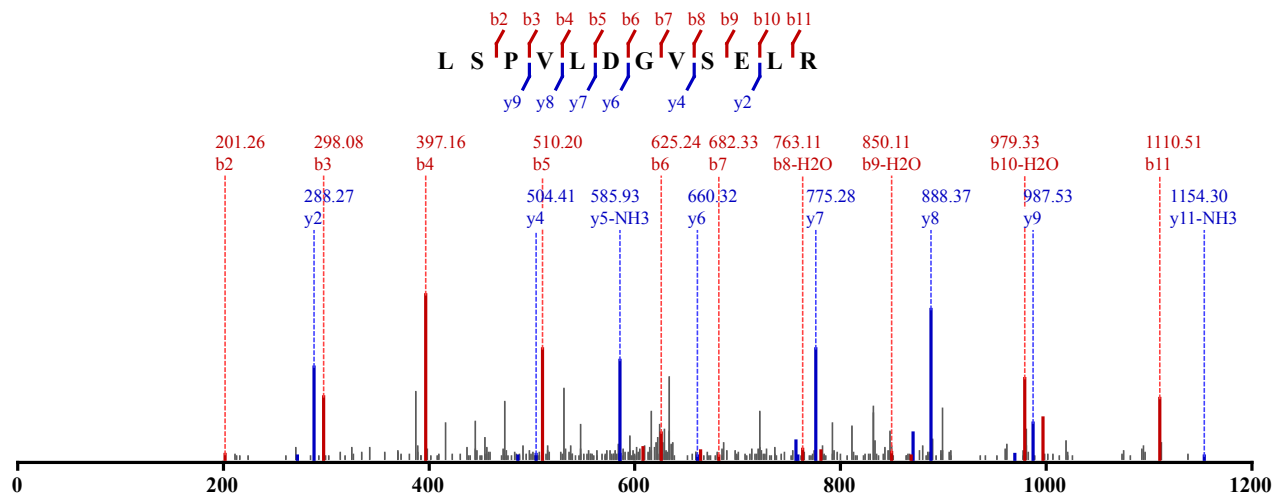


Not Modified

Identified in MSS434 with qvalue 0.00

Charge: 2, Exp. m/z: 642.862, Calc. m/z: 642.862

Data File: HeLa_LysC-try_CID-ETD_2, Scans: 29617 - 29617

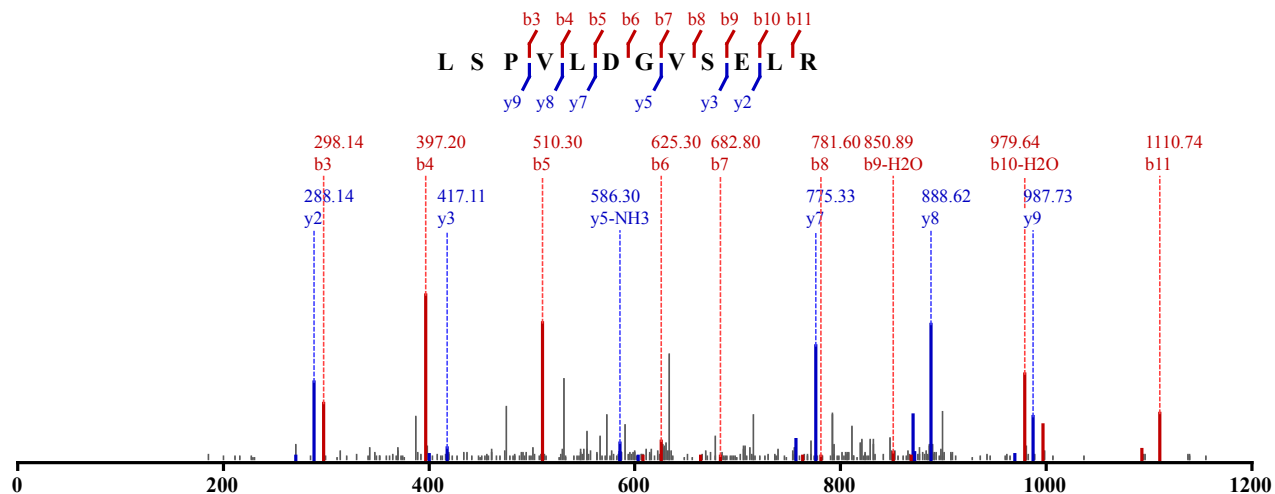


Not Modified

Identified in MSS434 with qvalue 0.00

Charge: 2, Exp. m/z: 642.862, Calc. m/z: 642.862

Data File: HeLa_LysC-try_CID-ETD_1, Scans: 32632 - 32632

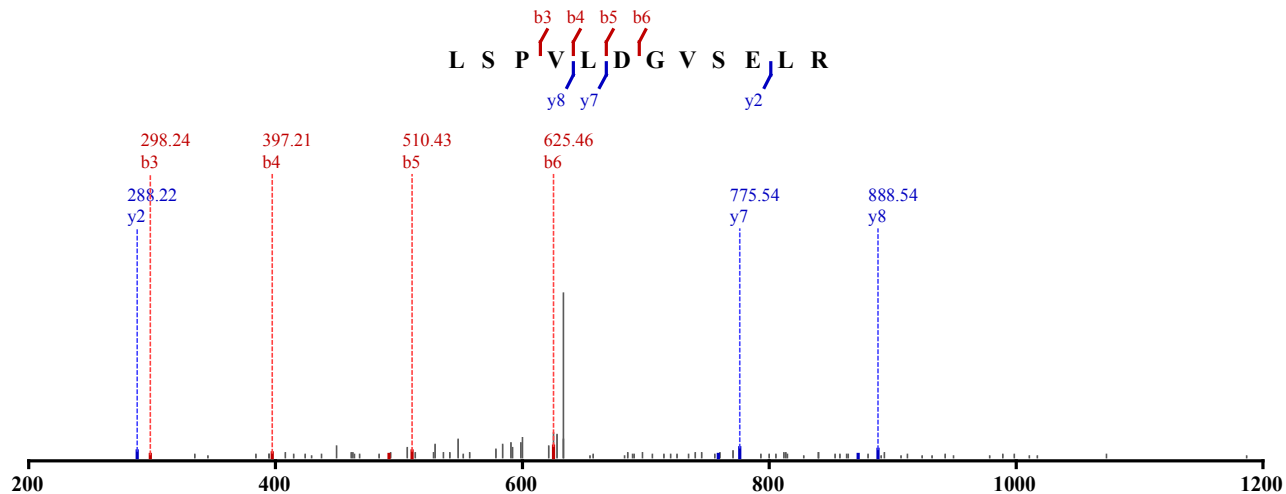


Not Modified

Identified in MSS480 with qvalue 0.00

Charge: 2, Exp. m/z: 642.861, Calc. m/z: 642.862

Data File: HeLa_try_pH11_CID_3xload_2, Scans: 61319 - 61319

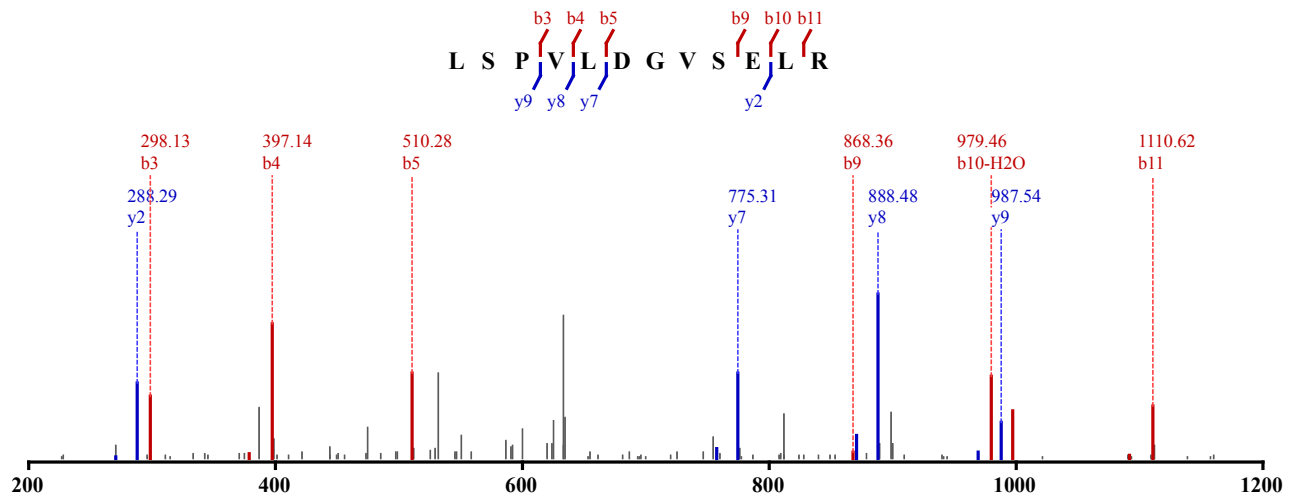


Not Modified

Identified in MSS480 with qvalue 0.00

Charge: 2, Exp. m/z: 642.862, Calc. m/z: 642.862

Data File: HeLa_try_pH11_CID_3xload, Scans: 55287 - 55287

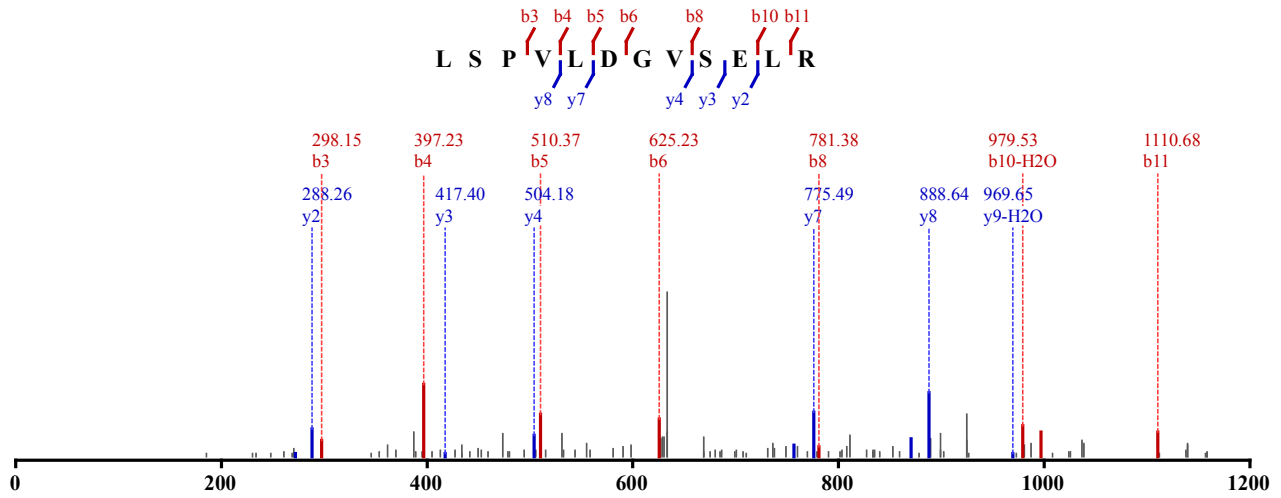


Not Modified

Identified in MSS480 with qvalue 0.00

Charge: 2, Exp. m/z: 642.861, Calc. m/z: 642.862

Data File: HeLa_try_pH8_CID_3xload_2, Scans: 54046 - 54046

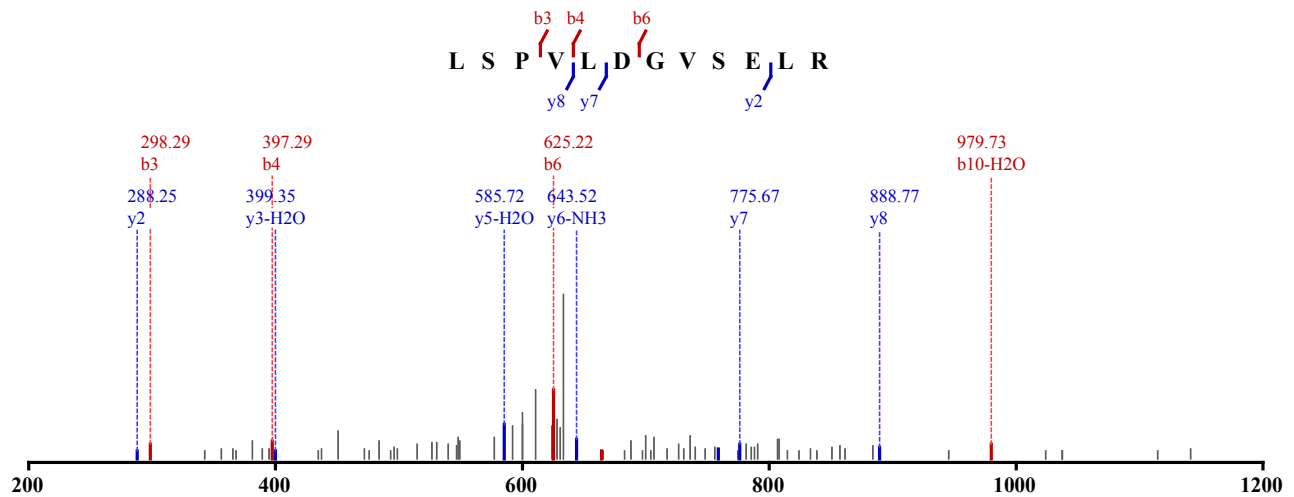


Not Modified

Identified in MSS480 with qvalue 0.00

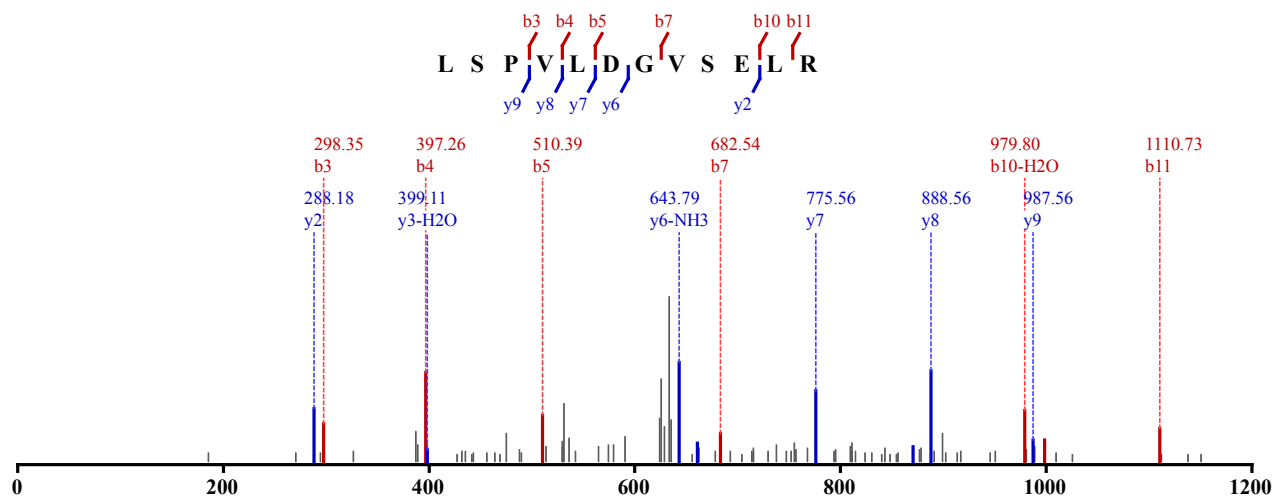
Charge: 2, Exp. m/z: 642.862, Calc. m/z: 642.862

Data File: HeLa_try_pH8_CID_3xload_2, Scans: 54206 - 54206

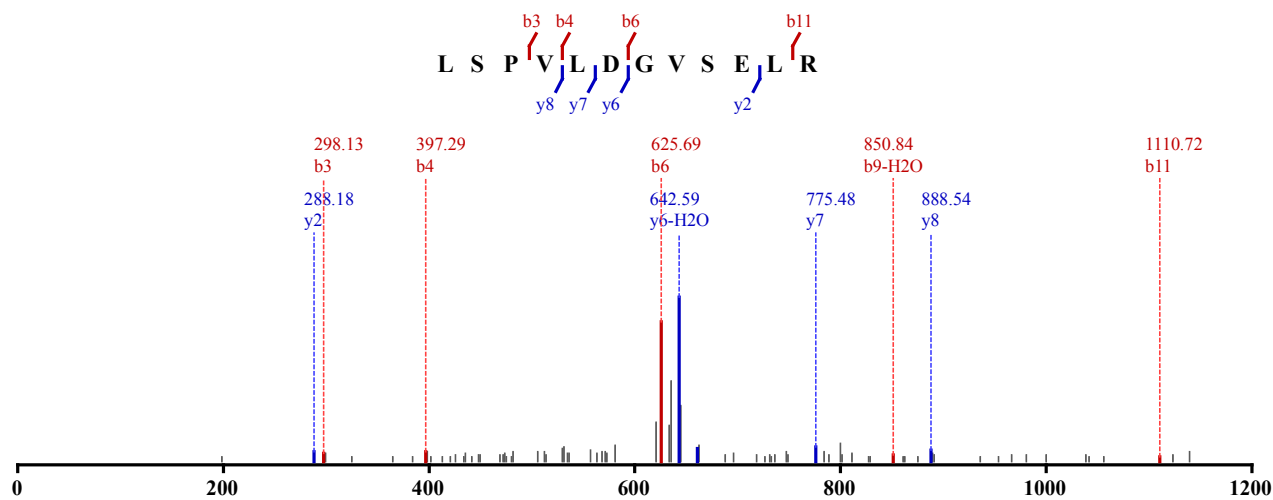


Not Modified

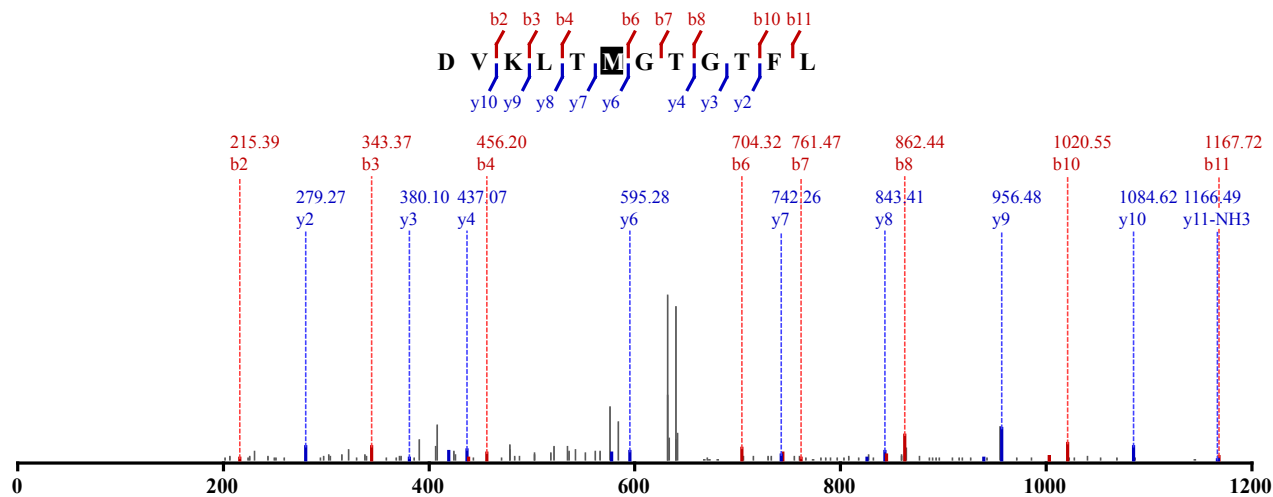
Identified in MSS480 with qvalue 0.00
 Charge: 2, Exp. m/z: 642.862, Calc. m/z: 642.862
 Data File: HeLa_try_pH8_CID_3xload, Scans: 48807 - 48807

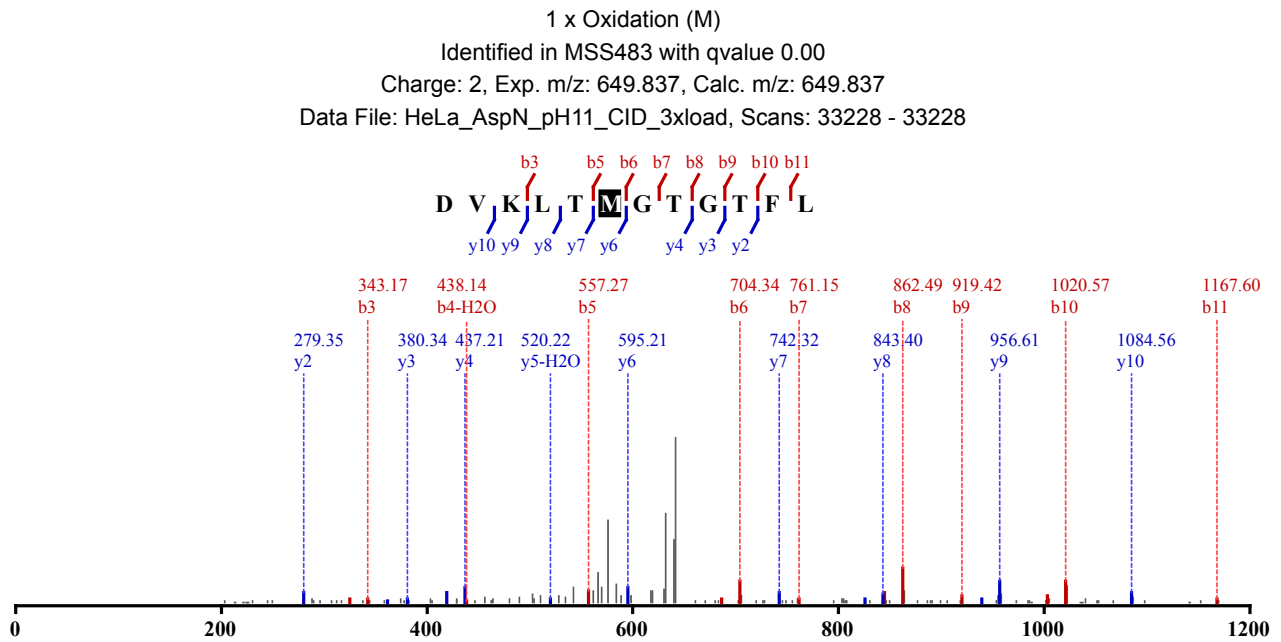
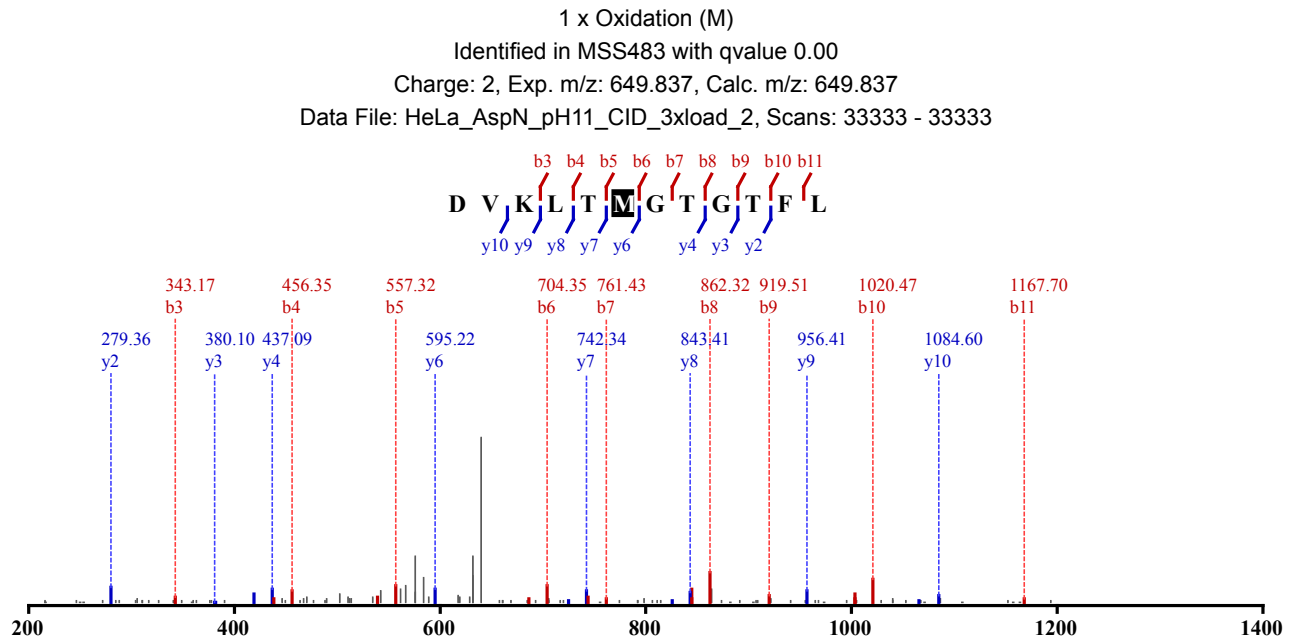


Not Modified
 Identified in MSS480 with qvalue 0.01
 Charge: 2, Exp. m/z: 643.364, Calc. m/z: 642.862
 Data File: HeLa_try_pH8_CID_3xload, Scans: 49019 - 49019

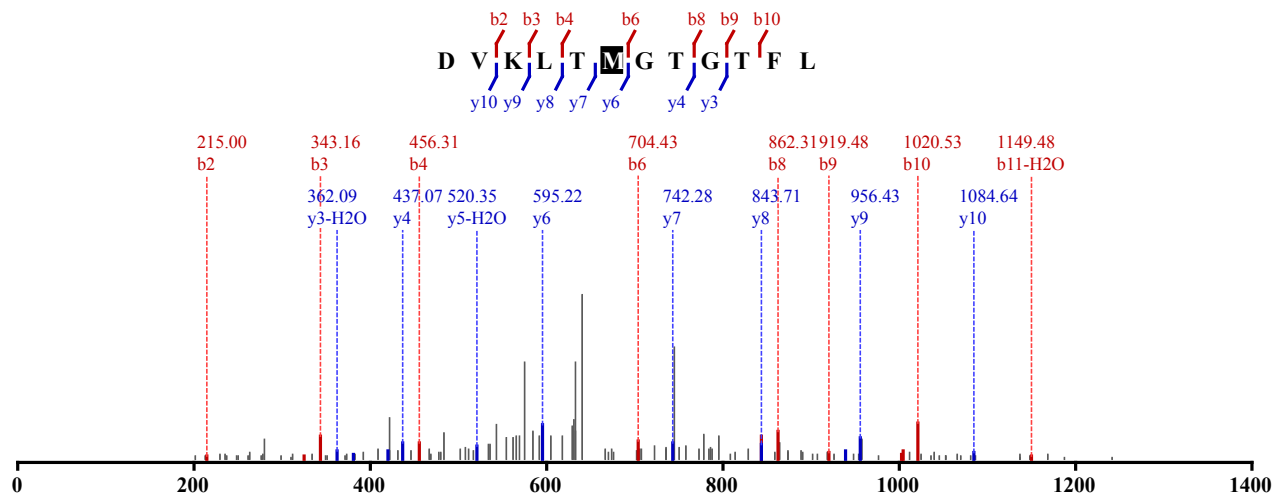


1 x Oxidation (M)
 Identified in MSS483 with qvalue 0.00
 Charge: 2, Exp. m/z: 649.837, Calc. m/z: 649.837
 Data File: HeLa_AspN_pH11_CID_3xload, Scans: 33159 - 33159





1 x Oxidation (M)
 Identified in MSS483 with qvalue 0.00
 Charge: 2, Exp. m/z: 649.838, Calc. m/z: 649.837
 Data File: HeLa_AspN_pH8_CID_3xload, Scans: 30316 - 30316

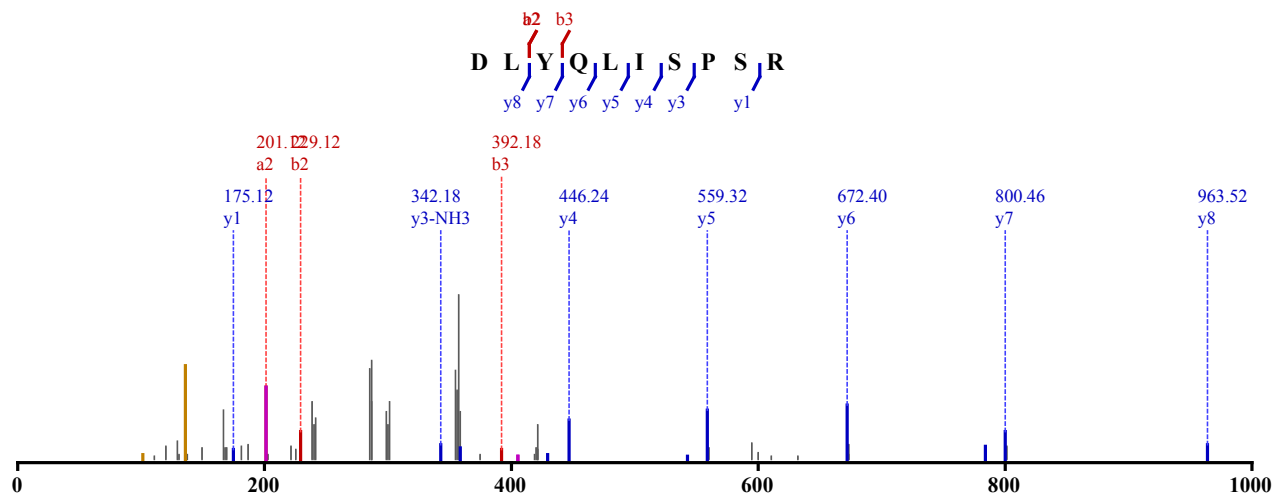


Not Modified

Identified in MSS479 with qvalue 0.00

Charge: 2, Exp. m/z: 596.323, Calc. m/z: 596.322

Data File: HeLa_AspN_pH6_HCD_1, Scans: 41285 - 41285

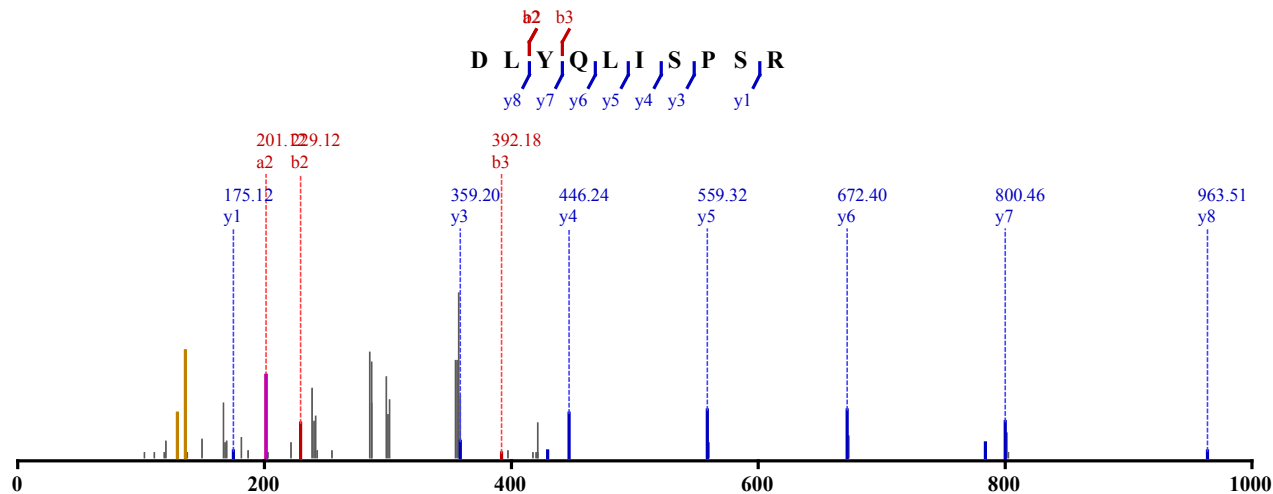


Not Modified

Identified in MSS479 with qvalue 0.00

Charge: 2, Exp. m/z: 596.323, Calc. m/z: 596.322

Data File: HeLa_AspN_pH6_HCD_3, Scans: 39635 - 39635

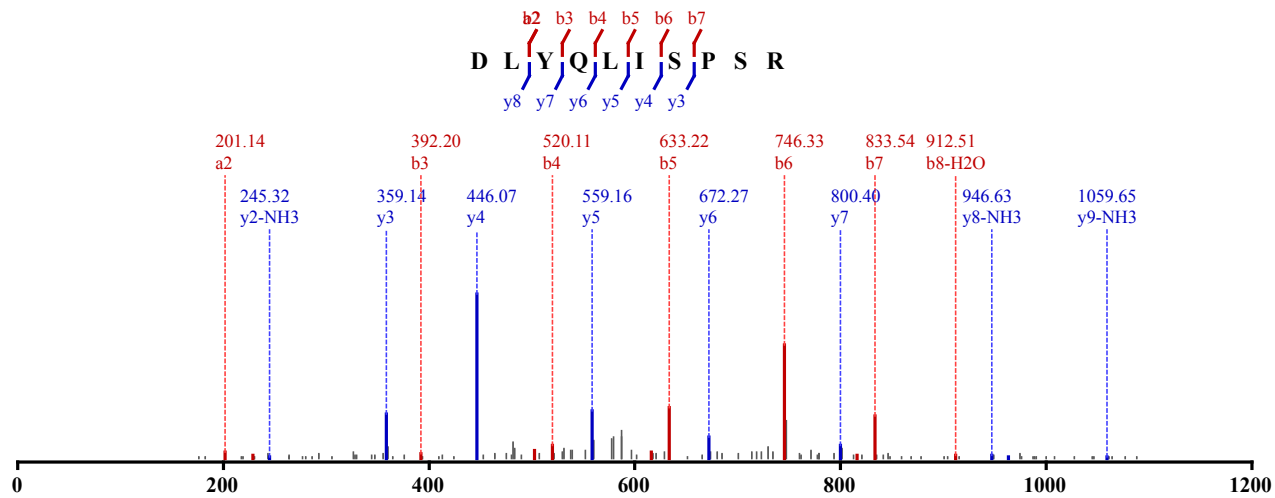


Not Modified

Identified in MSS483 with qvalue 0.00

Charge: 2, Exp. m/z: 596.323, Calc. m/z: 596.322

Data File: HeLa_AspN_pH8_CID_3xload_2, Scans: 31906 - 31906

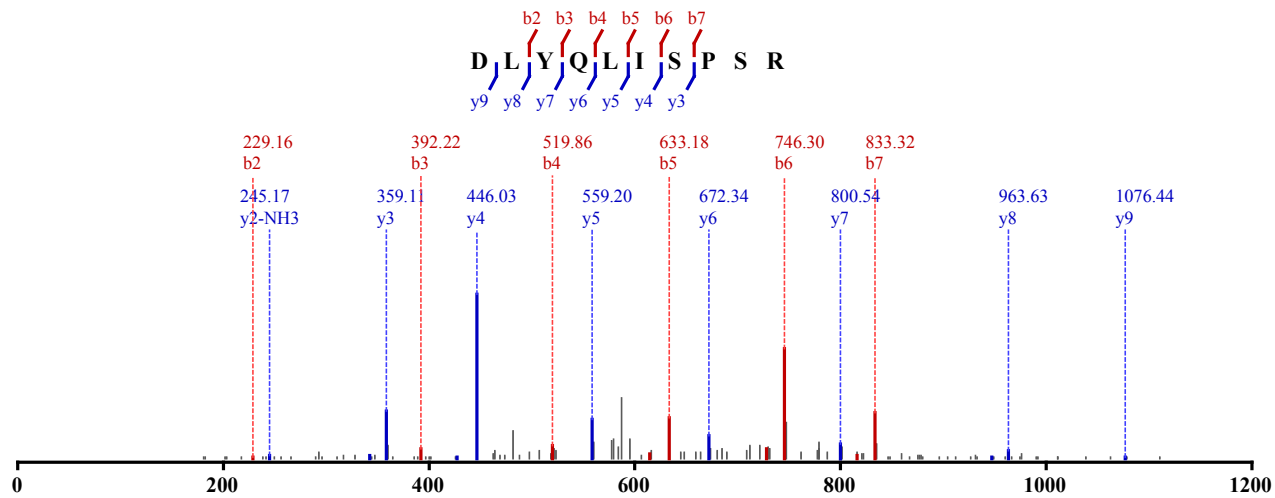


Not Modified

Identified in MSS483 with qvalue 0.00

Charge: 2, Exp. m/z: 596.322, Calc. m/z: 596.322

Data File: HeLa_AspN_pH8_CID_3xload, Scans: 32113 - 32113

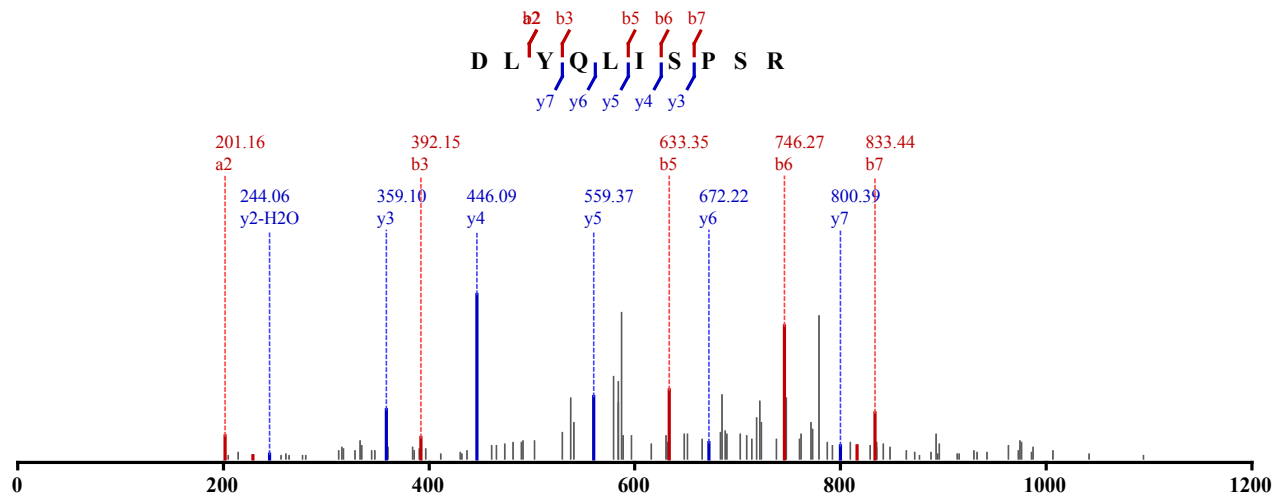


Not Modified

Identified in MSS483 with qvalue 0.00

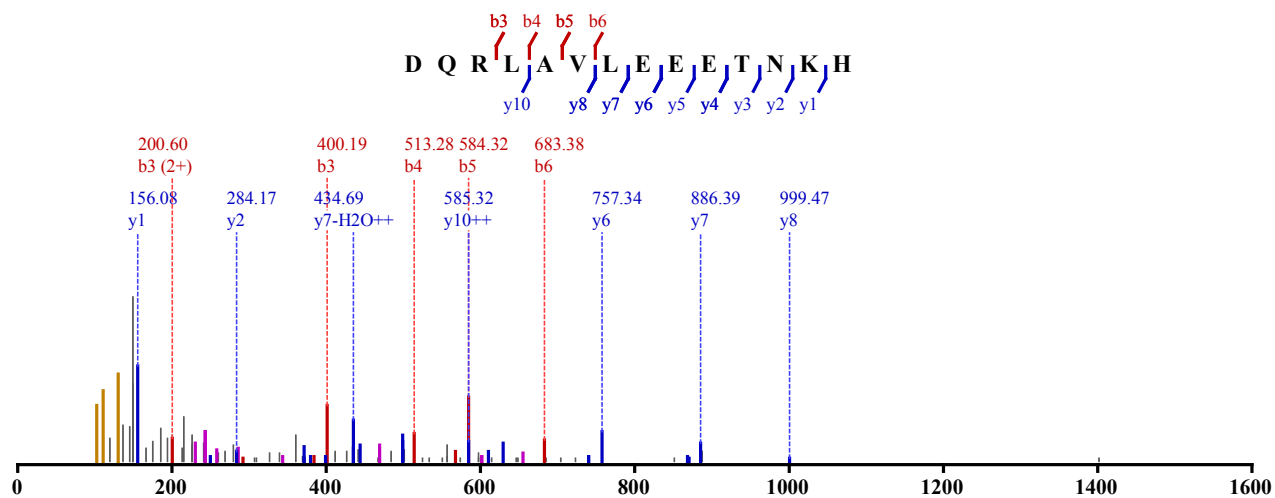
Charge: 2, Exp. m/z: 596.322, Calc. m/z: 596.322

Data File: HeLa_AspN_pH8_CID_3xload, Scans: 32187 - 32187

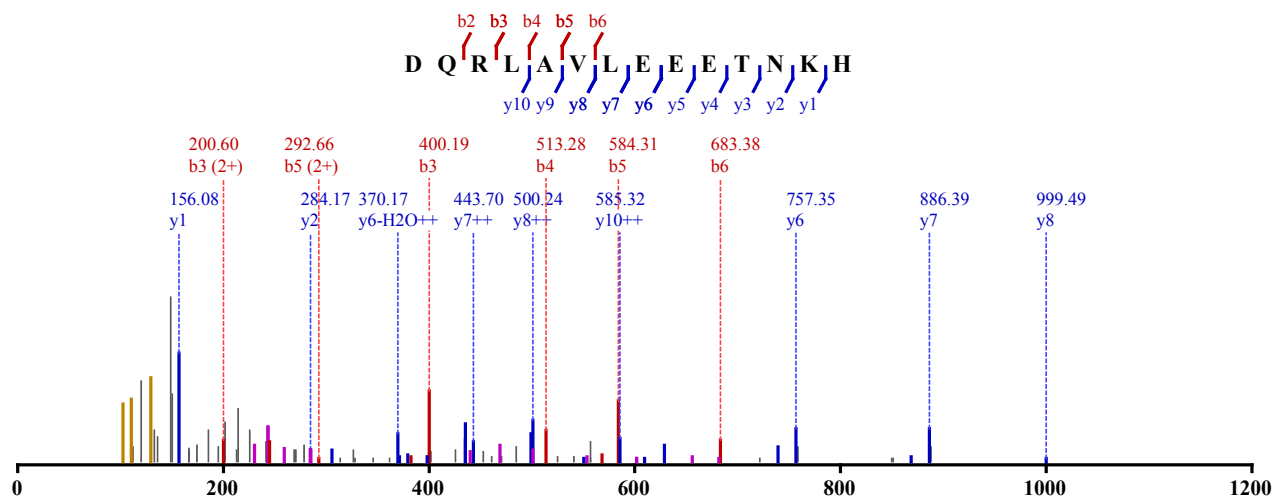


Not Modified

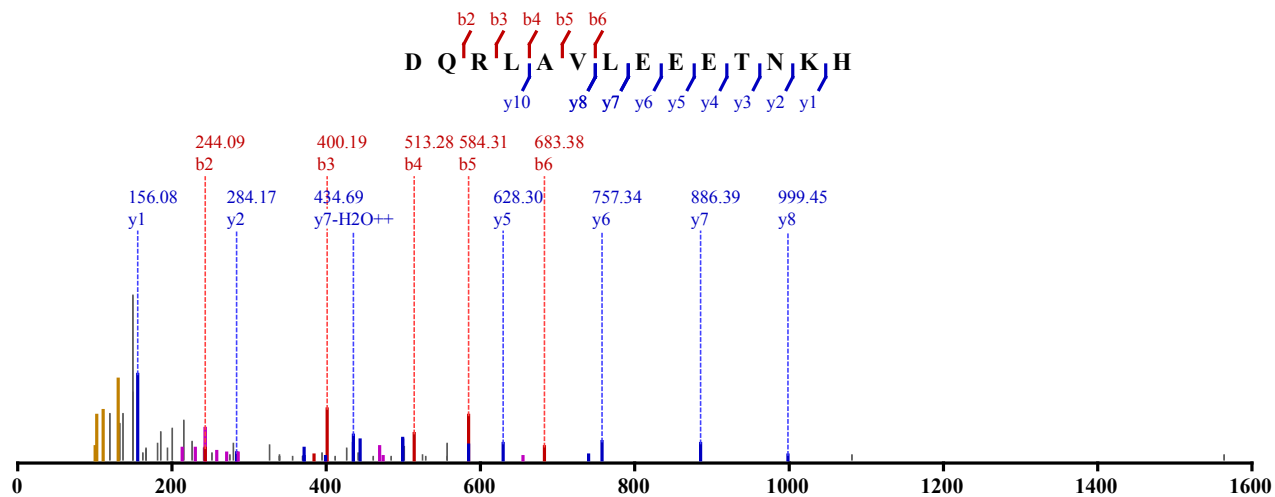
Identified in MSS479 with qvalue 0.00
 Charge: 4, Exp. m/z: 421.218, Calc. m/z: 421.217
 Data File: HeLa_AspN_pH6_HCD_1, Scans: 19907 - 19907



Not Modified
 Identified in MSS479 with qvalue 0.00
 Charge: 4, Exp. m/z: 421.218, Calc. m/z: 421.217
 Data File: HeLa_AspN_pH6_HCD_2, Scans: 19137 - 19137



Not Modified
 Identified in MSS479 with qvalue 0.00
 Charge: 4, Exp. m/z: 421.218, Calc. m/z: 421.217
 Data File: HeLa_AspN_pH6_HCD_3, Scans: 18774 - 18774

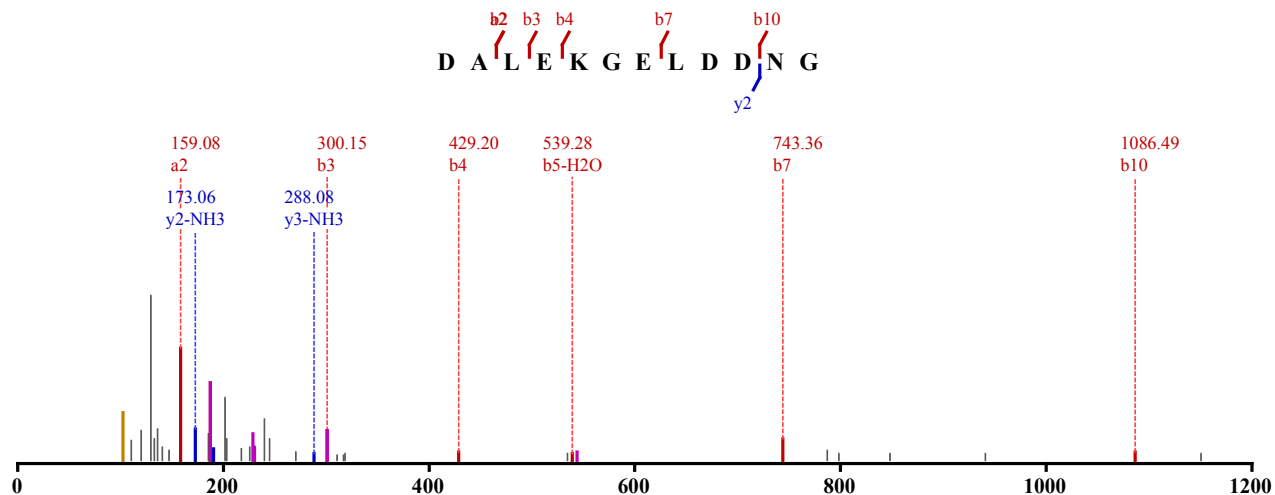


Not Modified

Identified in MSS479 with qvalue 0.00

Charge: 2, Exp. m/z: 638.290, Calc. m/z: 638.287

Data File: HeLa_AspN_pH3_HCD_1, Scans: 16105 - 16105

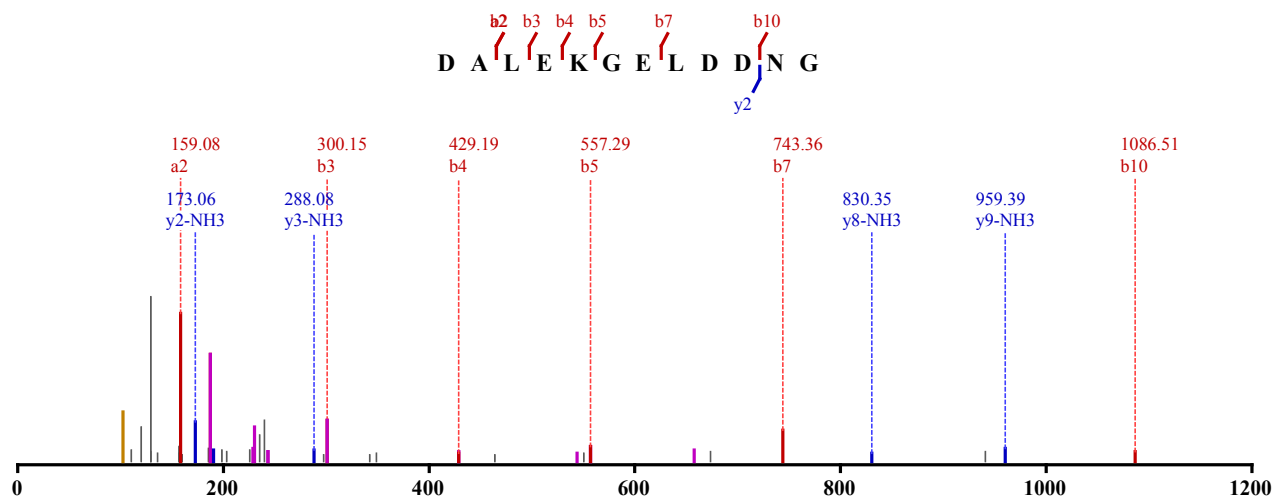


Not Modified

Identified in MSS479 with qvalue 0.00

Charge: 2, Exp. m/z: 638.288, Calc. m/z: 638.287

Data File: HeLa_AspN_pH3_HCD_3, Scans: 15265 - 15265

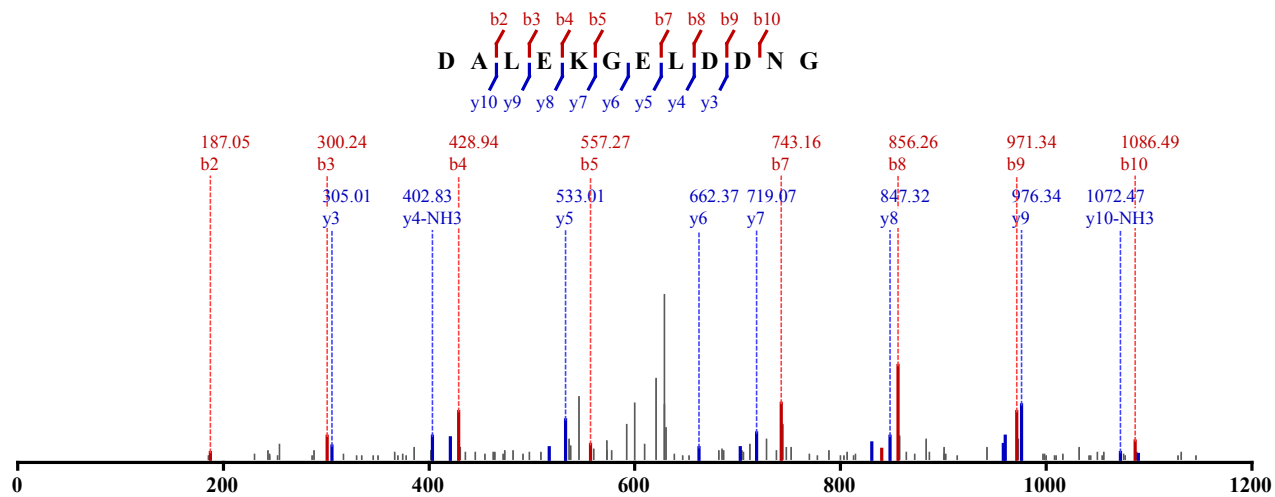


Not Modified

Identified in MSS483 with qvalue 0.00

Charge: 2, Exp. m/z: 638.288, Calc. m/z: 638.287

Data File: HeLa_AspN_pH3_CID_3xload_2, Scans: 10510 - 10510

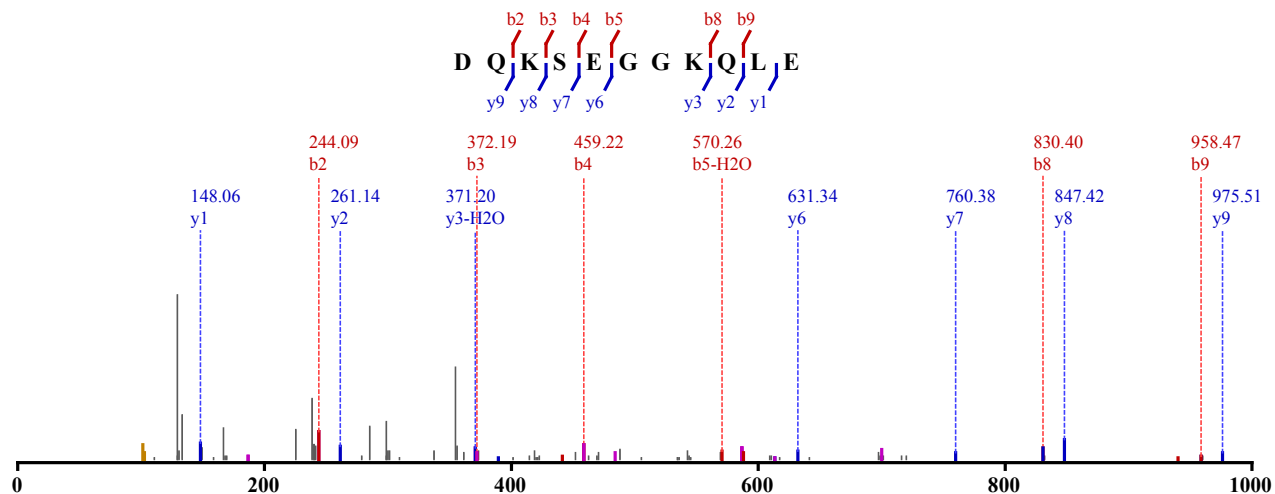


Not Modified

Identified in MSS479 with qvalue 0.00

Charge: 2, Exp. m/z: 609.802, Calc. m/z: 609.802

Data File: HeLa_AspN_pH11_HCD_3, Scans: 5036 - 5036

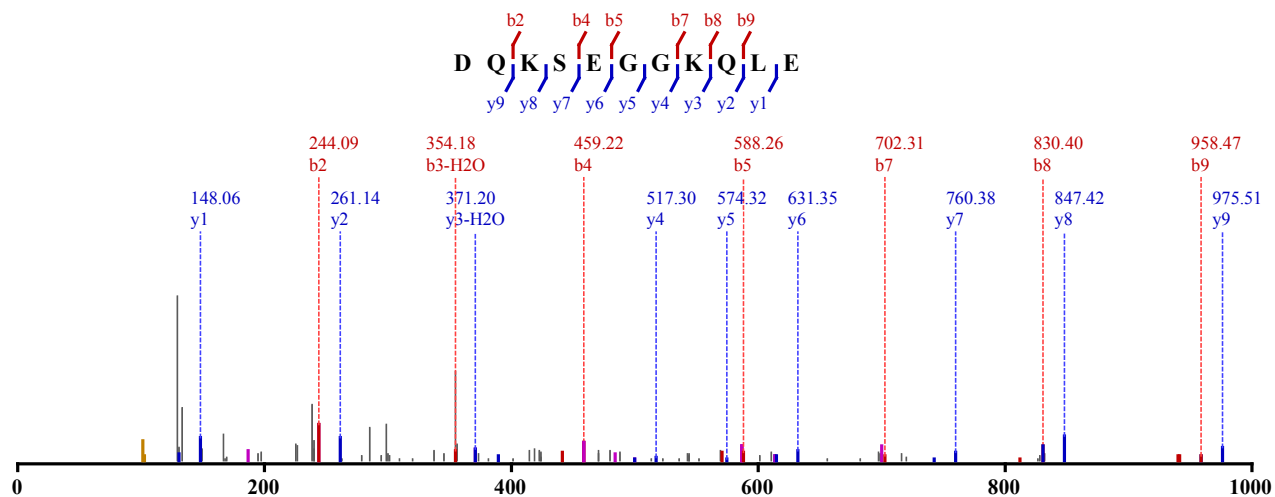


Not Modified

Identified in MSS479 with qvalue 0.00

Charge: 2, Exp. m/z: 609.801, Calc. m/z: 609.802

Data File: HeLa_AspN_pH11_HCD_2, Scans: 5098 - 5098

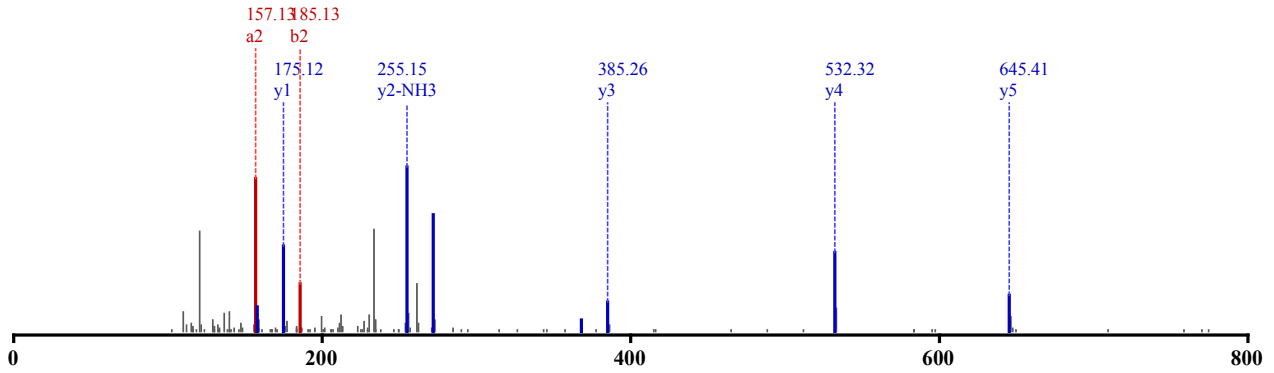
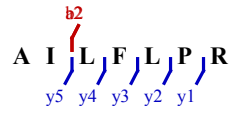


Not Modified

Identified in MSS30 with qvalue 0.00

Charge: 2, Exp. m/z: 415.267, Calc. m/z: 415.268

Data File: 20100726_Velos1_TaGe_SA_HeLa_4, Scans: 17750 - 17750

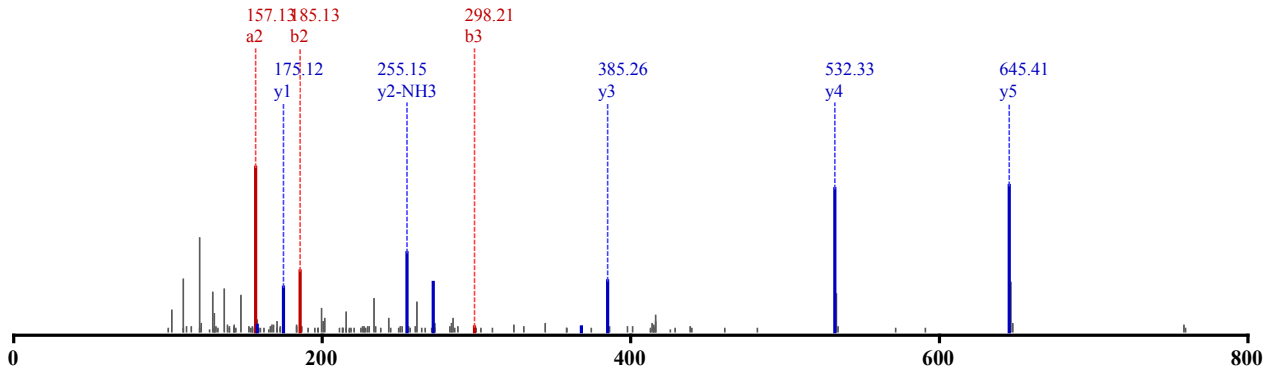
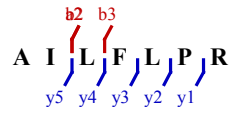


Not Modified

Identified in MSS30 with qvalue 0.00

Charge: 2, Exp. m/z: 415.269, Calc. m/z: 415.268

Data File: 20101224_Velos1_TaGe_SA_HeLa_04, Scans: 20090 - 20090

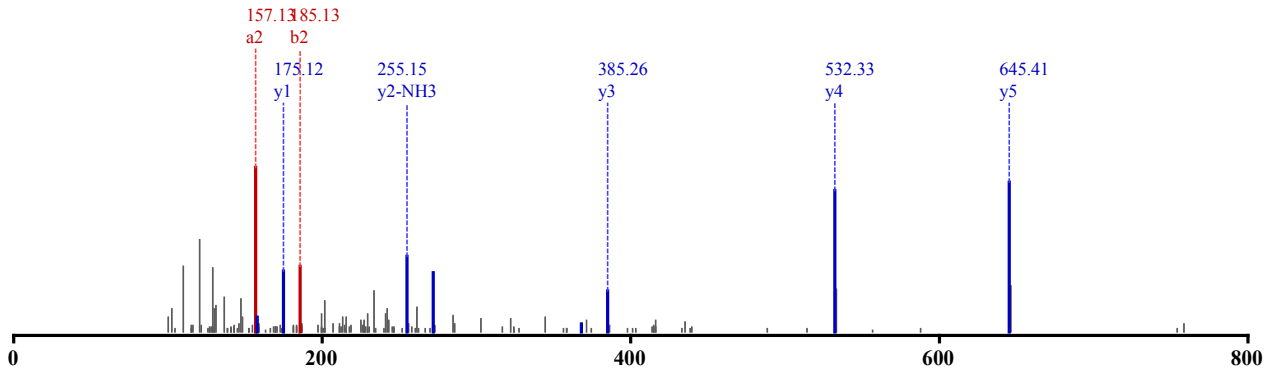
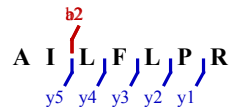


Not Modified

Identified in MSS30 with qvalue 0.00

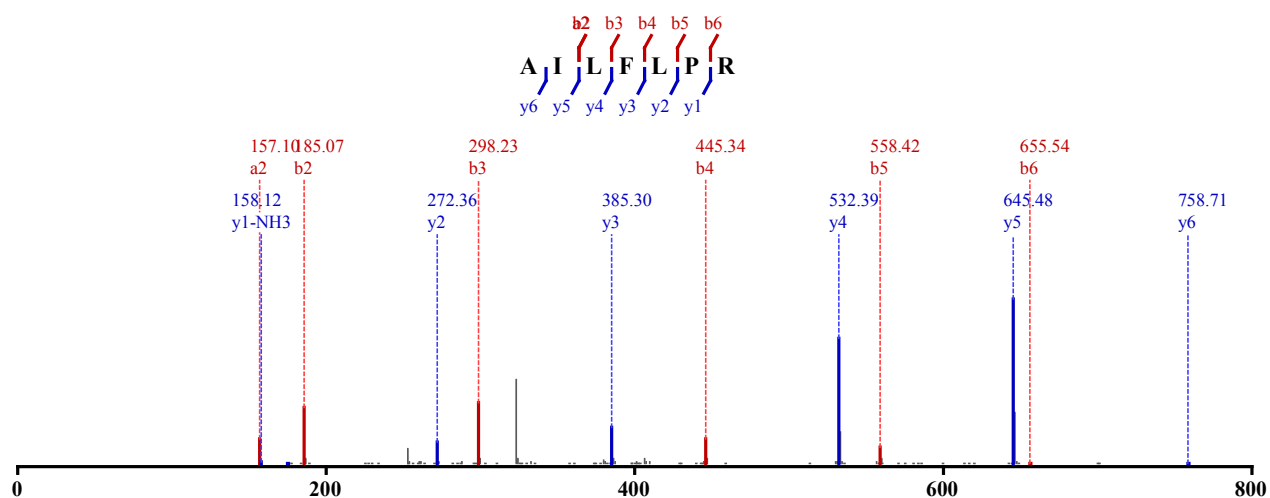
Charge: 2, Exp. m/z: 415.269, Calc. m/z: 415.268

Data File: 20101224_Velos1_TaGe_SA_HeLa_05, Scans: 20100 - 20100

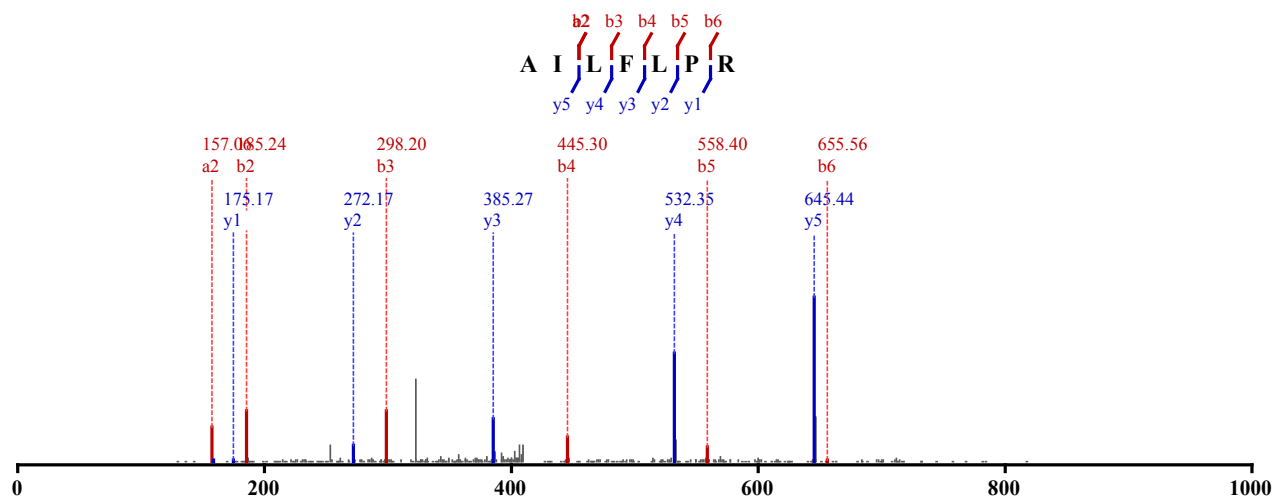


Not Modified

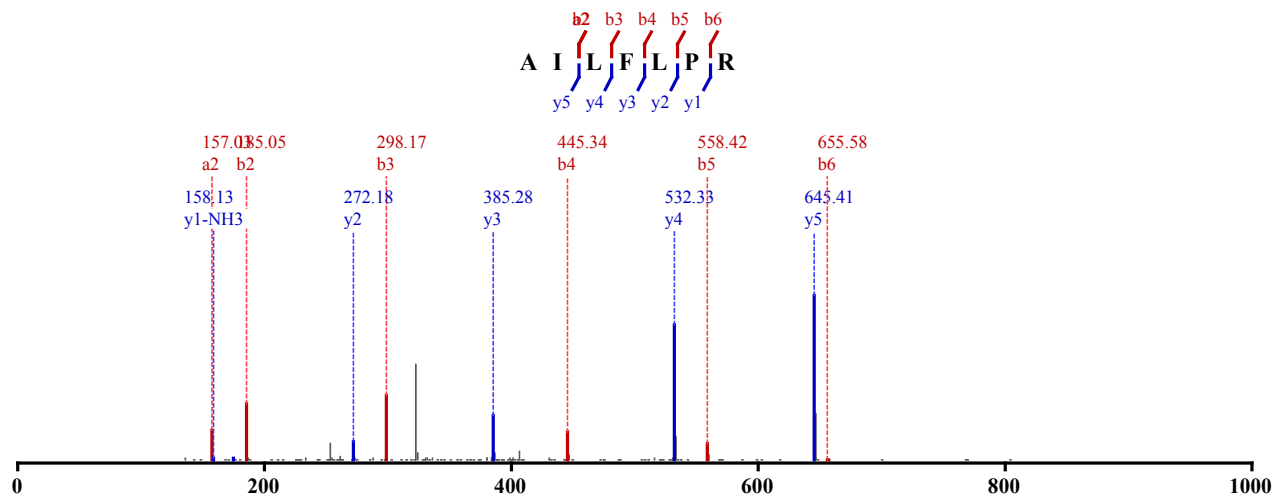
Identified in MSS66 with qvalue 0.00
 Charge: 2, Exp. m/z: 415.269, Calc. m/z: 415.268
 Data File: HeLa_AET_CID_1, Scans: 37167 - 37167

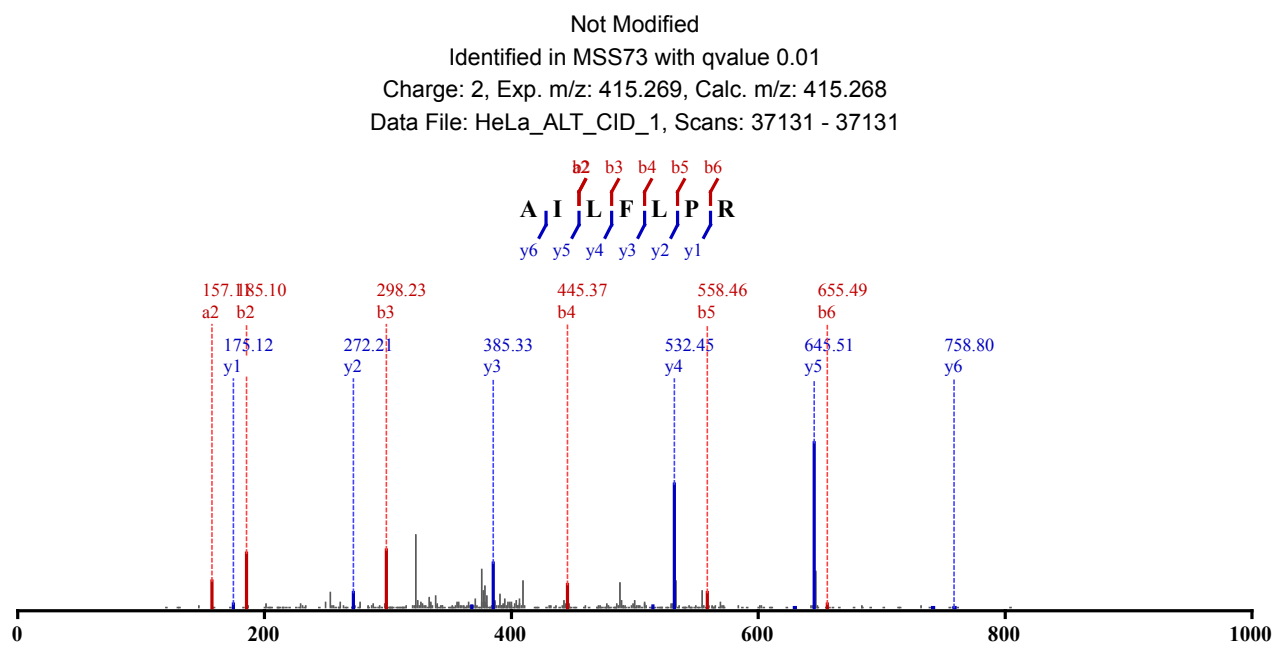
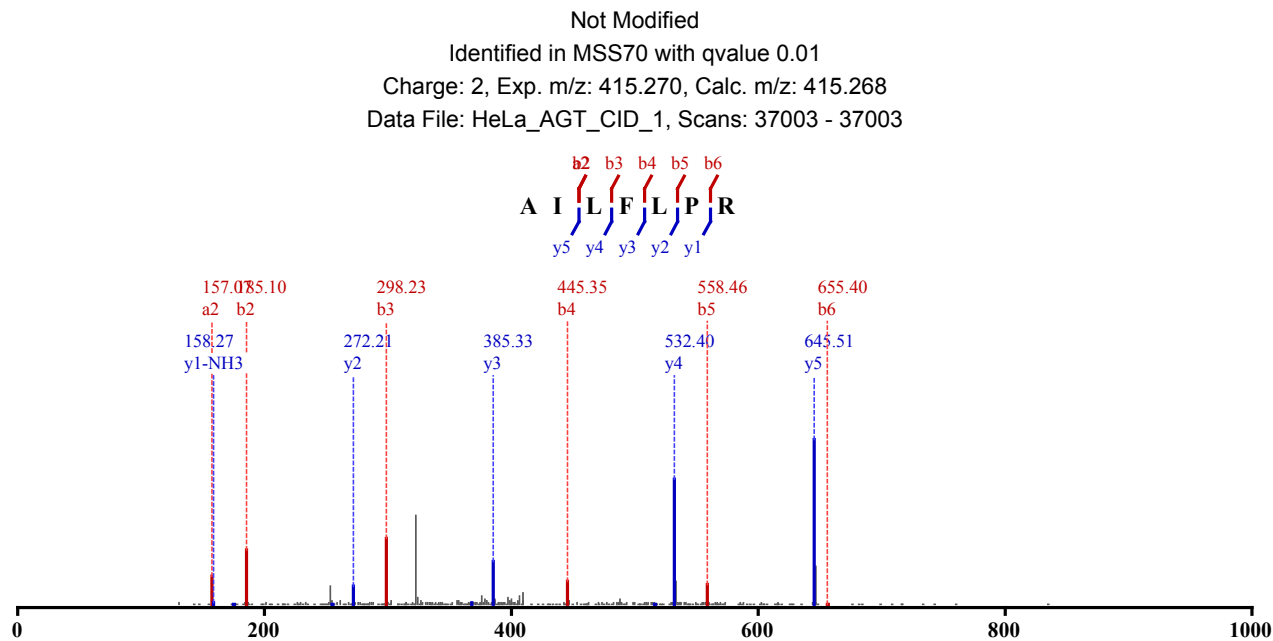


Not Modified
 Identified in MSS66 with qvalue 0.01
 Charge: 2, Exp. m/z: 415.269, Calc. m/z: 415.268
 Data File: HeLa_AET_CID_1, Scans: 37282 - 37282

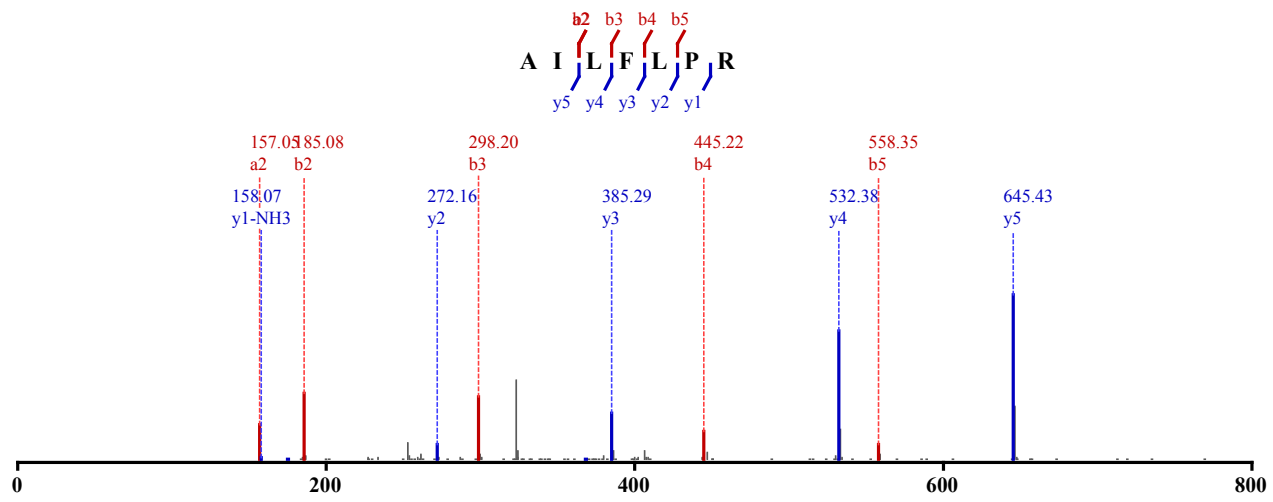


Not Modified
 Identified in MSS70 with qvalue 0.00
 Charge: 2, Exp. m/z: 415.268, Calc. m/z: 415.268
 Data File: HeLa_AGT_CID_1, Scans: 37108 - 37108





Not Modified
 Identified in MSS73 with qvalue 0.01
 Charge: 2, Exp. m/z: 415.269, Calc. m/z: 415.268
 Data File: HeLa_ALT_CID_1, Scans: 37239 - 37239

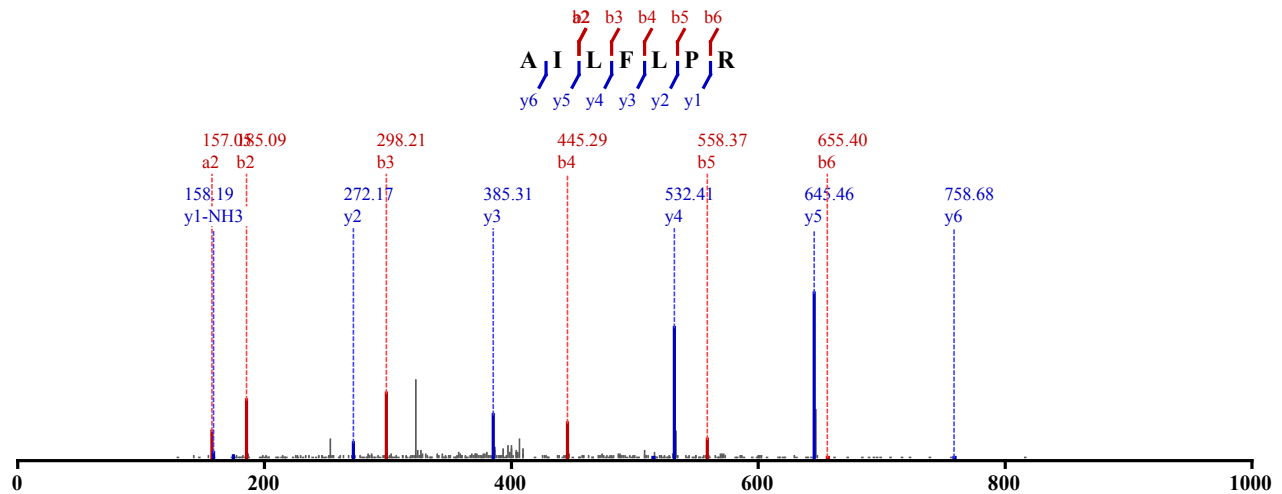


Not Modified

Identified in MSS79 with qvalue 0.01

Charge: 2, Exp. m/z: 415.268, Calc. m/z: 415.268

Data File: HeLa_AspN-Try_CID_1, Scans: 37759 - 37759

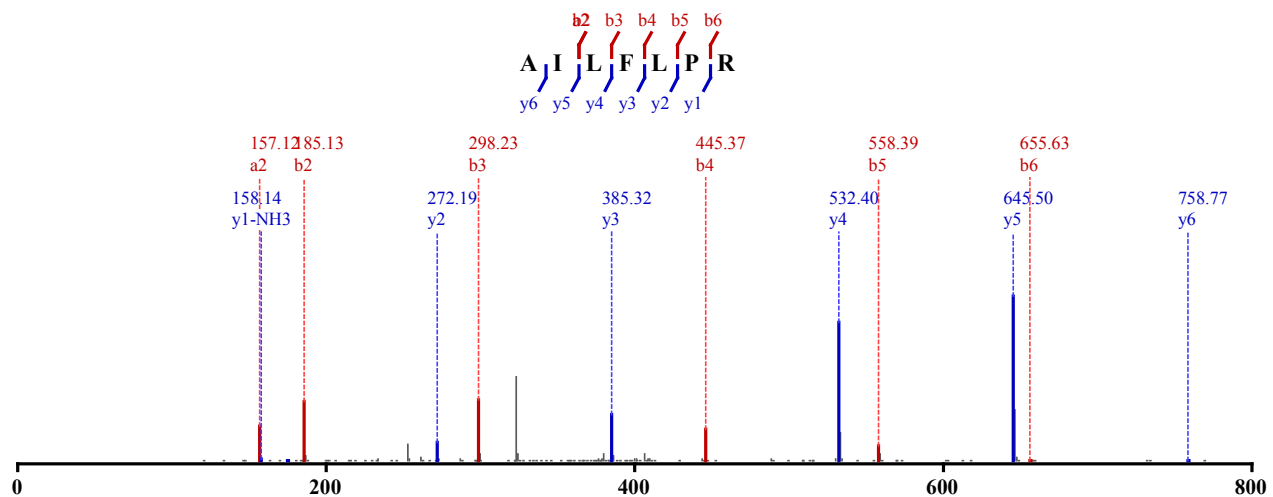


Not Modified

Identified in MSS79 with qvalue 0.00

Charge: 2, Exp. m/z: 415.269, Calc. m/z: 415.268

Data File: HeLa_AspN-Try_CID_1, Scans: 37637 - 37637

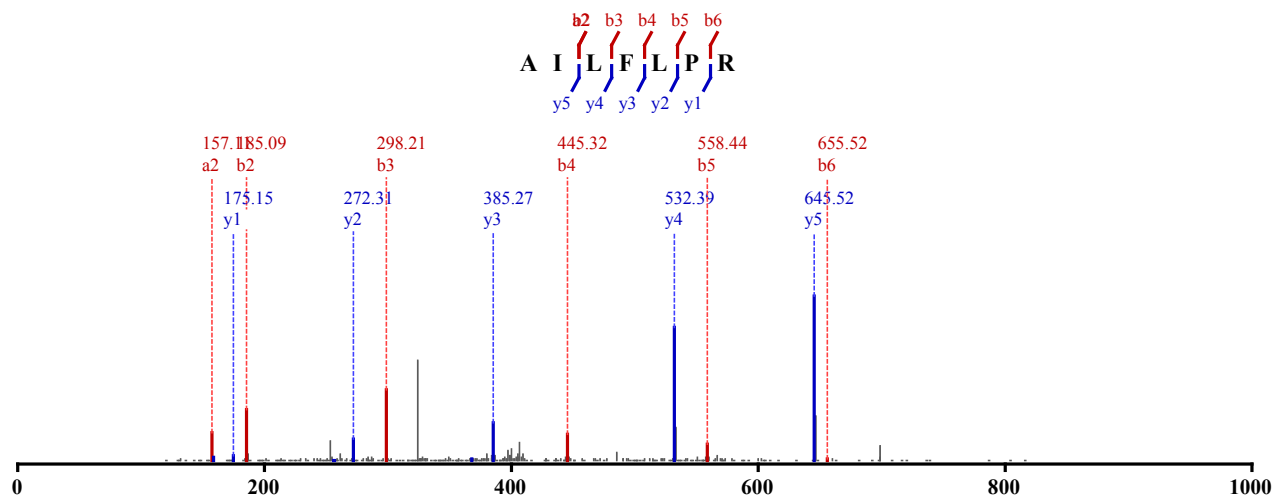


Not Modified

Identified in MSS79 with qvalue 0.01

Charge: 2, Exp. m/z: 415.268, Calc. m/z: 415.268

Data File: HeLa_AspN-Try_CID_2, Scans: 38281 - 38281

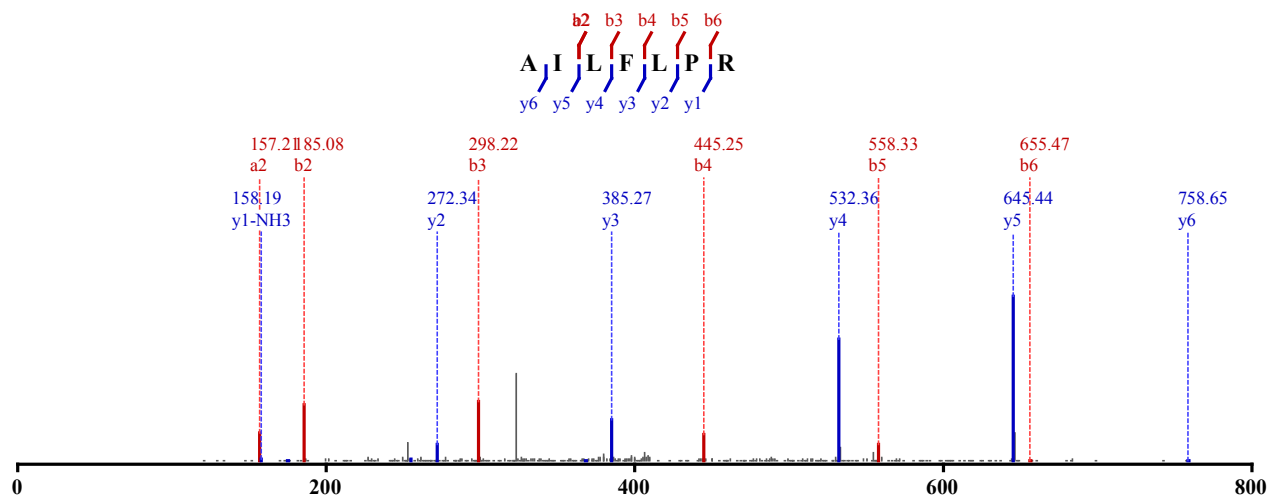


Not Modified

Identified in MSS79 with qvalue 0.00

Charge: 2, Exp. m/z: 415.269, Calc. m/z: 415.268

Data File: HeLa_AspN-Try_CID_3, Scans: 38323 - 38323

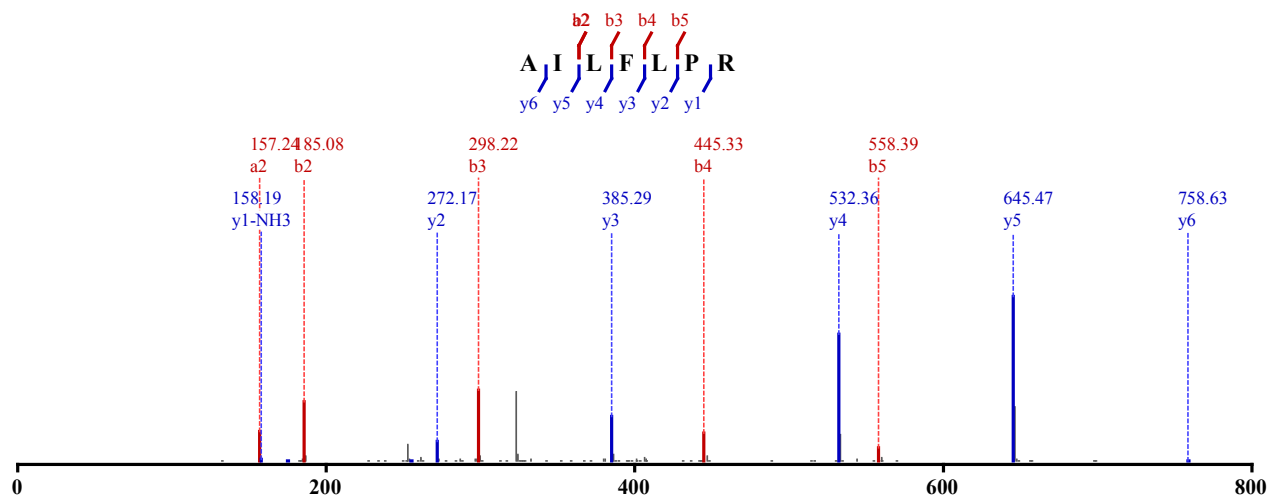


Not Modified

Identified in MSS79 with qvalue 0.00

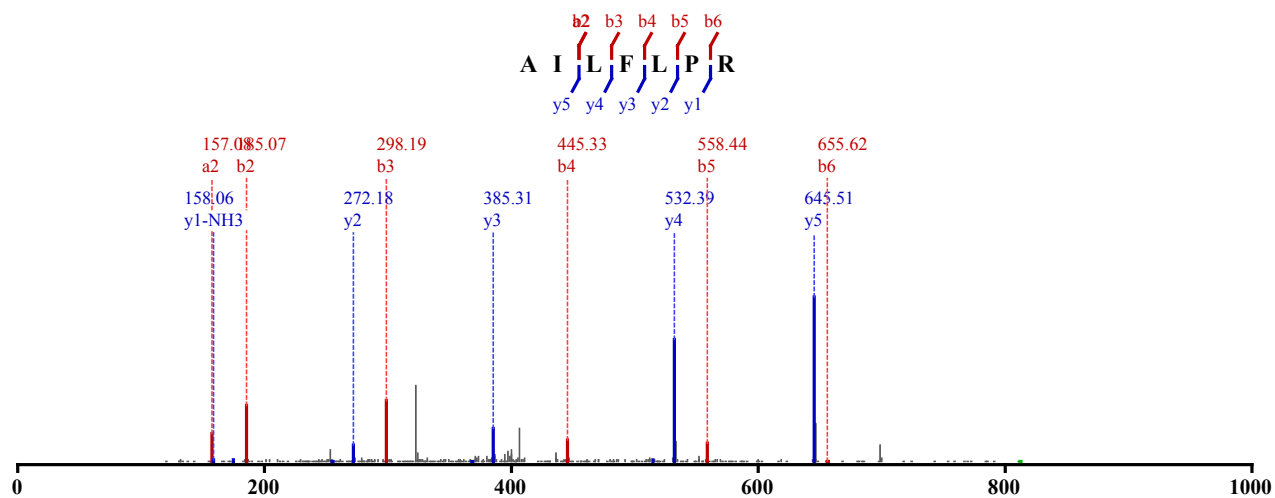
Charge: 2, Exp. m/z: 415.269, Calc. m/z: 415.268

Data File: HeLa_AspN-Try_CID_3, Scans: 38424 - 38424

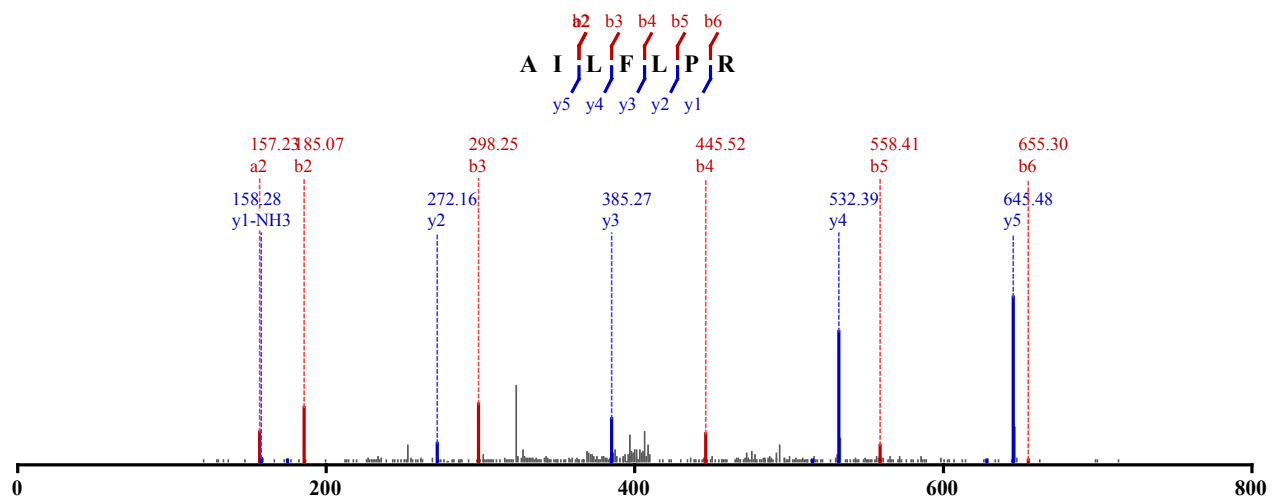


Not Modified

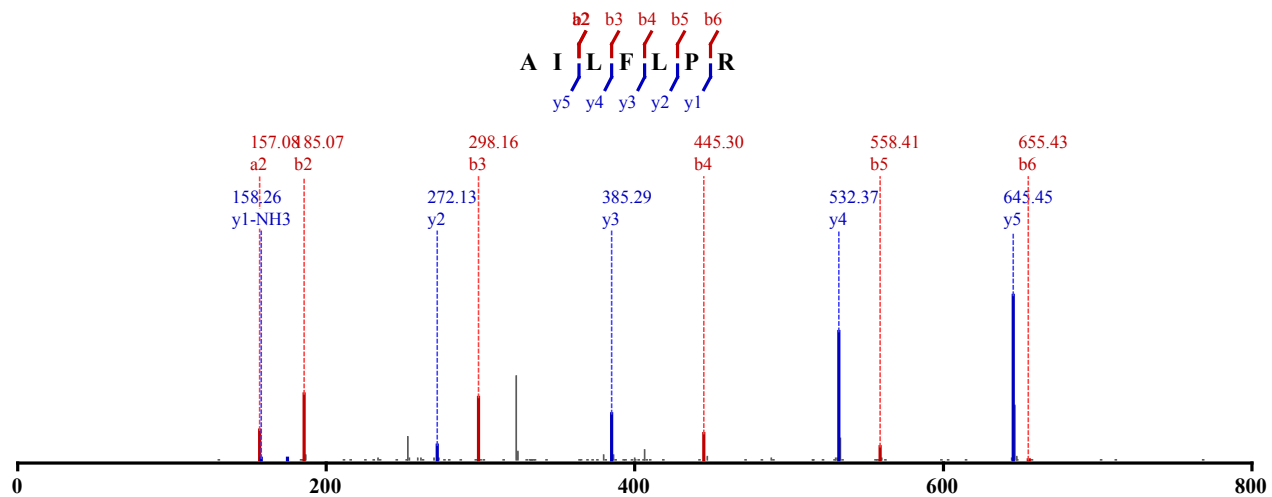
Identified in MSS79 with qvalue 0.01
 Charge: 2, Exp. m/z: 415.269, Calc. m/z: 415.268
 Data File: HeLa_AspN-Try_CID_3, Scans: 38538 - 38538



Not Modified
 Identified in MSS81 with qvalue 0.01
 Charge: 2, Exp. m/z: 415.269, Calc. m/z: 415.268
 Data File: HeLa_CET_CID_1, Scans: 37272 - 37272



Not Modified
 Identified in MSS81 with qvalue 0.01
 Charge: 2, Exp. m/z: 415.269, Calc. m/z: 415.268
 Data File: HeLa_CET_CID_1, Scans: 37039 - 37039

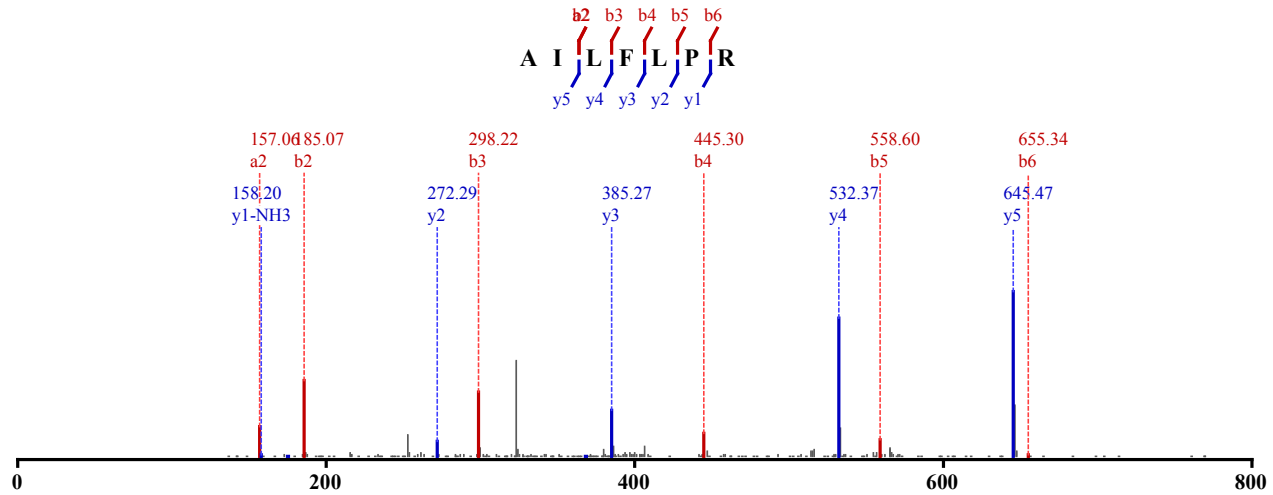


Not Modified

Identified in MSS85 with qvalue 0.01

Charge: 2, Exp. m/z: 415.268, Calc. m/z: 415.268

Data File: HeLa_Chytry-Try_CID_1, Scans: 35944 - 35944

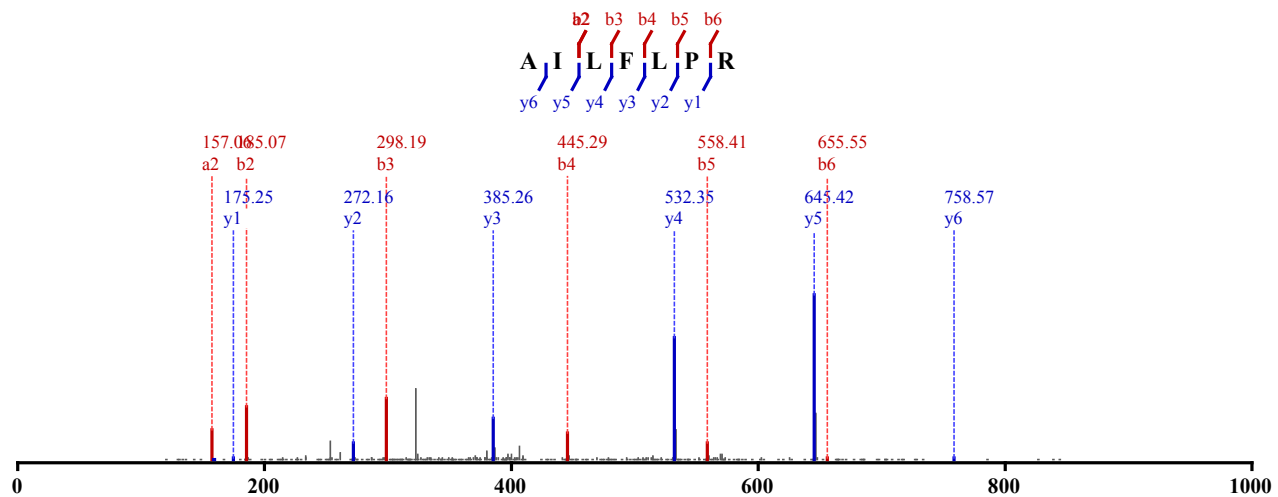


Not Modified

Identified in MSS85 with qvalue 0.01

Charge: 2, Exp. m/z: 415.269, Calc. m/z: 415.268

Data File: HeLa_Chytry-Try_CID_2, Scans: 36821 - 36821

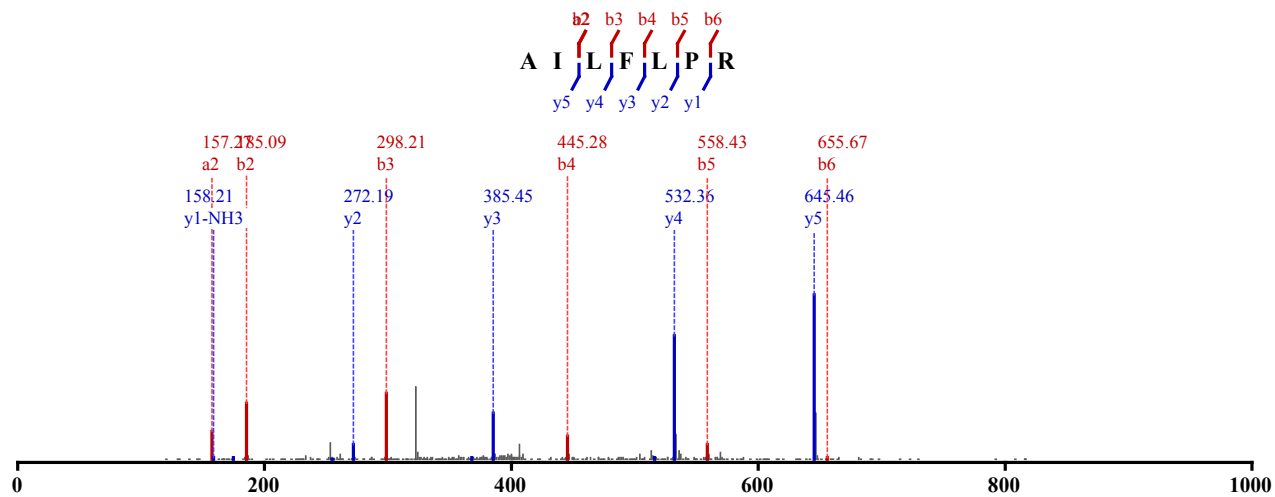


Not Modified

Identified in MSS85 with qvalue 0.01

Charge: 2, Exp. m/z: 415.268, Calc. m/z: 415.268

Data File: HeLa_Chytry-Try_CID_3, Scans: 36950 - 36950

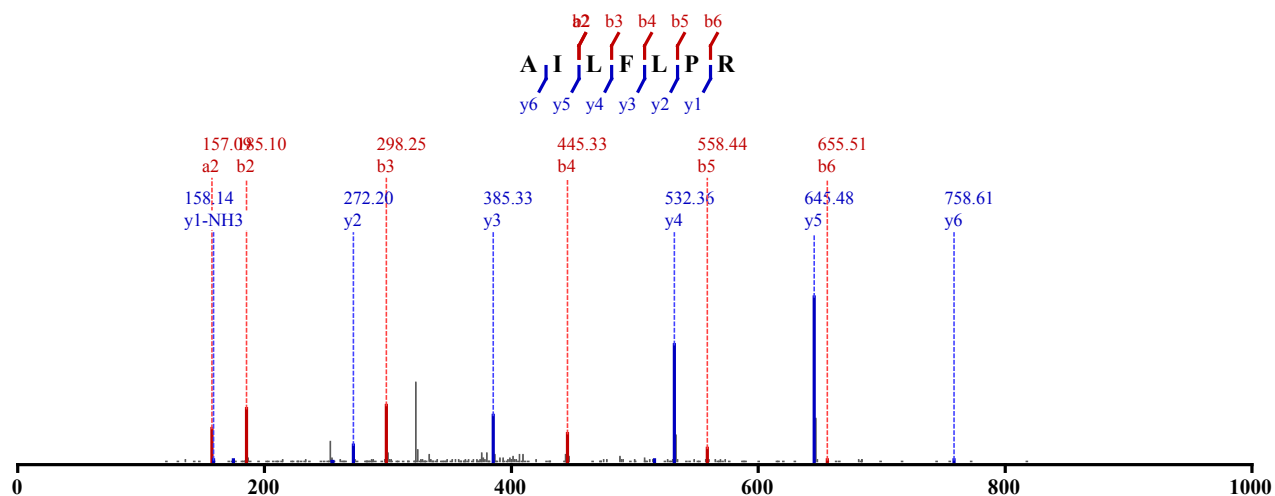


Not Modified

Identified in MSS85 with qvalue 0.00

Charge: 2, Exp. m/z: 415.268, Calc. m/z: 415.268

Data File: HeLa_Chetry-Try_CID_3, Scans: 37061 - 37061

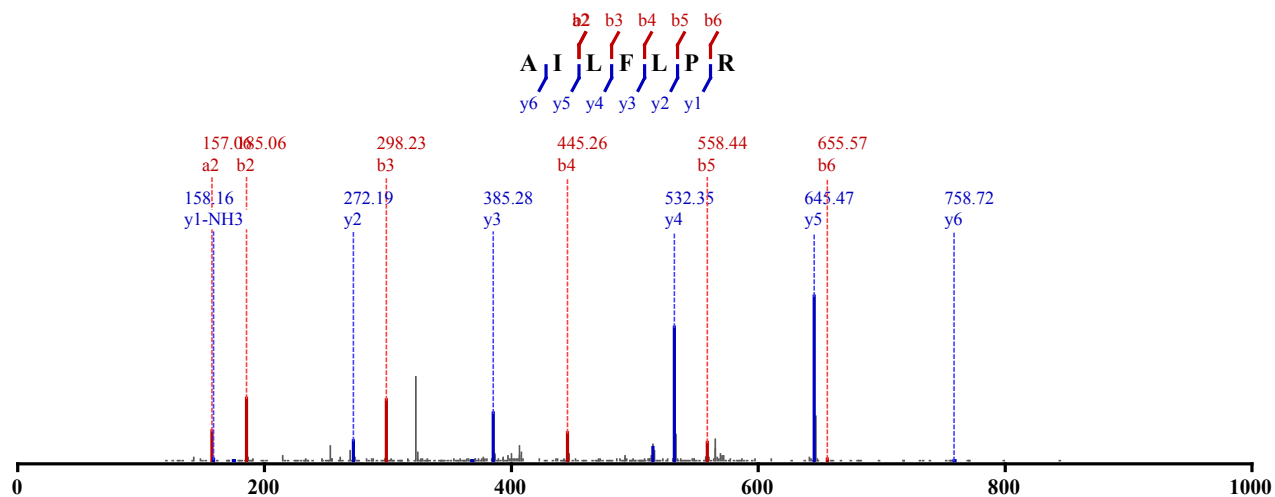


Not Modified

Identified in MSS88 with qvalue 0.01

Charge: 2, Exp. m/z: 415.269, Calc. m/z: 415.268

Data File: HeLa_elastase-try_CID_1, Scans: 35684 - 35684

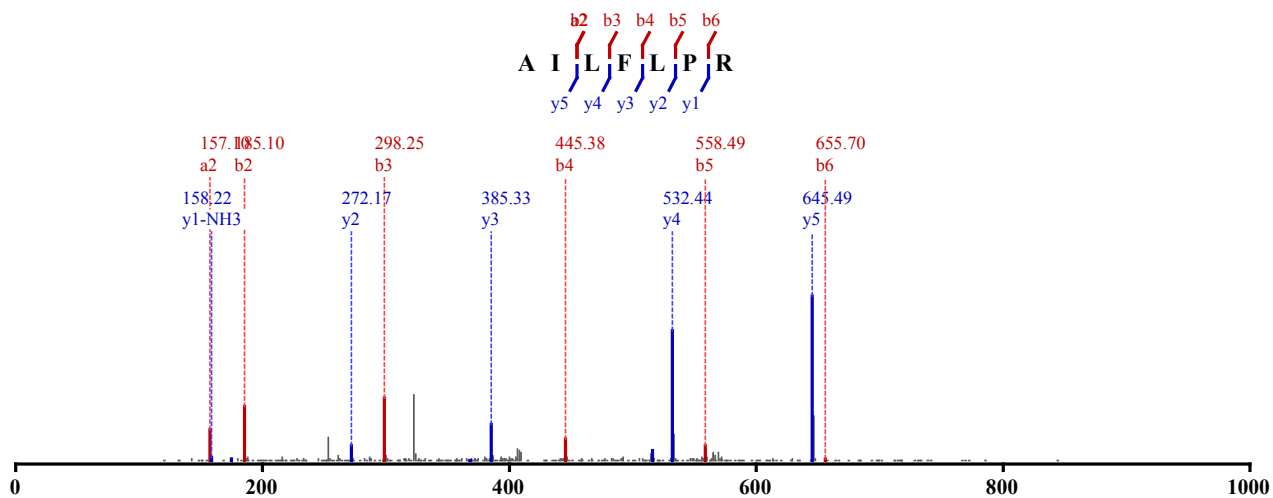


Not Modified

Identified in MSS88 with qvalue 0.01

Charge: 2, Exp. m/z: 415.269, Calc. m/z: 415.268

Data File: HeLa_elastase-try_CID_2, Scans: 36598 - 36598

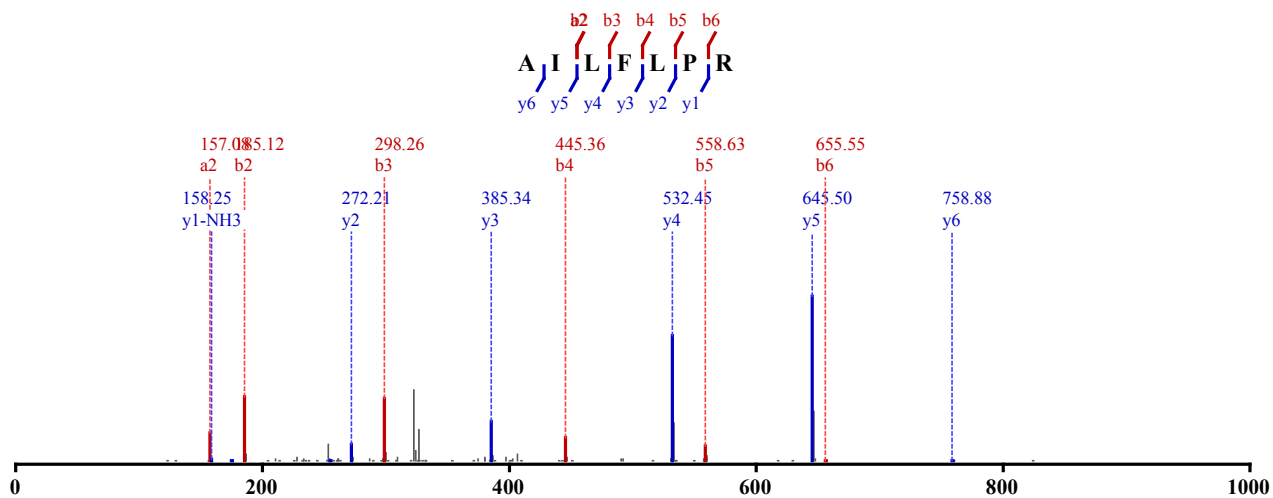


Not Modified

Identified in MSS88 with qvalue 0.00

Charge: 2, Exp. m/z: 415.269, Calc. m/z: 415.268

Data File: HeLa_elastase-try_CID_2, Scans: 36707 - 36707

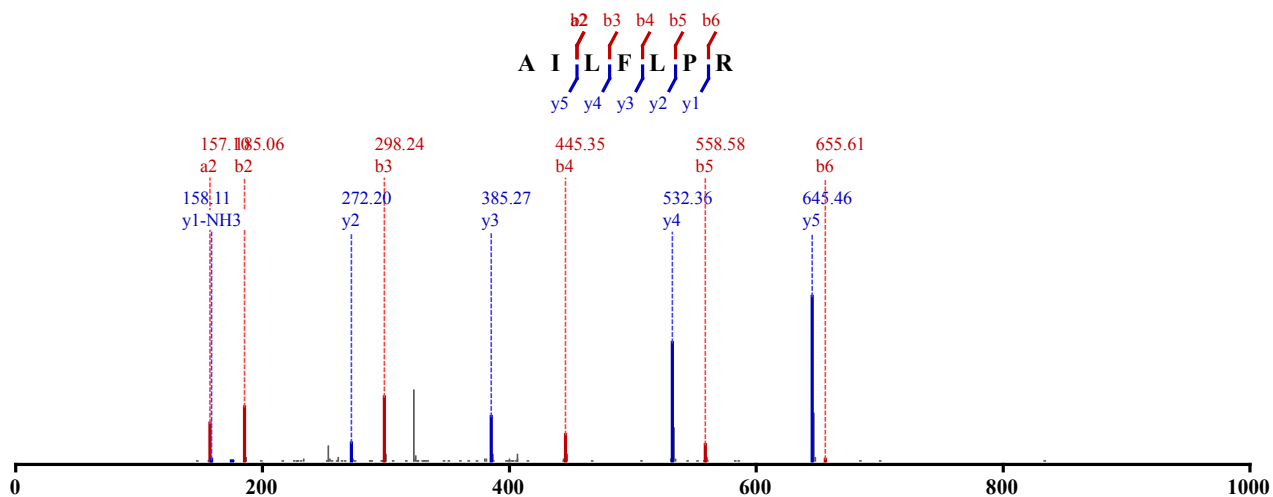


Not Modified

Identified in MSS88 with qvalue 0.00

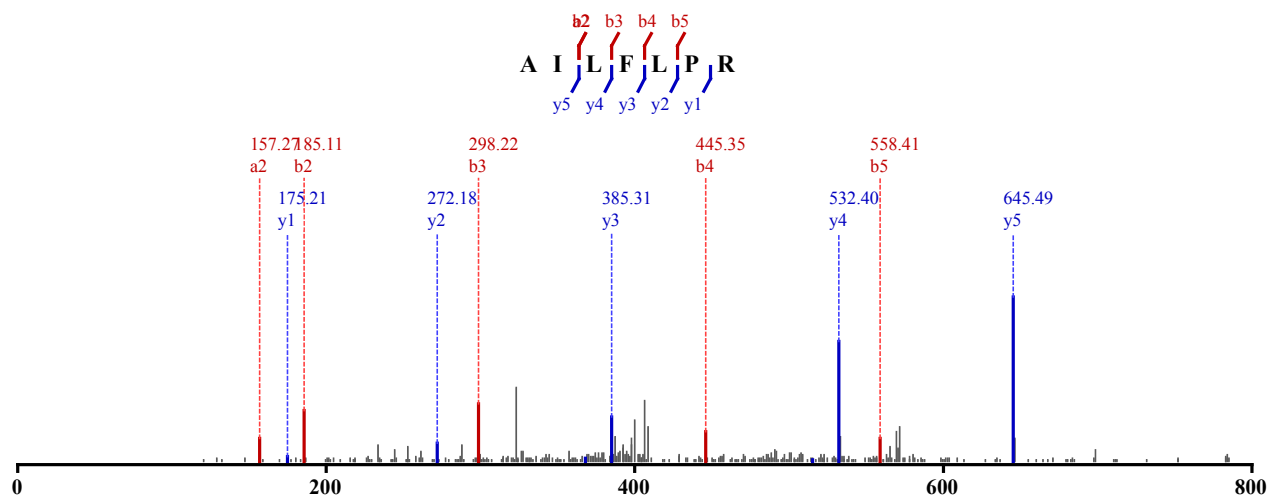
Charge: 2, Exp. m/z: 415.269, Calc. m/z: 415.268

Data File: HeLa_elastase-try_CID_3, Scans: 38174 - 38174

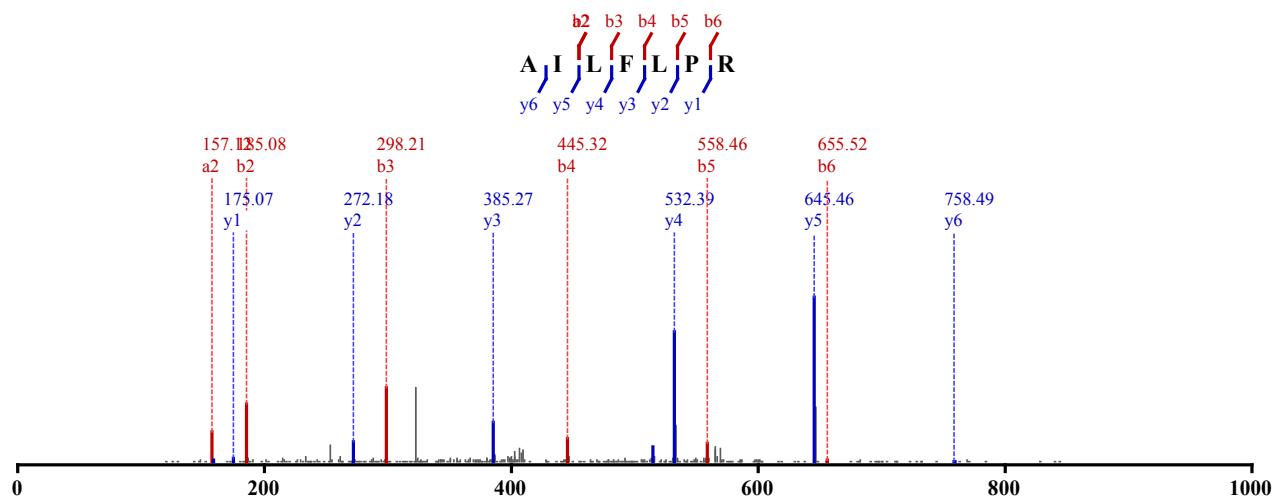


Not Modified

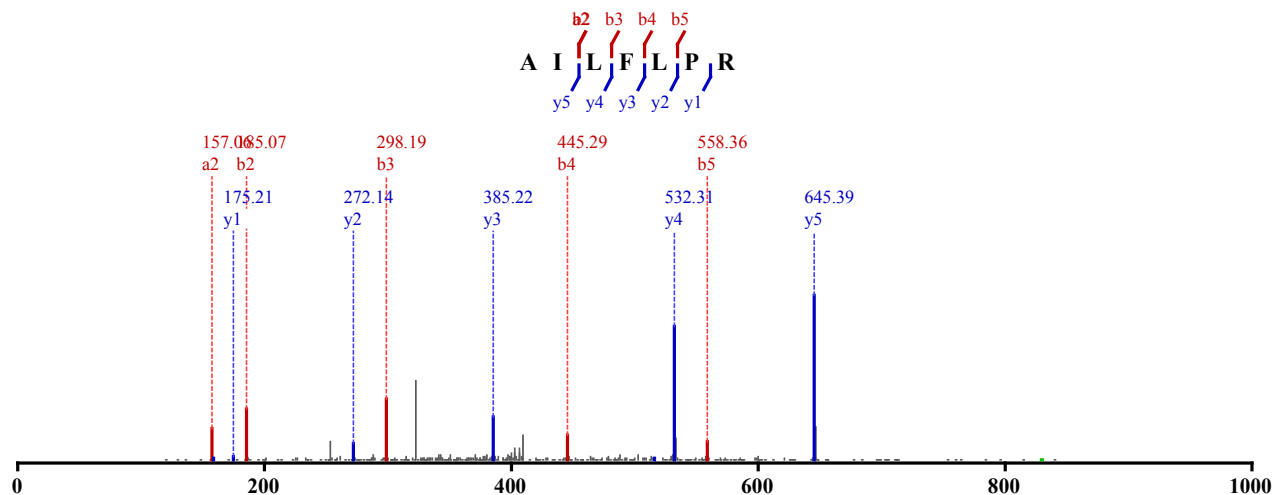
Identified in MSS88 with qvalue 0.01
 Charge: 2, Exp. m/z: 415.269, Calc. m/z: 415.268
 Data File: HeLa_elastase-try_CID_3, Scans: 38408 - 38408



Not Modified
 Identified in MSS88 with qvalue 0.01
 Charge: 2, Exp. m/z: 415.269, Calc. m/z: 415.268
 Data File: HeLa_elastase-try_CID_3, Scans: 38064 - 38064



Not Modified
 Identified in MSS91 with qvalue 0.01
 Charge: 2, Exp. m/z: 415.268, Calc. m/z: 415.268
 Data File: HeLa_GET_CID_1, Scans: 34776 - 34776

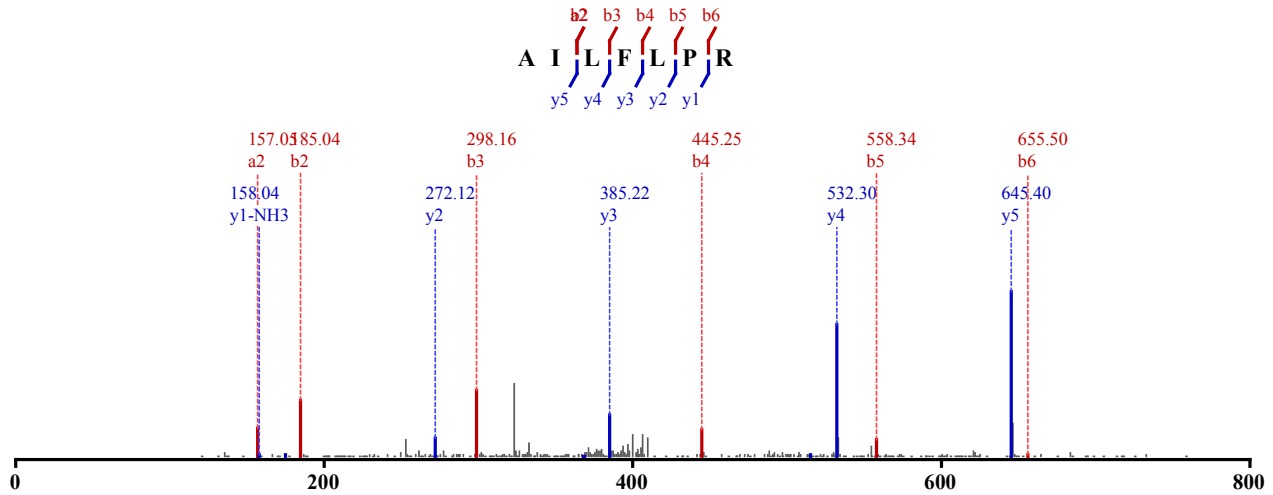


Not Modified

Identified in MSS90 with qvalue 0.01

Charge: 2, Exp. m/z: 415.269, Calc. m/z: 415.268

Data File: HeLa_GCT_CID_1, Scans: 35765 - 35765

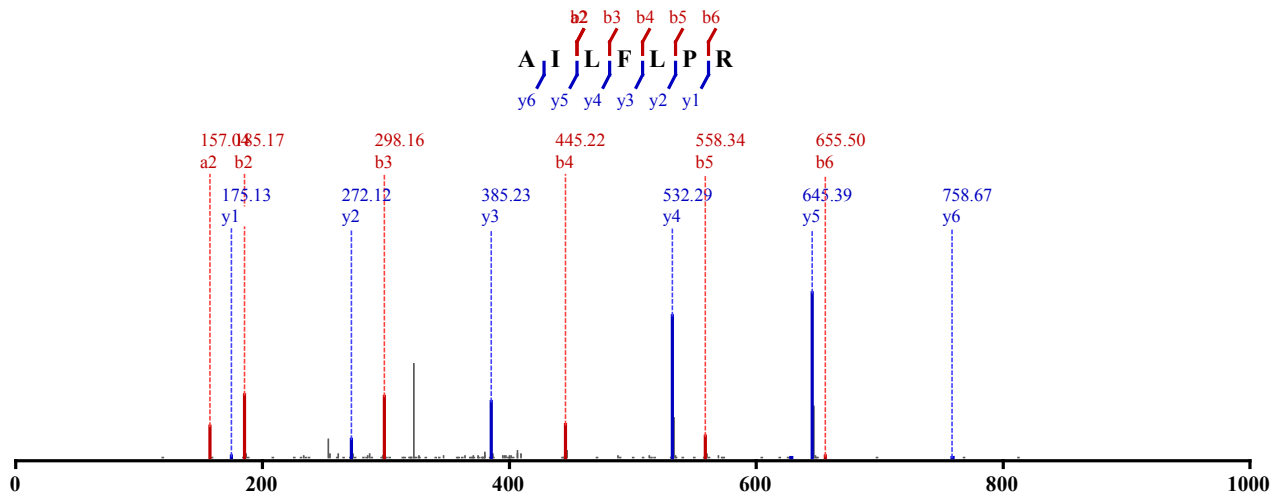


Not Modified

Identified in MSS90 with qvalue 0.01

Charge: 2, Exp. m/z: 415.269, Calc. m/z: 415.268

Data File: HeLa_GCT_CID_1, Scans: 35867 - 35867

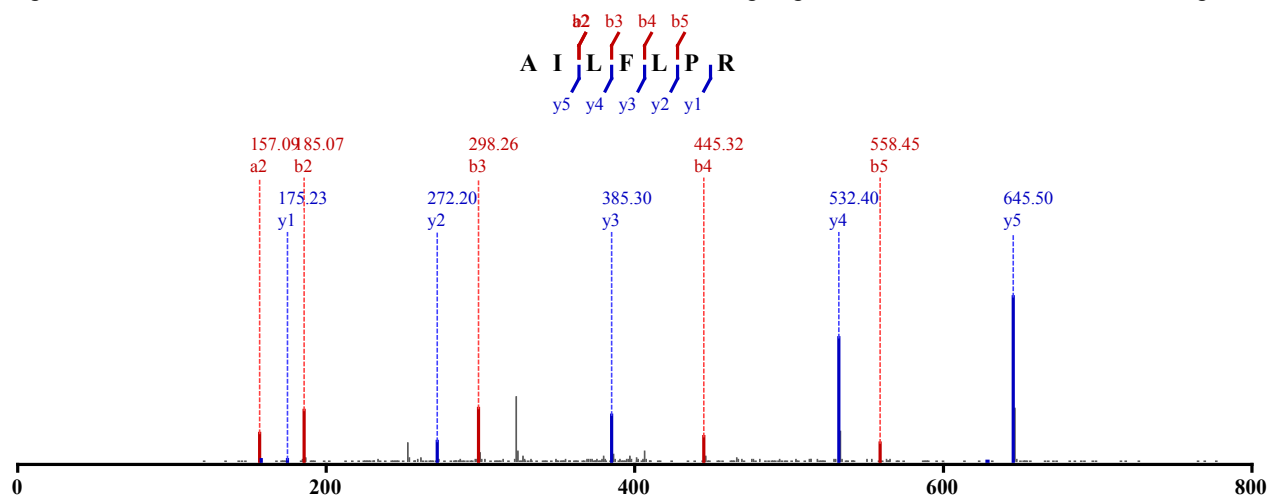


Not Modified

Identified in MSS94 with qvalue 0.01

Charge: 2, Exp. m/z: 415.269, Calc. m/z: 415.268

Data File: HeLa_GLT_CID_1, Scans: 34809 - 34809

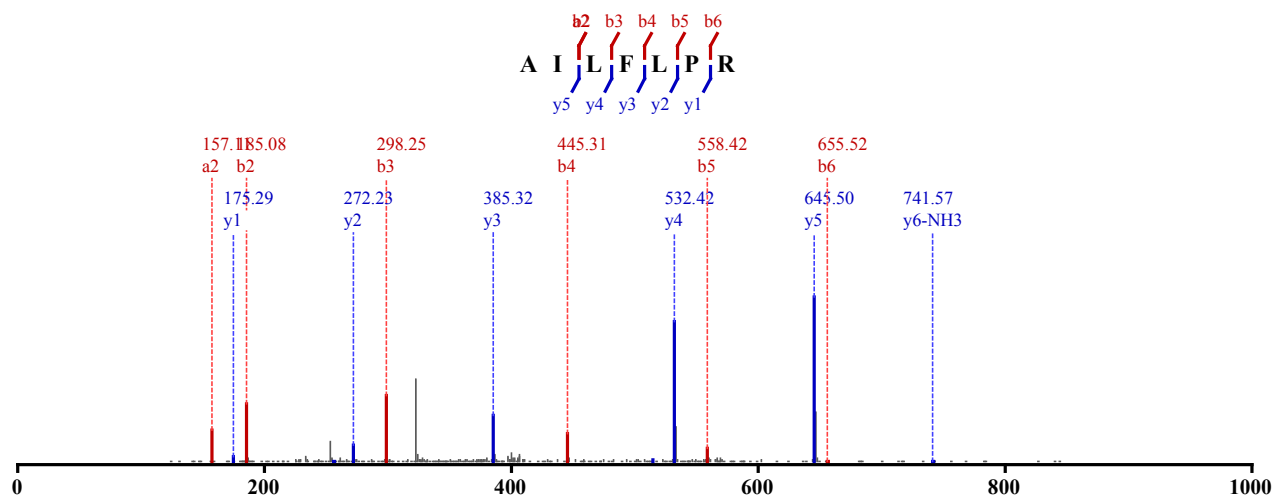


Not Modified

Identified in MSS100 with qvalue 0.01

Charge: 2, Exp. m/z: 415.269, Calc. m/z: 415.268

Data File: HeLa_GluC-Try_CID_1, Scans: 35512 - 35512

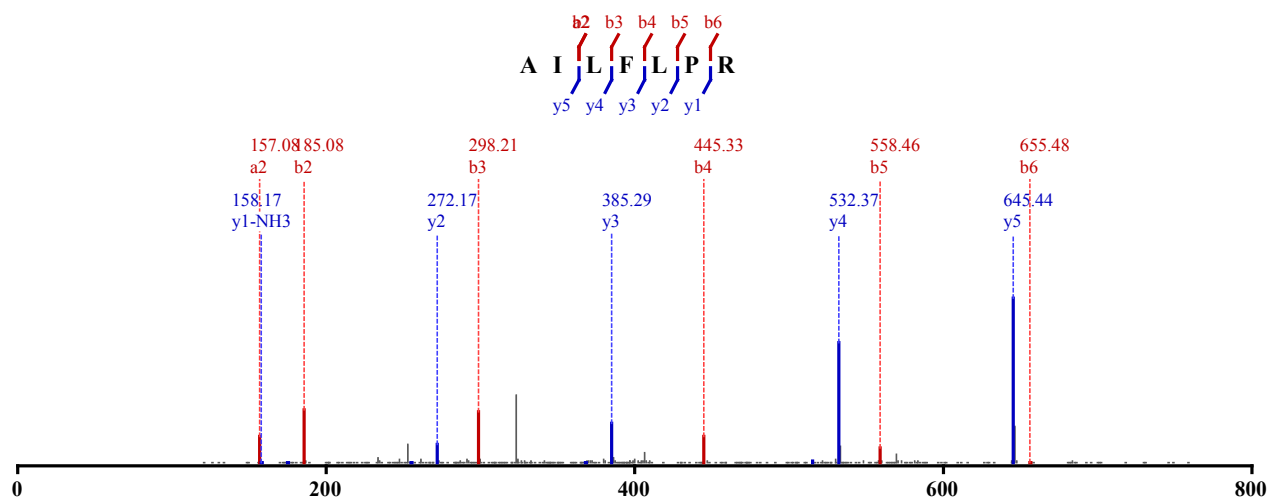


Not Modified

Identified in MSS100 with qvalue 0.00

Charge: 2, Exp. m/z: 415.269, Calc. m/z: 415.268

Data File: HeLa_GluC-Try_CID_2, Scans: 36956 - 36956

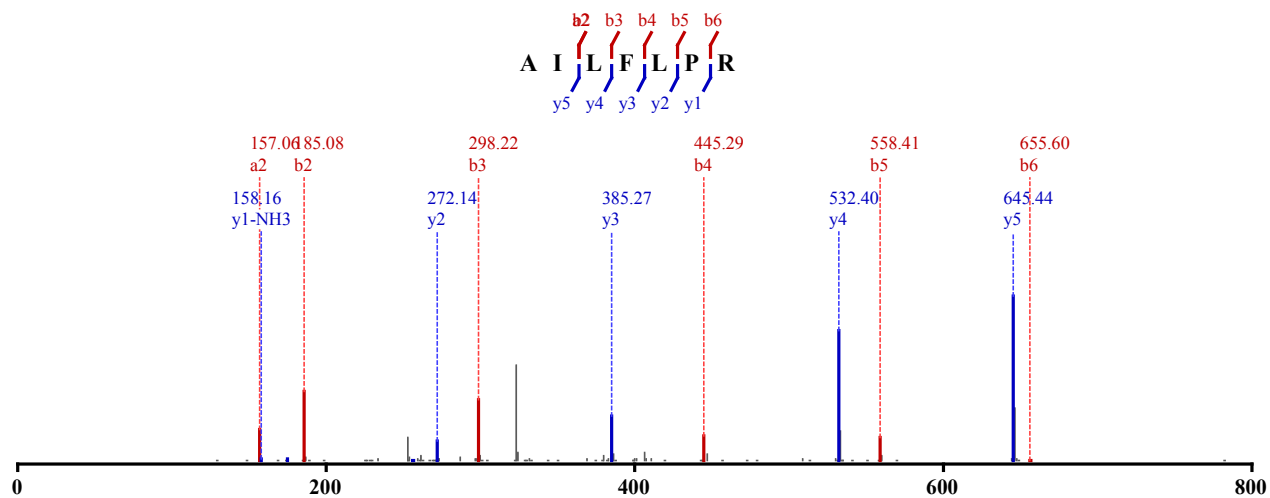


Not Modified

Identified in MSS100 with qvalue 0.00

Charge: 2, Exp. m/z: 415.269, Calc. m/z: 415.268

Data File: HeLa_GluC-Try_CID_2, Scans: 37062 - 37062

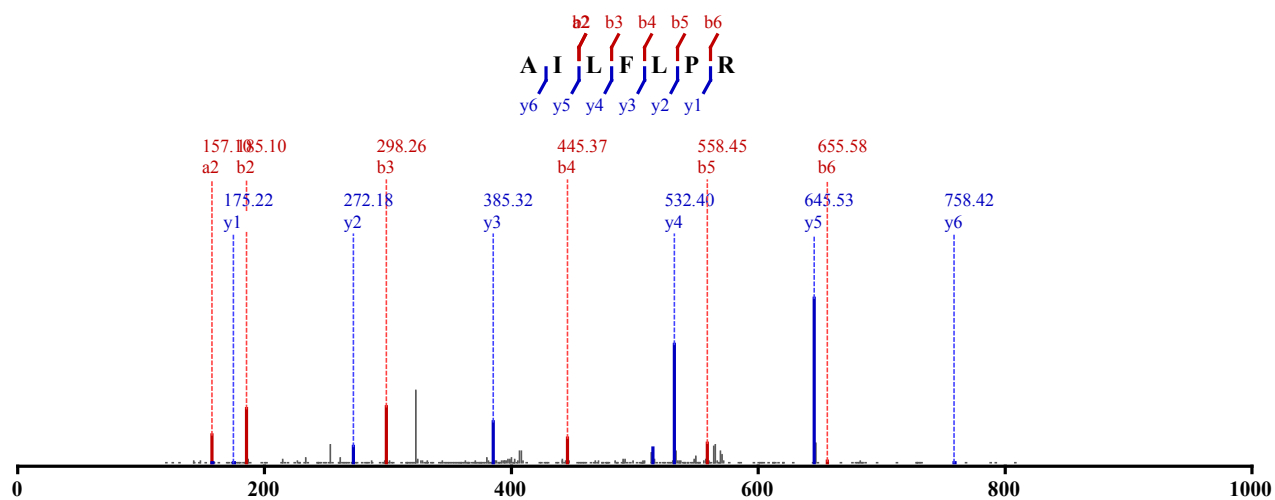


Not Modified

Identified in MSS100 with qvalue 0.01

Charge: 2, Exp. m/z: 415.269, Calc. m/z: 415.268

Data File: HeLa_GluC-Try_CID_3, Scans: 37430 - 37430

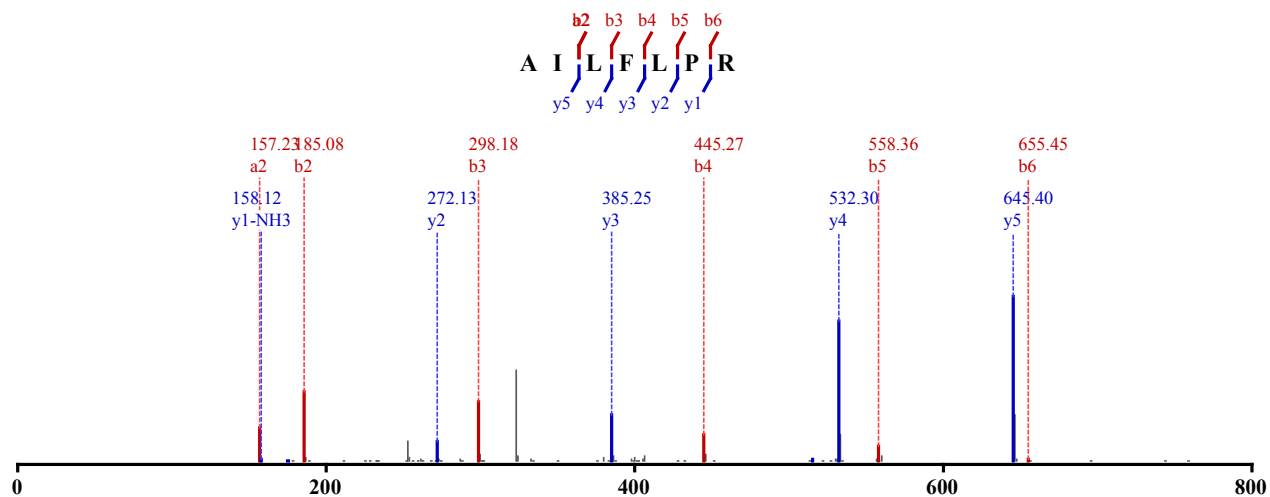


Not Modified

Identified in MSS100 with qvalue 0.00

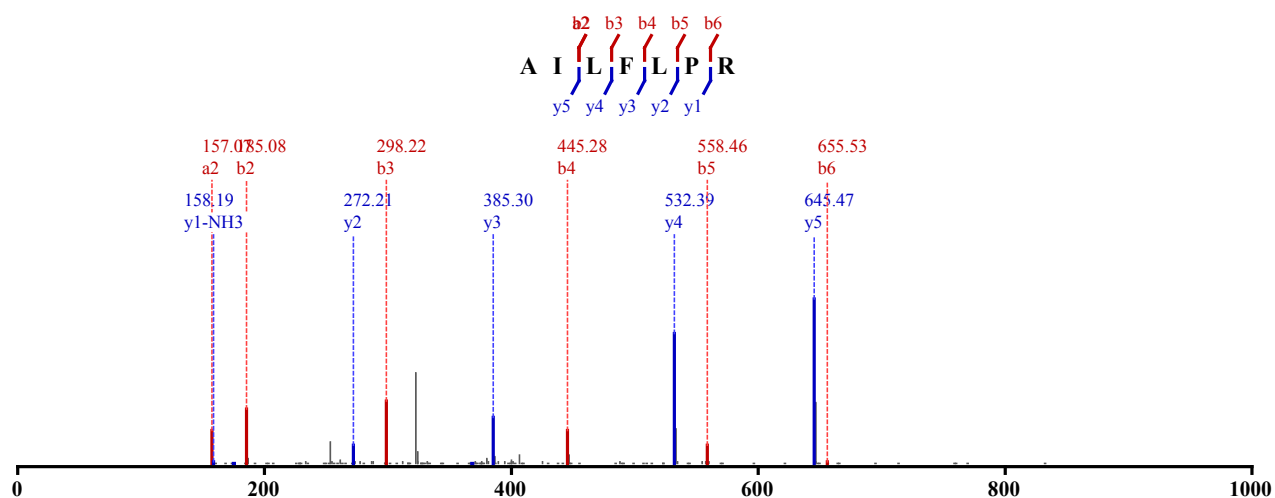
Charge: 2, Exp. m/z: 415.269, Calc. m/z: 415.268

Data File: HeLa_GluC-Try_CID_3, Scans: 37533 - 37533

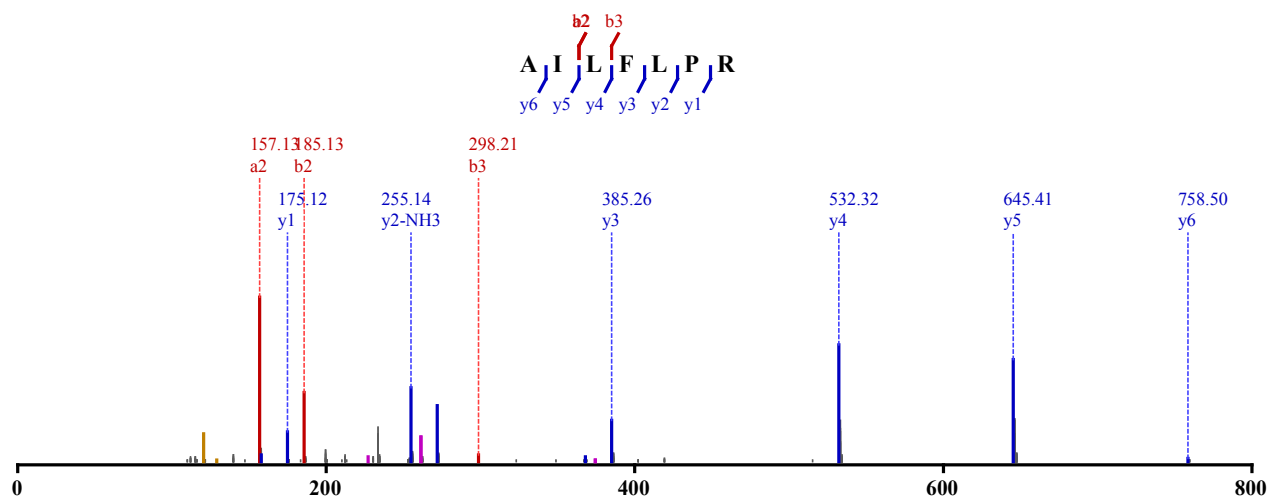


Not Modified

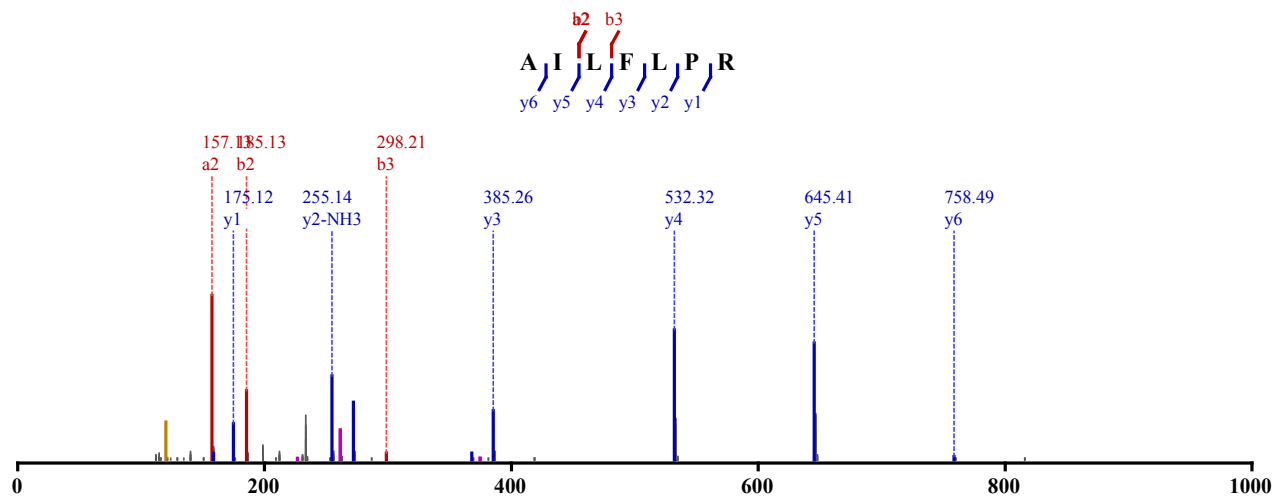
Identified in MSS102 with qvalue 0.00
 Charge: 2, Exp. m/z: 415.269, Calc. m/z: 415.268
 Data File: HeLa_LCT_CID_1, Scans: 32796 - 32796

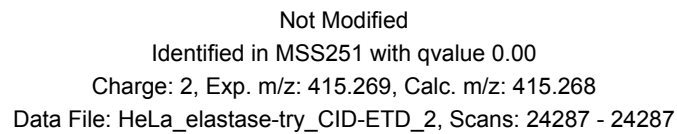
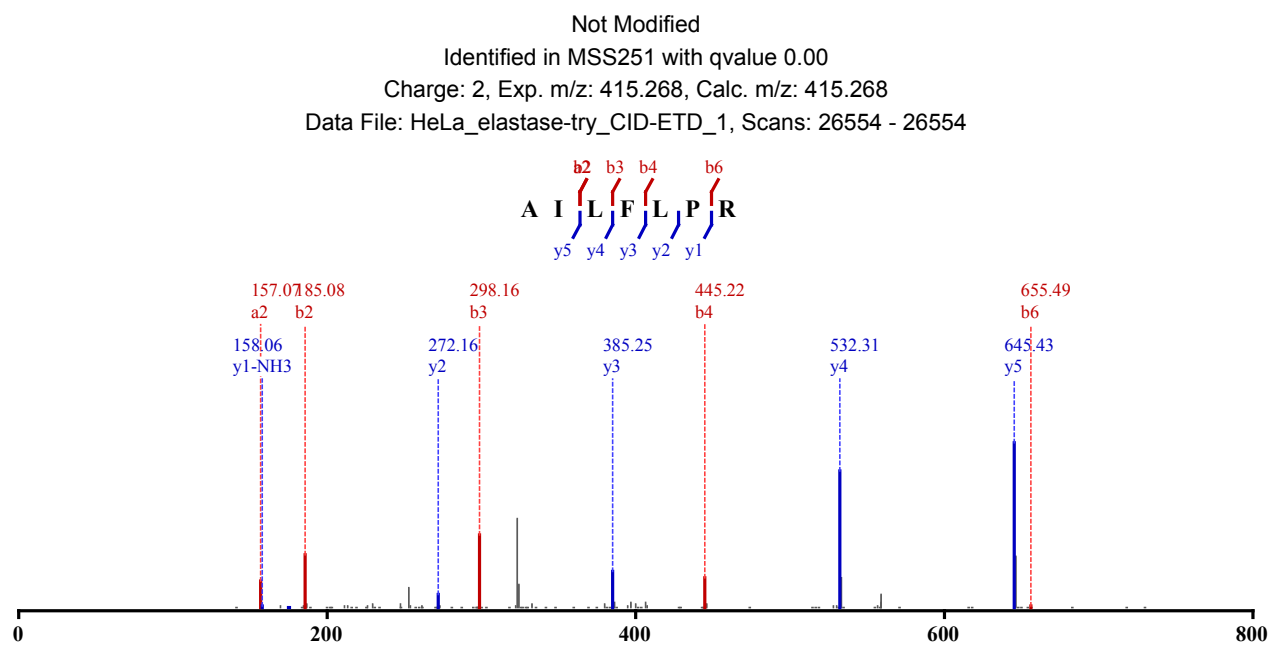
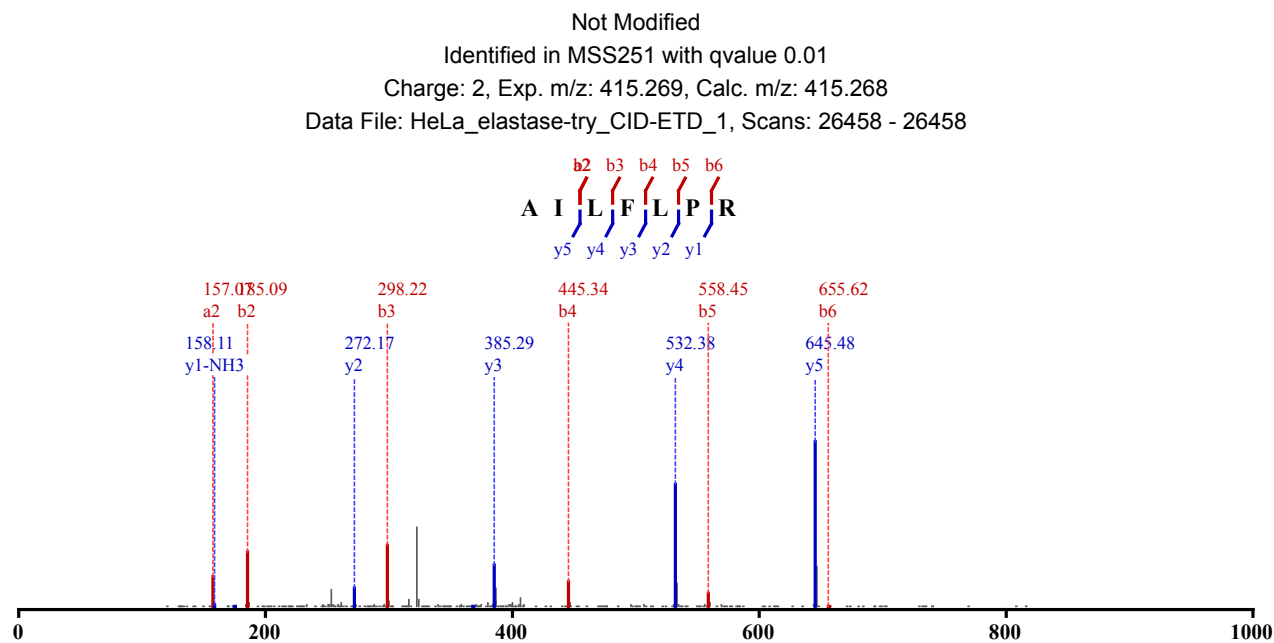


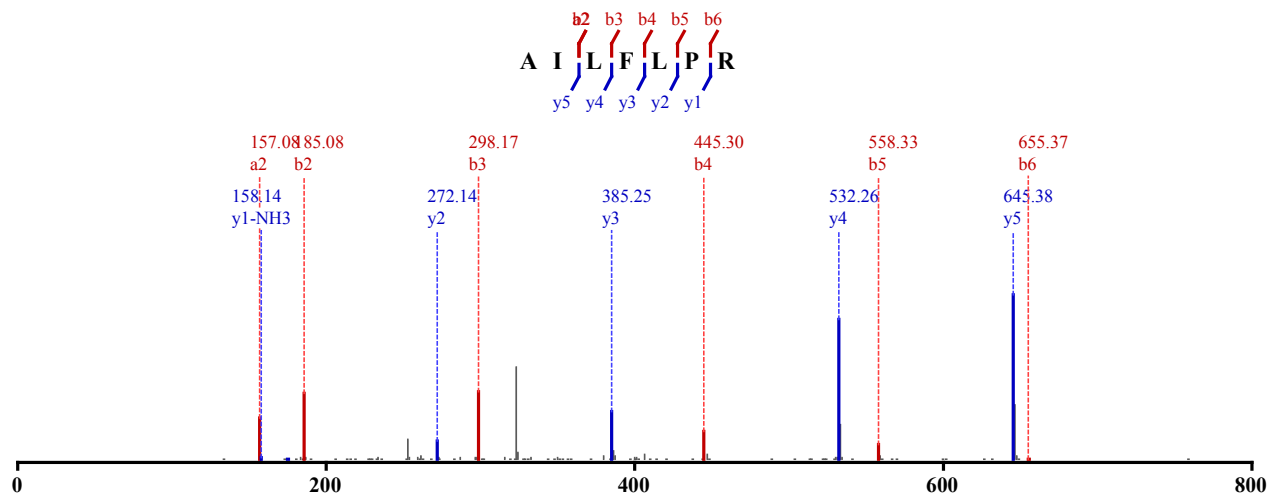
Not Modified
 Identified in MSS138 with qvalue 0.00
 Charge: 2, Exp. m/z: 415.269, Calc. m/z: 415.268
 Data File: HeLa_elastase-try_HCD_2, Scans: 38515 - 38515



Not Modified
 Identified in MSS138 with qvalue 0.00
 Charge: 2, Exp. m/z: 415.268, Calc. m/z: 415.268
 Data File: HeLa_elastase-try_HCD_3, Scans: 37396 - 37396





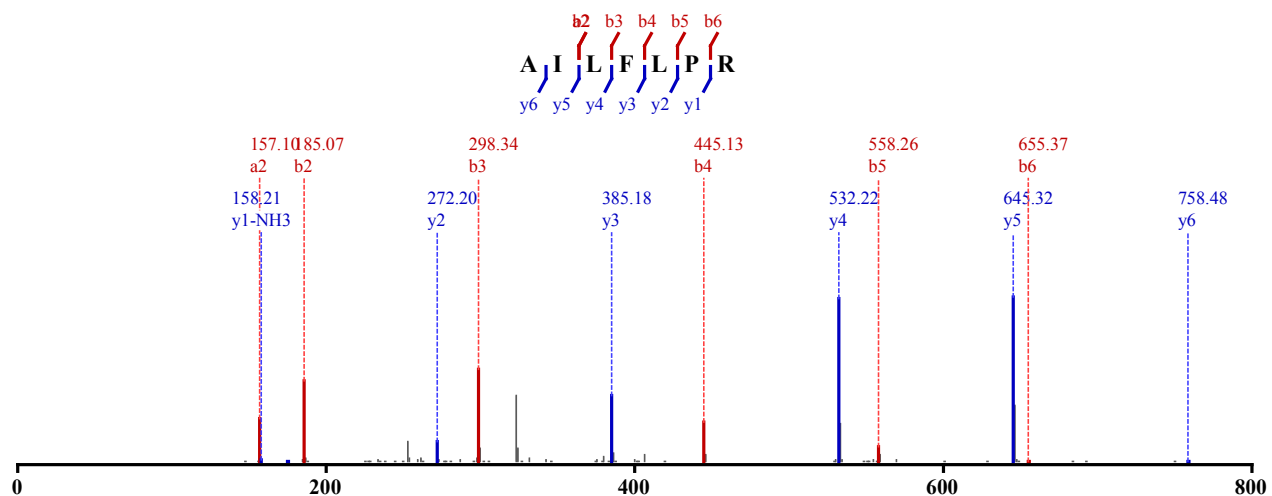


Not Modified

Identified in MSS251 with qvalue 0.00

Charge: 2, Exp. m/z: 415.269, Calc. m/z: 415.268

Data File: HeLa_elastase-try_CID-ETD_3, Scans: 25964 - 25964

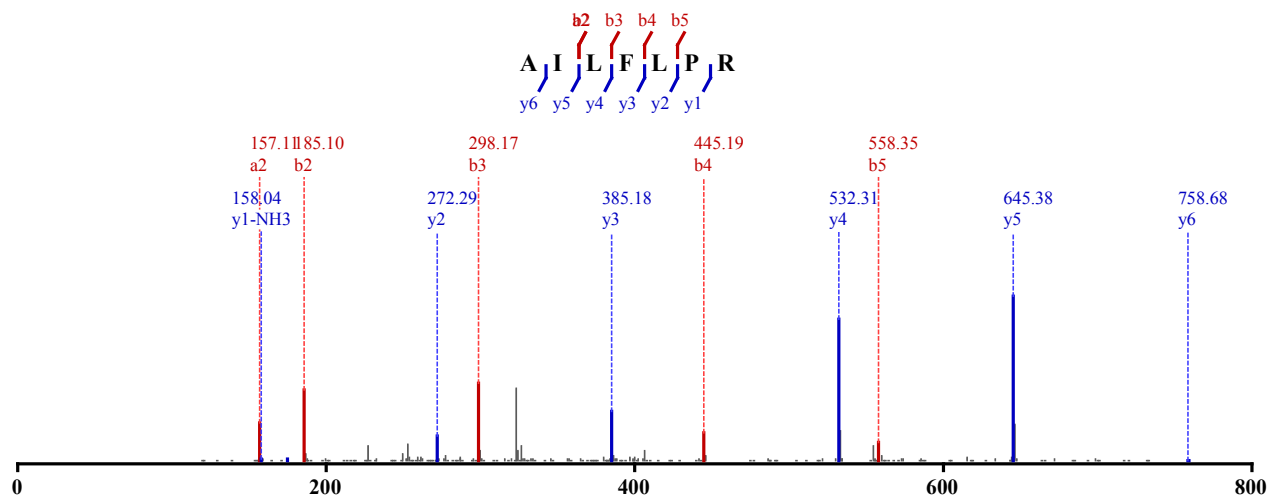


Not Modified

Identified in MSS251 with qvalue 0.01

Charge: 2, Exp. m/z: 415.268, Calc. m/z: 415.268

Data File: HeLa_elastase-try_CID-ETD_3, Scans: 26063 - 26063

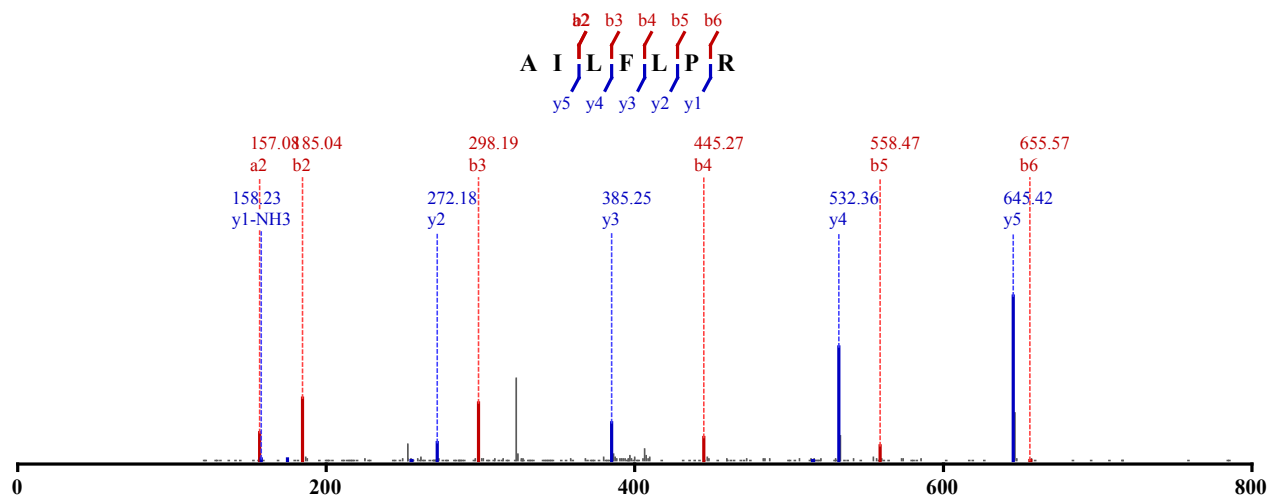


Not Modified

Identified in MSS255 with qvalue 0.01

Charge: 2, Exp. m/z: 415.269, Calc. m/z: 415.268

Data File: HeLa_ArgC_CID_1, Scans: 27251 - 27251

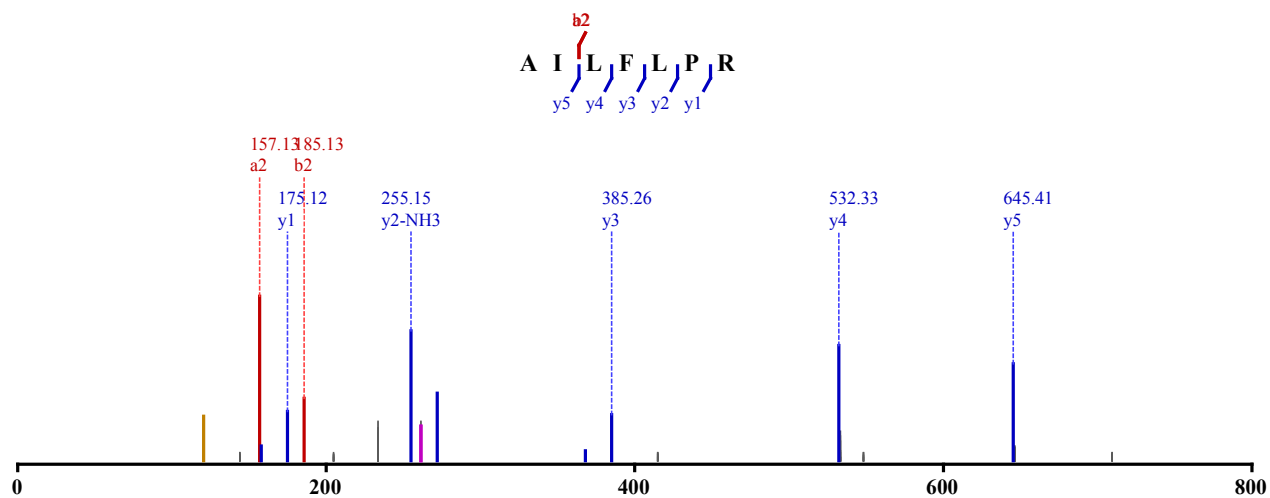


Not Modified

Identified in MSS257 with qvalue 0.00

Charge: 2, Exp. m/z: 415.268, Calc. m/z: 415.268

Data File: HeLa_ArgC_HCD_2, Scans: 35515 - 35515

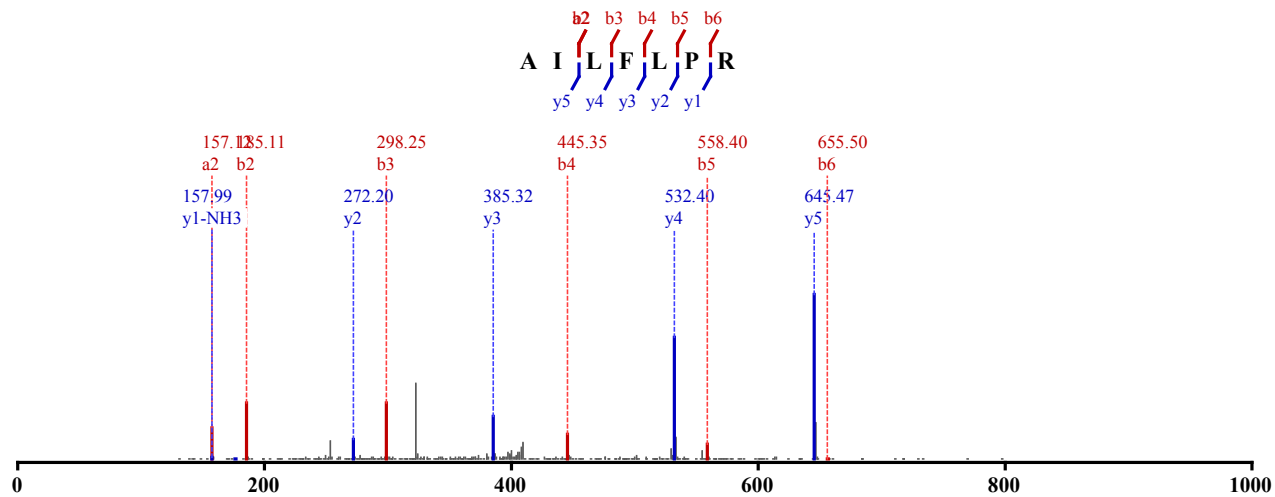


Not Modified

Identified in MSS255 with qvalue 0.01

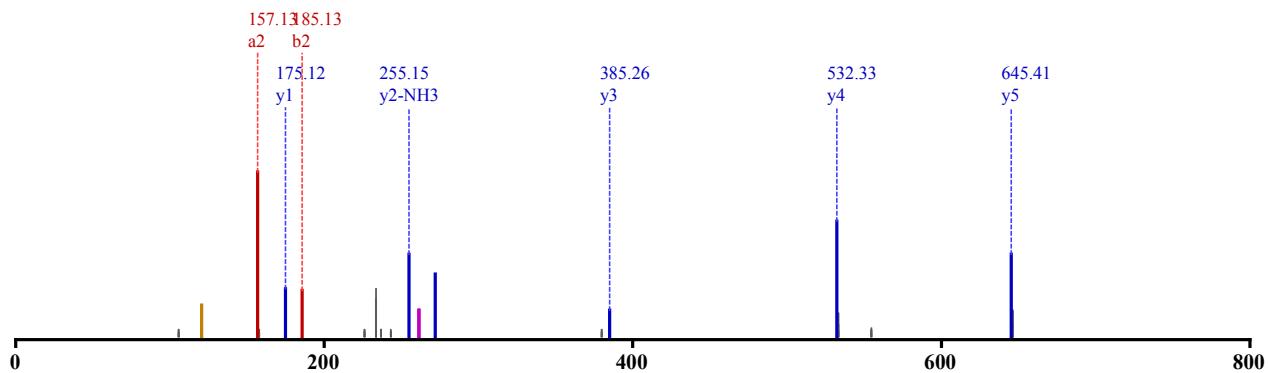
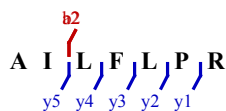
Charge: 2, Exp. m/z: 415.269, Calc. m/z: 415.268

Data File: HeLa_ArgC_CID_2, Scans: 27345 - 27345

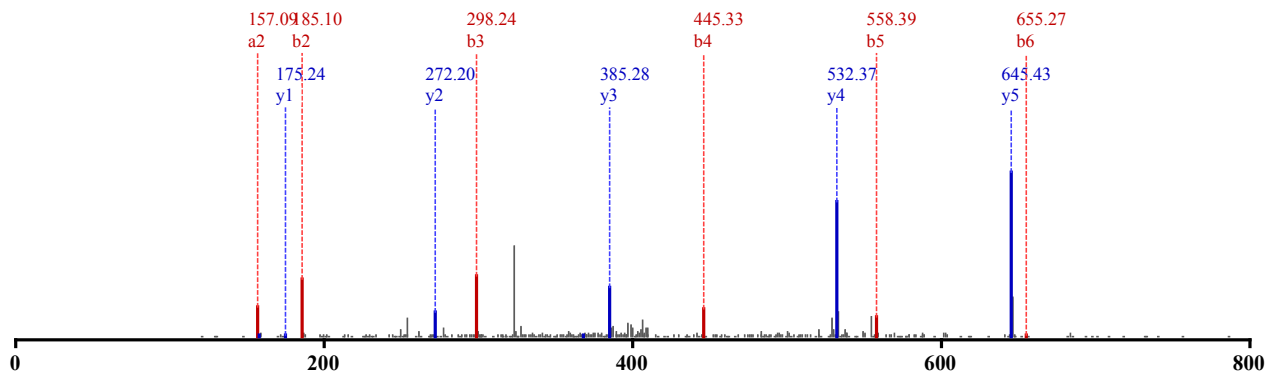
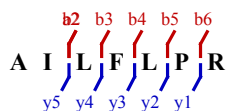


Not Modified

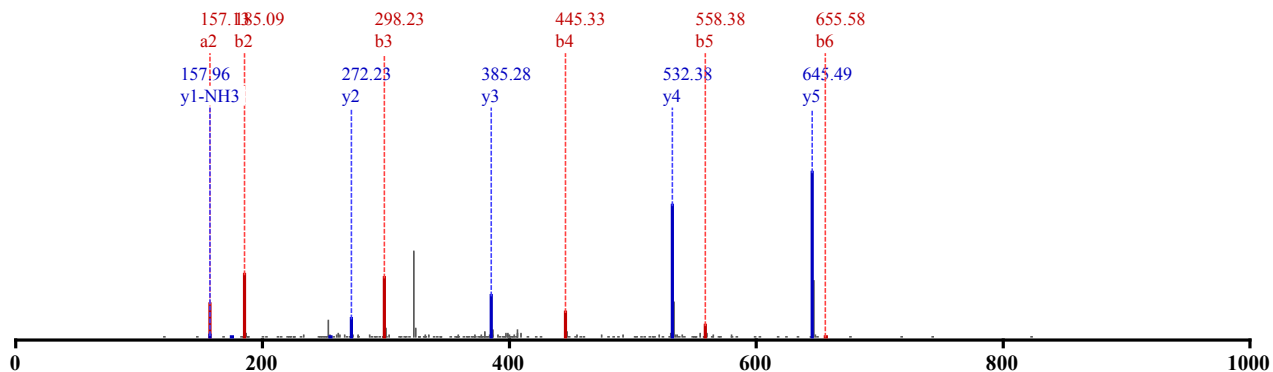
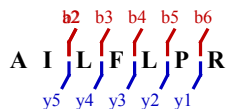
Identified in MSS257 with qvalue 0.00
 Charge: 2, Exp. m/z: 415.268, Calc. m/z: 415.268
 Data File: HeLa_ArgC_HCD_3, Scans: 35302 - 35302

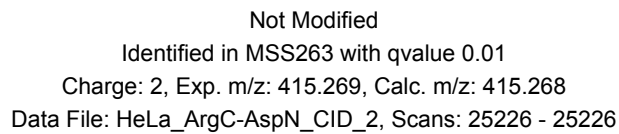
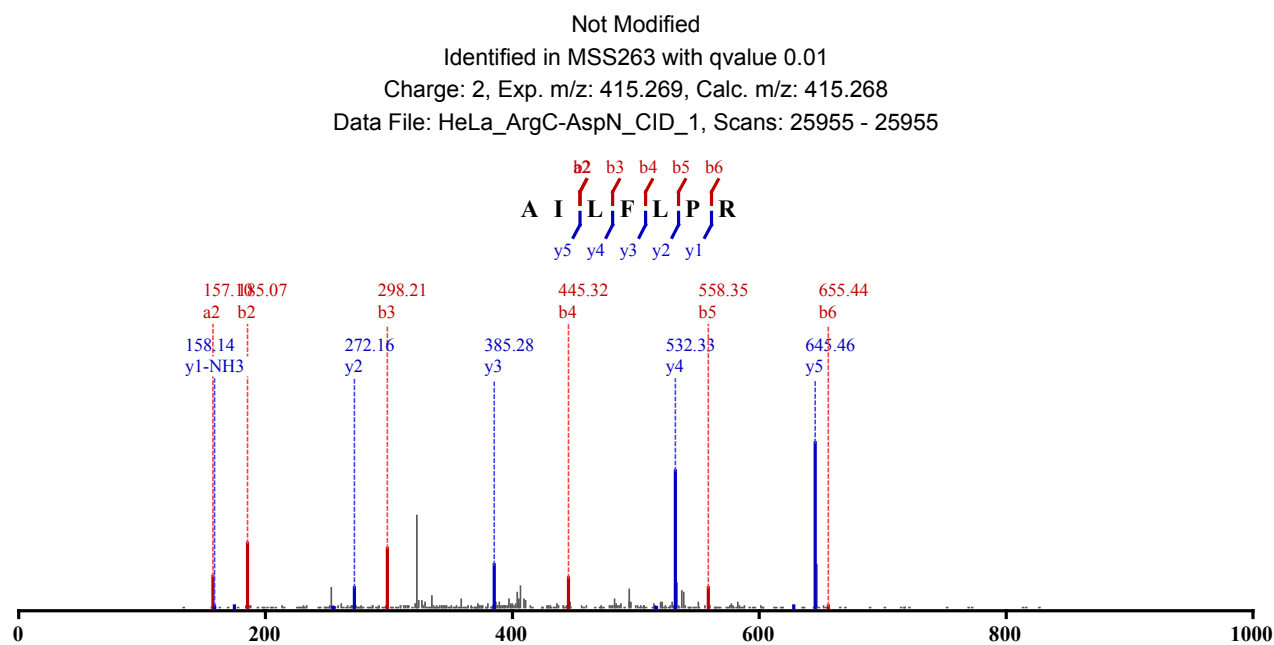
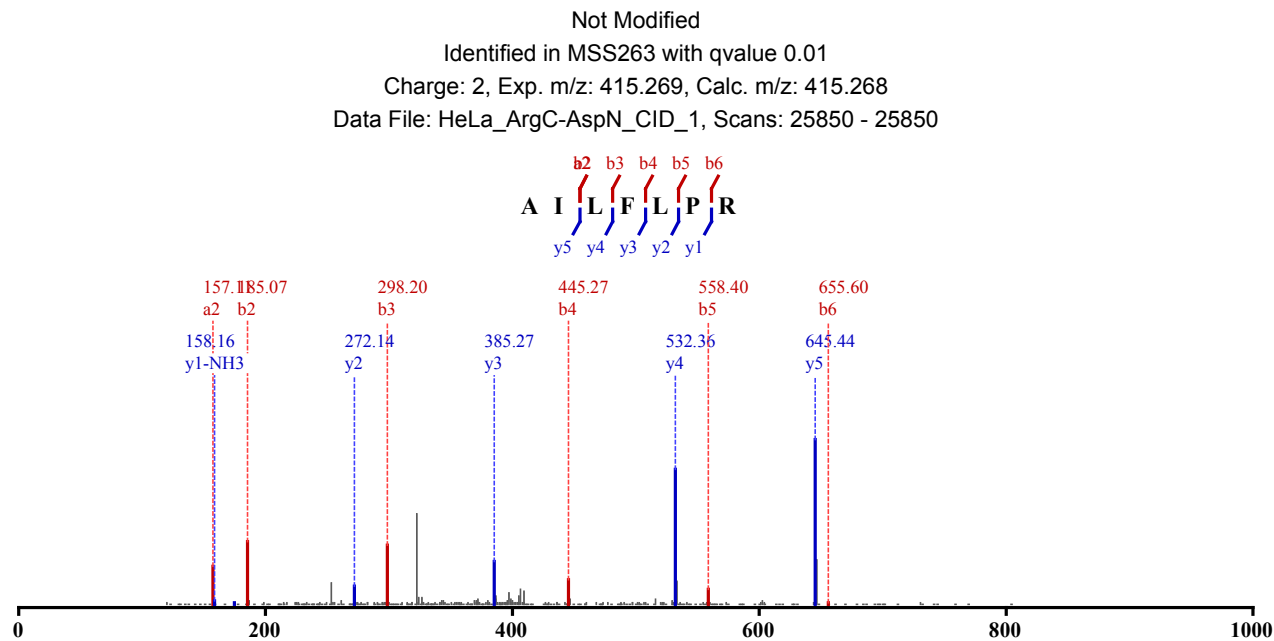


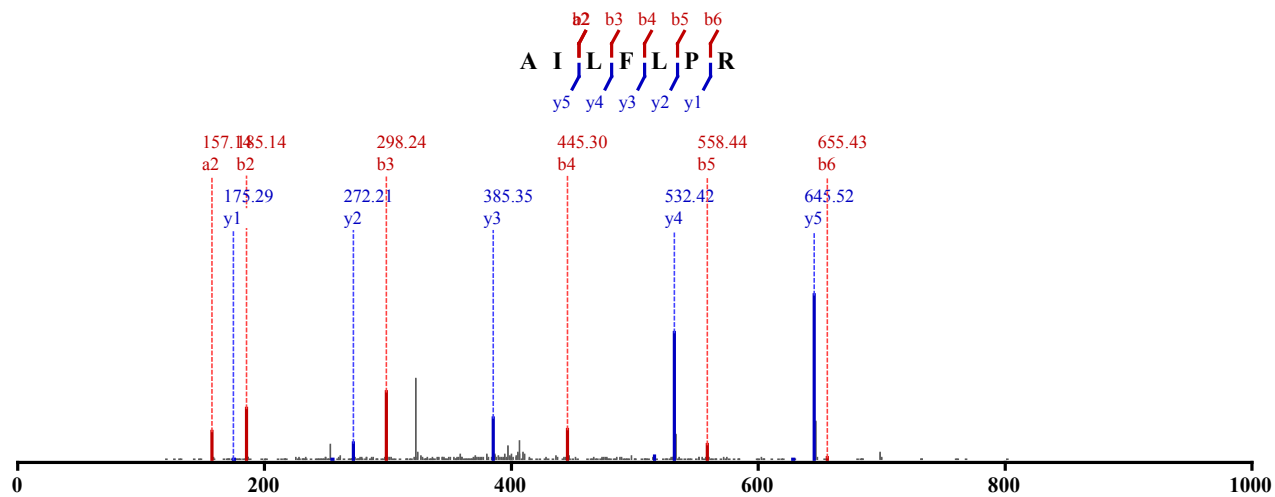
Not Modified
 Identified in MSS259 with qvalue 0.01
 Charge: 2, Exp. m/z: 415.269, Calc. m/z: 415.268
 Data File: HeLa_ArgC-LysC_CID_3, Scans: 27807 - 27807



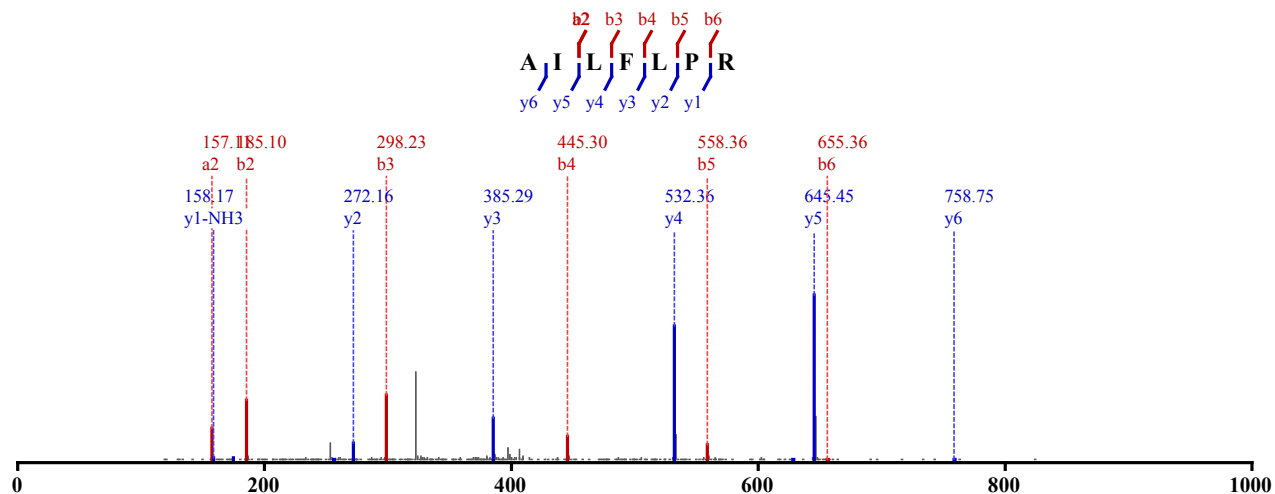
Not Modified
 Identified in MSS262 with qvalue 0.01
 Charge: 2, Exp. m/z: 415.269, Calc. m/z: 415.268
 Data File: HeLa_ArgC-Try_CID_3, Scans: 27774 - 27774



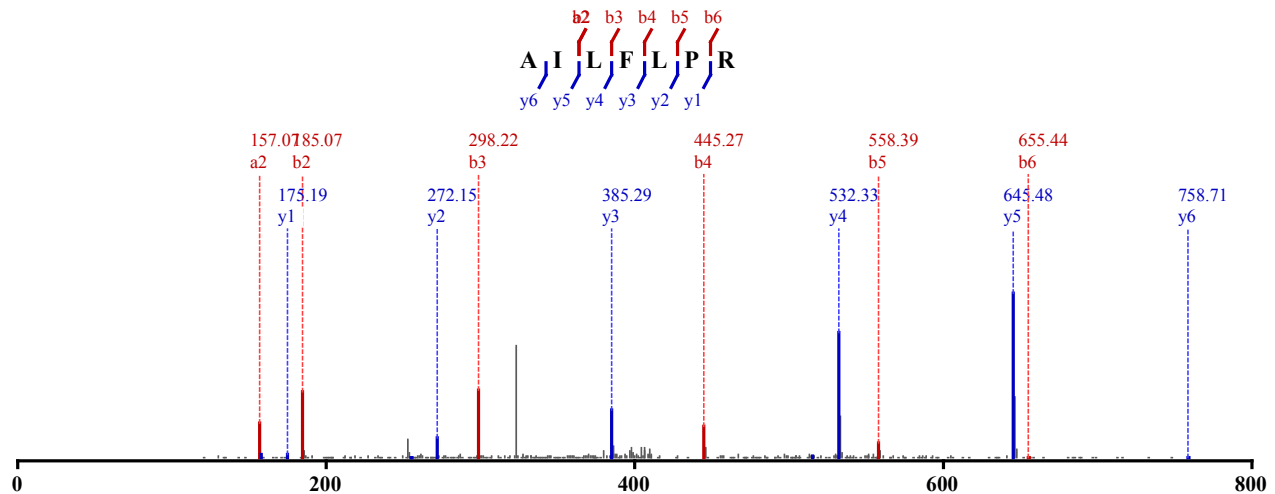




Not Modified
 Identified in MSS263 with qvalue 0.01
 Charge: 2, Exp. m/z: 415.268, Calc. m/z: 415.268
 Data File: HeLa_ArgC-AspN_CID_3, Scans: 25236 - 25236

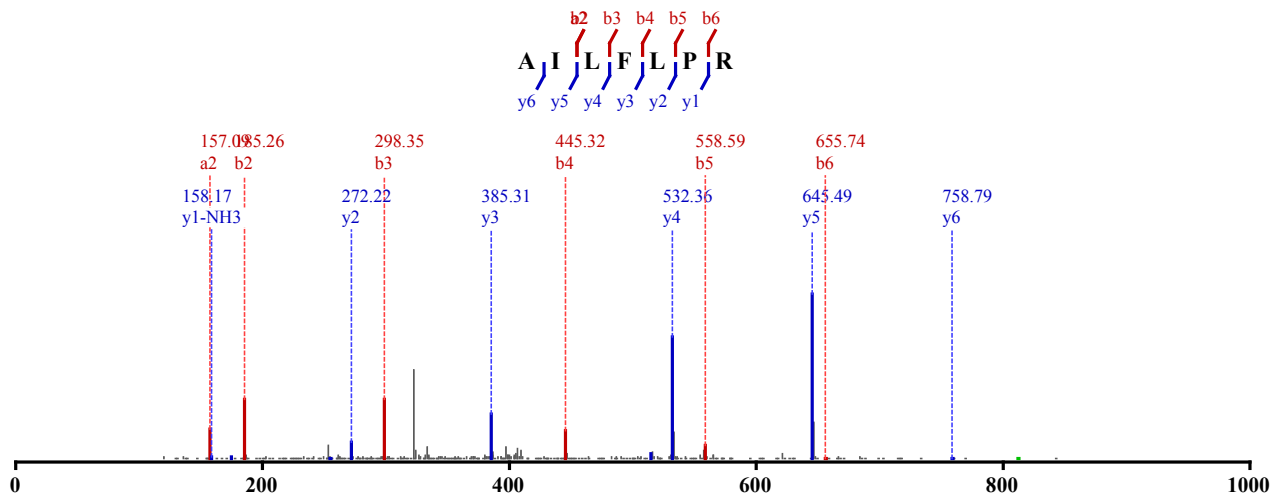


Not Modified
 Identified in MSS265 with qvalue 0.01
 Charge: 2, Exp. m/z: 415.269, Calc. m/z: 415.268
 Data File: HeLa_ArgC-GluC_CID_2, Scans: 27492 - 27492



Not Modified
 Identified in MSS264 with qvalue 0.01
 Charge: 2, Exp. m/z: 415.269, Calc. m/z: 415.268

Data File: HeLa_ArgC-Chytry_CID_1, Scans: 27342 - 27342

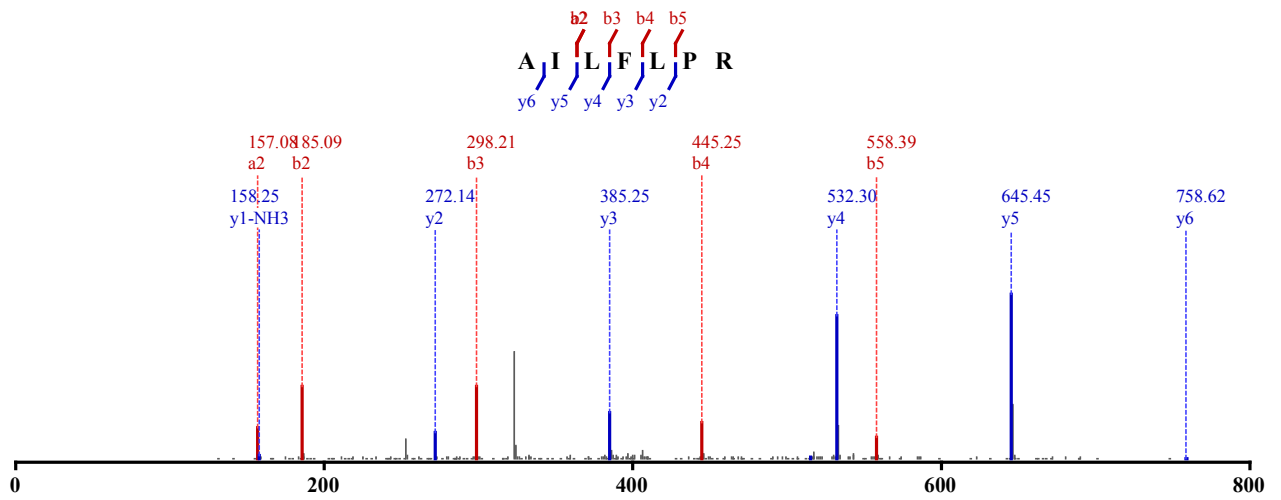


Not Modified

Identified in MSS264 with qvalue 0.00

Charge: 2, Exp. m/z: 415.269, Calc. m/z: 415.268

Data File: HeLa_ArgC-Chytry_CID_1, Scans: 27448 - 27448

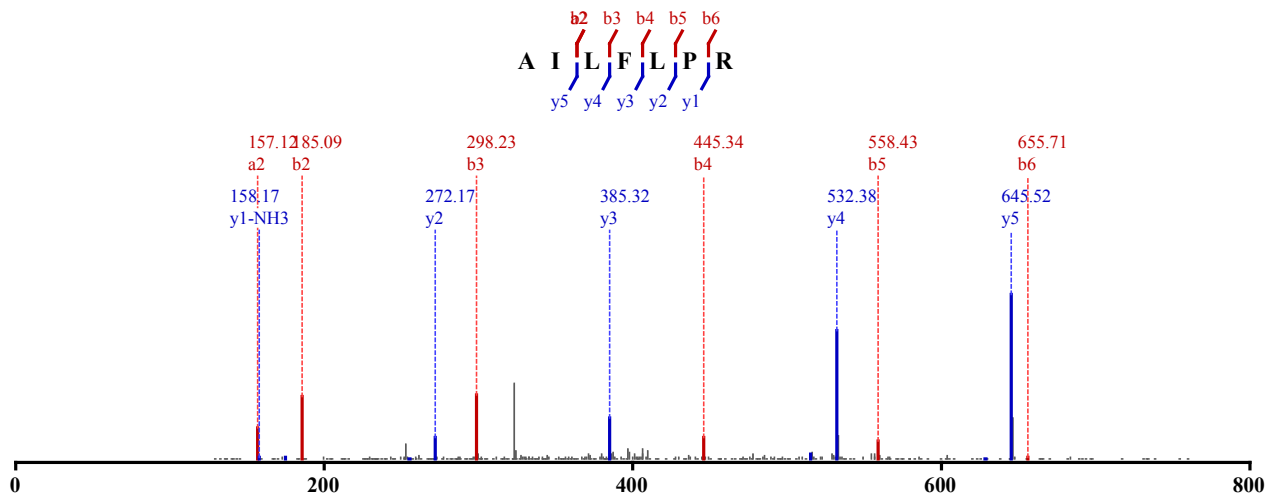


Not Modified

Identified in MSS264 with qvalue 0.00

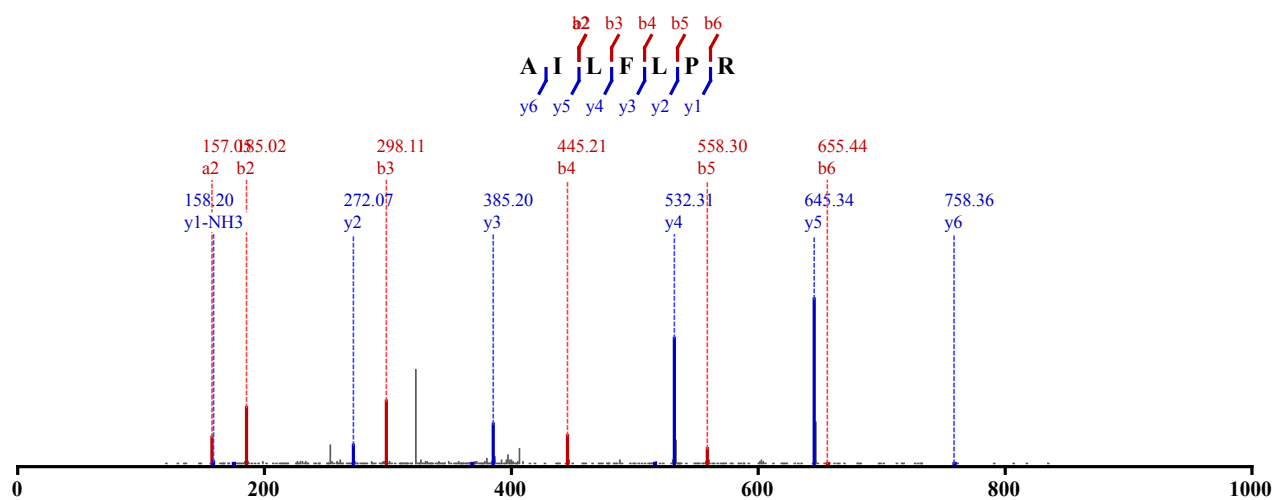
Charge: 2, Exp. m/z: 415.269, Calc. m/z: 415.268

Data File: HeLa_ArgC-Chytry_CID_2, Scans: 27367 - 27367

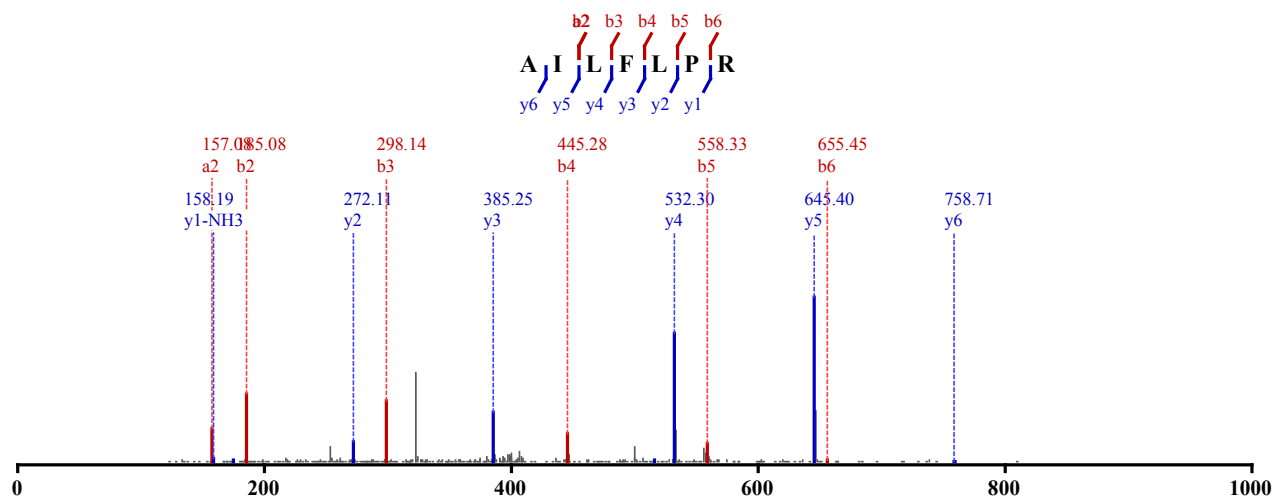


Not Modified

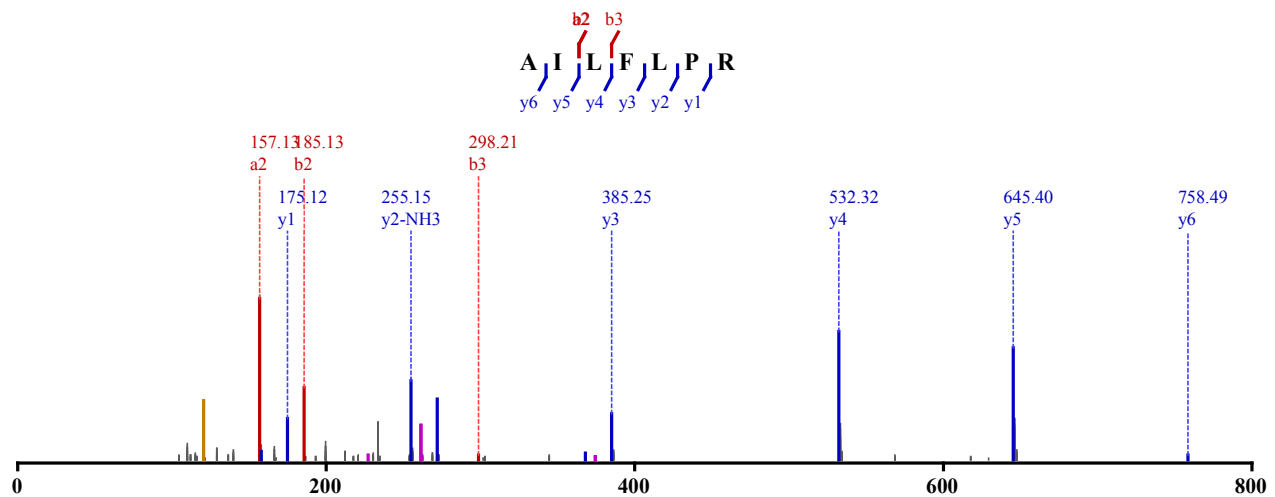
Identified in MSS264 with qvalue 0.00
 Charge: 2, Exp. m/z: 415.269, Calc. m/z: 415.268
 Data File: HeLa_ArgC-Chytry_CID_3, Scans: 29883 - 29883



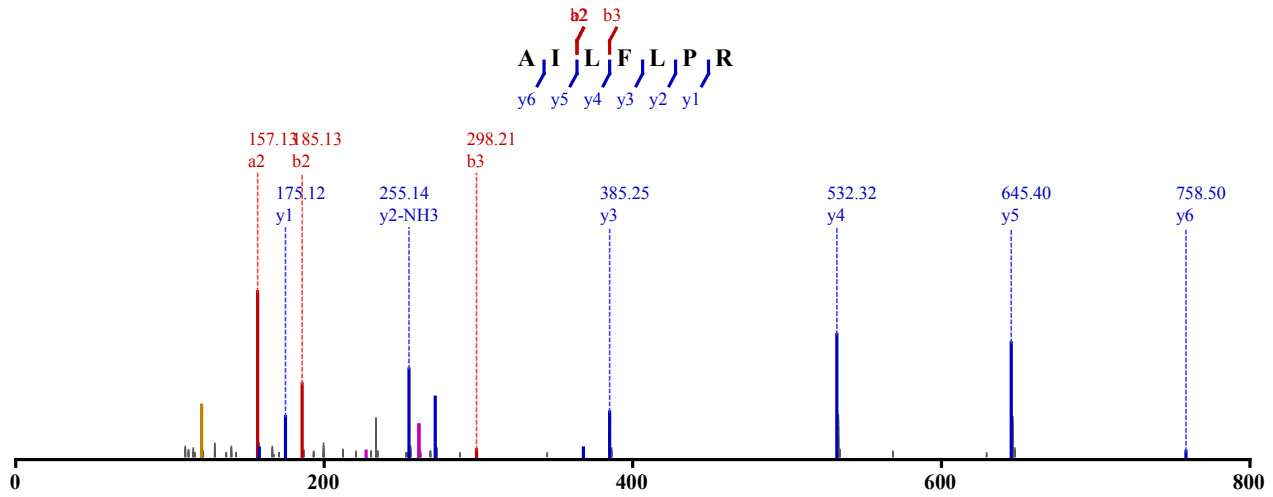
Not Modified
 Identified in MSS264 with qvalue 0.00
 Charge: 2, Exp. m/z: 415.269, Calc. m/z: 415.268
 Data File: HeLa_ArgC-Chytry_CID_3, Scans: 29982 - 29982



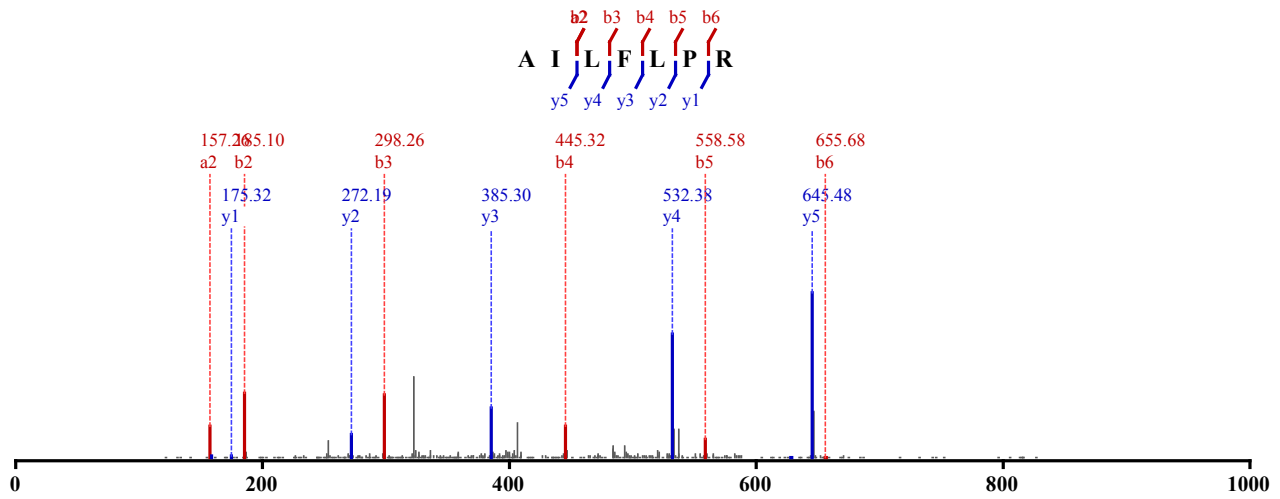
Not Modified
 Identified in MSS271 with qvalue 0.00
 Charge: 2, Exp. m/z: 415.268, Calc. m/z: 415.268
 Data File: HeLa_ArgC-Chytry_HCD_1, Scans: 30475 - 30475



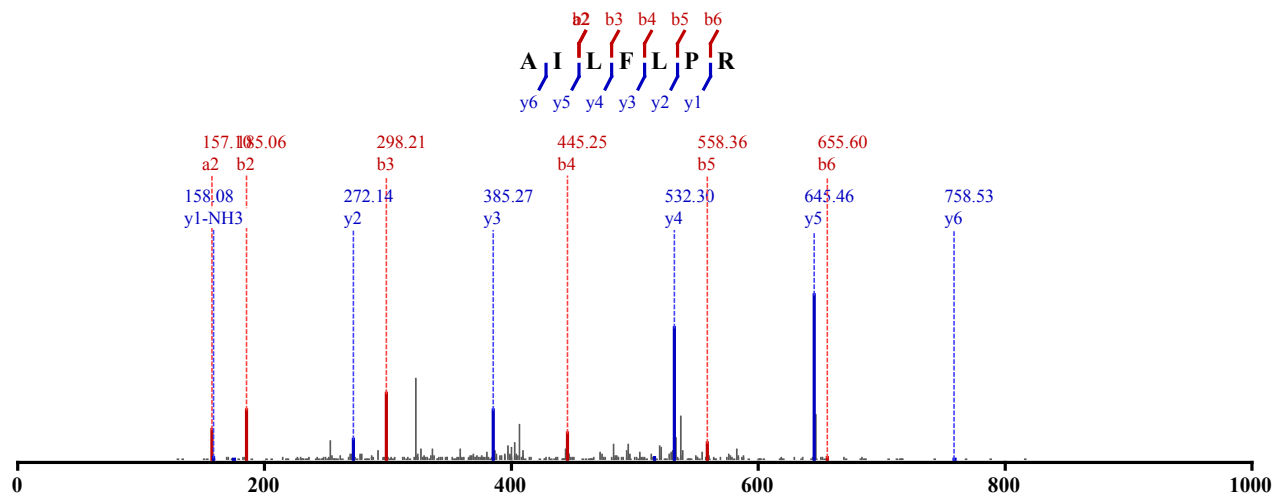
Not Modified
 Identified in MSS271 with qvalue 0.00
 Charge: 2, Exp. m/z: 415.269, Calc. m/z: 415.268
 Data File: HeLa_ArgC-Chytry_HCD_2, Scans: 30578 - 30578



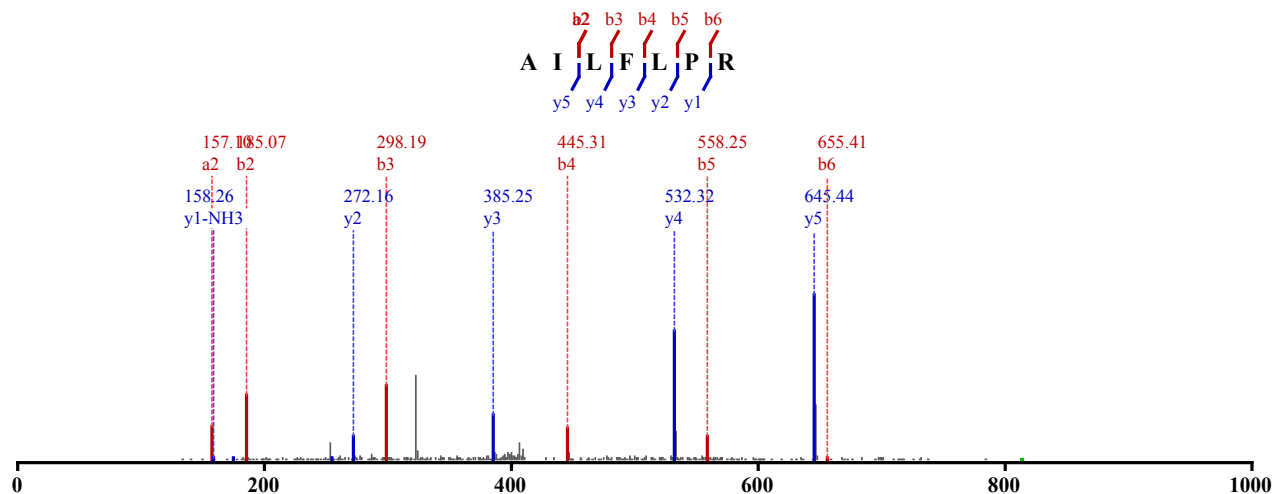
Not Modified
 Identified in MSS295 with qvalue 0.01
 Charge: 2, Exp. m/z: 415.269, Calc. m/z: 415.268
 Data File: HeLa_ArgC_CID-ETD_1, Scans: 16558 - 16558



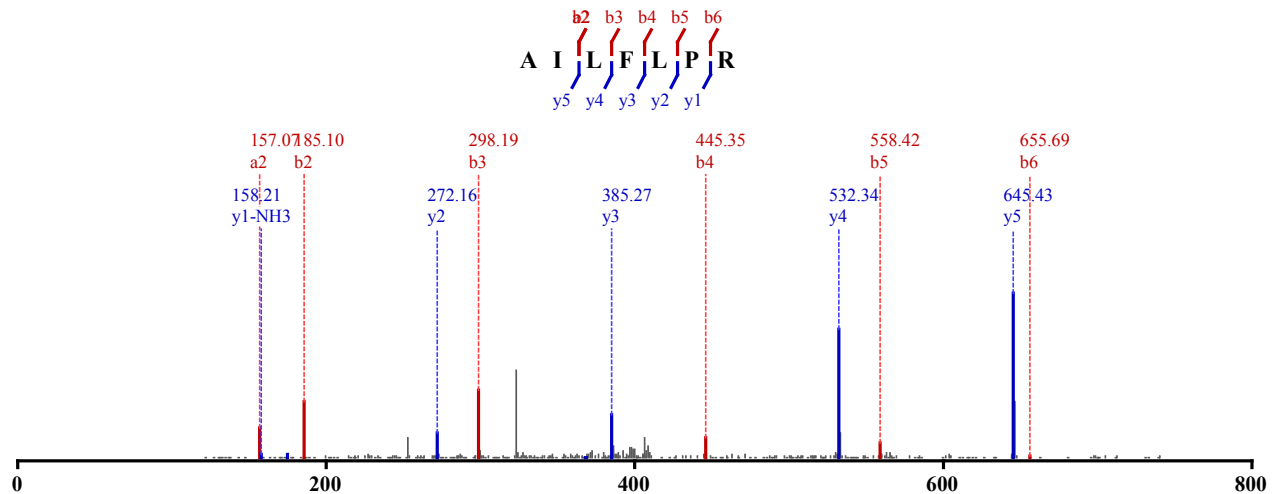
Not Modified
 Identified in MSS295 with qvalue 0.01
 Charge: 2, Exp. m/z: 415.269, Calc. m/z: 415.268
 Data File: HeLa_ArgC_CID-ETD_3, Scans: 17184 - 17184



Not Modified
 Identified in MSS291 with qvalue 0.00
 Charge: 2, Exp. m/z: 415.269, Calc. m/z: 415.268
 Data File: HeLa_ArgC-Elastase_CID_1, Scans: 27929 - 27929

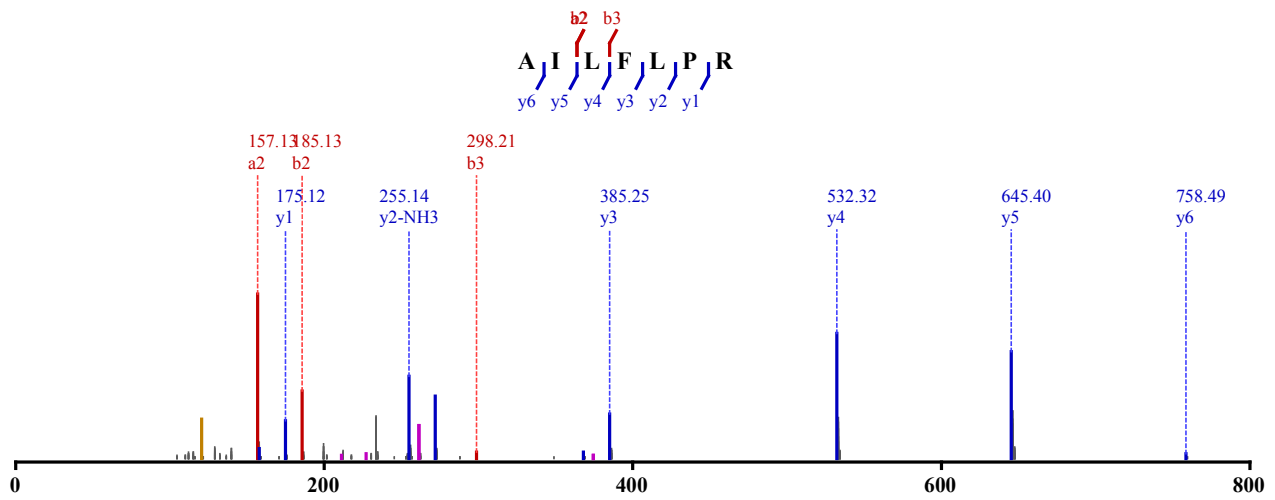


Not Modified
 Identified in MSS291 with qvalue 0.00
 Charge: 2, Exp. m/z: 415.269, Calc. m/z: 415.268
 Data File: HeLa_ArgC-Elastase_CID_2, Scans: 27552 - 27552



Not Modified
 Identified in MSS305 with qvalue 0.00
 Charge: 2, Exp. m/z: 415.268, Calc. m/z: 415.268

Data File: HeLa_ArgC-Elastase_HCD_3, Scans: 29143 - 29143

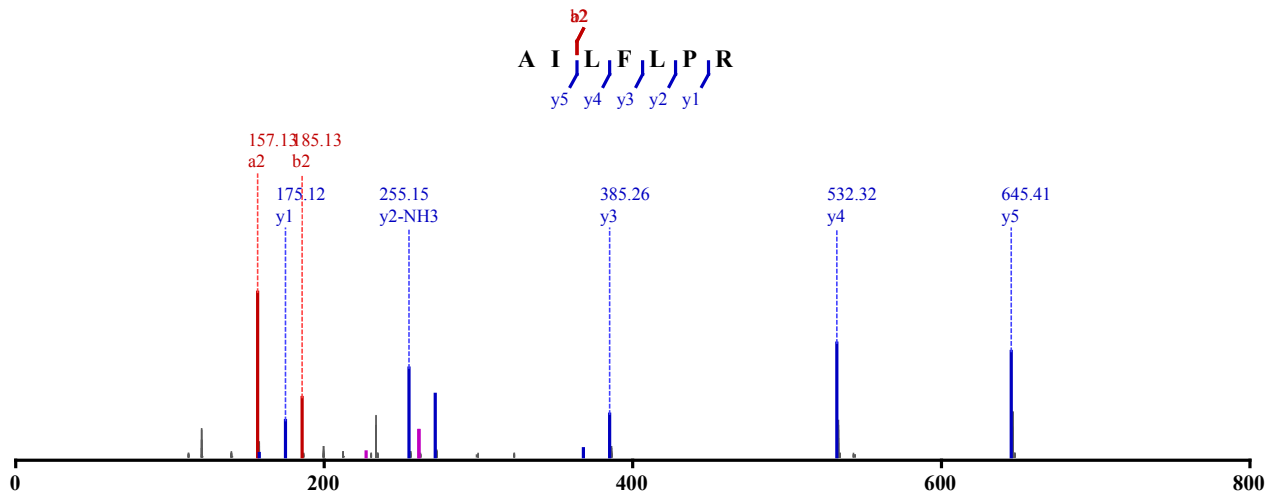


Not Modified

Identified in MSS405 with qvalue 0.01

Charge: 2, Exp. m/z: 415.269, Calc. m/z: 415.268

Data File: HeLa_CET_HCD_1, Scans: 32976 - 32976

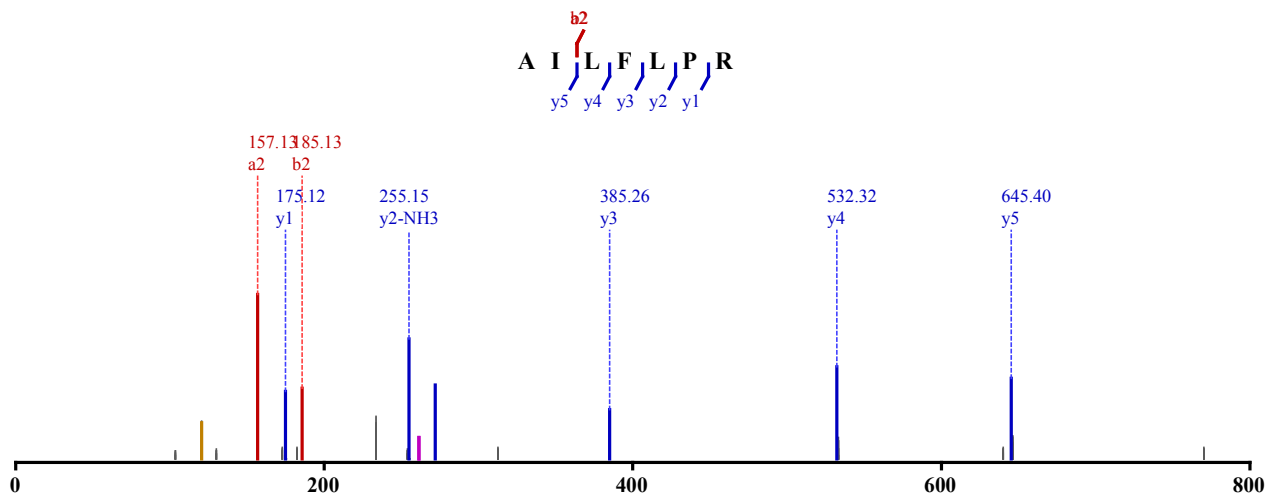


Not Modified

Identified in MSS404 with qvalue 0.01

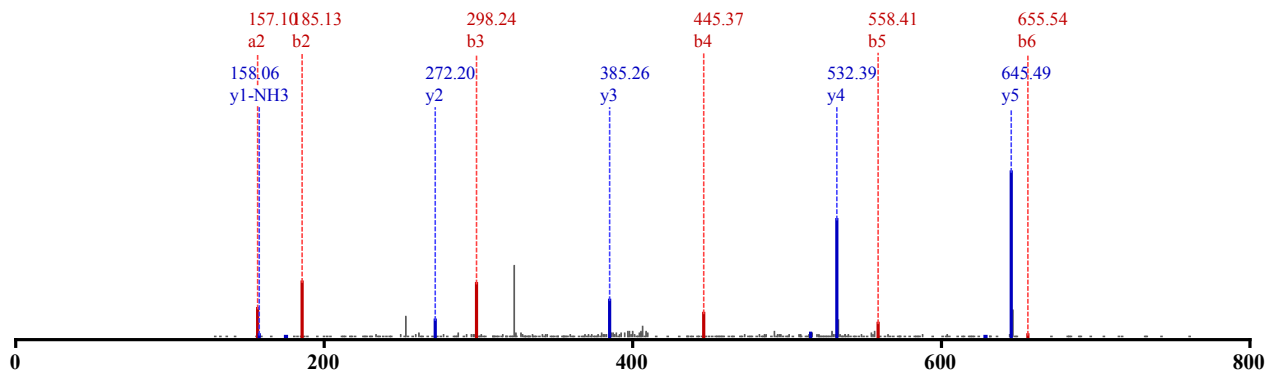
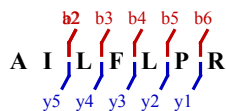
Charge: 2, Exp. m/z: 415.268, Calc. m/z: 415.268

Data File: HeLa_ALT_HCD_1, Scans: 32804 - 32804

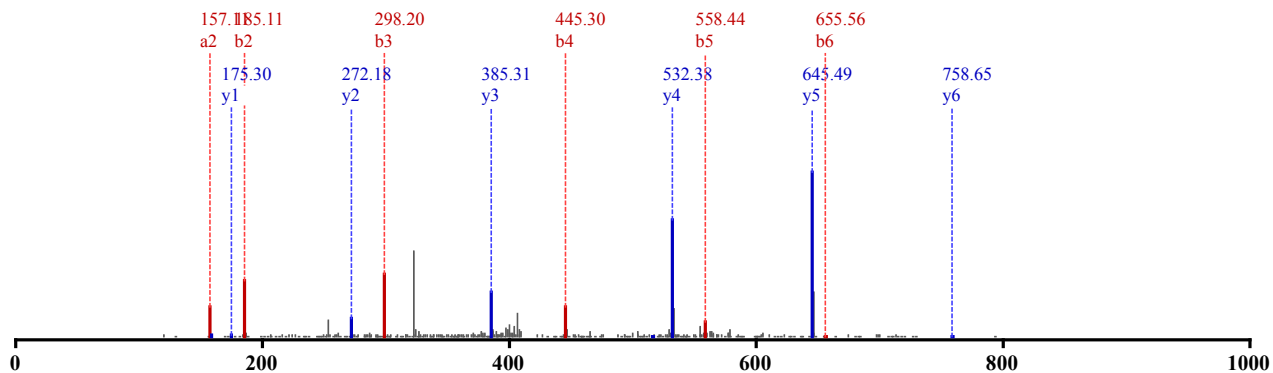
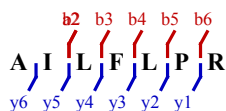


Not Modified

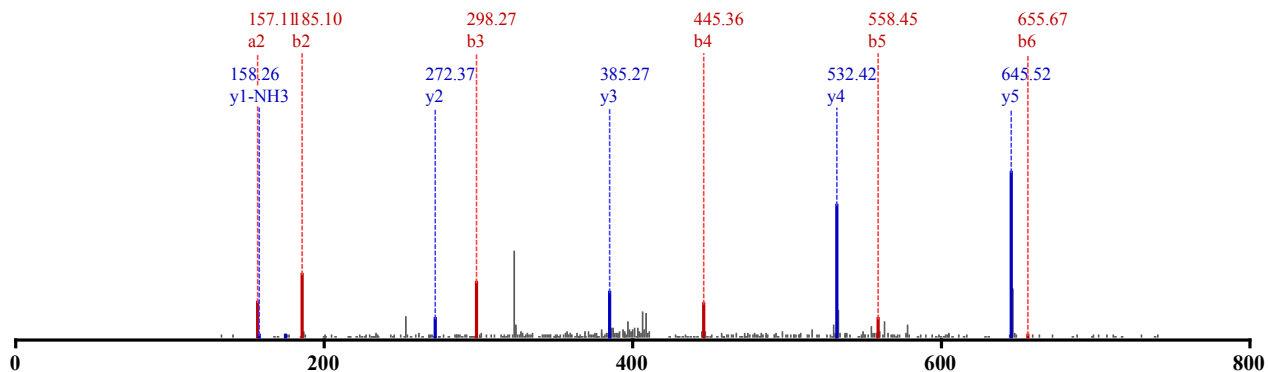
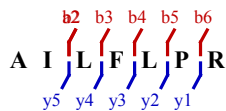
Identified in MSS416 with qvalue 0.00
 Charge: 2, Exp. m/z: 415.269, Calc. m/z: 415.268
 Data File: HeLa_ArgC-Chytry_CID-ETD_1, Scans: 17989 - 17989



Not Modified
 Identified in MSS417 with qvalue 0.00
 Charge: 2, Exp. m/z: 415.269, Calc. m/z: 415.268
 Data File: HeLa_ArgC-Elastase_CID-ETD_1, Scans: 19433 - 19433



Not Modified
 Identified in MSS417 with qvalue 0.00
 Charge: 2, Exp. m/z: 415.269, Calc. m/z: 415.268
 Data File: HeLa_ArgC-Elastase_CID-ETD_1, Scans: 19503 - 19503

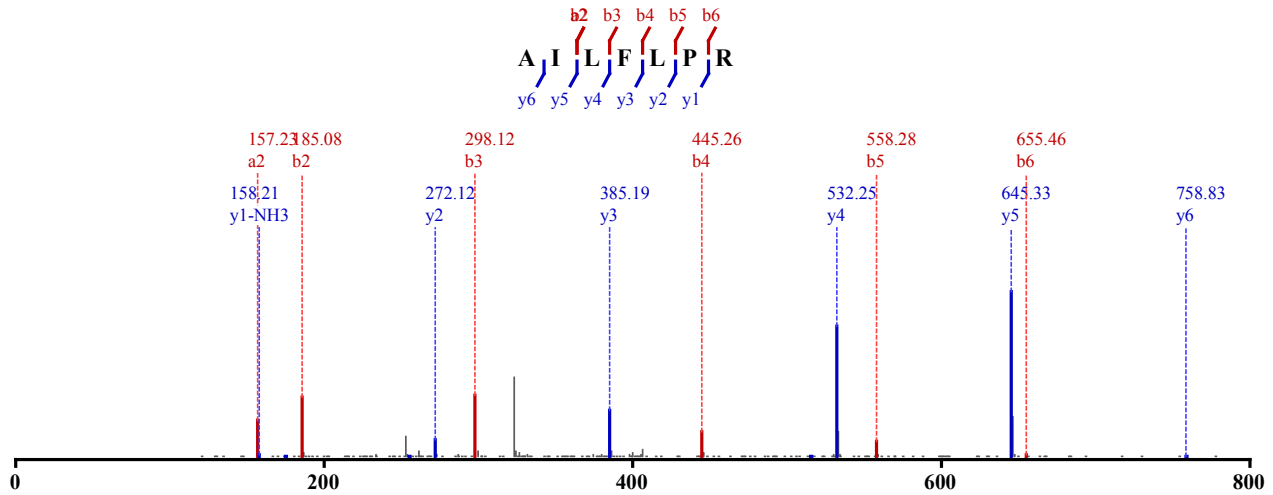


Not Modified

Identified in MSS425 with qvalue 0.00

Charge: 2, Exp. m/z: 415.268, Calc. m/z: 415.268

Data File: HeLa_AspN-Try_CID-ETD_1, Scans: 23754 - 23754

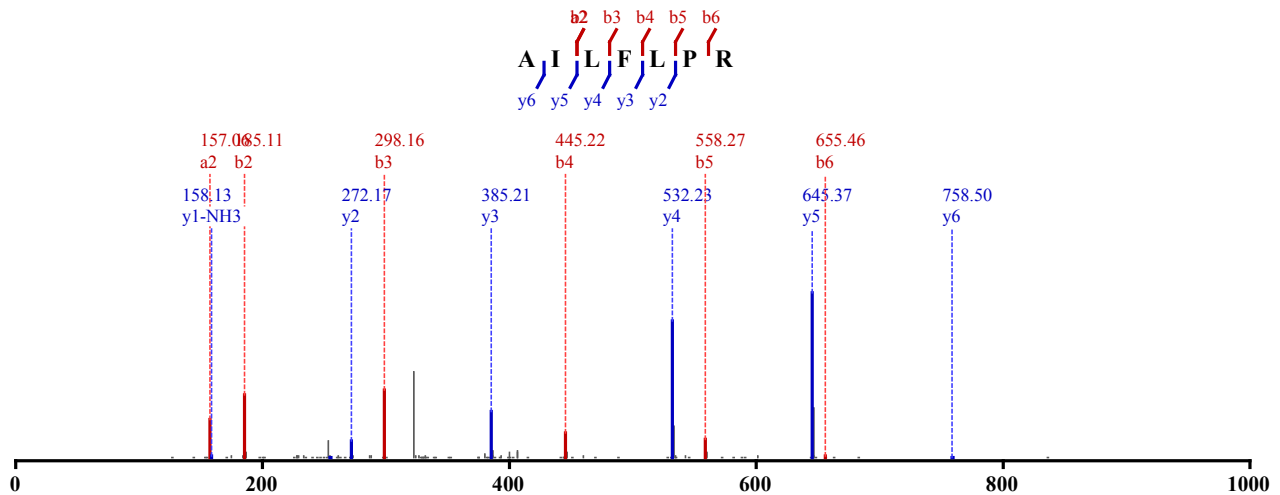


Not Modified

Identified in MSS425 with qvalue 0.00

Charge: 2, Exp. m/z: 415.268, Calc. m/z: 415.268

Data File: HeLa_AspN-Try_CID-ETD_1, Scans: 23821 - 23821

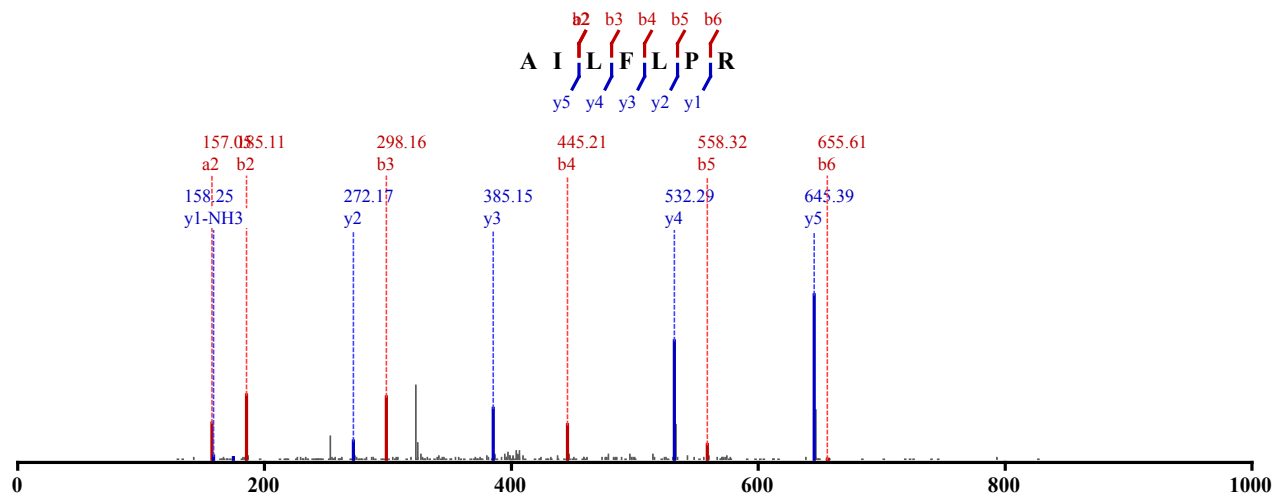


Not Modified

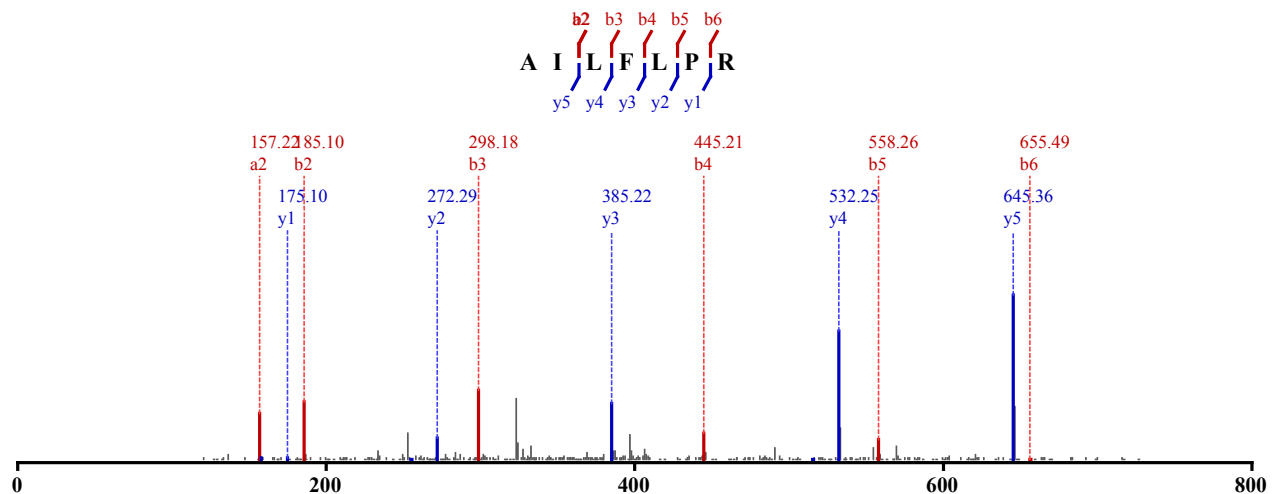
Identified in MSS427 with qvalue 0.00

Charge: 2, Exp. m/z: 415.269, Calc. m/z: 415.268

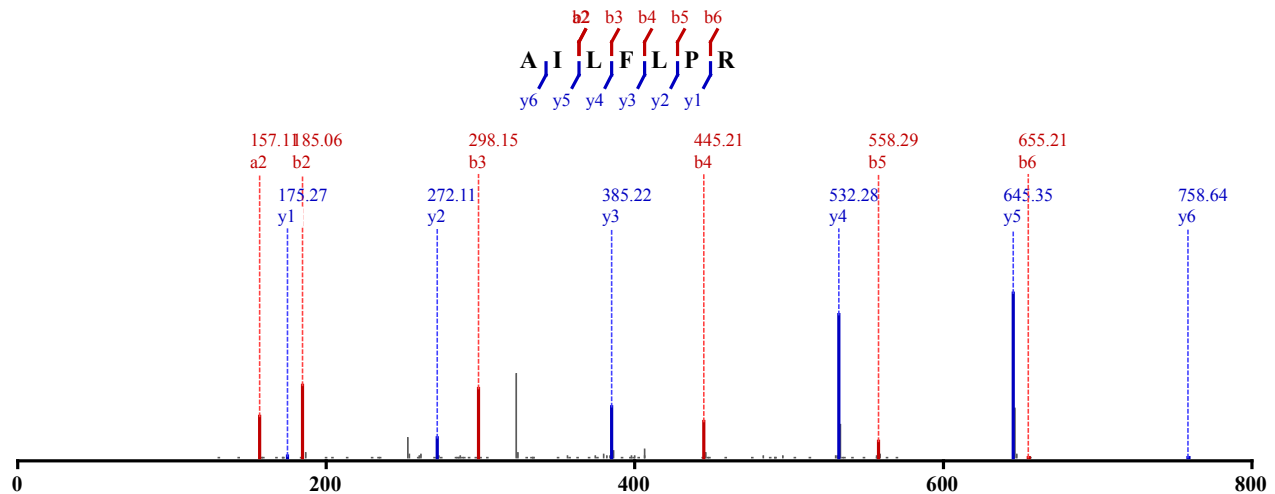
Data File: HeLa_chytry-try_CID-ETD_1, Scans: 22801 - 22801



Not Modified
 Identified in MSS427 with qvalue 0.00
 Charge: 2, Exp. m/z: 415.269, Calc. m/z: 415.268
 Data File: HeLa_chytry-try_CID-ETD_2, Scans: 24367 - 24367

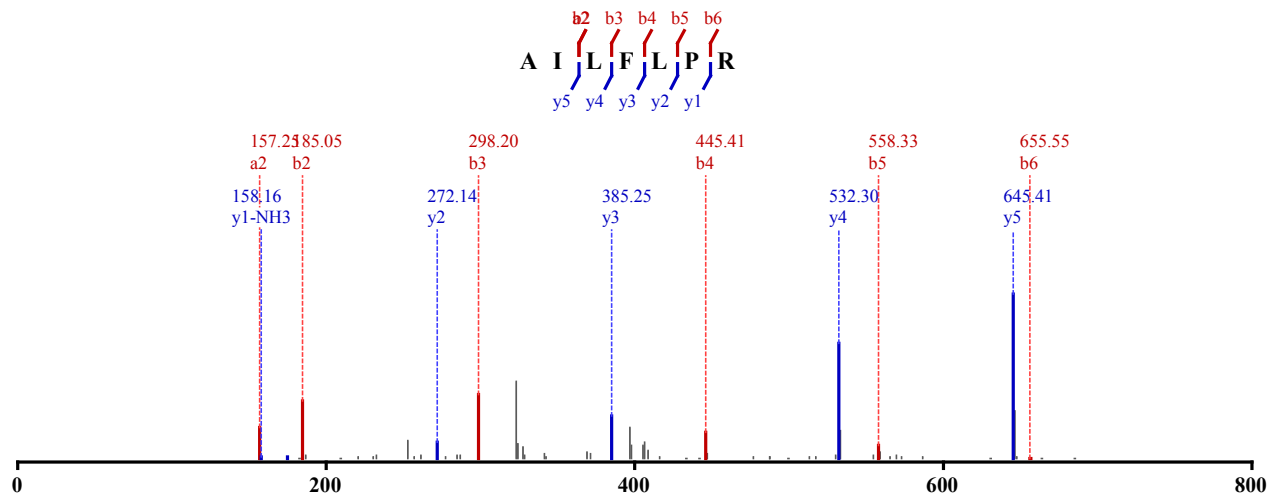


Not Modified
 Identified in MSS431 with qvalue 0.00
 Charge: 2, Exp. m/z: 415.269, Calc. m/z: 415.268
 Data File: HeLa_GluC-Try_CID-ETD_2, Scans: 24041 - 24041



Not Modified
 Identified in MSS488 with qvalue 0.00
 Charge: 2, Exp. m/z: 415.268, Calc. m/z: 415.268

Data File: HeLa_chy-try_pH4_CID_3xload_3, Scans: 31975 - 31975

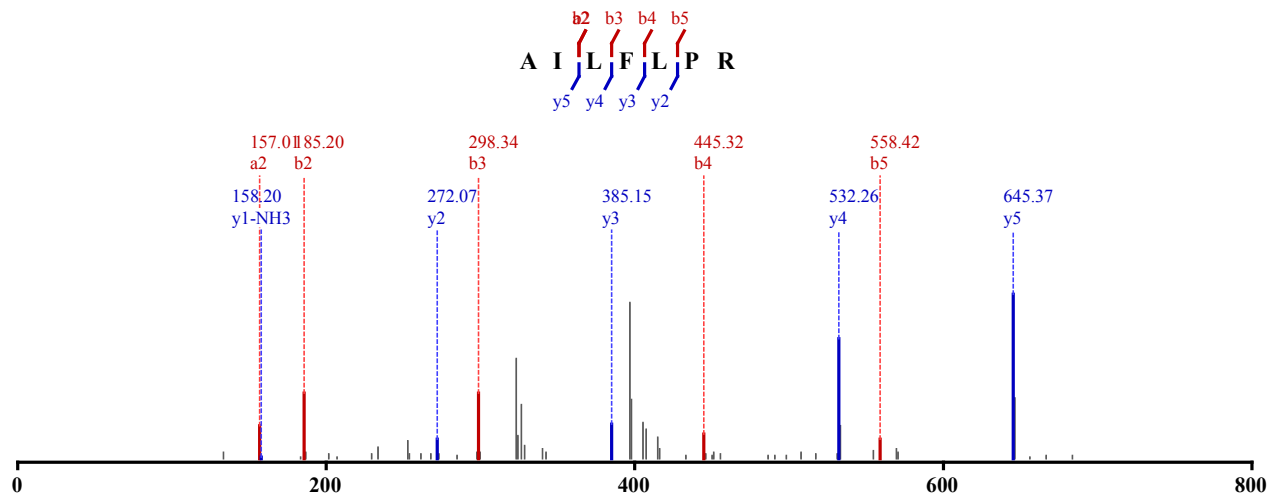


Not Modified

Identified in MSS488 with qvalue 0.00

Charge: 2, Exp. m/z: 415.268, Calc. m/z: 415.268

Data File: HeLa_chy-try_pH4_CID_3xload_3, Scans: 32052 - 32052

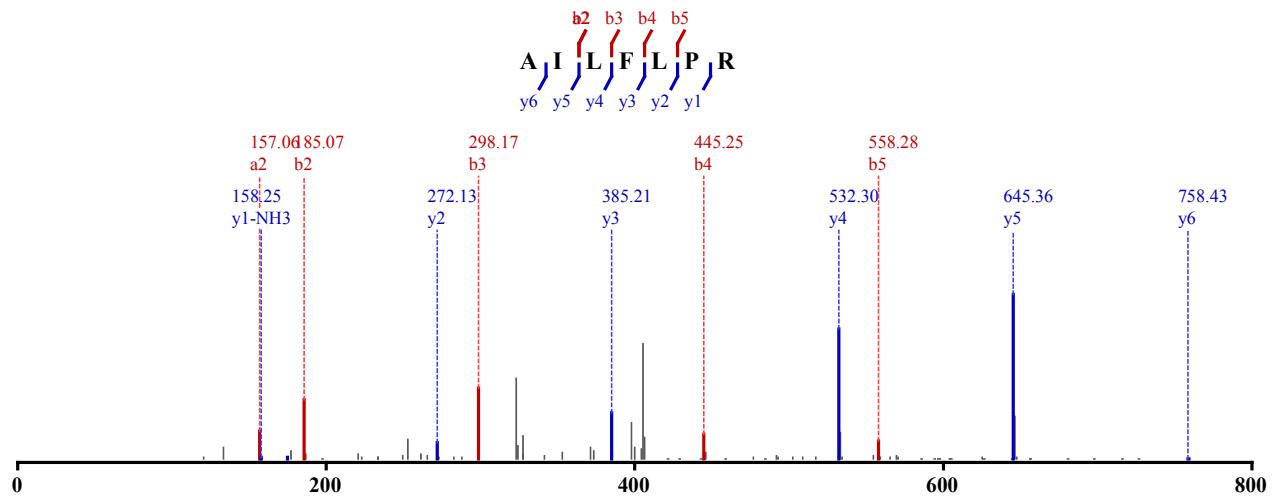


Not Modified

Identified in MSS488 with qvalue 0.00

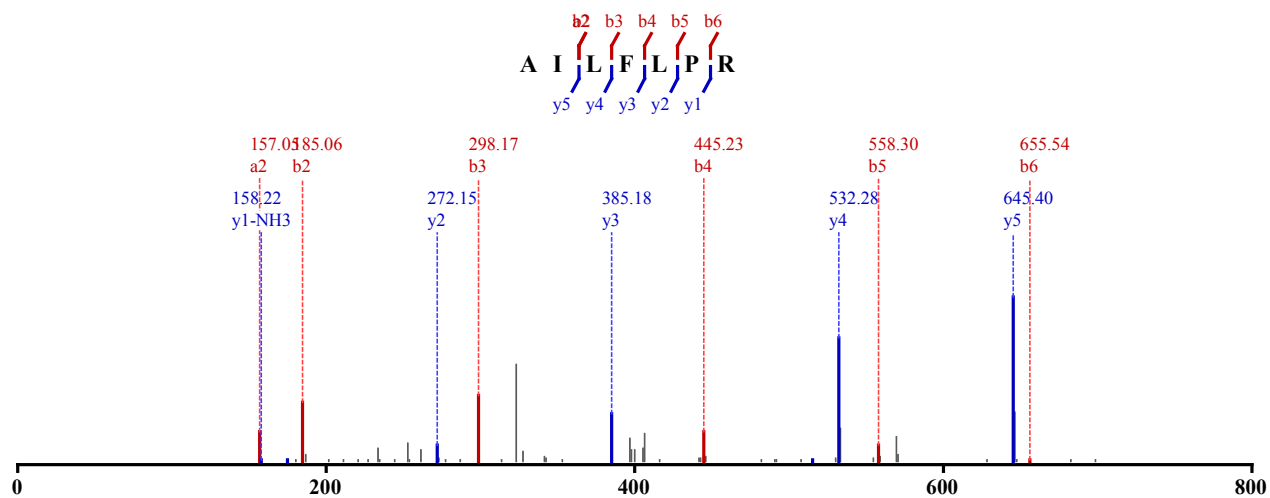
Charge: 2, Exp. m/z: 415.268, Calc. m/z: 415.268

Data File: HeLa_chy-try_pH4_CID_3xload, Scans: 35920 - 35920

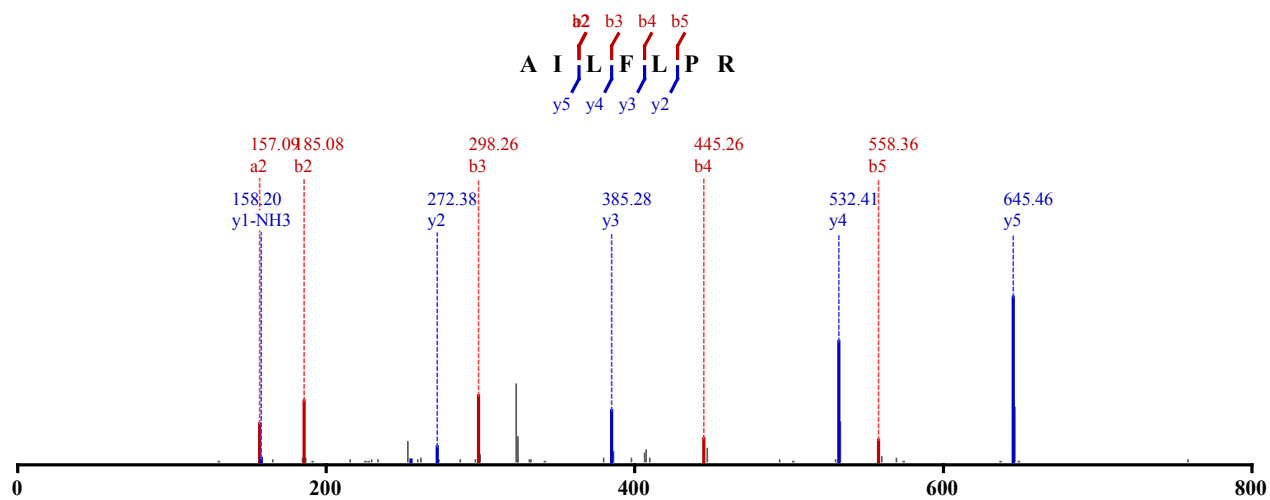


Not Modified

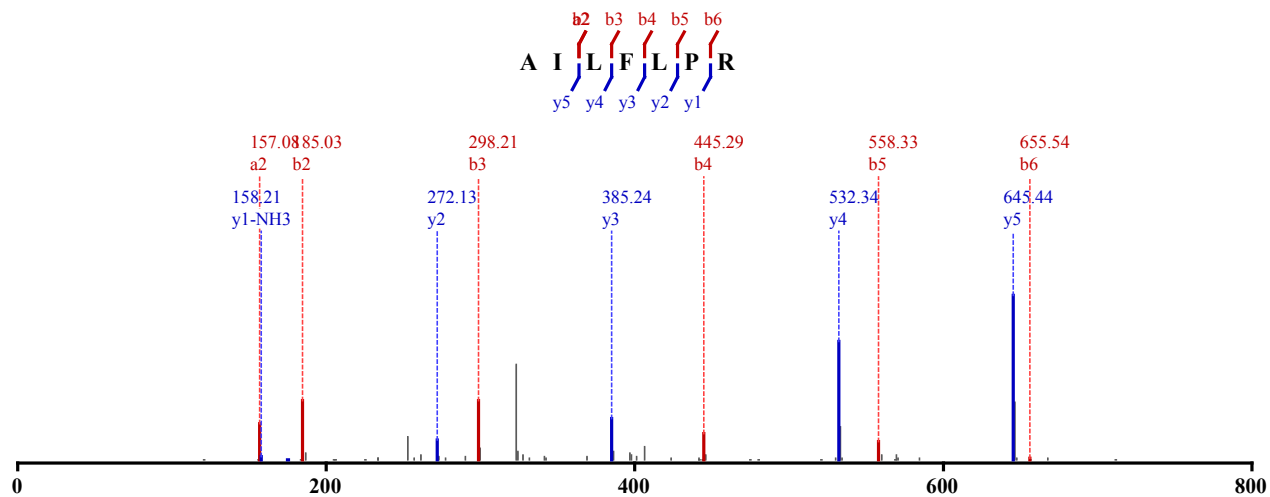
Identified in MSS488 with qvalue 0.00
Charge: 2, Exp. m/z: 415.268, Calc. m/z: 415.268
Data File: HeLa_chy-try_pH5_CID_3xload_2, Scans: 34223 - 34223



Not Modified
Identified in MSS488 with qvalue 0.00
Charge: 2, Exp. m/z: 415.268, Calc. m/z: 415.268
Data File: HeLa_chy-try_pH5_CID_3xload_2, Scans: 34280 - 34280



Not Modified
Identified in MSS488 with qvalue 0.00
Charge: 2, Exp. m/z: 415.268, Calc. m/z: 415.268
Data File: HeLa_chy-try_pH5_CID_3xload_2, Scans: 34345 - 34345

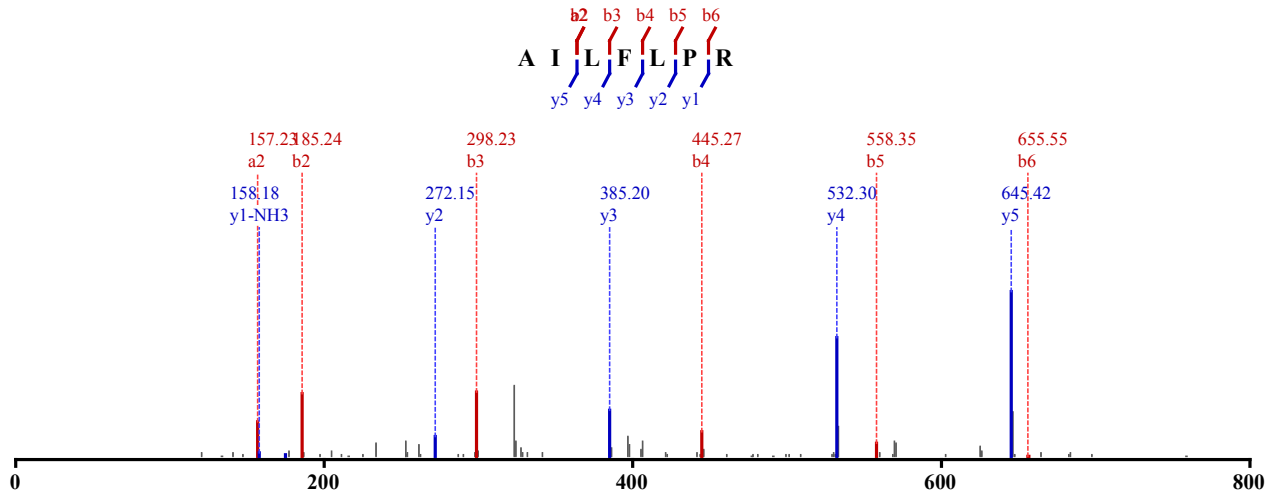


Not Modified

Identified in MSS488 with qvalue 0.00

Charge: 2, Exp. m/z: 415.268, Calc. m/z: 415.268

Data File: HeLa_chy-try_pH5_CID_3xload_2, Scans: 34416 - 34416

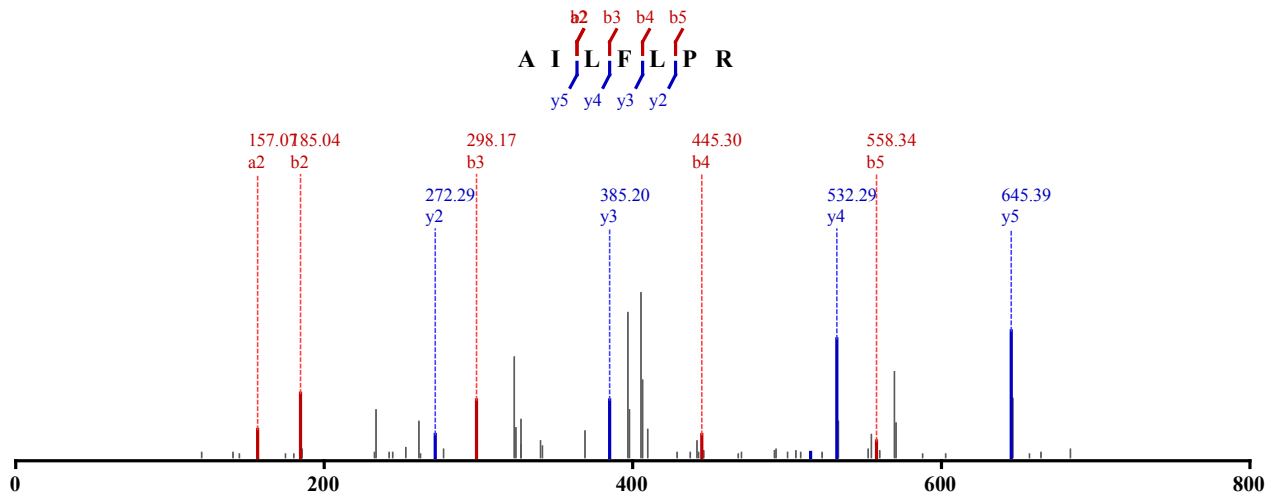


Not Modified

Identified in MSS488 with qvalue 0.00

Charge: 2, Exp. m/z: 415.268, Calc. m/z: 415.268

Data File: HeLa_chy-try_pH5_CID_3xload_3, Scans: 33647 - 33647

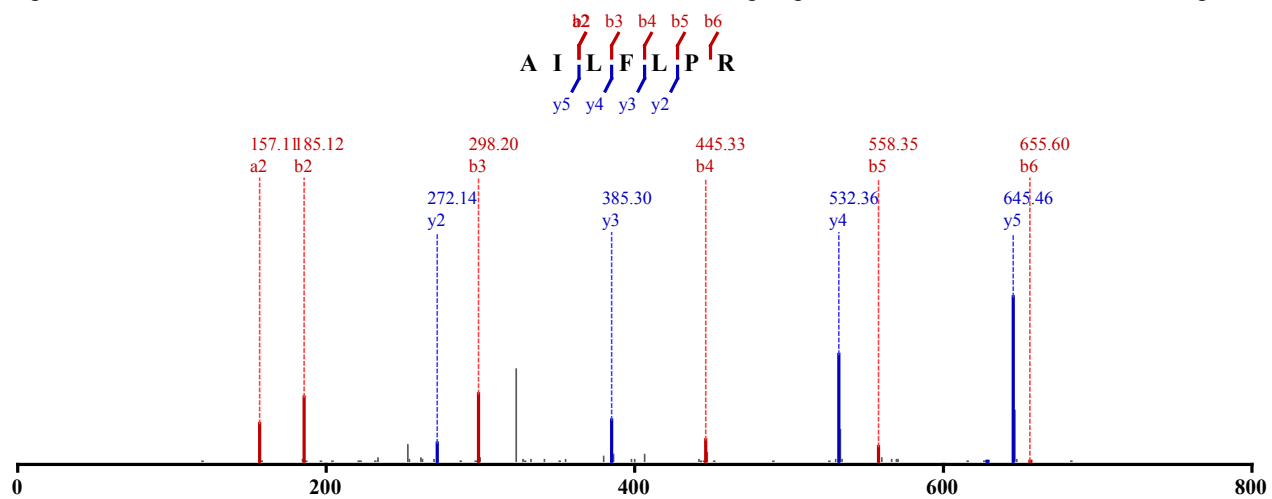


Not Modified

Identified in MSS488 with qvalue 0.00

Charge: 2, Exp. m/z: 415.268, Calc. m/z: 415.268

Data File: HeLa_chy-try_pH5_CID_3xload_3, Scans: 33712 - 33712

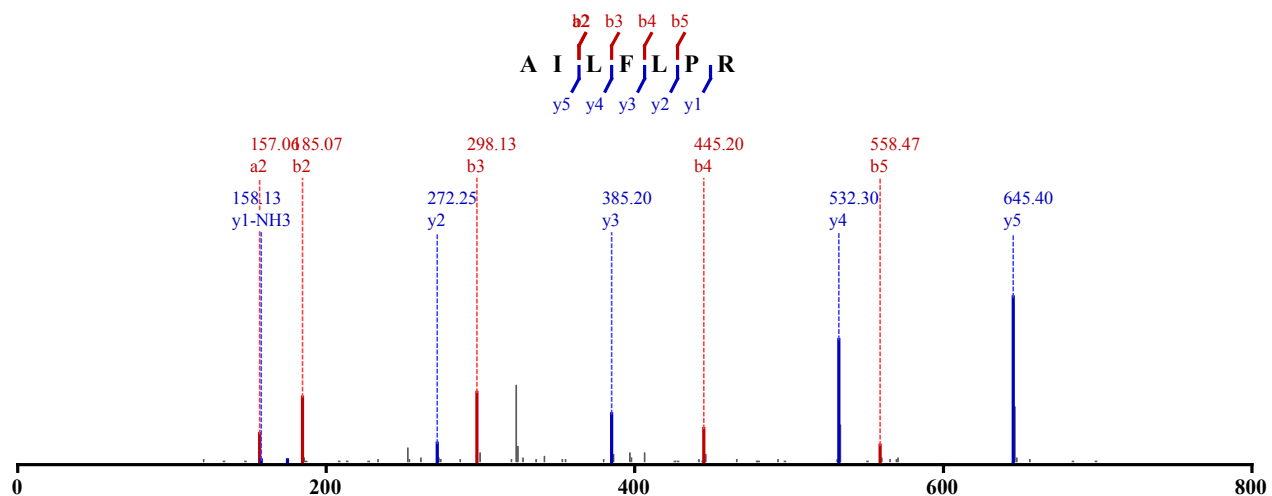


Not Modified

Identified in MSS488 with qvalue 0.00

Charge: 2, Exp. m/z: 415.268, Calc. m/z: 415.268

Data File: HeLa_chy-try_pH5_CID_3xload_3, Scans: 33782 - 33782

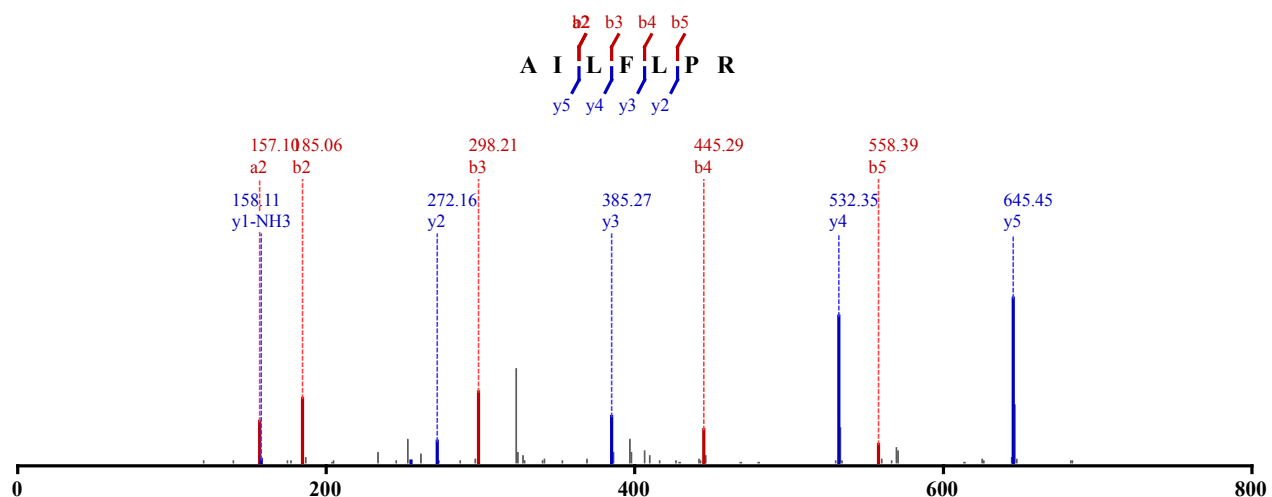


Not Modified

Identified in MSS488 with qvalue 0.00

Charge: 2, Exp. m/z: 415.268, Calc. m/z: 415.268

Data File: HeLa_chy-try_pH5_CID_3xload_3, Scans: 33853 - 33853

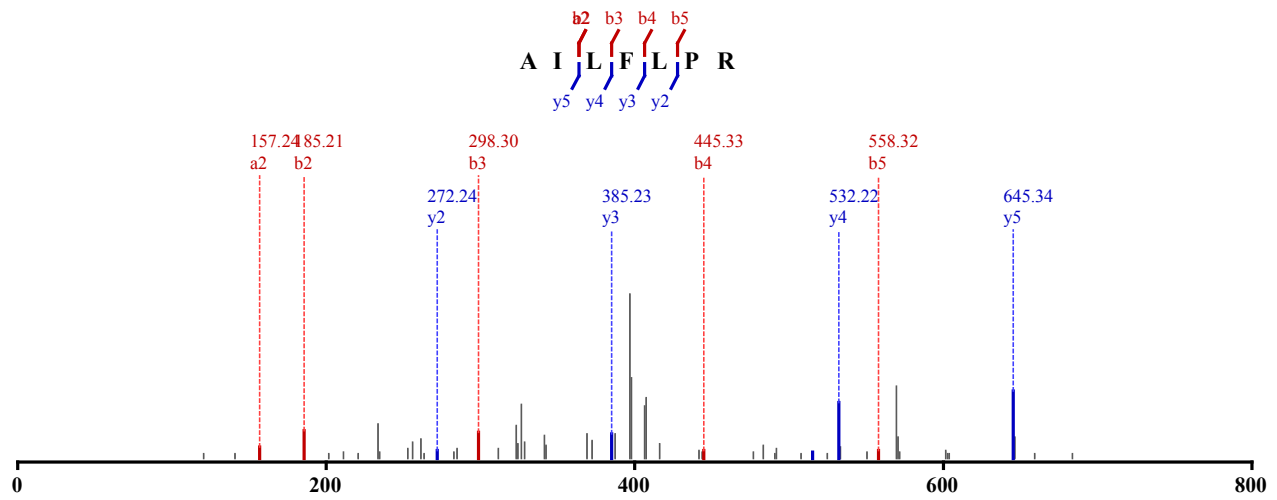


Not Modified

Identified in MSS488 with qvalue 0.00

Charge: 2, Exp. m/z: 415.268, Calc. m/z: 415.268

Data File: HeLa_chy-try_pH5_CID_3xload_3, Scans: 34215 - 34215

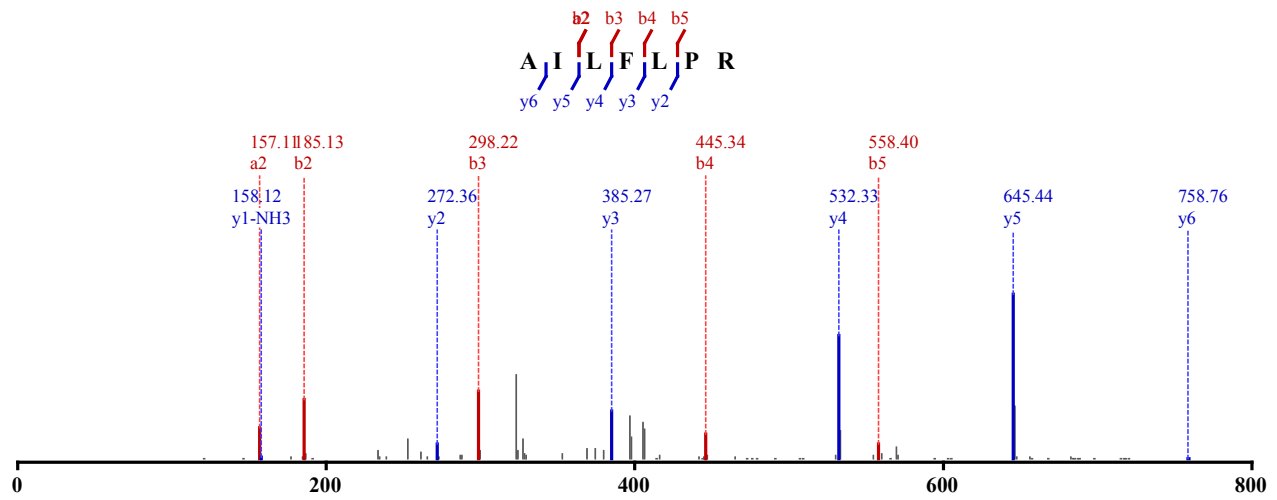


Not Modified

Identified in MSS488 with qvalue 0.00

Charge: 2, Exp. m/z: 415.268, Calc. m/z: 415.268

Data File: HeLa_chy-try_pH5_CID_3xload, Scans: 38379 - 38379

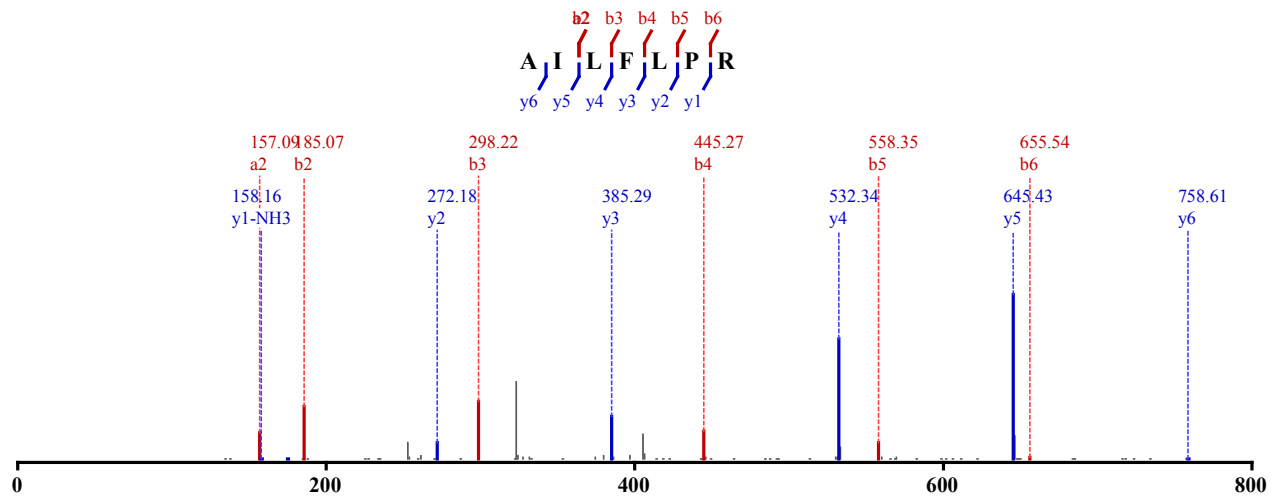


Not Modified

Identified in MSS488 with qvalue 0.00

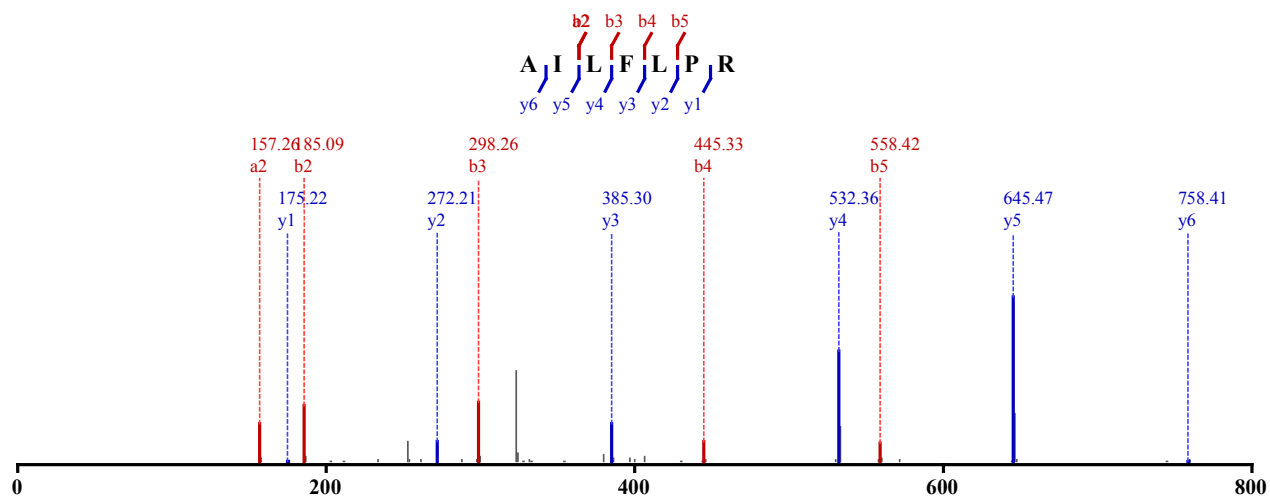
Charge: 2, Exp. m/z: 415.268, Calc. m/z: 415.268

Data File: HeLa_chy-try_pH5_CID_3xload, Scans: 38439 - 38439

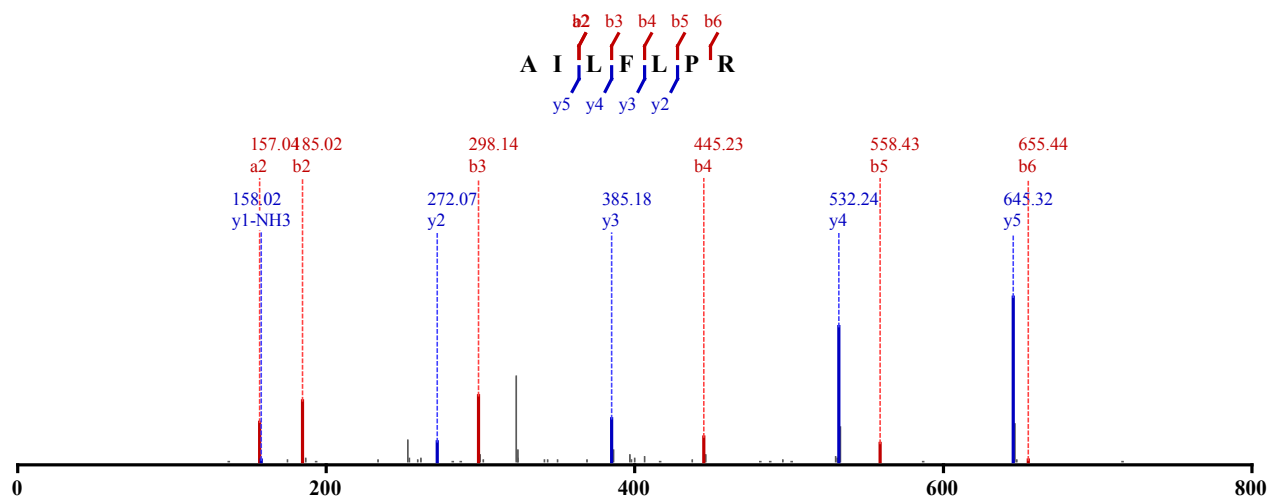


Not Modified

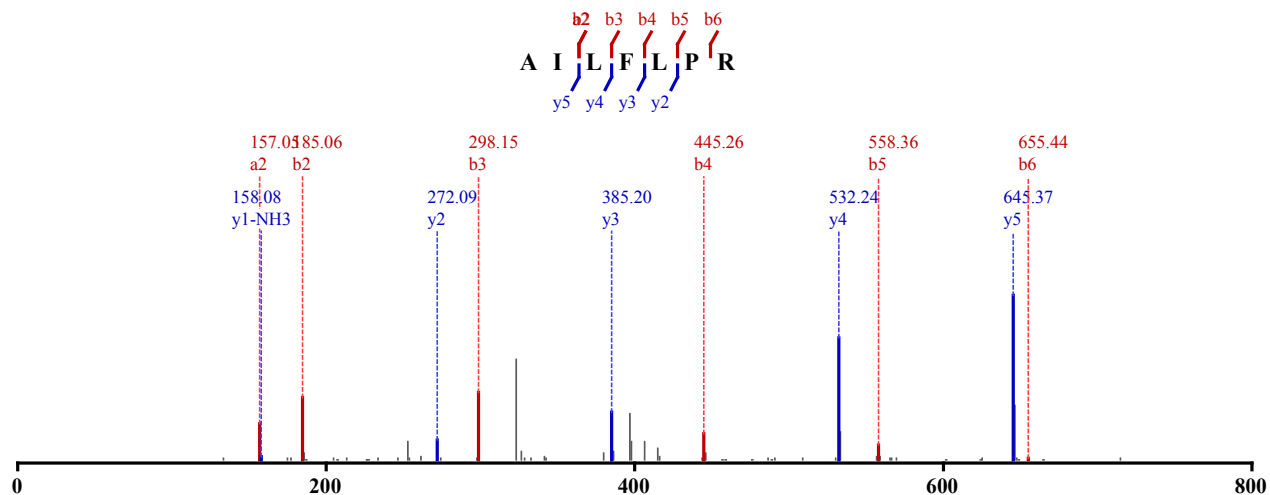
Identified in MSS488 with qvalue 0.00
 Charge: 2, Exp. m/z: 415.269, Calc. m/z: 415.268
 Data File: HeLa_chy-try_pH6_CID_3xload_2, Scans: 39982 - 39982

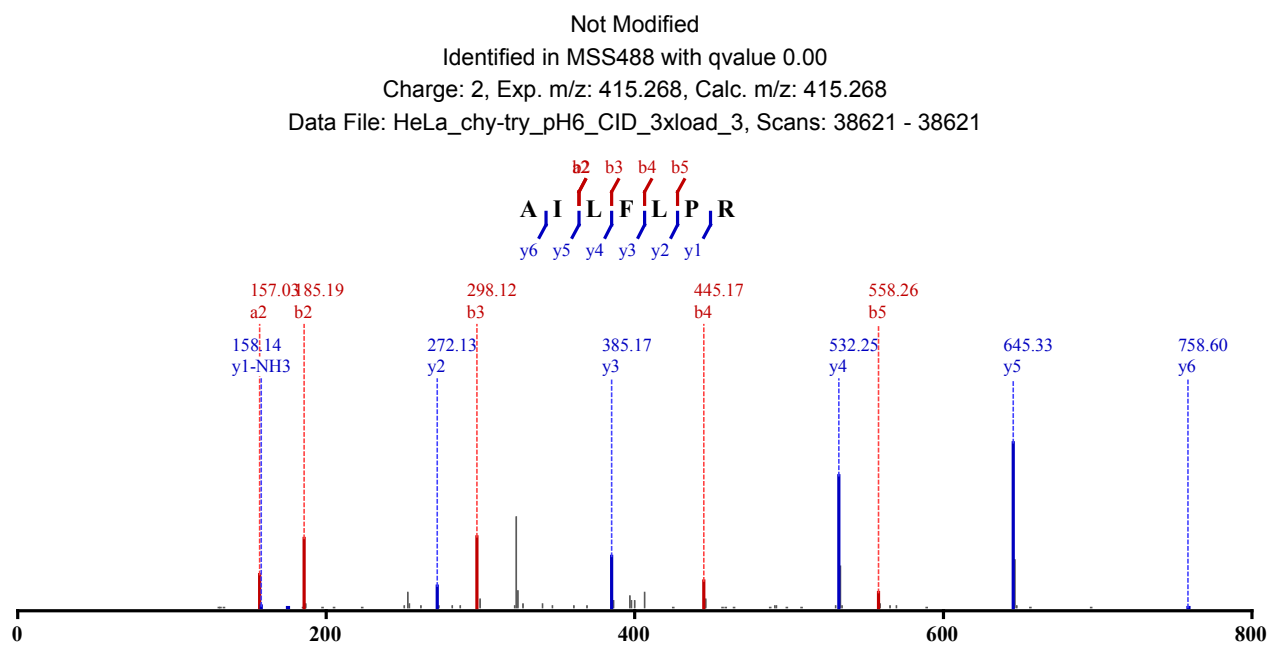
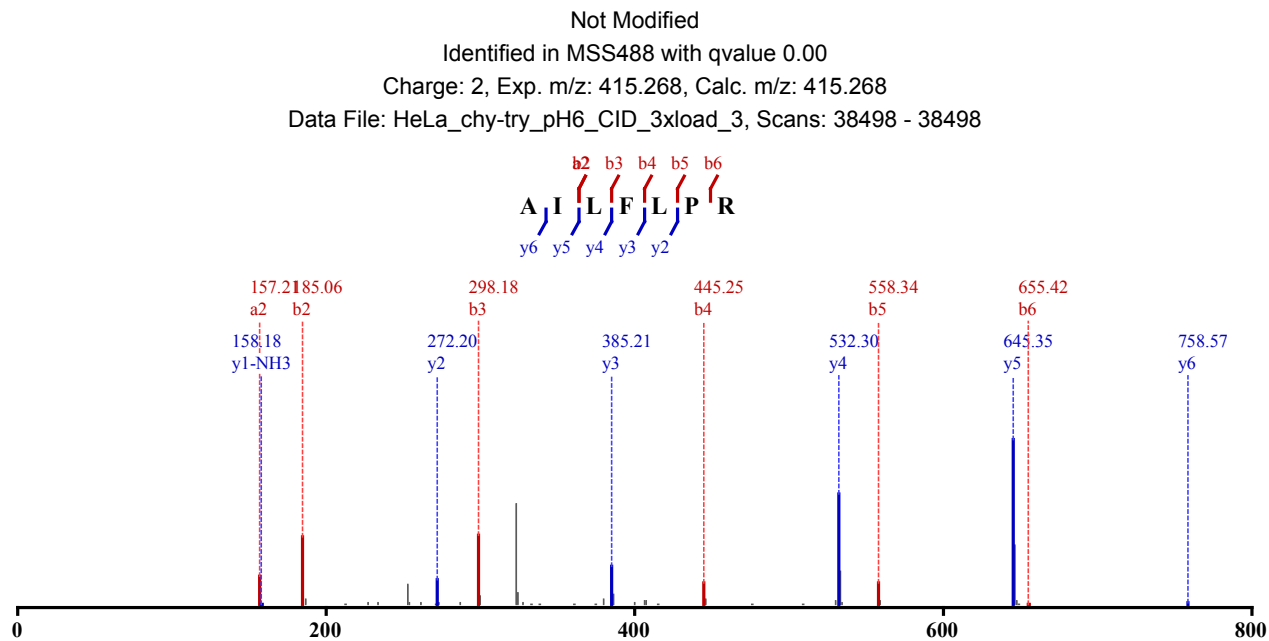


Not Modified
 Identified in MSS488 with qvalue 0.00
 Charge: 2, Exp. m/z: 415.268, Calc. m/z: 415.268
 Data File: HeLa_chy-try_pH6_CID_3xload_2, Scans: 40052 - 40052

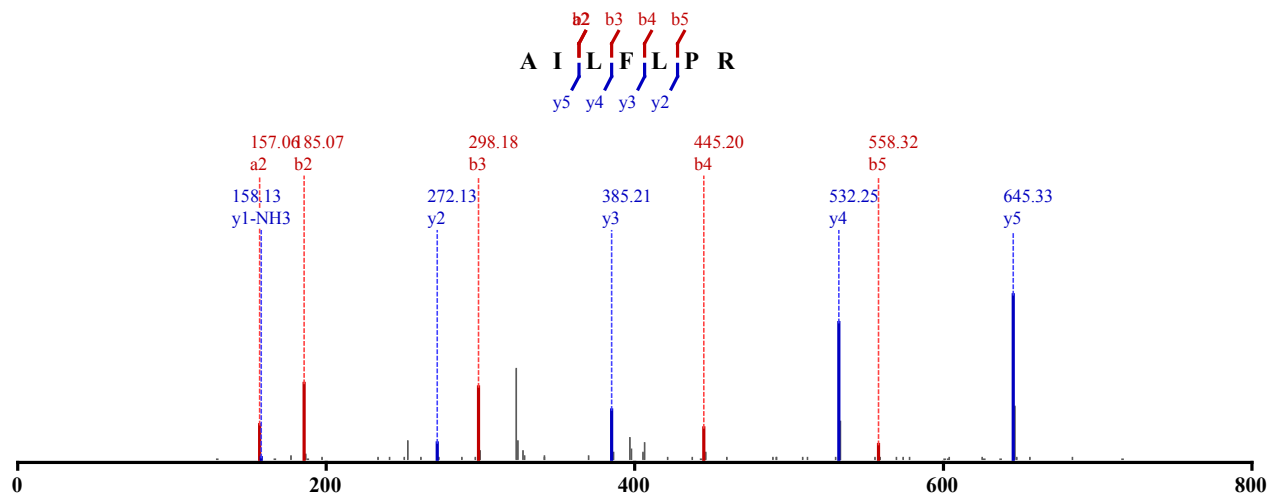


Not Modified
 Identified in MSS488 with qvalue 0.00
 Charge: 2, Exp. m/z: 415.268, Calc. m/z: 415.268
 Data File: HeLa_chy-try_pH6_CID_3xload_2, Scans: 40189 - 40189





Not Modified
Identified in MSS488 with qvalue 0.00
Charge: 2, Exp. m/z: 415.268, Calc. m/z: 415.268
Data File: HeLa_chy-try_pH6_CID_3xload_3, Scans: 38677 - 38677

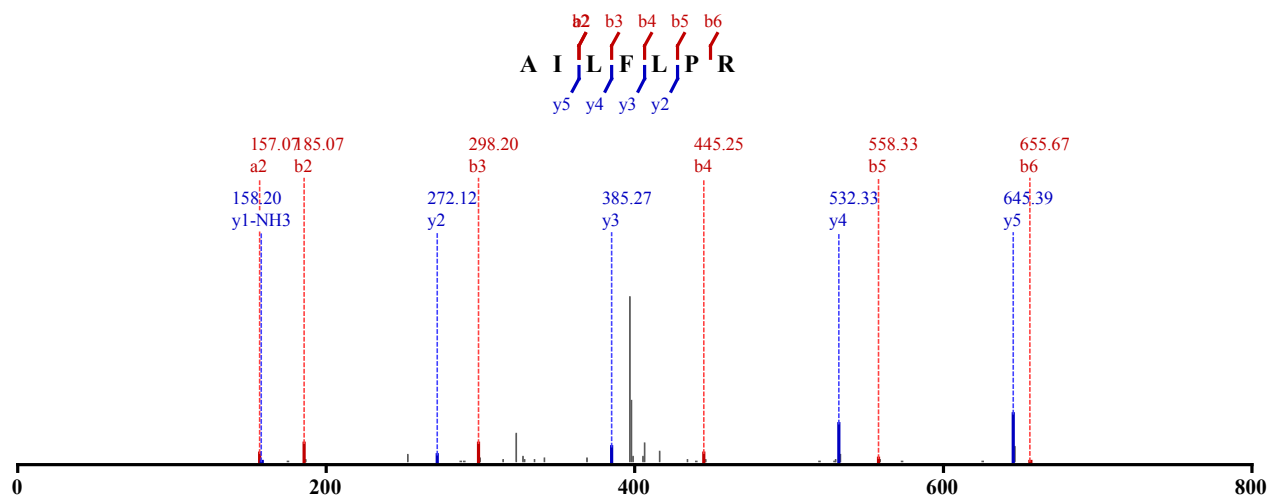


Not Modified

Identified in MSS488 with qvalue 0.00

Charge: 2, Exp. m/z: 415.268, Calc. m/z: 415.268

Data File: HeLa_chy-try_pH6_CID_3xload_3, Scans: 38746 - 38746

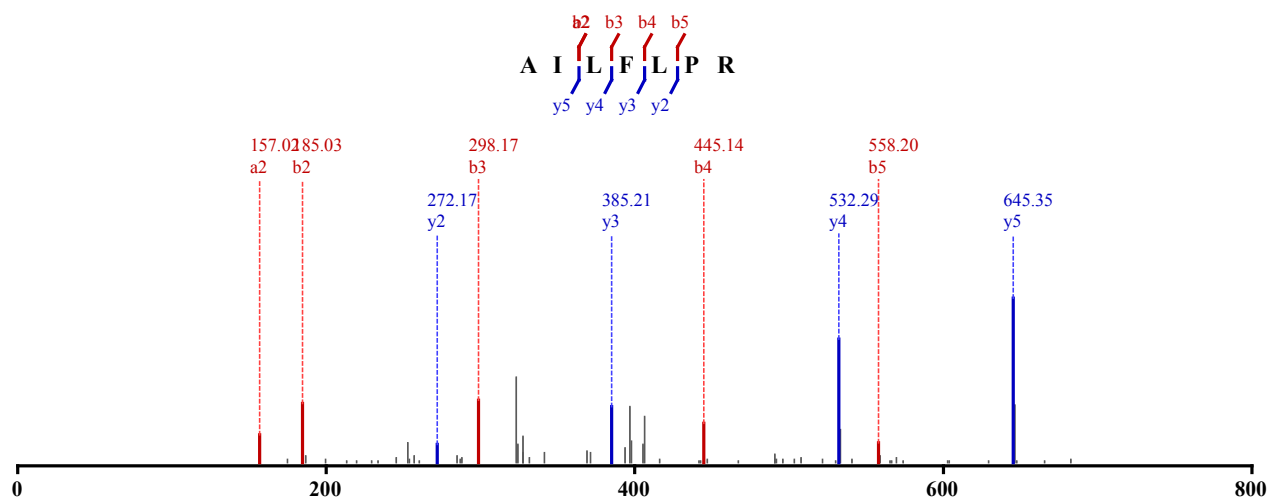


Not Modified

Identified in MSS488 with qvalue 0.00

Charge: 2, Exp. m/z: 415.268, Calc. m/z: 415.268

Data File: HeLa_chy-try_pH6_CID_3xload_3, Scans: 38814 - 38814

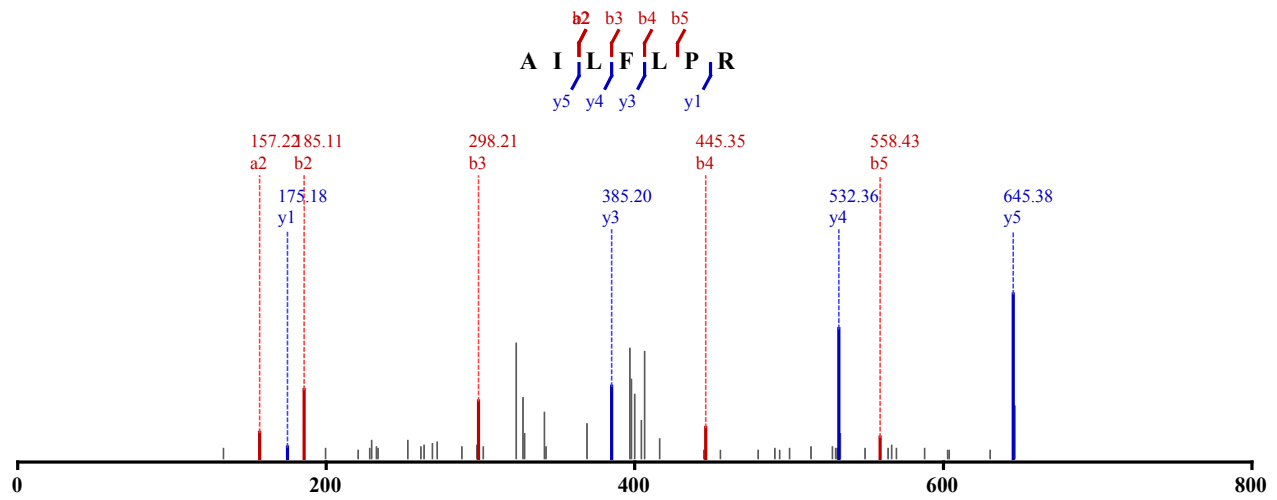


Not Modified

Identified in MSS488 with qvalue 0.00

Charge: 2, Exp. m/z: 415.268, Calc. m/z: 415.268

Data File: HeLa_chy-try_pH6_CID_3xload_3, Scans: 39097 - 39097

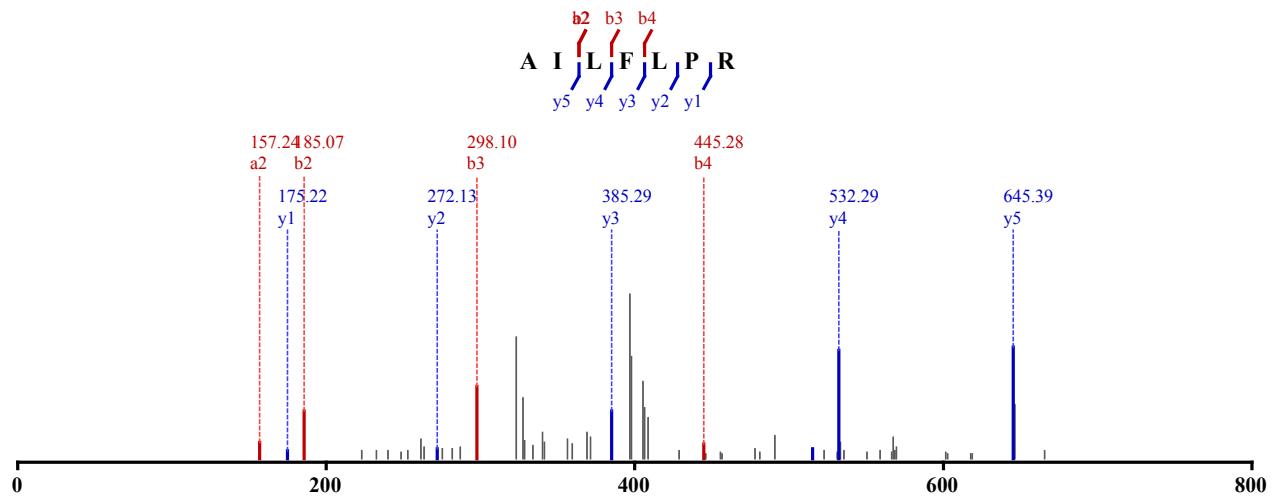


Not Modified

Identified in MSS488 with qvalue 0.00

Charge: 2, Exp. m/z: 415.268, Calc. m/z: 415.268

Data File: HeLa_chy-try_pH6_CID_3xload_3, Scans: 39168 - 39168

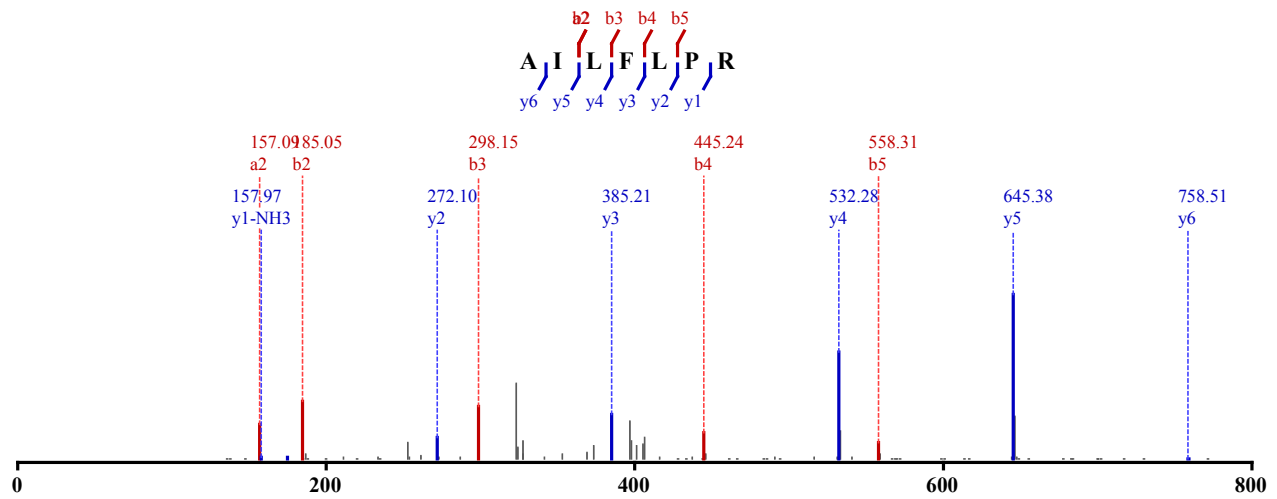


Not Modified

Identified in MSS488 with qvalue 0.00

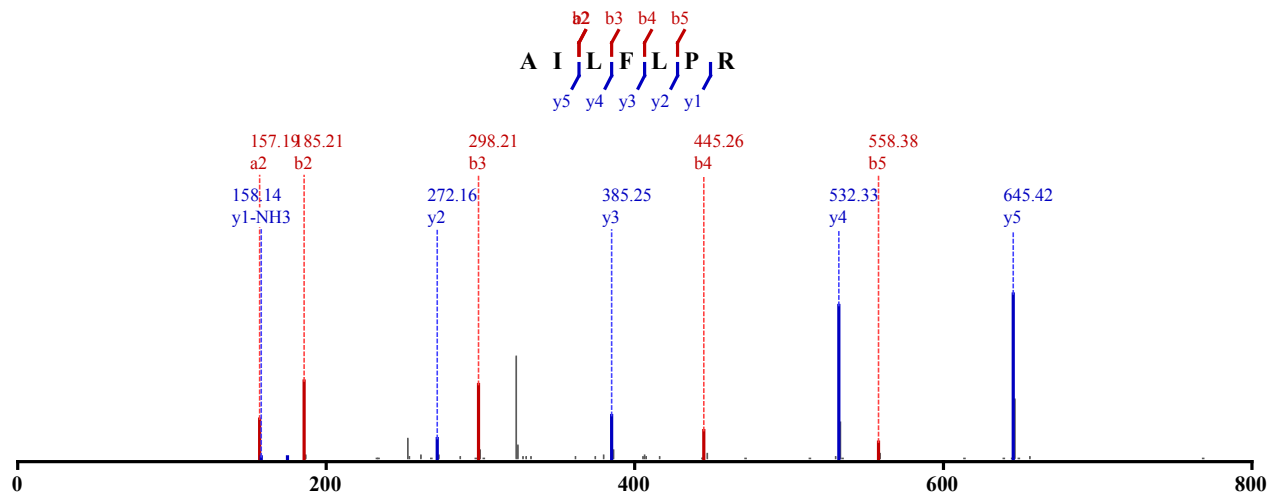
Charge: 2, Exp. m/z: 415.268, Calc. m/z: 415.268

Data File: HeLa_chy-try_pH6_CID_3xload, Scans: 43910 - 43910

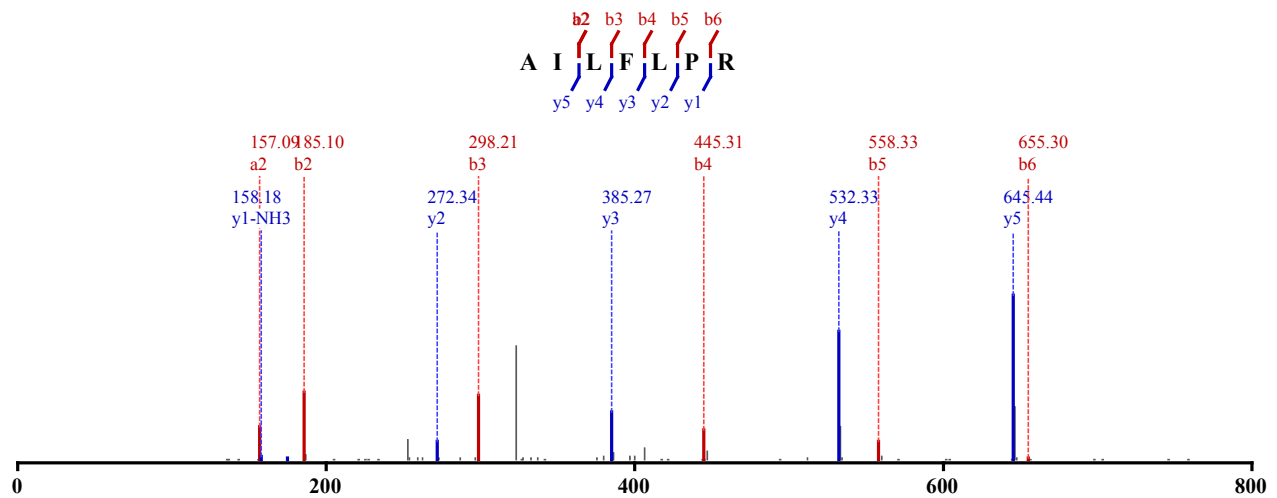


Not Modified

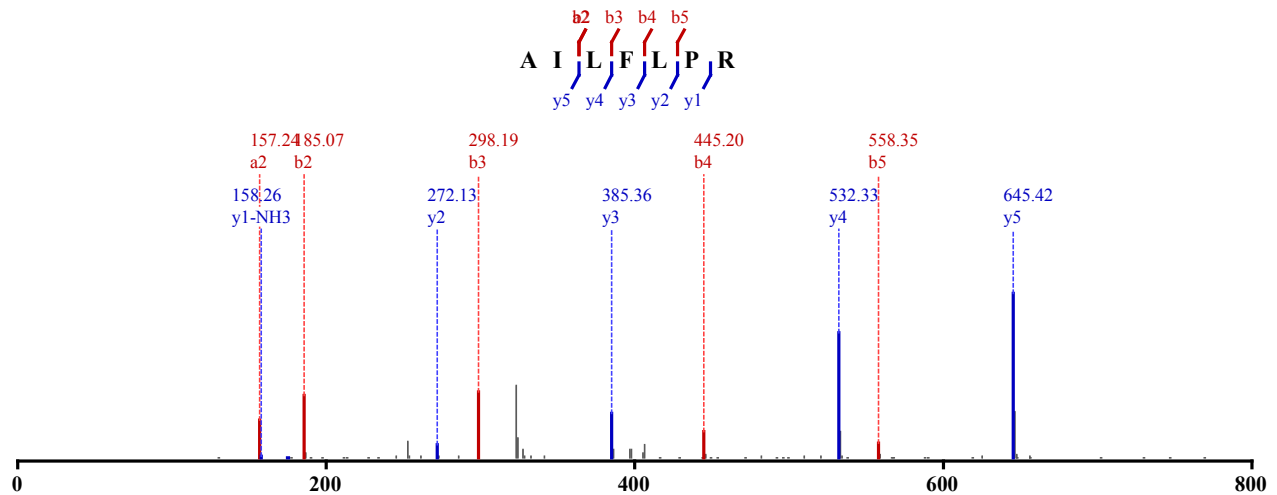
Identified in MSS488 with qvalue 0.00
 Charge: 2, Exp. m/z: 415.268, Calc. m/z: 415.268
 Data File: HeLa_chy-try_pH6_CID_3xload, Scans: 43974 - 43974

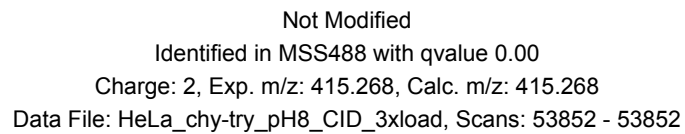
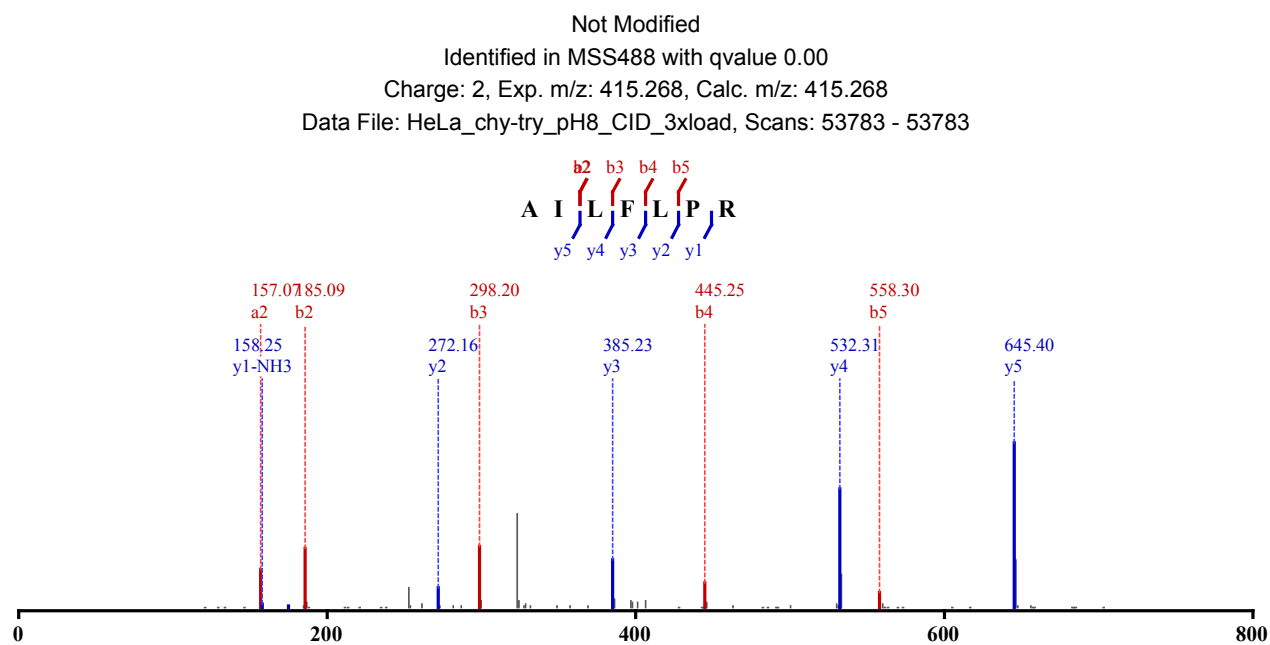
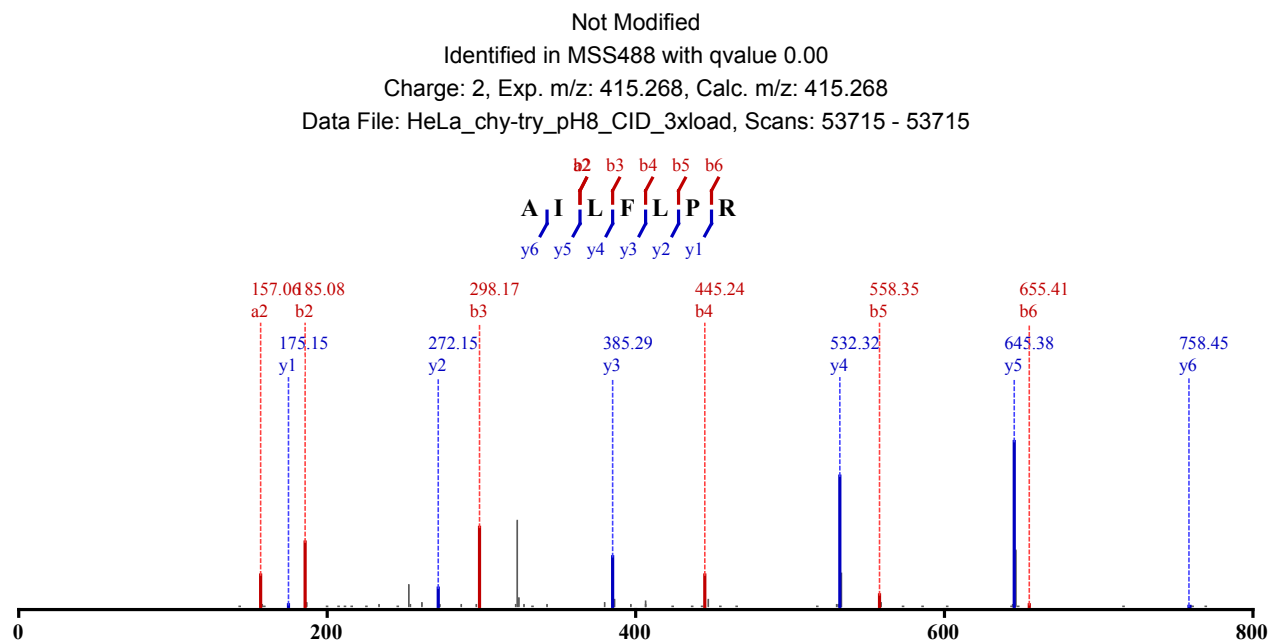


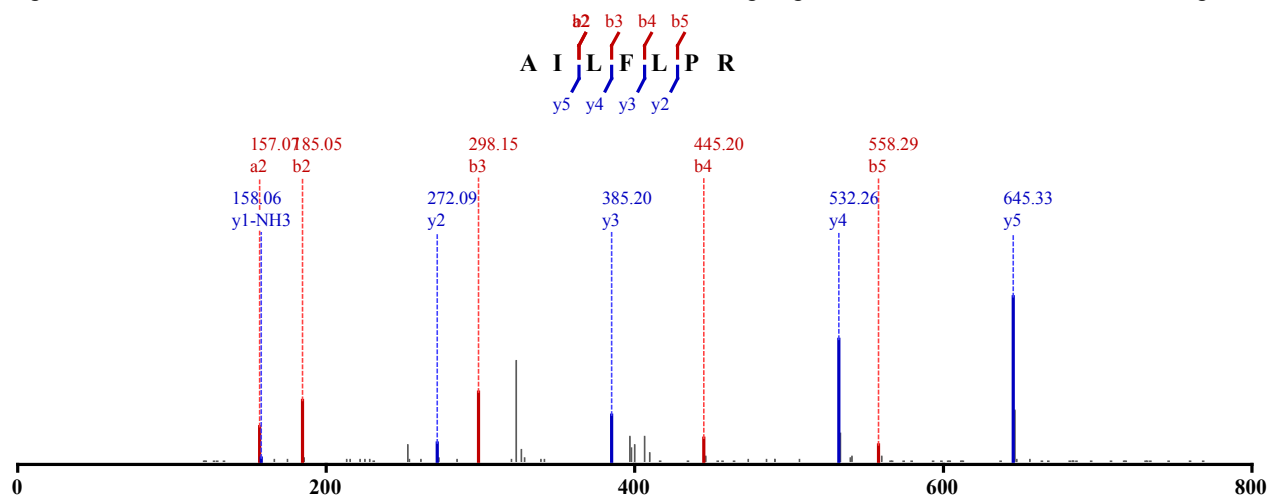
Not Modified
 Identified in MSS488 with qvalue 0.00
 Charge: 2, Exp. m/z: 415.268, Calc. m/z: 415.268
 Data File: HeLa_chy-try_pH6_CID_3xload, Scans: 44044 - 44044



Not Modified
 Identified in MSS488 with qvalue 0.00
 Charge: 2, Exp. m/z: 415.268, Calc. m/z: 415.268
 Data File: HeLa_chy-try_pH6_CID_3xload, Scans: 44106 - 44106





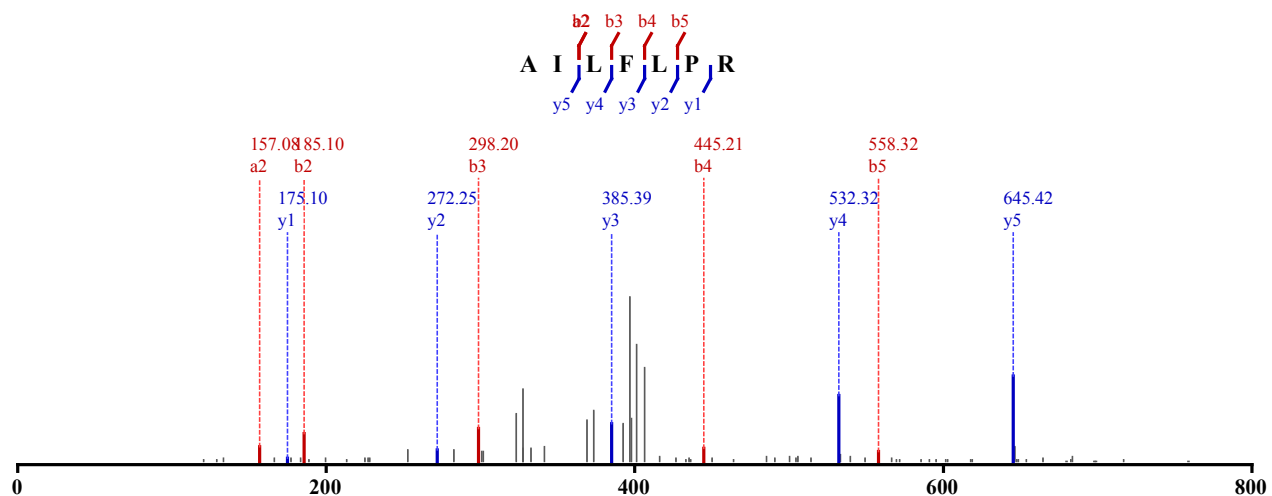


Not Modified

Identified in MSS488 with qvalue 0.00

Charge: 2, Exp. m/z: 415.268, Calc. m/z: 415.268

Data File: HeLa_chy-try_pH8_CID_3xload, Scans: 54055 - 54055

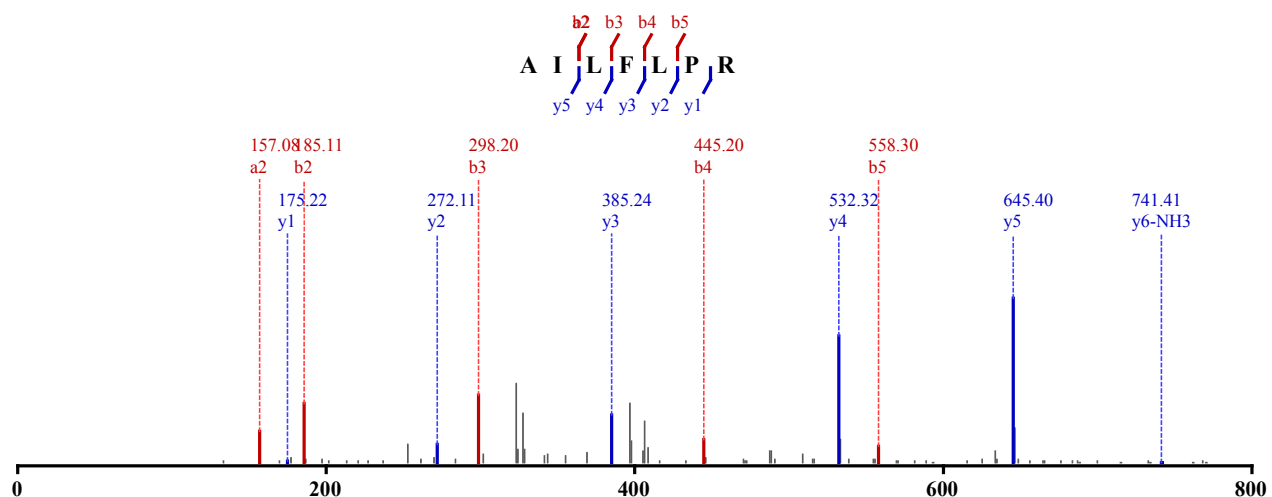


Not Modified

Identified in MSS488 with qvalue 0.00

Charge: 2, Exp. m/z: 415.268, Calc. m/z: 415.268

Data File: HeLa_chy-try_pH2_CID_3xload, Scans: 33494 - 33494

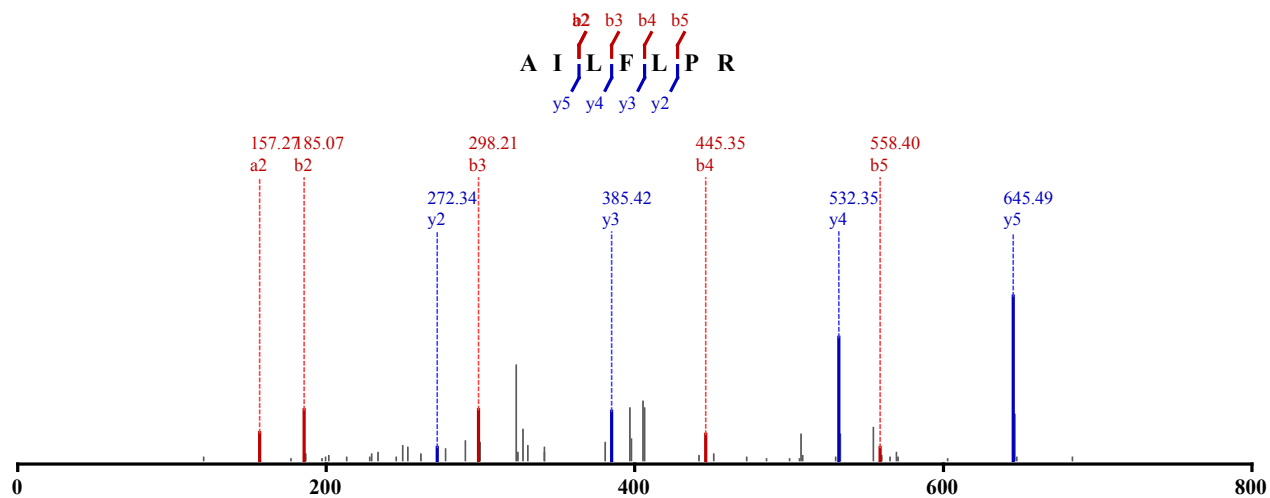


Not Modified

Identified in MSS488 with qvalue 0.00

Charge: 2, Exp. m/z: 415.268, Calc. m/z: 415.268

Data File: HeLa_chy-try_pH4_CID_3xload_2, Scans: 32658 - 32658

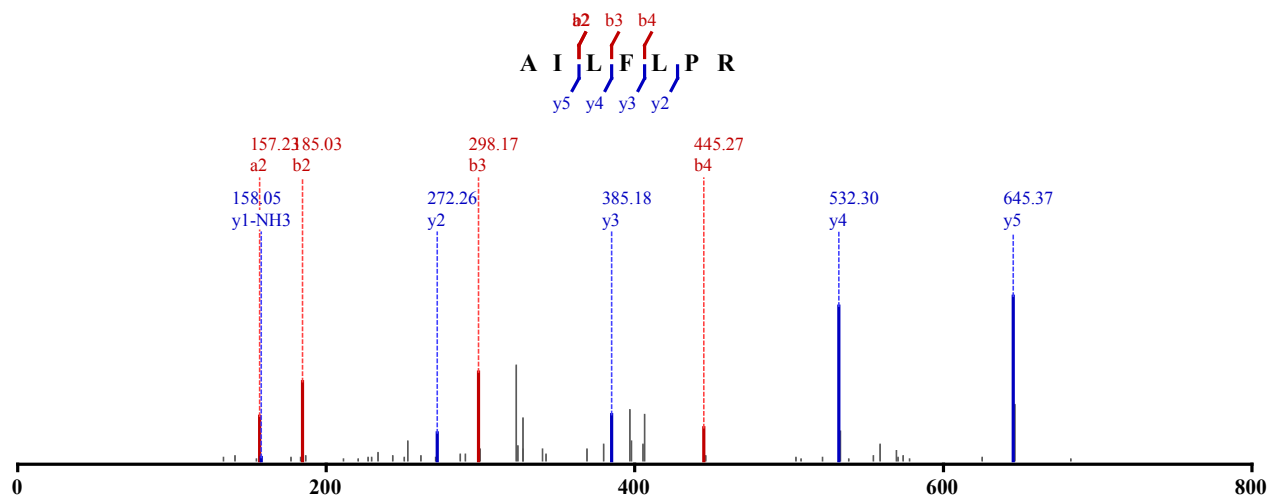


Not Modified

Identified in MSS488 with qvalue 0.00

Charge: 2, Exp. m/z: 415.268, Calc. m/z: 415.268

Data File: HeLa_chy-try_pH4_CID_3xload_2, Scans: 32793 - 32793

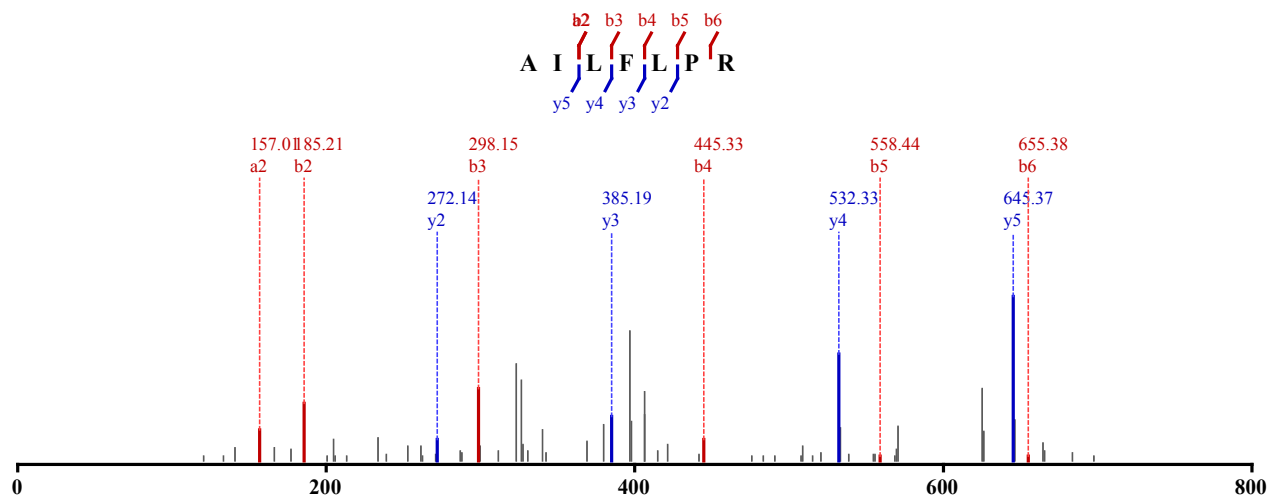


Not Modified

Identified in MSS488 with qvalue 0.00

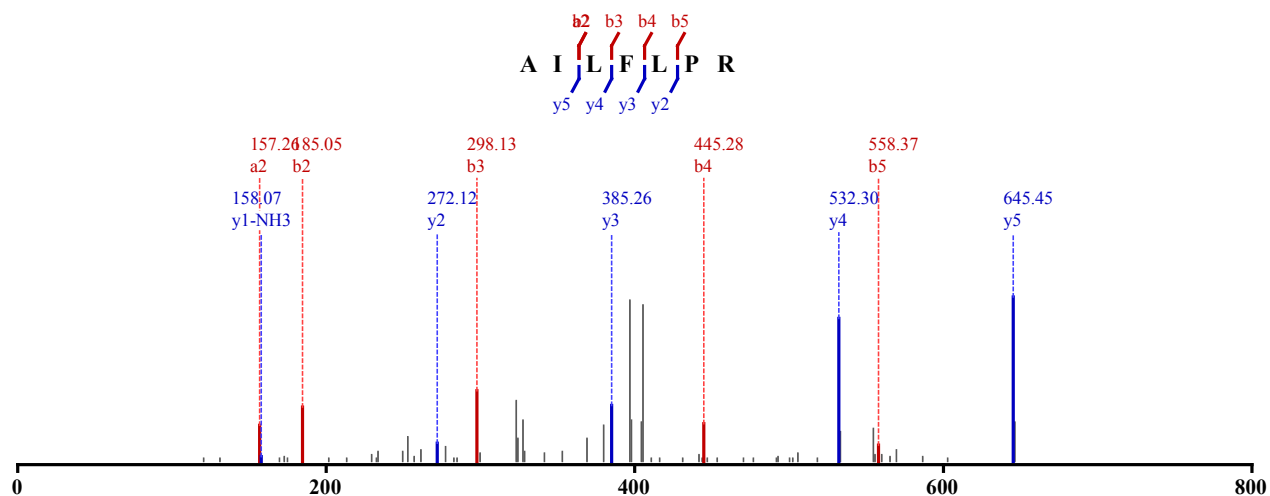
Charge: 2, Exp. m/z: 415.268, Calc. m/z: 415.268

Data File: HeLa_chy-try_pH4_CID_3xload_2, Scans: 32866 - 32866

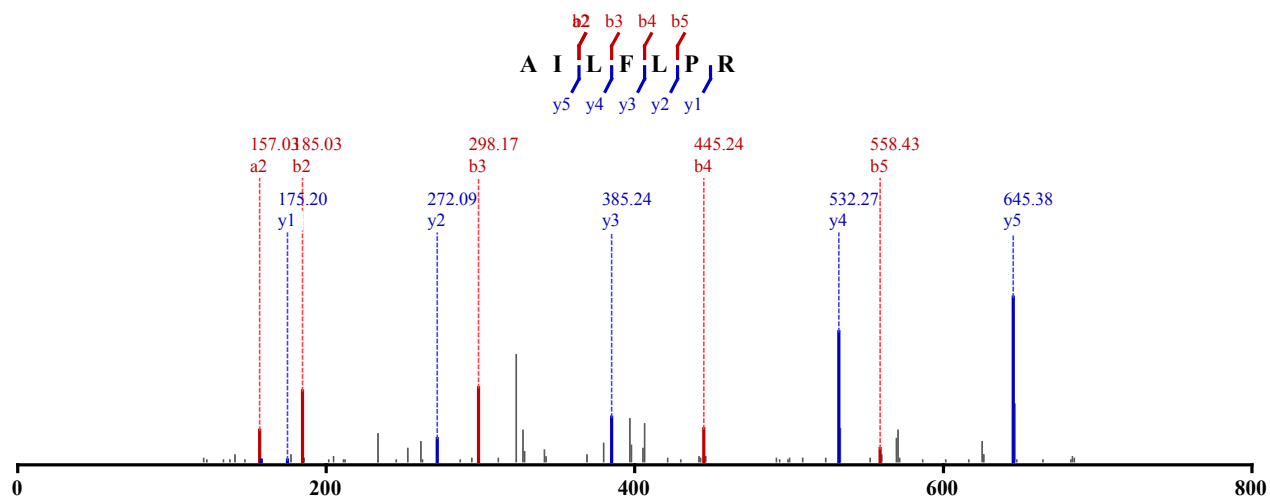


Not Modified

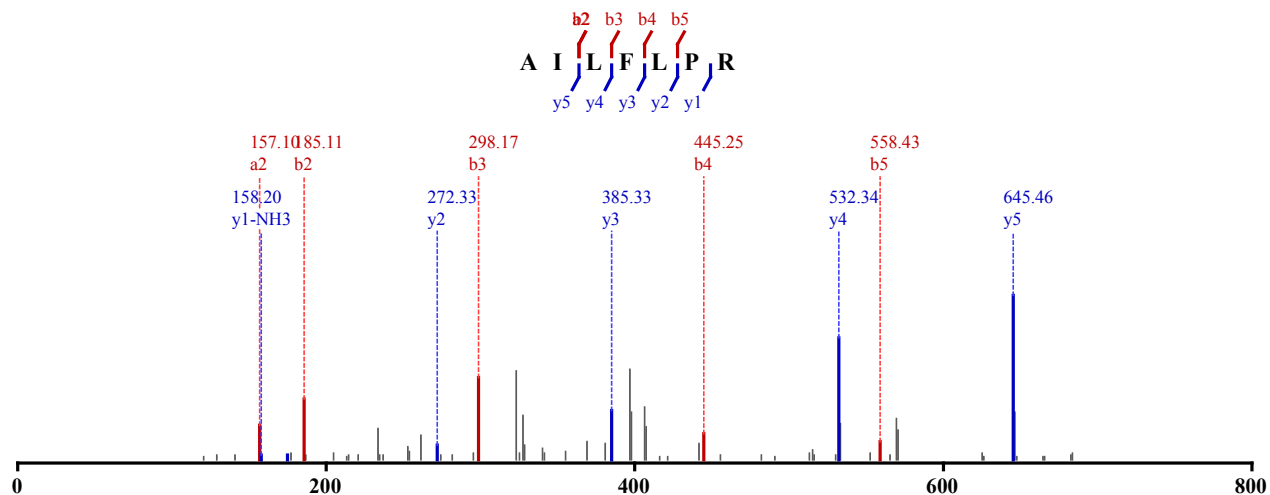
Identified in MSS488 with qvalue 0.00
Charge: 2, Exp. m/z: 415.268, Calc. m/z: 415.268
Data File: HeLa_chy-try_pH4_CID_3xload_3, Scans: 31912 - 31912

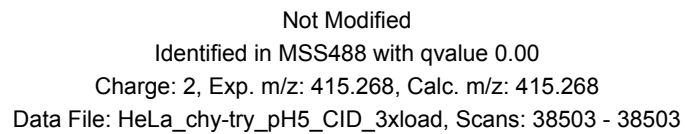
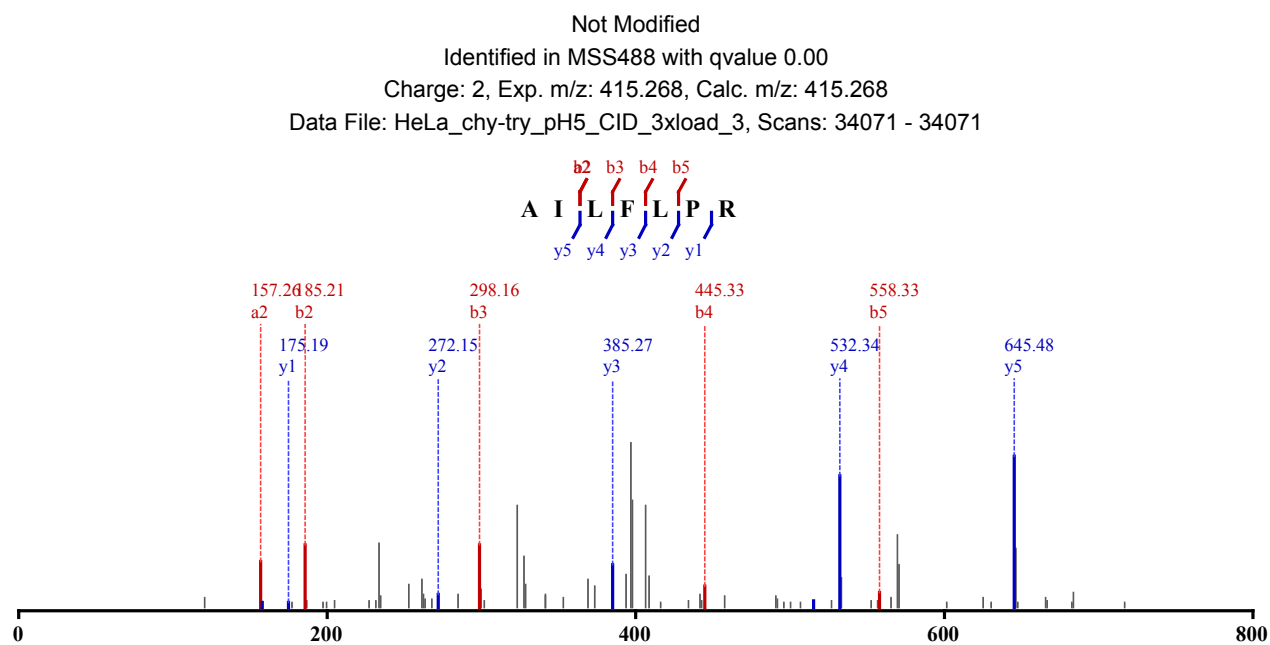
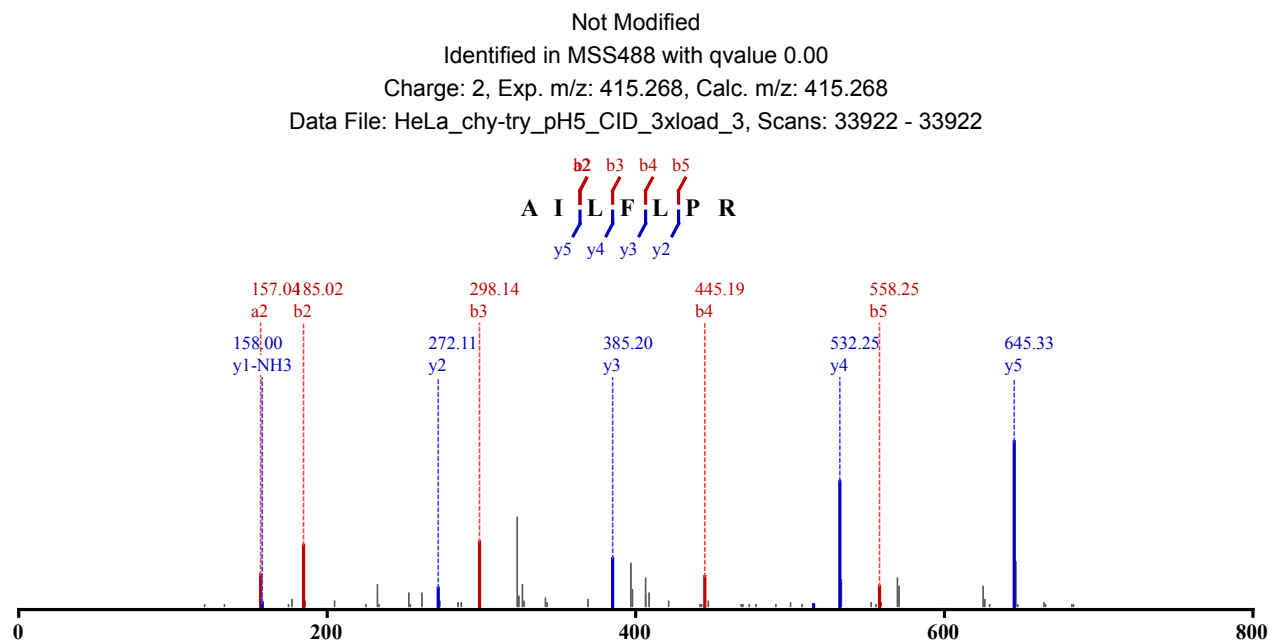


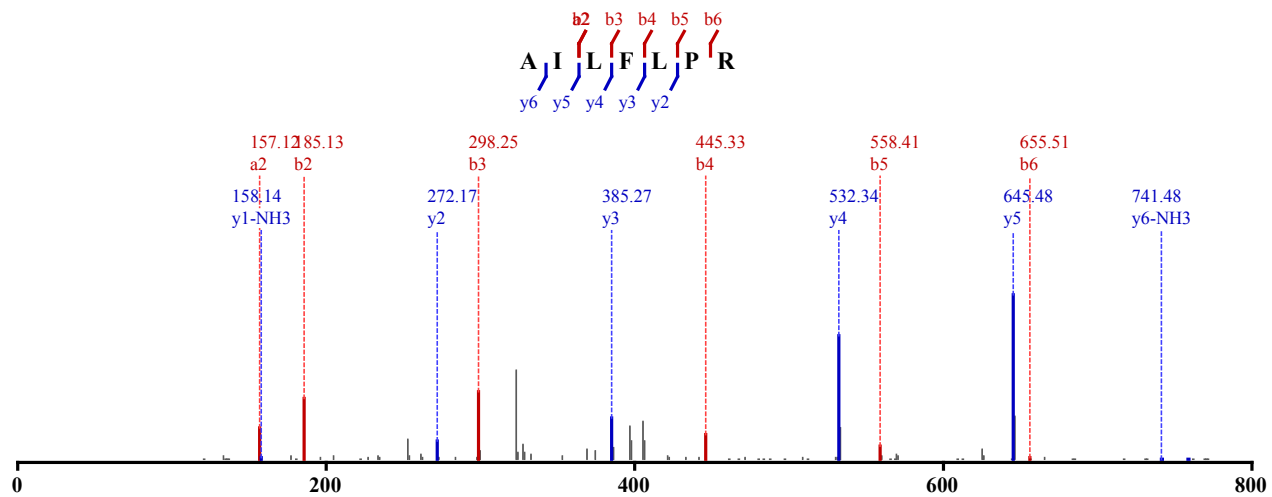
Not Modified
Identified in MSS488 with qvalue 0.00
Charge: 2, Exp. m/z: 415.268, Calc. m/z: 415.268
Data File: HeLa_chy-try_pH5_CID_3xload_2, Scans: 34485 - 34485



Not Modified
Identified in MSS488 with qvalue 0.00
Charge: 2, Exp. m/z: 415.268, Calc. m/z: 415.268
Data File: HeLa_chy-try_pH5_CID_3xload_2, Scans: 34553 - 34553





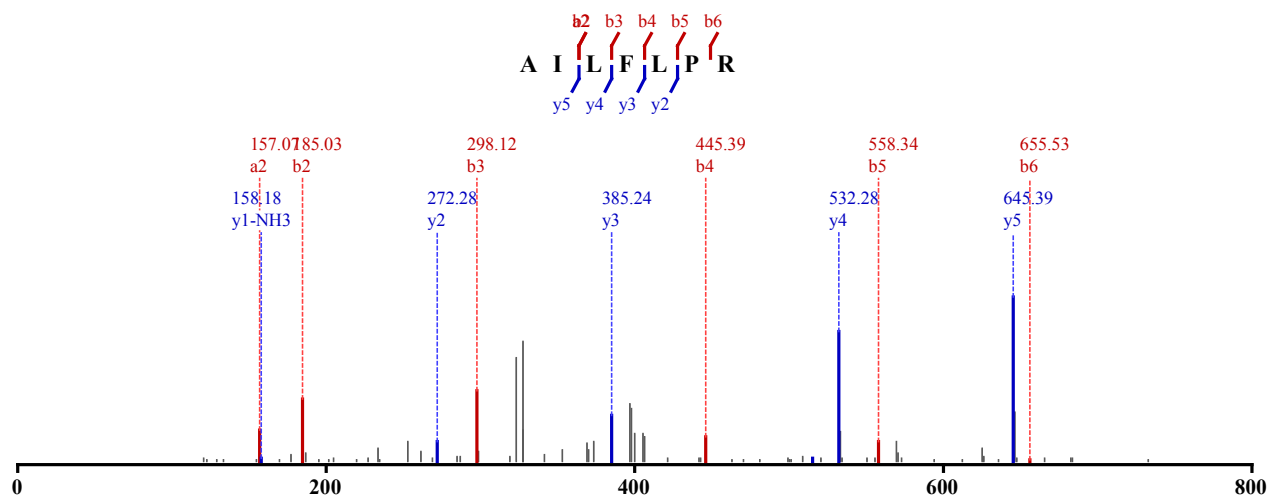


Not Modified

Identified in MSS488 with qvalue 0.00

Charge: 2, Exp. m/z: 415.268, Calc. m/z: 415.268

Data File: HeLa_chy-try_pH5_CID_3xload, Scans: 38595 - 38595

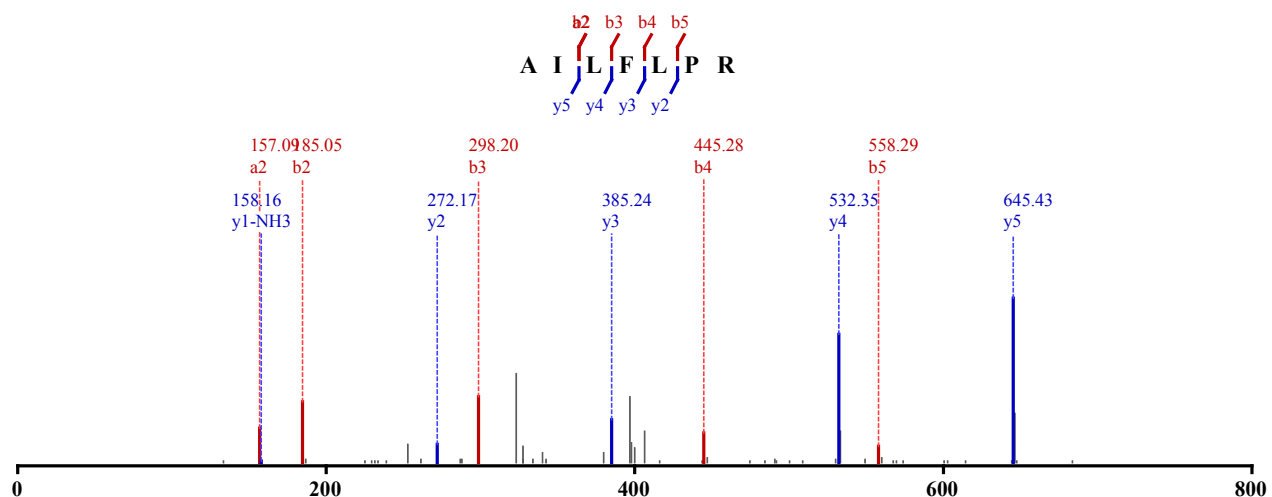


Not Modified

Identified in MSS488 with qvalue 0.00

Charge: 2, Exp. m/z: 415.268, Calc. m/z: 415.268

Data File: HeLa_chy-try_pH6_CID_3xload_2, Scans: 40255 - 40255

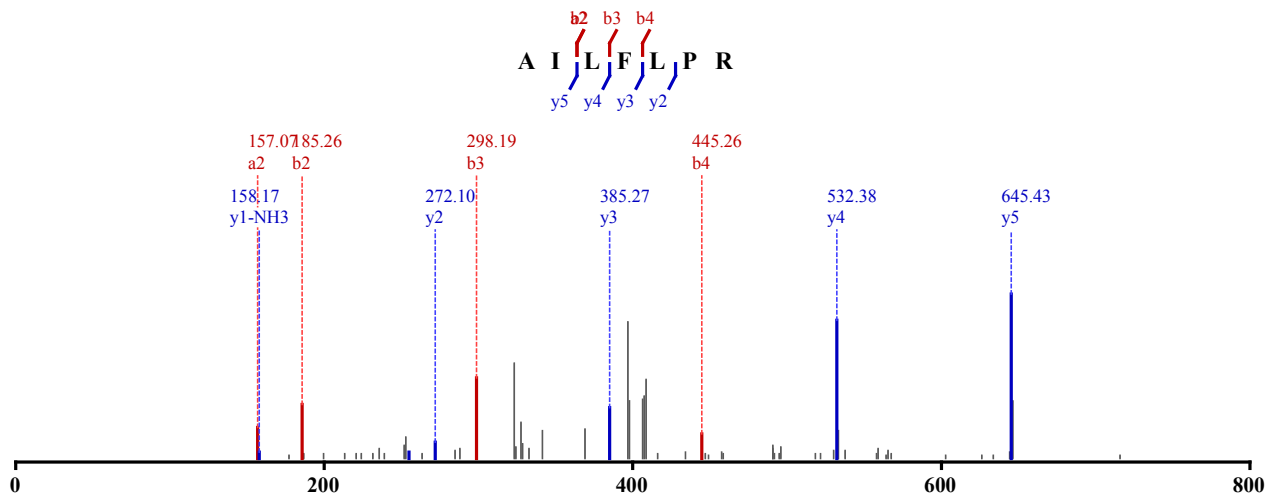


Not Modified

Identified in MSS488 with qvalue 0.00

Charge: 2, Exp. m/z: 415.268, Calc. m/z: 415.268

Data File: HeLa_chy-try_pH6_CID_3xload_2, Scans: 40397 - 40397

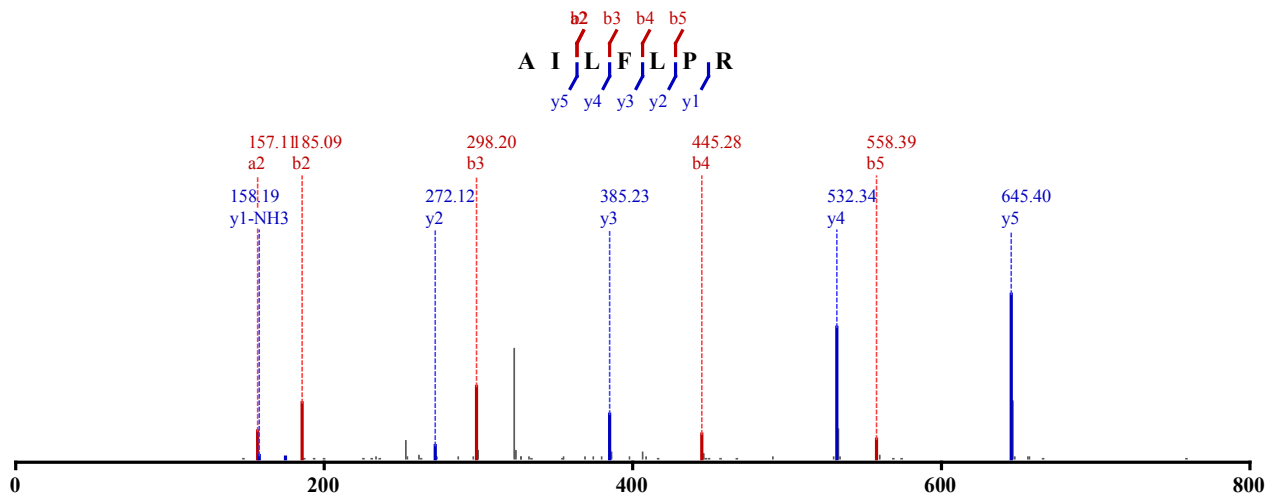


Not Modified

Identified in MSS488 with qvalue 0.00

Charge: 2, Exp. m/z: 415.268, Calc. m/z: 415.268

Data File: HeLa_chy-try_pH6_CID_3xload_3, Scans: 38565 - 38565

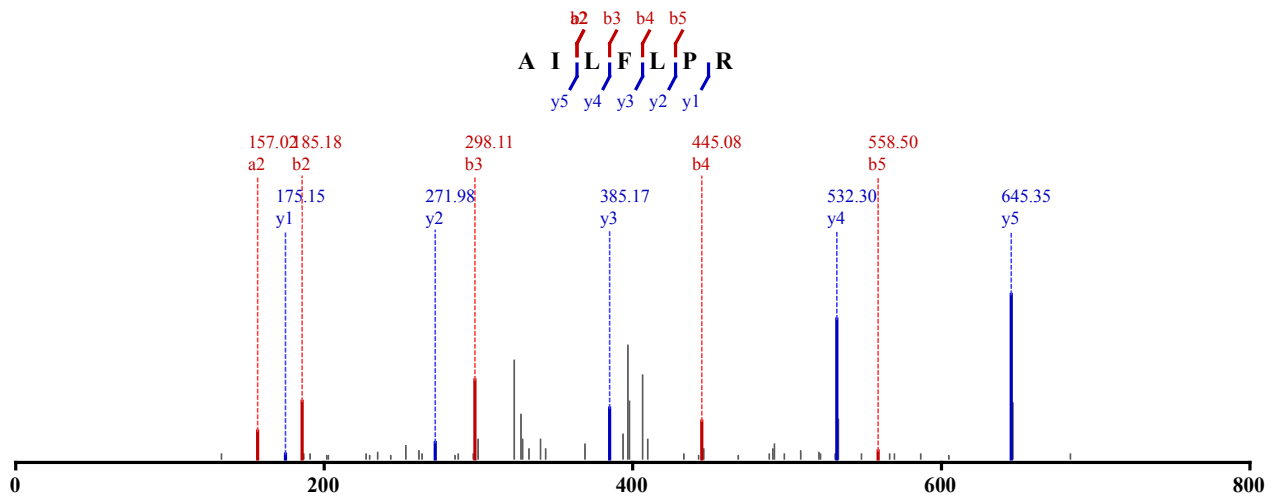


Not Modified

Identified in MSS488 with qvalue 0.00

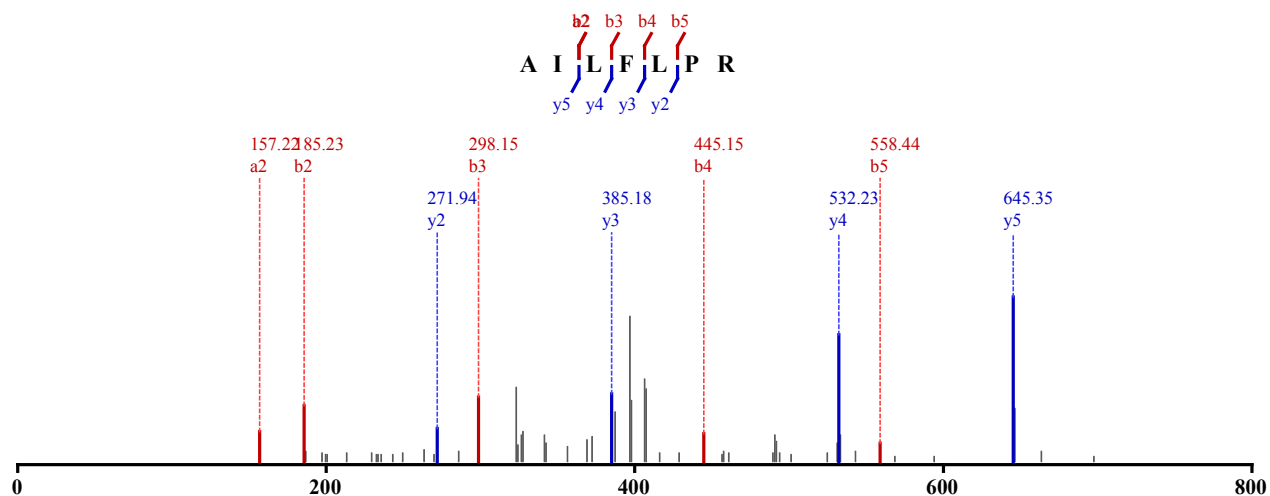
Charge: 2, Exp. m/z: 415.268, Calc. m/z: 415.268

Data File: HeLa_chy-try_pH6_CID_3xload_3, Scans: 38956 - 38956

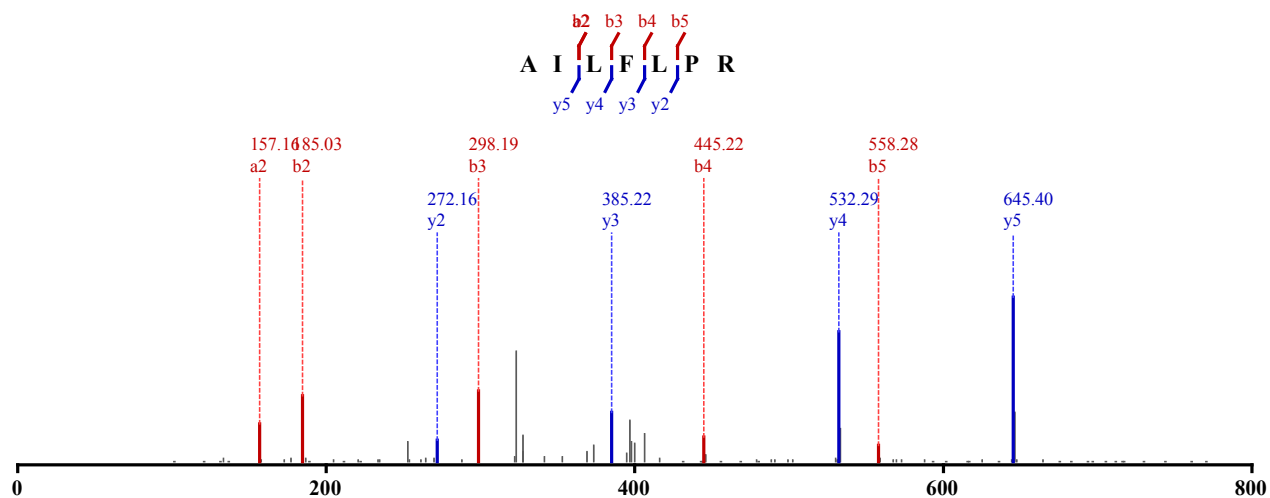


Not Modified

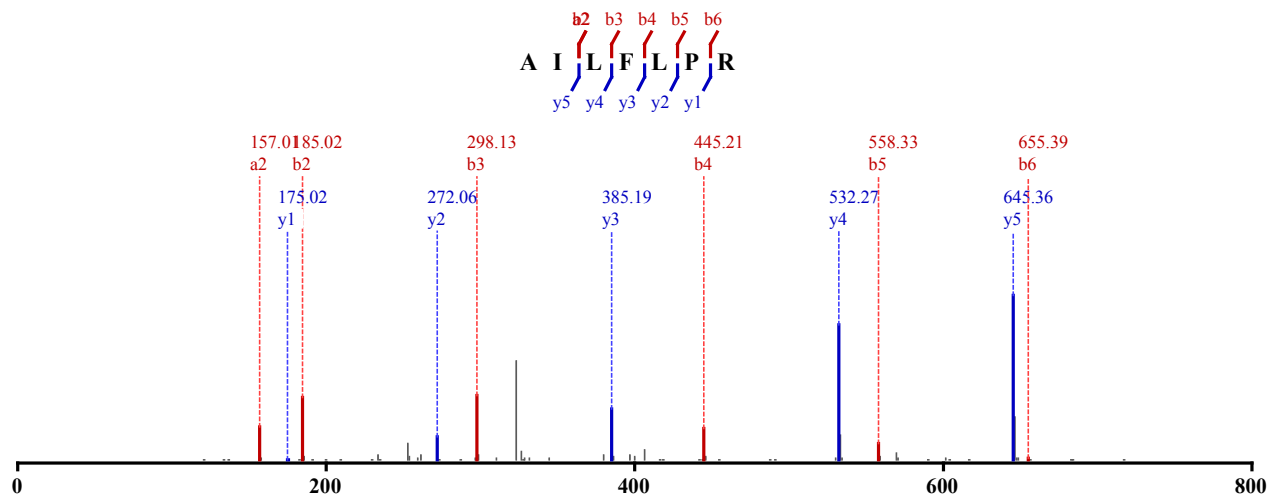
Identified in MSS488 with qvalue 0.00
 Charge: 2, Exp. m/z: 415.268, Calc. m/z: 415.268
 Data File: HeLa_chy-try_pH6_CID_3xload_3, Scans: 39025 - 39025

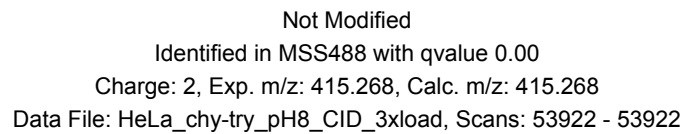
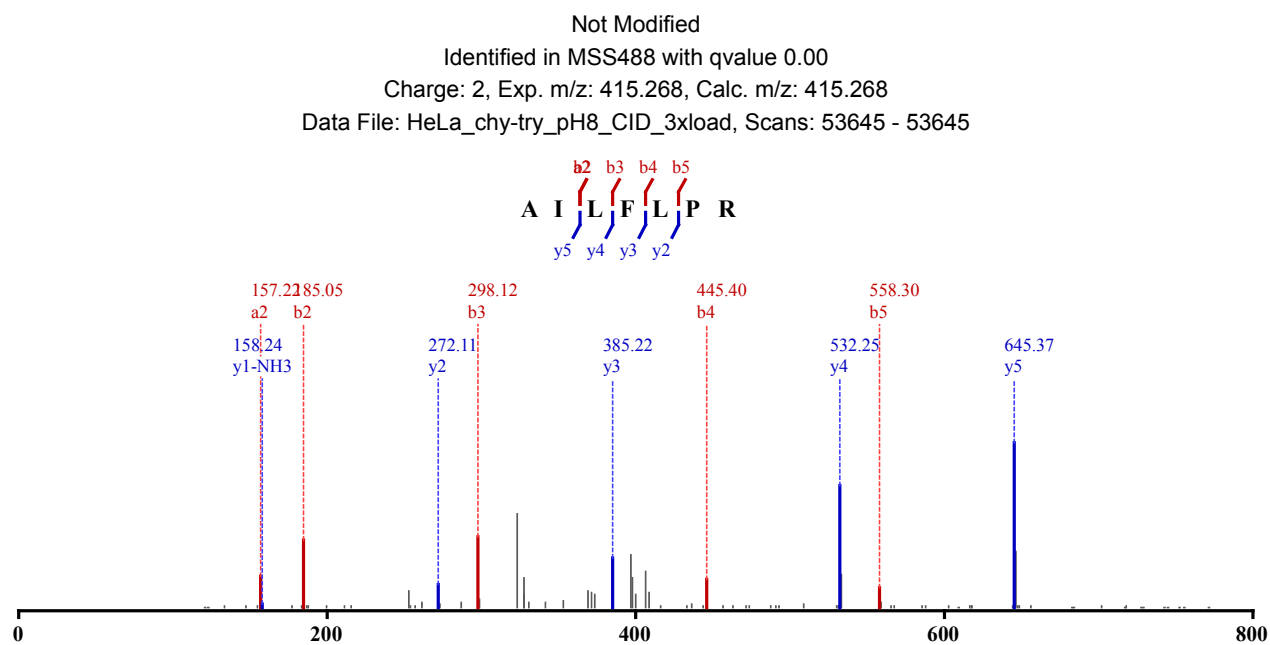
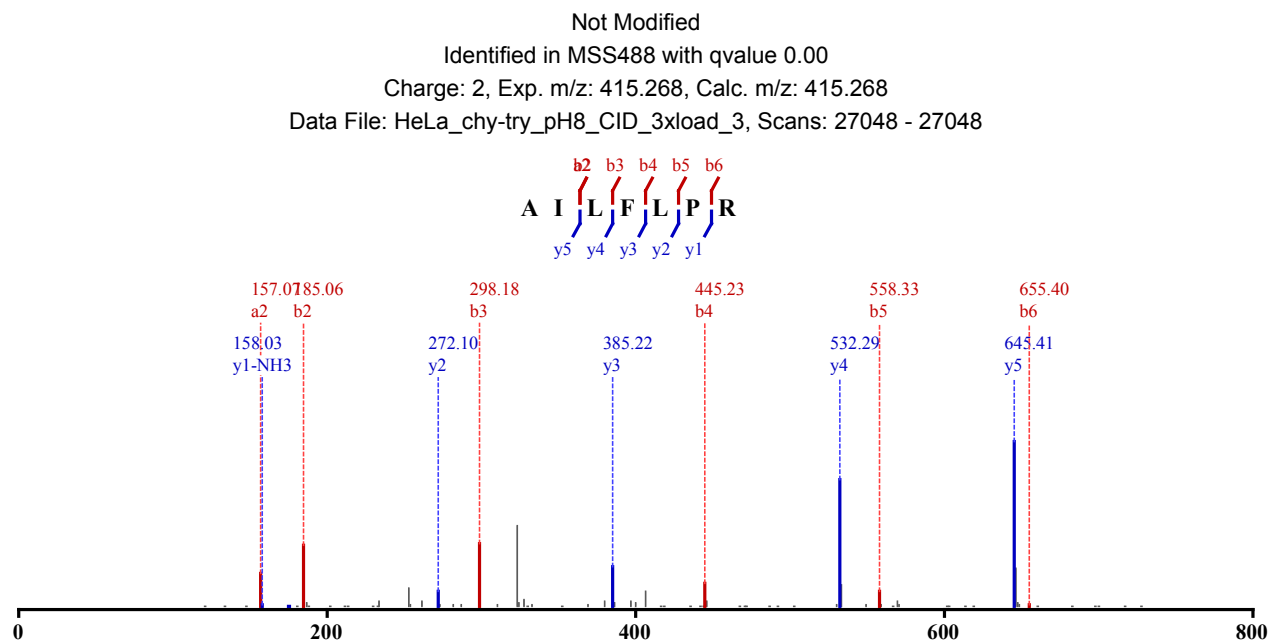


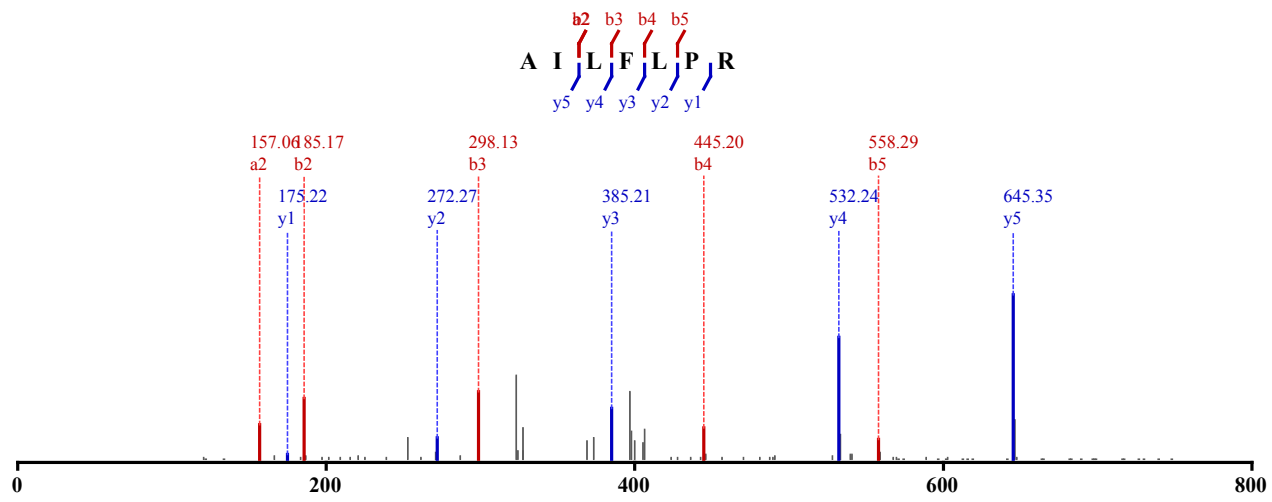
Not Modified
 Identified in MSS488 with qvalue 0.00
 Charge: 2, Exp. m/z: 415.268, Calc. m/z: 415.268
 Data File: HeLa_chy-try_pH6_CID_3xload, Scans: 44166 - 44166



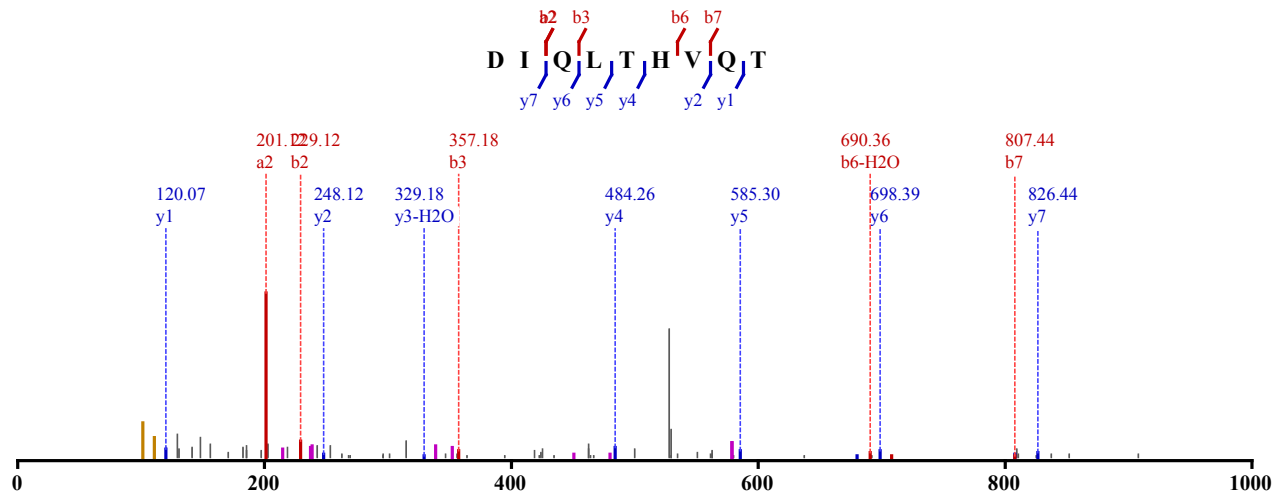
Not Modified
 Identified in MSS488 with qvalue 0.00
 Charge: 2, Exp. m/z: 415.268, Calc. m/z: 415.268
 Data File: HeLa_chy-try_pH8_CID_3xload_2, Scans: 27656 - 27656



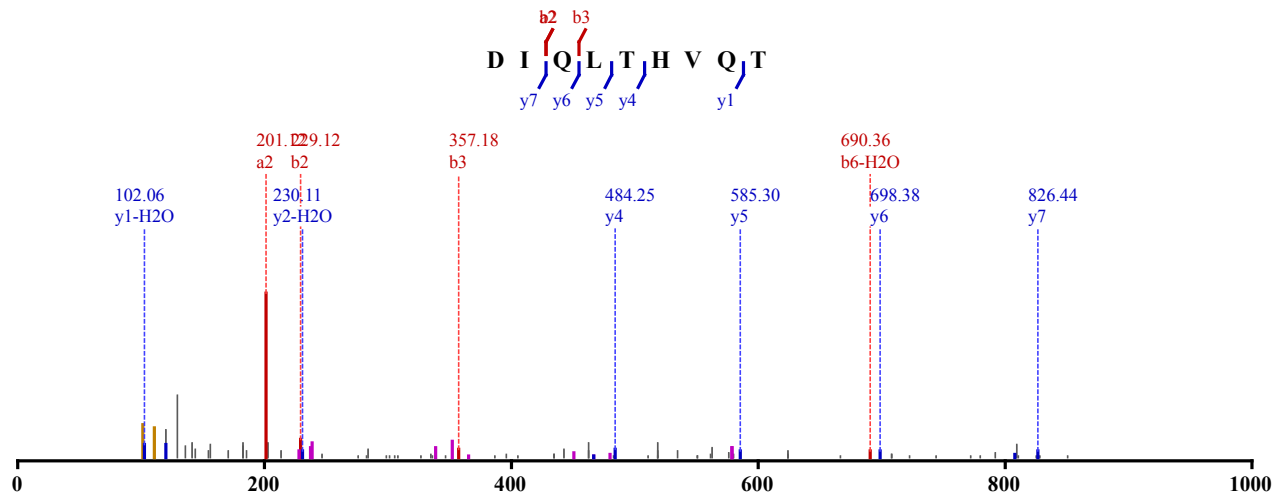




Not Modified
 Identified in MSS479 with qvalue 0.00
 Charge: 2, Exp. m/z: 527.780, Calc. m/z: 527.782
 Data File: HeLa_AspN_pH11_HCD_2, Scans: 27624 - 27624

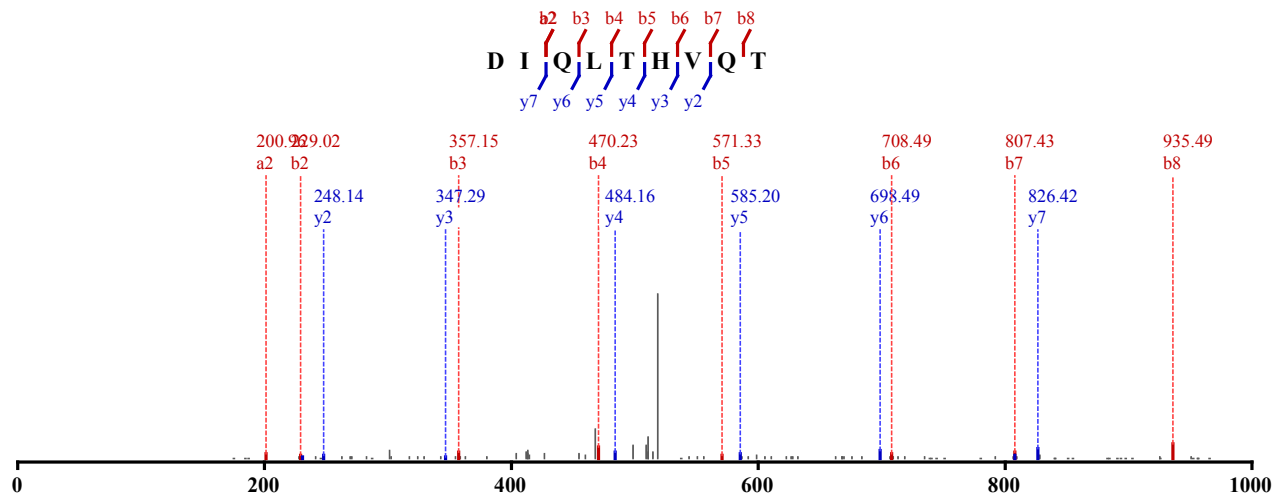


Not Modified
 Identified in MSS479 with qvalue 0.00
 Charge: 2, Exp. m/z: 527.780, Calc. m/z: 527.782
 Data File: HeLa_AspN_pH11_HCD_1, Scans: 28966 - 28966



Not Modified
 Identified in MSS483 with qvalue 0.00
 Charge: 2, Exp. m/z: 527.779, Calc. m/z: 527.782

Data File: HeLa_AspN_pH11_CID_3xload, Scans: 22401 - 22401

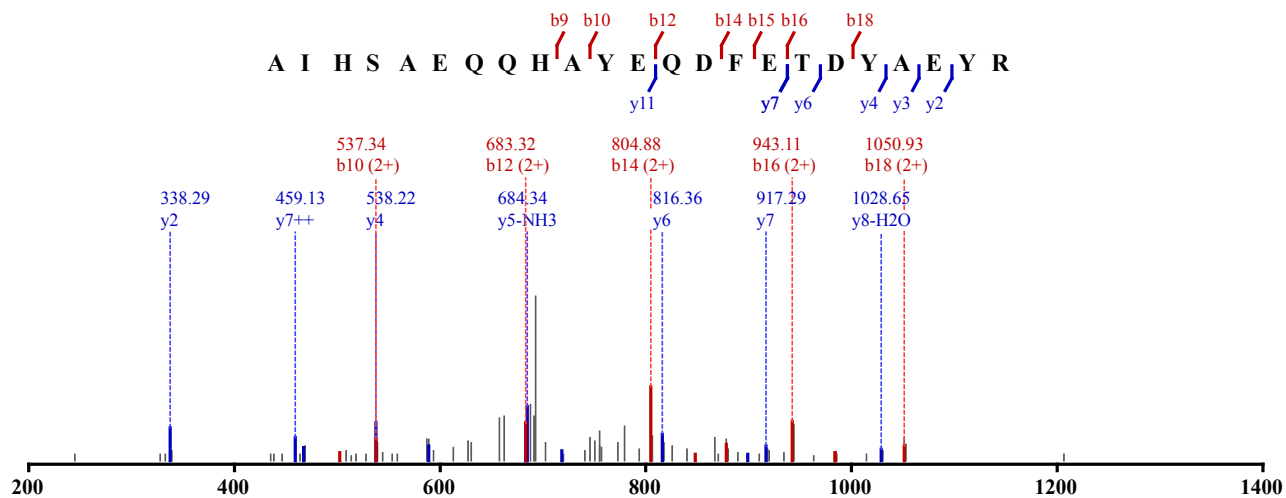


Not Modified

Identified in MSS480 with qvalue 0.00

Charge: 4, Exp. m/z: 701.560, Calc. m/z: 701.057

Data File: HeLa_try_pH2_CID_3xload_2, Scans: 15379 - 15379

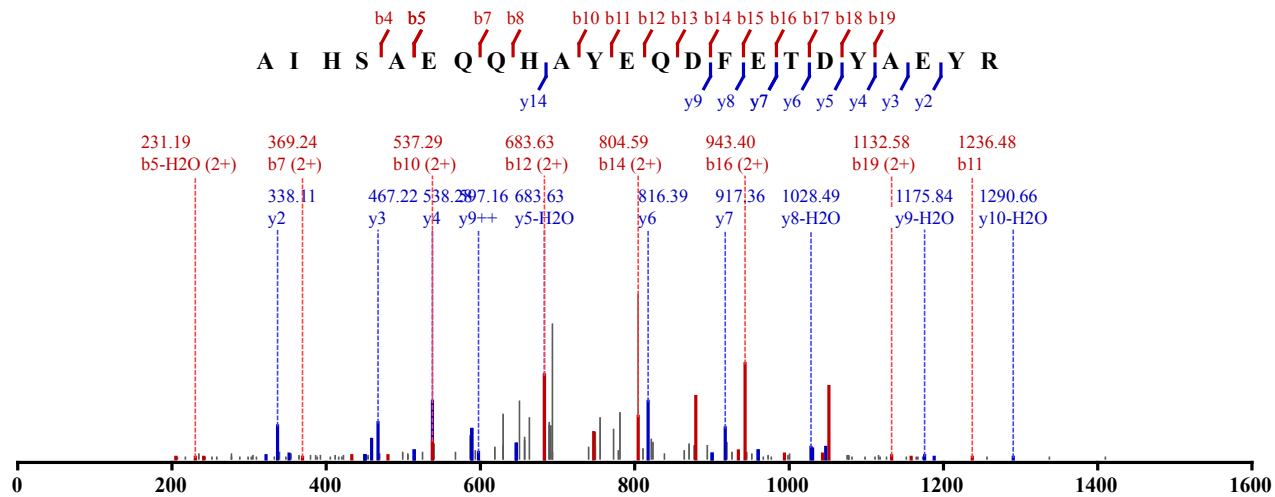


Not Modified

Identified in MSS480 with qvalue 0.00

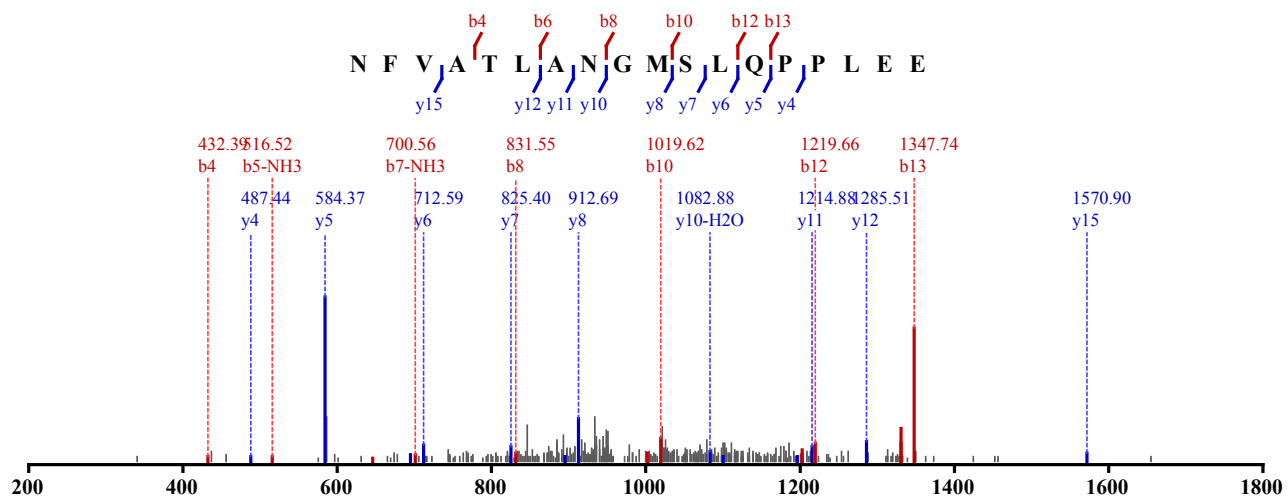
Charge: 4, Exp. m/z: 701.057, Calc. m/z: 701.057

Data File: HeLa_try_pH2_CID_3xload, Scans: 14727 - 14727

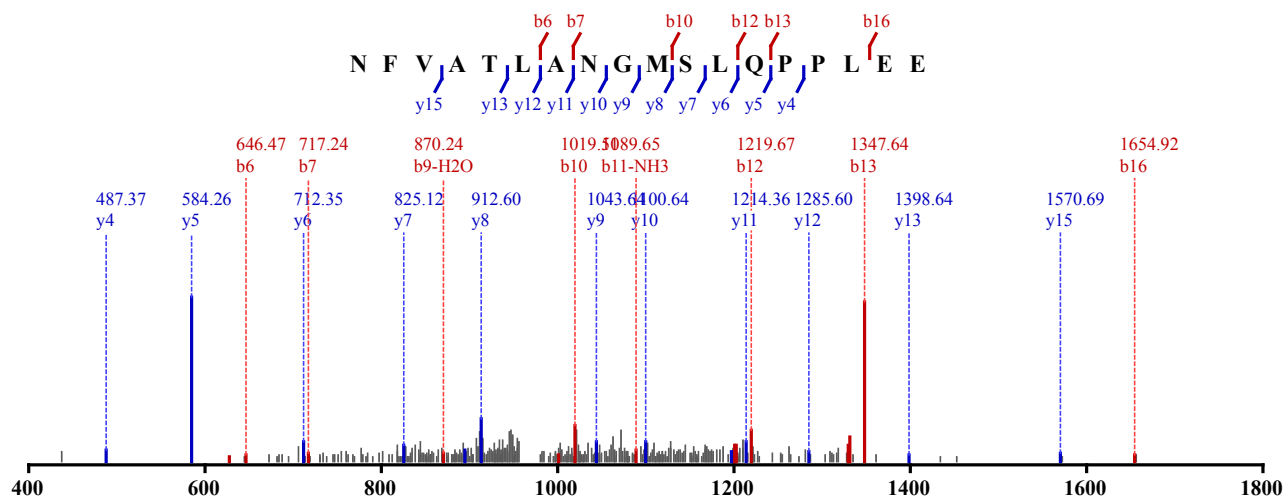


Not Modified

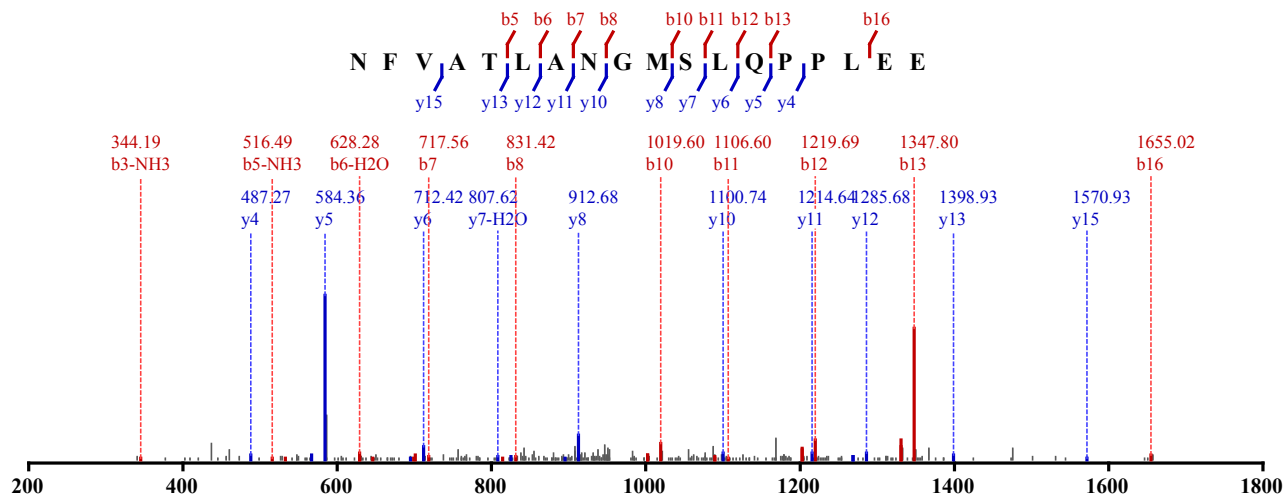
Identified in MSS77 with qvalue 0.01
 Charge: 2, Exp. m/z: 965.982, Calc. m/z: 965.982
 Data File: HeLa_AspN-GluC_CID_3, Scans: 51274 - 51274

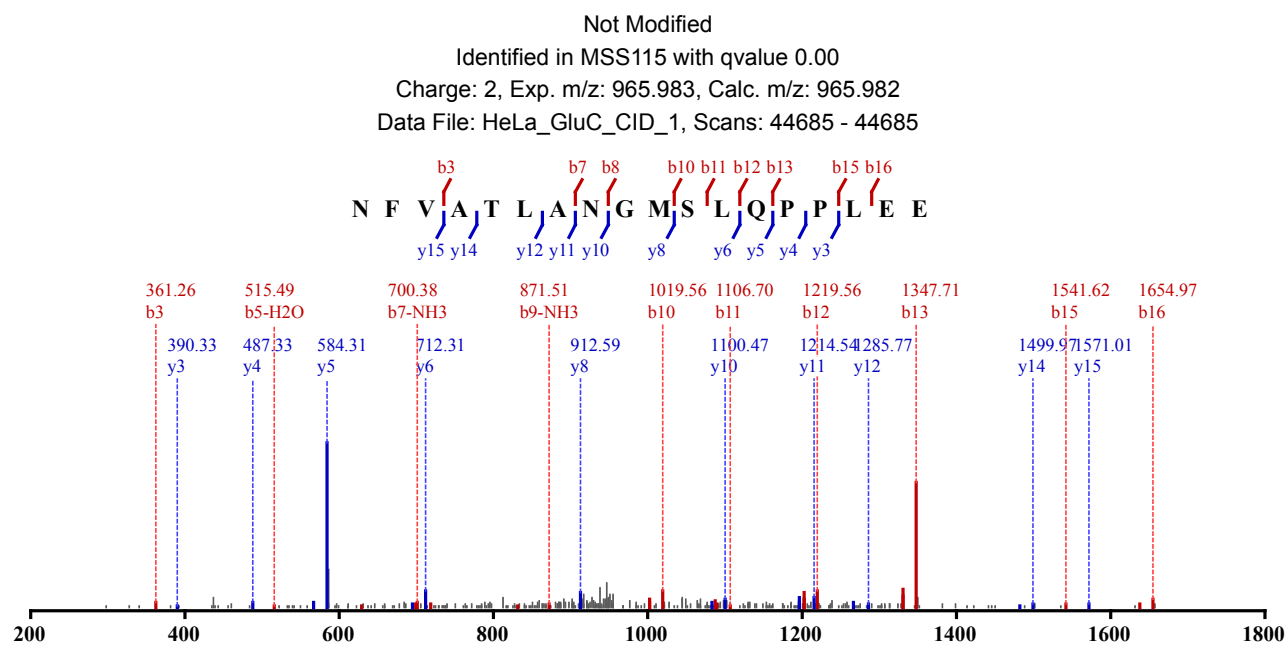
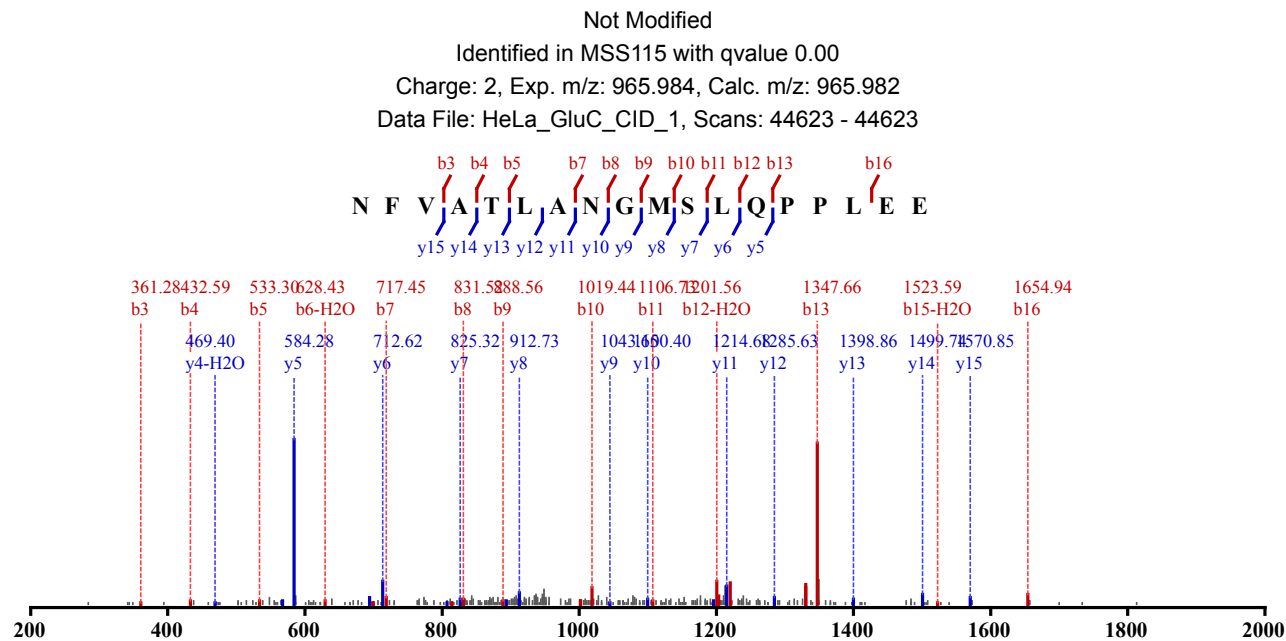


Not Modified
 Identified in MSS77 with qvalue 0.00
 Charge: 2, Exp. m/z: 966.487, Calc. m/z: 965.982
 Data File: HeLa_AspN-GluC_CID_2, Scans: 51440 - 51440

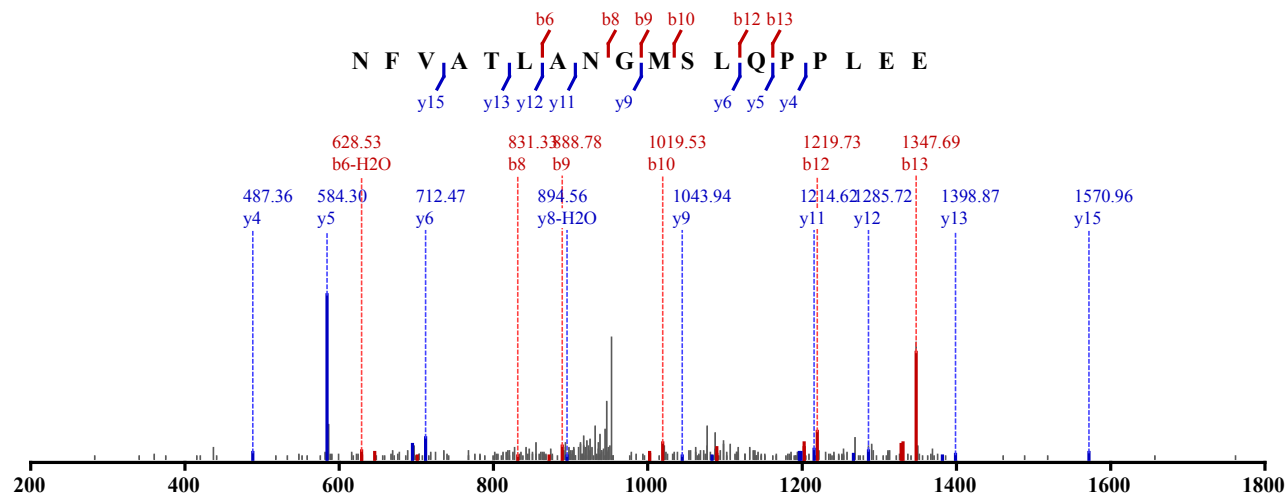


Not Modified
 Identified in MSS115 with qvalue 0.00
 Charge: 2, Exp. m/z: 965.982, Calc. m/z: 965.982
 Data File: HeLa_GluC_CID_2, Scans: 44354 - 44354





Not Modified
 Identified in MSS115 with qvalue 0.00
 Charge: 2, Exp. m/z: 965.983, Calc. m/z: 965.982
 Data File: HeLa_GluC_CID_2, Scans: 44293 - 44293

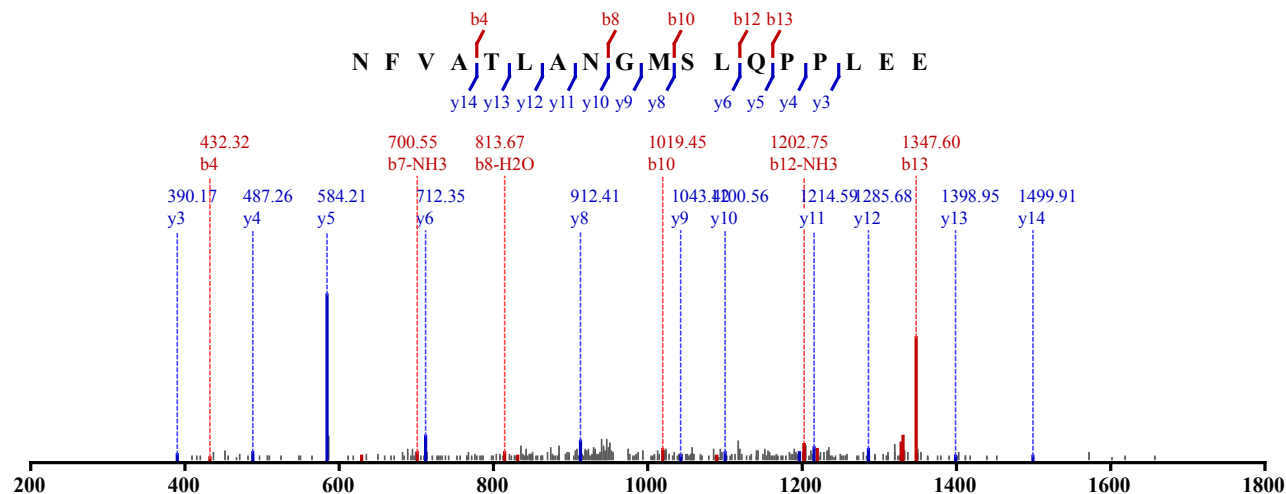


Not Modified

Identified in MSS115 with qvalue 0.00

Charge: 2, Exp. m/z: 965.982, Calc. m/z: 965.982

Data File: HeLa_GluC_CID_3, Scans: 44570 - 44570

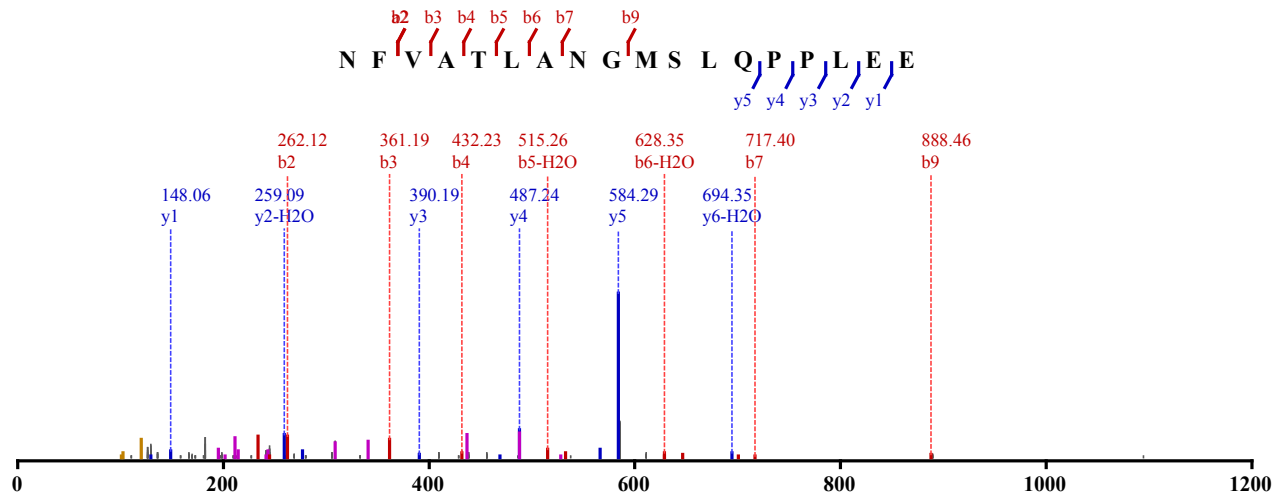


Not Modified

Identified in MSS119 with qvalue 0.00

Charge: 2, Exp. m/z: 965.985, Calc. m/z: 965.982

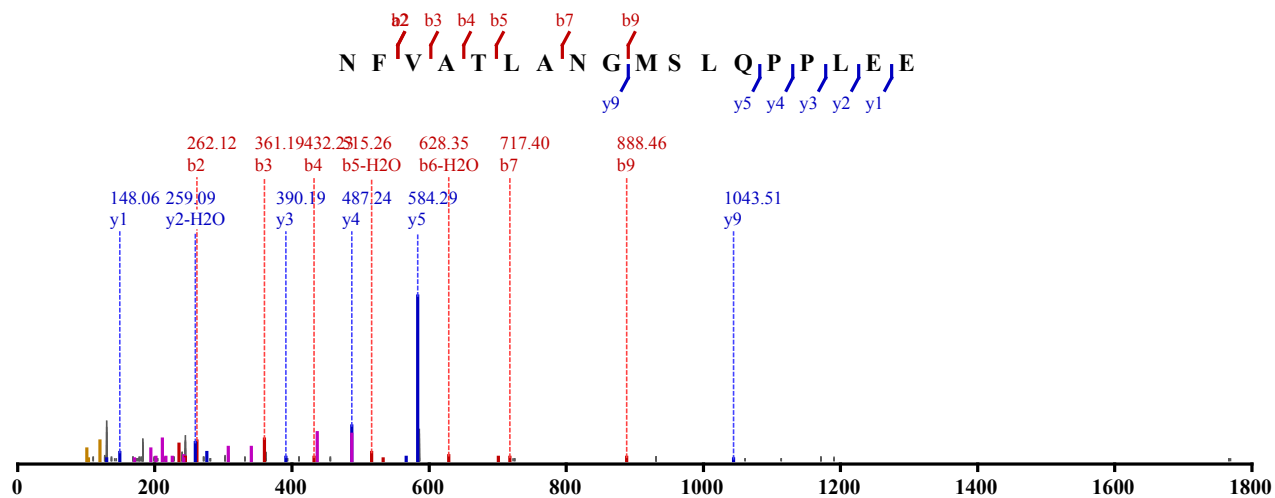
Data File: HeLa_GluC_HCD_1, Scans: 35769 - 35769



Not Modified

Identified in MSS119 with qvalue 0.01

Charge: 2, Exp. m/z: 965.979, Calc. m/z: 965.982

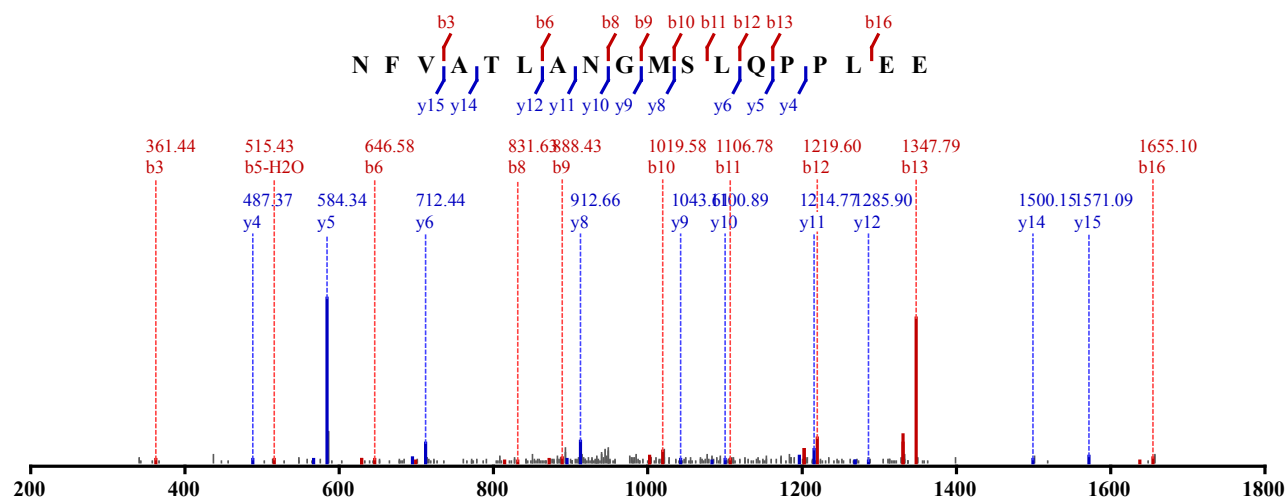


Not Modified

Identified in MSS237 with qvalue 0.00

Charge: 2, Exp. m/z: 965.983, Calc. m/z: 965.982

Data File: HeLa_GluC_CID-ETD_1, Scans: 27956 - 27956

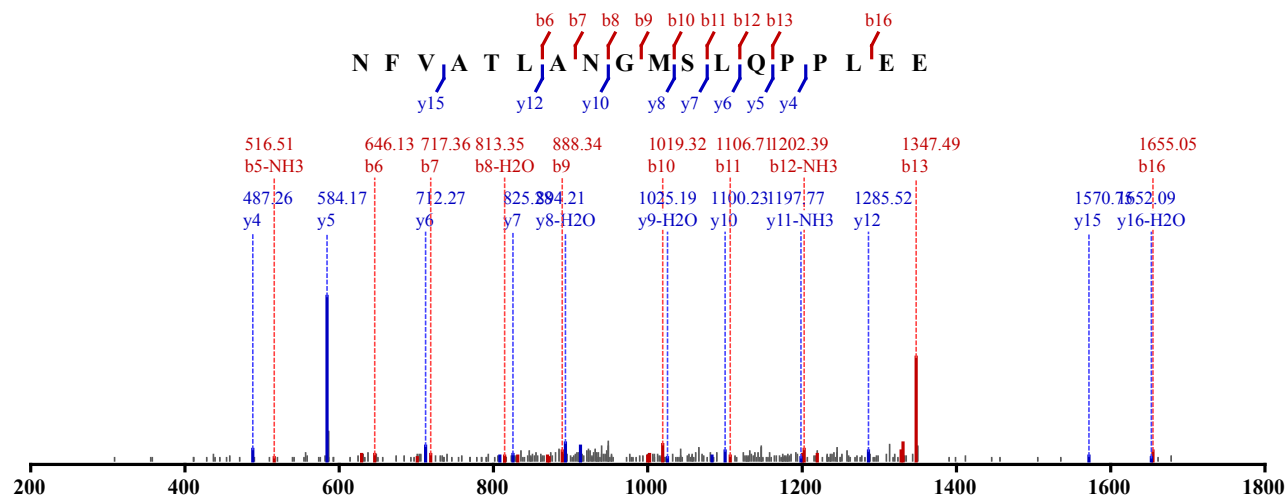


Not Modified

Identified in MSS237 with qvalue 0.00

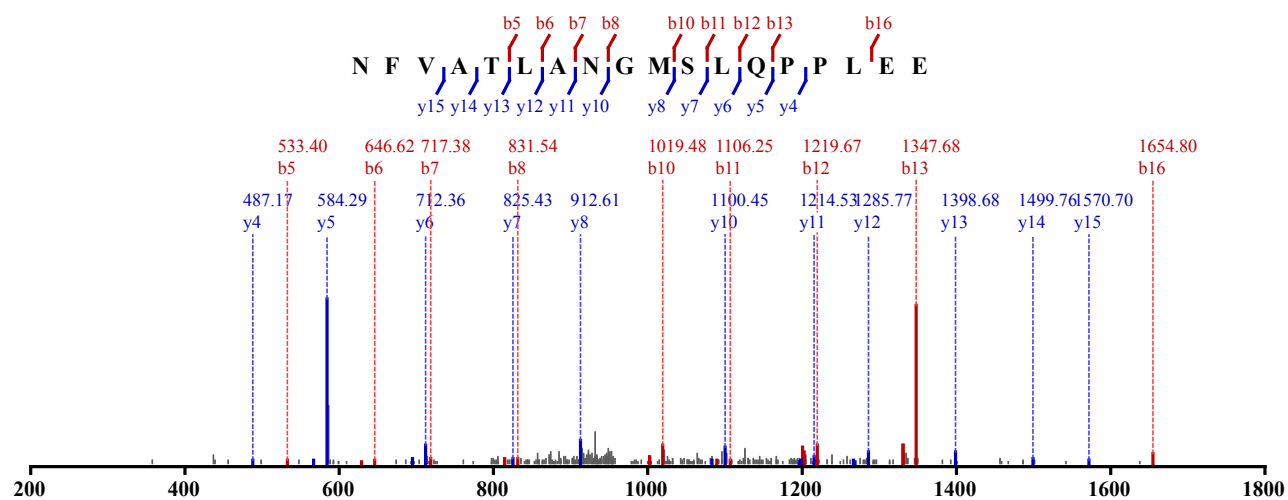
Charge: 2, Exp. m/z: 965.985, Calc. m/z: 965.982

Data File: HeLa_GluC_CID-ETD_3, Scans: 26576 - 26576

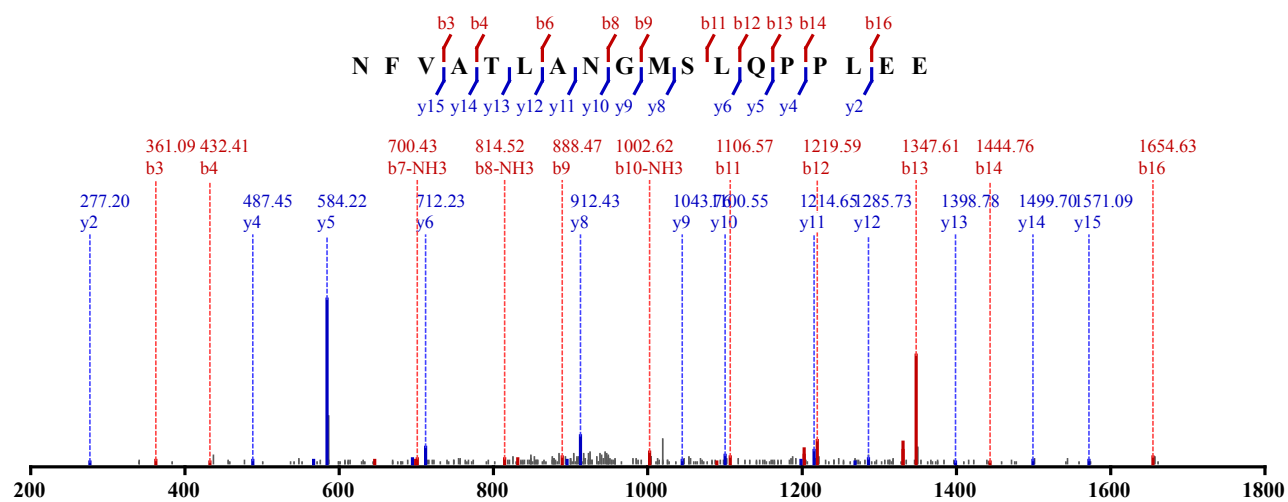


Not Modified

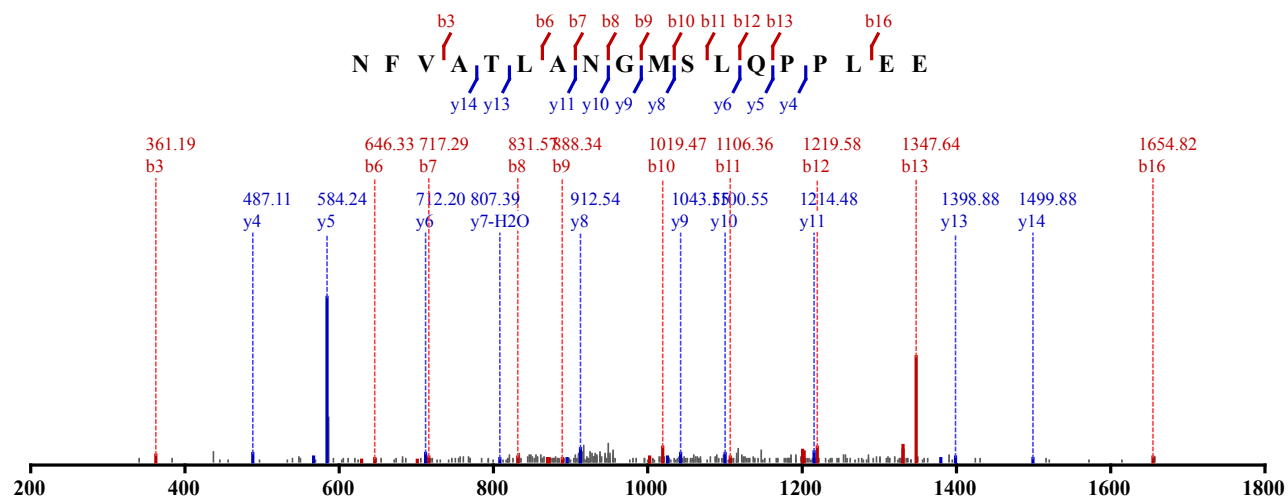
Identified in MSS237 with qvalue 0.00
 Charge: 2, Exp. m/z: 965.984, Calc. m/z: 965.982
 Data File: HeLa_GluC_CID-ETD_1, Scans: 27905 - 27905



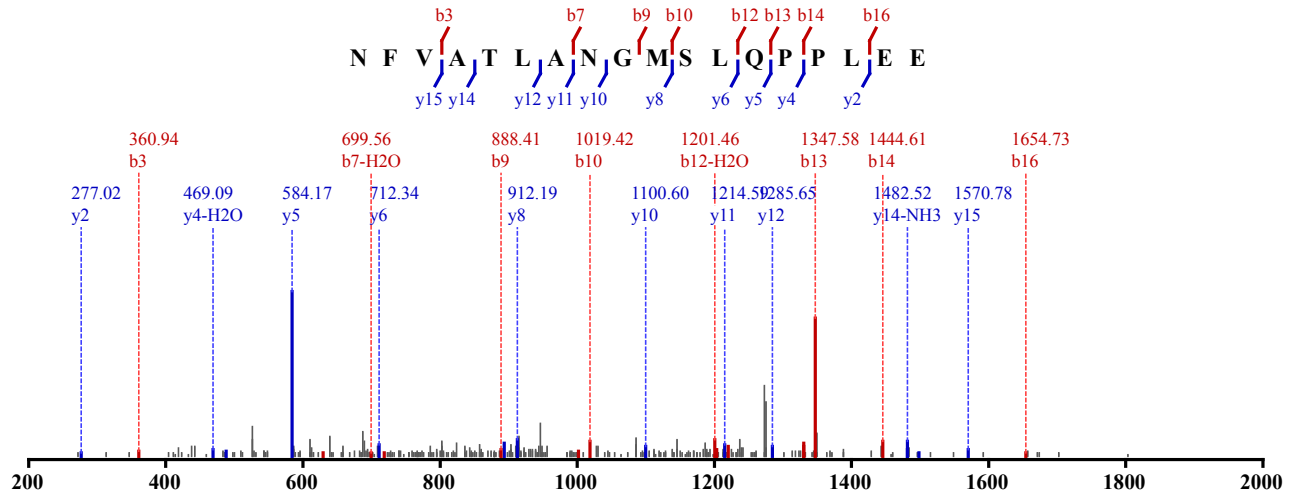
Not Modified
 Identified in MSS237 with qvalue 0.00
 Charge: 2, Exp. m/z: 965.983, Calc. m/z: 965.982
 Data File: HeLa_GluC_CID-ETD_2, Scans: 25538 - 25538



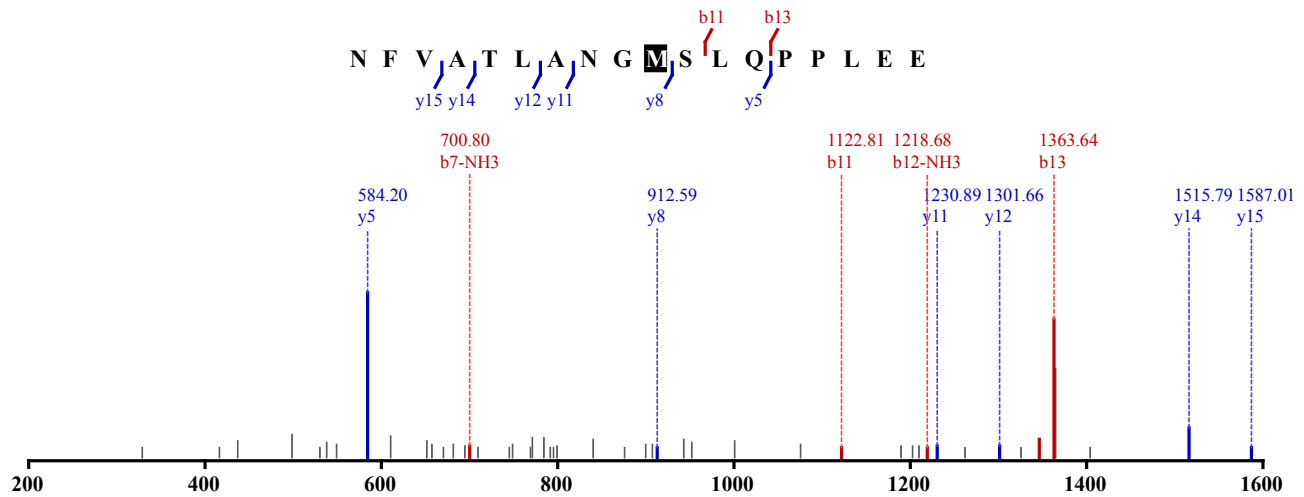
Not Modified
 Identified in MSS237 with qvalue 0.00
 Charge: 2, Exp. m/z: 965.985, Calc. m/z: 965.982
 Data File: HeLa_GluC_CID-ETD_3, Scans: 26510 - 26510



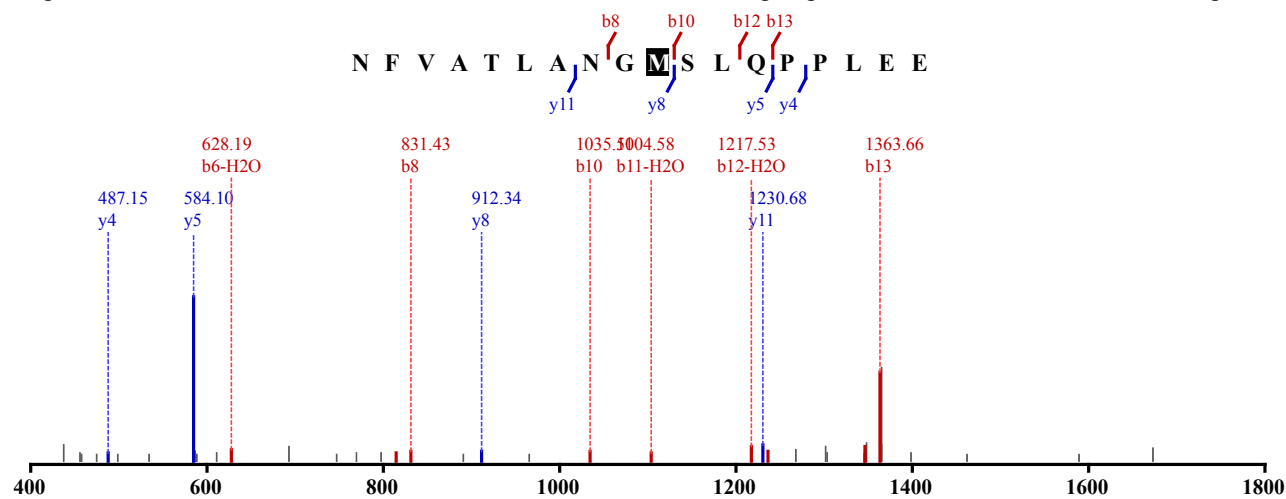
Not Modified
 Identified in MSS430 with qvalue 0.01
 Charge: 2, Exp. m/z: 965.982, Calc. m/z: 965.982
 Data File: HeLa_GluC-LysC_CID-ETD_2, Scans: 26795 - 26795



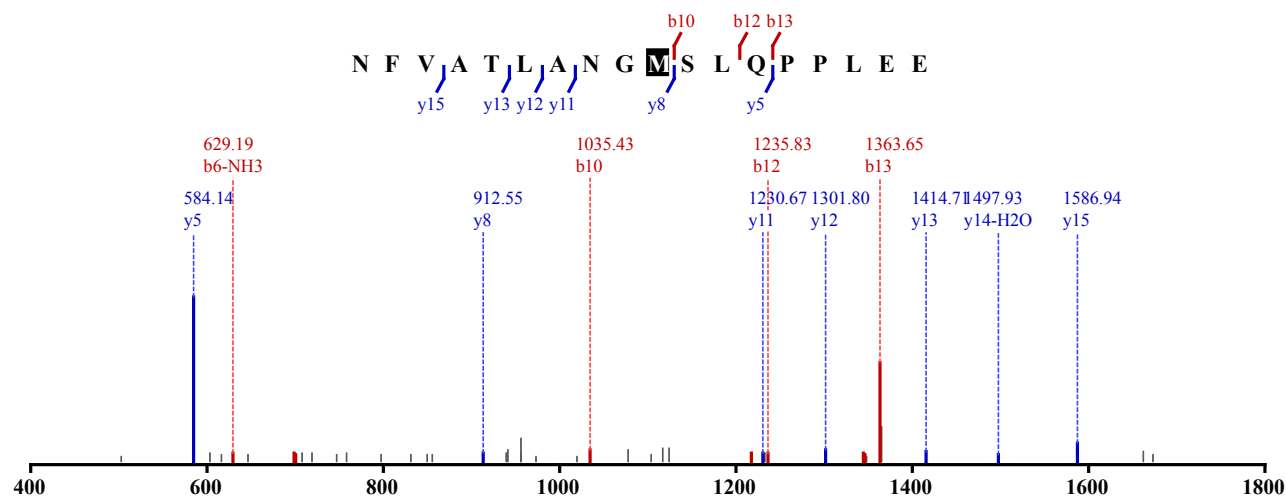
1 x Oxidation (M)
 Identified in MSS482 with qvalue 0.01
 Charge: 2, Exp. m/z: 973.981, Calc. m/z: 973.982
 Data File: HeLa_GluC_pH3_CID_3xload, Scans: 31852 - 31852



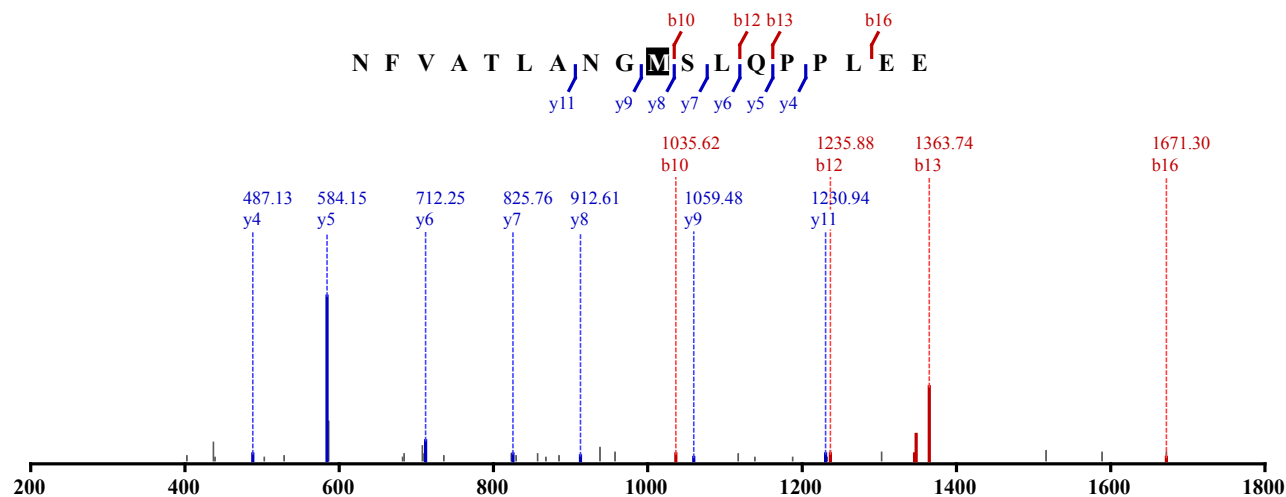
1 x Oxidation (M)
 Identified in MSS482 with qvalue 0.01
 Charge: 2, Exp. m/z: 973.982, Calc. m/z: 973.982
 Data File: HeLa_GluC_pH3_CID_3xload_3, Scans: 31442 - 31442



1 x Oxidation (M)
 Identified in MSS482 with qvalue 0.00
 Charge: 2, Exp. m/z: 973.981, Calc. m/z: 973.982
 Data File: HeLa_GluC_pH3_CID_3xload_2, Scans: 32973 - 32973

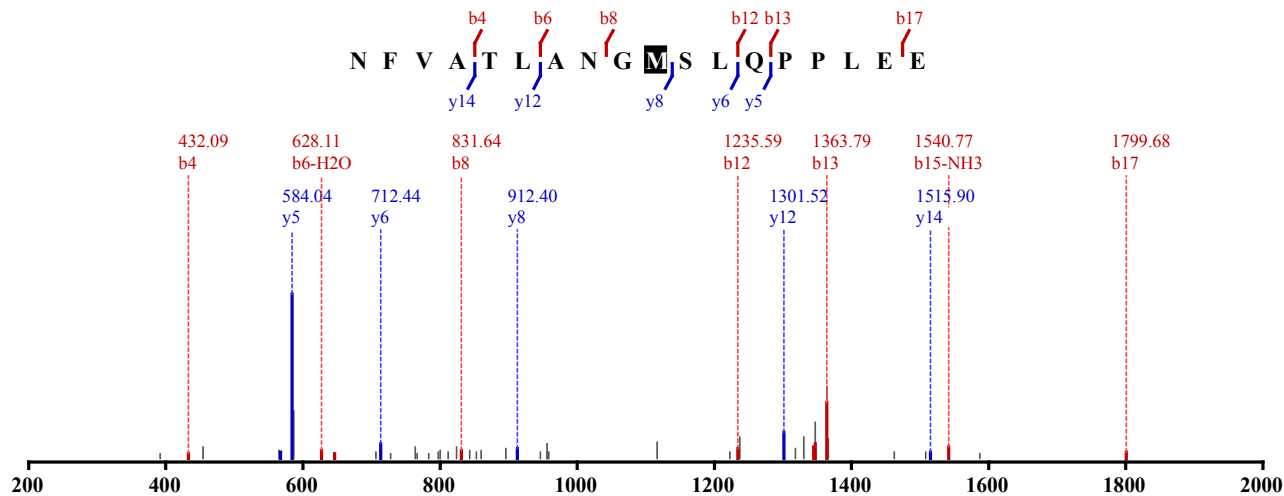


1 x Oxidation (M)
 Identified in MSS482 with qvalue 0.01
 Charge: 2, Exp. m/z: 973.980, Calc. m/z: 973.982
 Data File: HeLa_GluC_pH3_CID_3xload_2, Scans: 33022 - 33022



1 x Oxidation (M)
 Identified in MSS482 with qvalue 0.01
 Charge: 2, Exp. m/z: 973.981, Calc. m/z: 973.982

Data File: HeLa_GluC_pH3_CID_3xload, Scans: 31796 - 31796

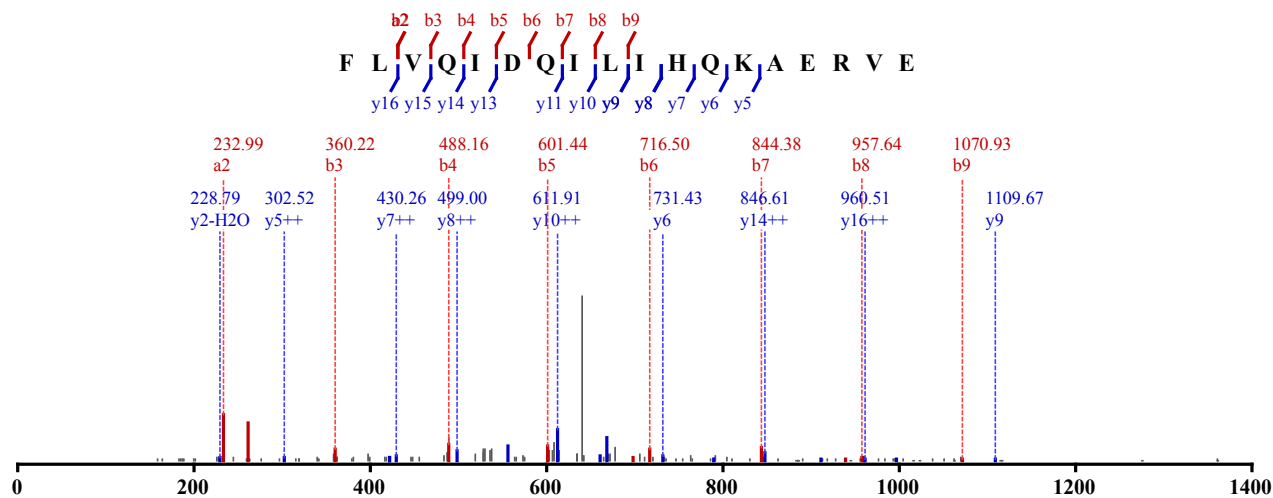


Not Modified

Identified in MSS482 with qvalue 0.00

Charge: 4, Exp. m/z: 545.561, Calc. m/z: 545.562

Data File: HeLa_GluC_80pcACN_CID_3xload_3, Scans: 28016 - 28016

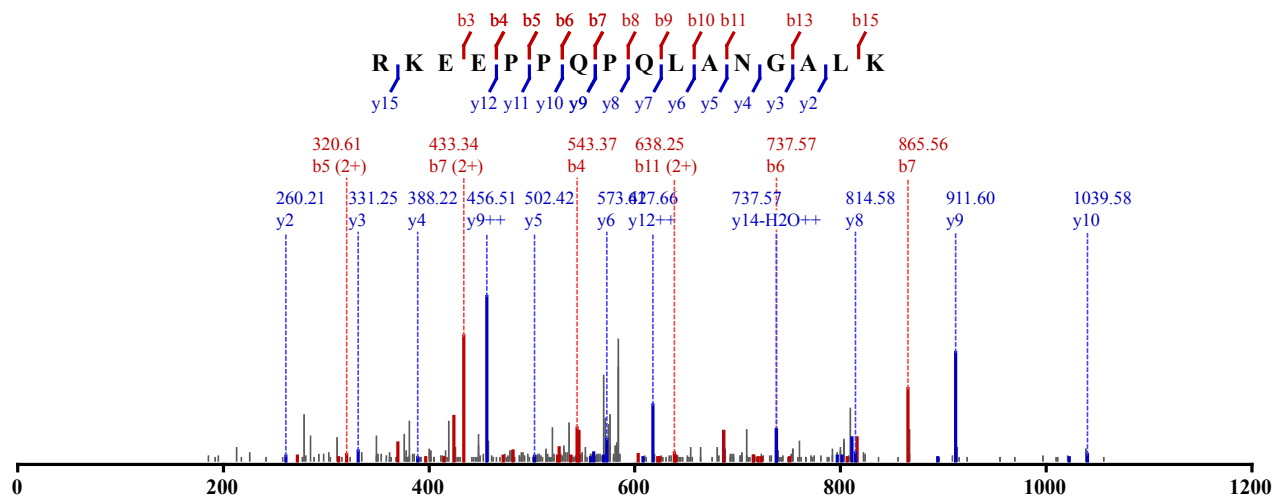


Not Modified

Identified in MSS79 with qvalue 0.01

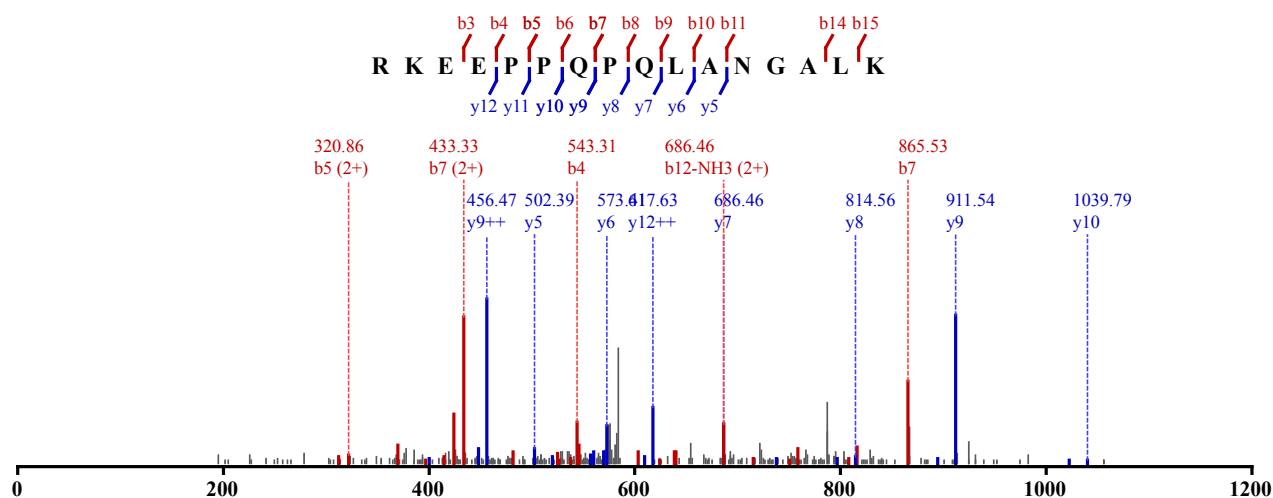
Charge: 3, Exp. m/z: 592.999, Calc. m/z: 592.664

Data File: HeLa_AspN-Try_CID_2, Scans: 18416 - 18416

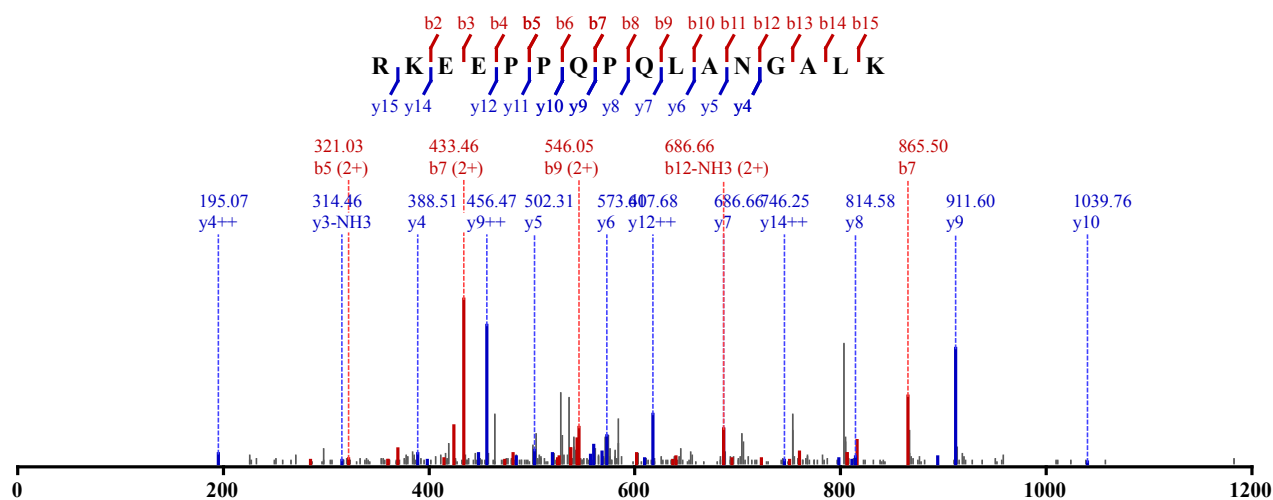


Not Modified

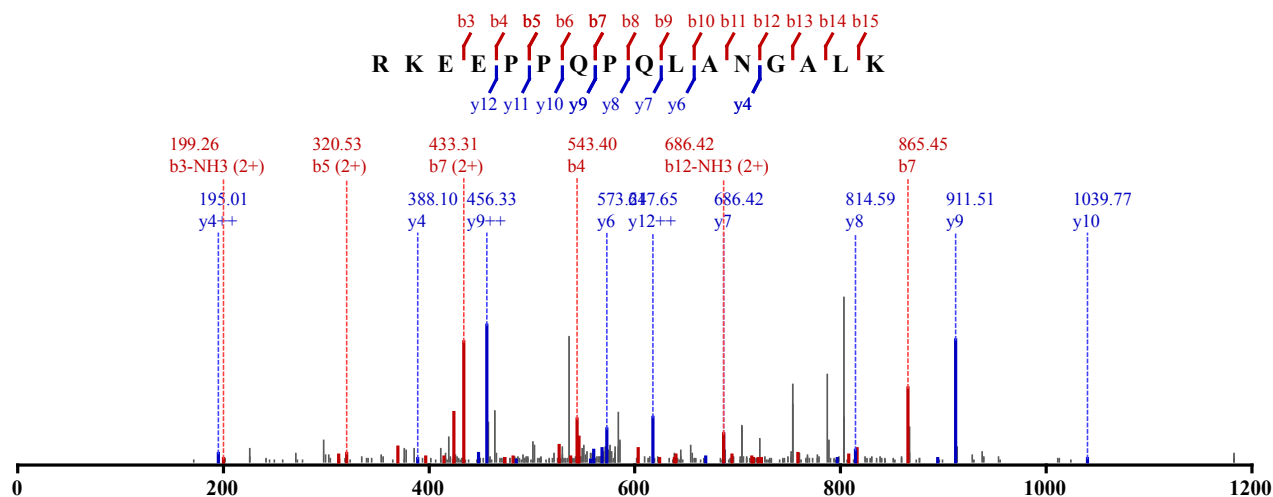
Identified in MSS85 with qvalue 0.00
 Charge: 3, Exp. m/z: 592.665, Calc. m/z: 592.664
 Data File: HeLa_Chytry-Try_CID_2, Scans: 17350 - 17350

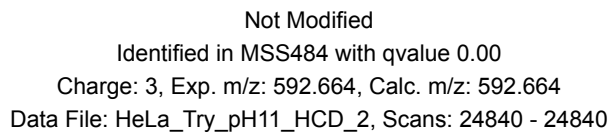
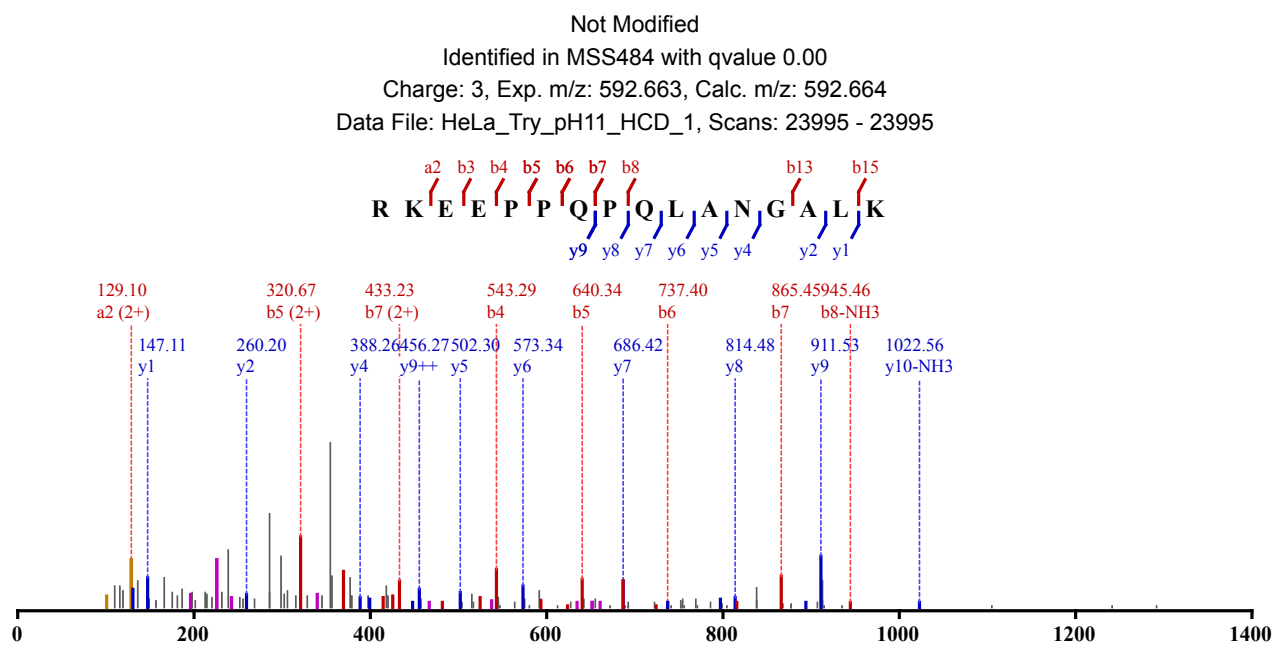
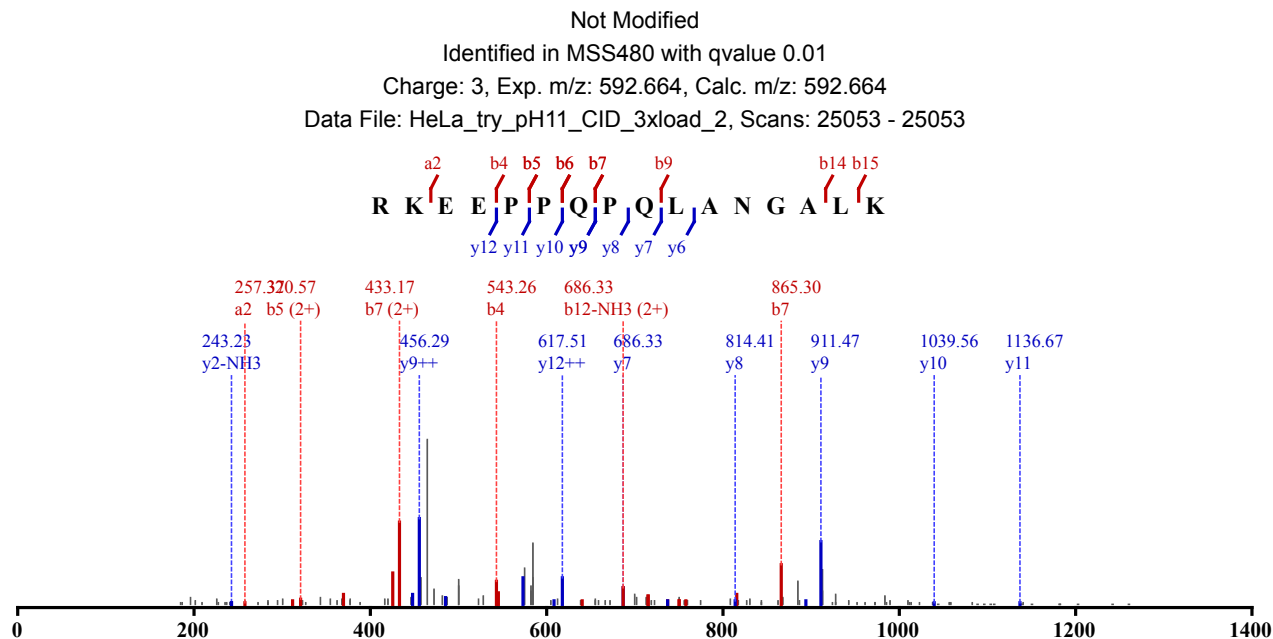


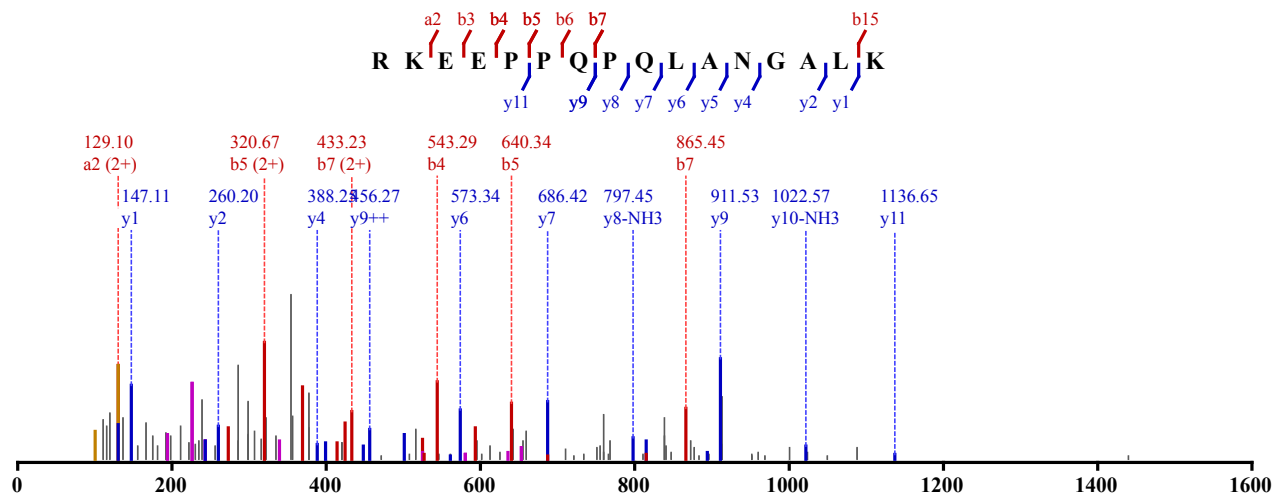
Not Modified
 Identified in MSS100 with qvalue 0.01
 Charge: 3, Exp. m/z: 592.665, Calc. m/z: 592.664
 Data File: HeLa_GluC-Try_CID_1, Scans: 16049 - 16049



Not Modified
 Identified in MSS110 with qvalue 0.00
 Charge: 3, Exp. m/z: 592.664, Calc. m/z: 592.664
 Data File: HeLa_LysC-try_CID_1, Scans: 16537 - 16537





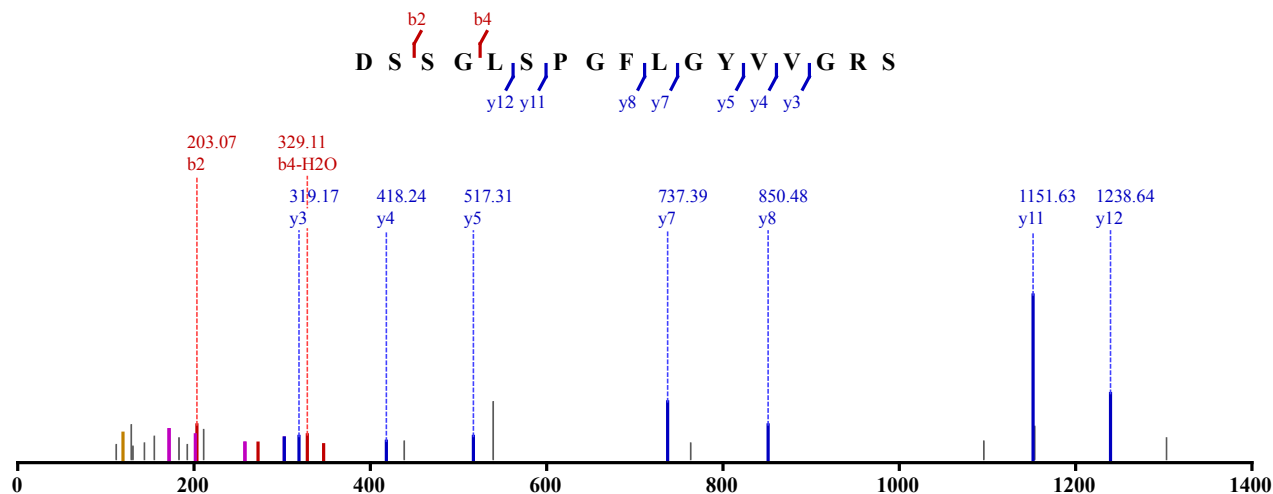


Not Modified

Identified in MSS479 with qvalue 0.00

Charge: 2, Exp. m/z: 849.430, Calc. m/z: 849.427

Data File: HeLa_AspN_pH3_HCD_2, Scans: 47389 - 47389

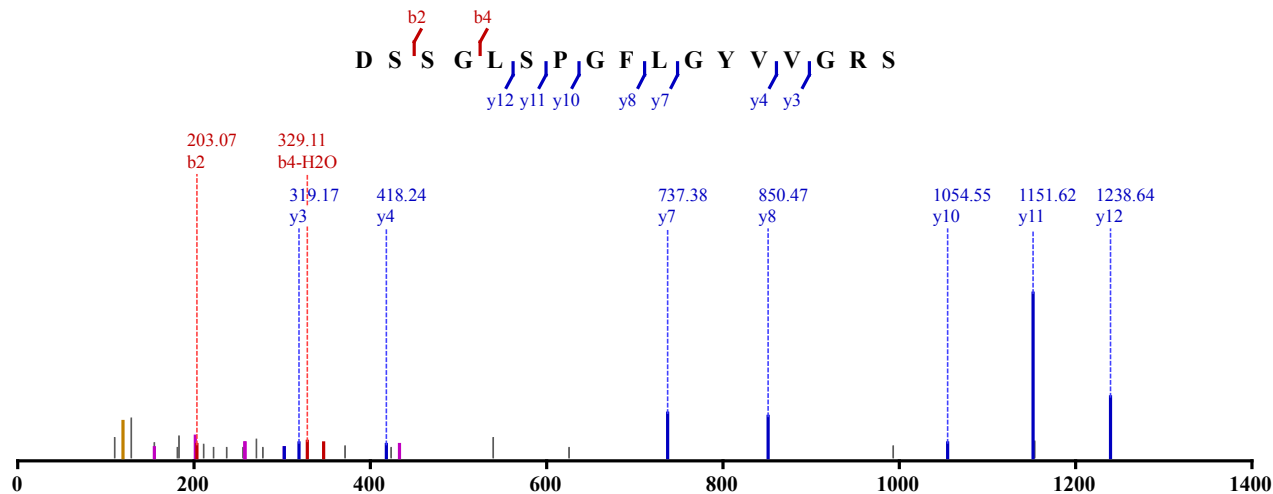


Not Modified

Identified in MSS479 with qvalue 0.00

Charge: 2, Exp. m/z: 849.427, Calc. m/z: 849.427

Data File: HeLa_AspN_pH3_HCD_3, Scans: 47449 - 47449

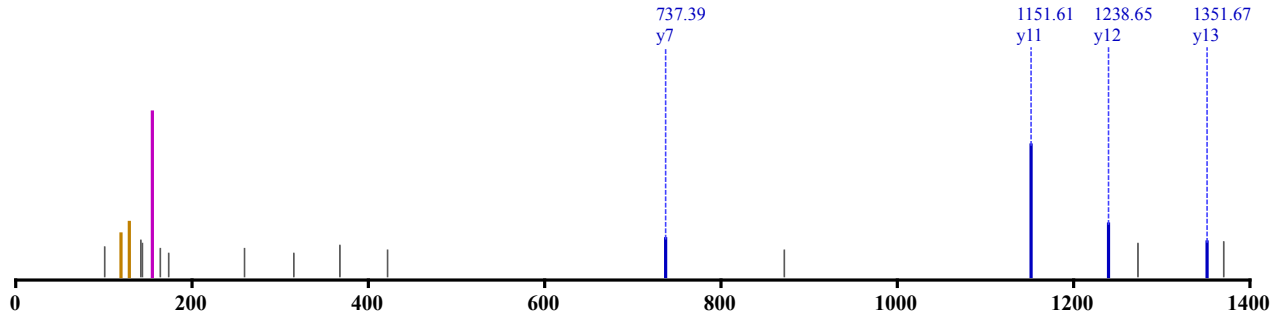


Not Modified

Identified in MSS479 with qvalue 0.01

Charge: 2, Exp. m/z: 849.430, Calc. m/z: 849.427

Data File: HeLa_AspN_pH5_HCD_3, Scans: 45734 - 45734

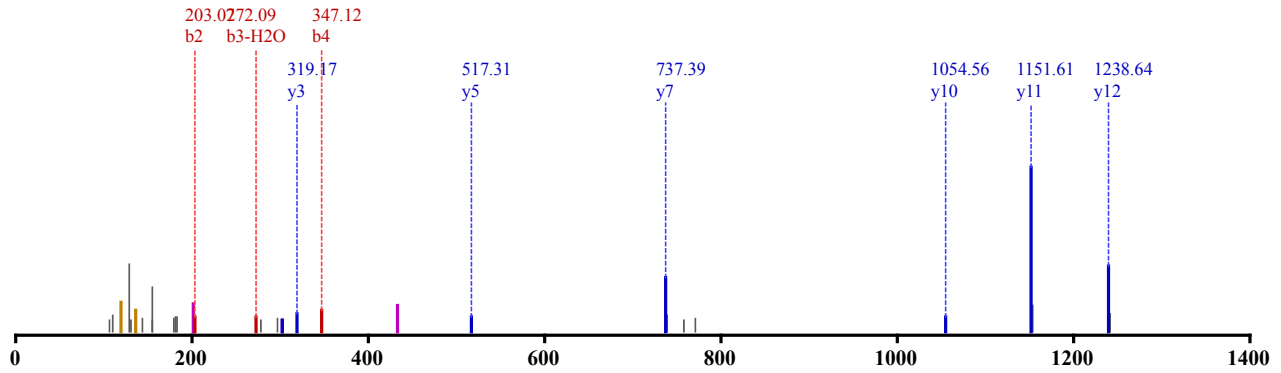
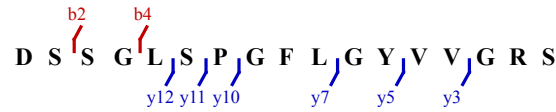


Not Modified

Identified in MSS479 with qvalue 0.00

Charge: 2, Exp. m/z: 849.427, Calc. m/z: 849.427

Data File: HeLa_AspN_pH3_HCD_1, Scans: 47829 - 47829

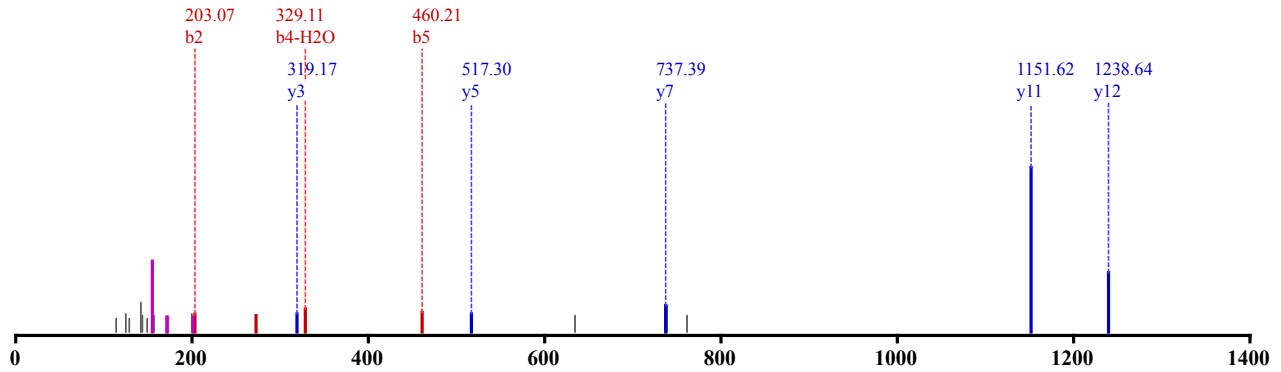


Not Modified

Identified in MSS479 with qvalue 0.00

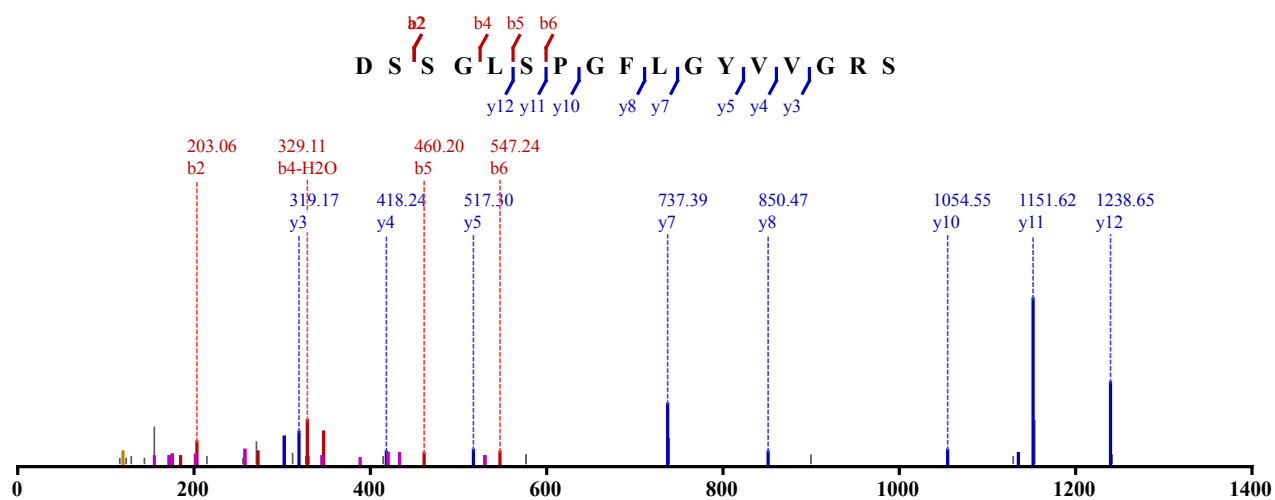
Charge: 2, Exp. m/z: 849.427, Calc. m/z: 849.427

Data File: HeLa_AspN_pH4_HCD_1, Scans: 45404 - 45404

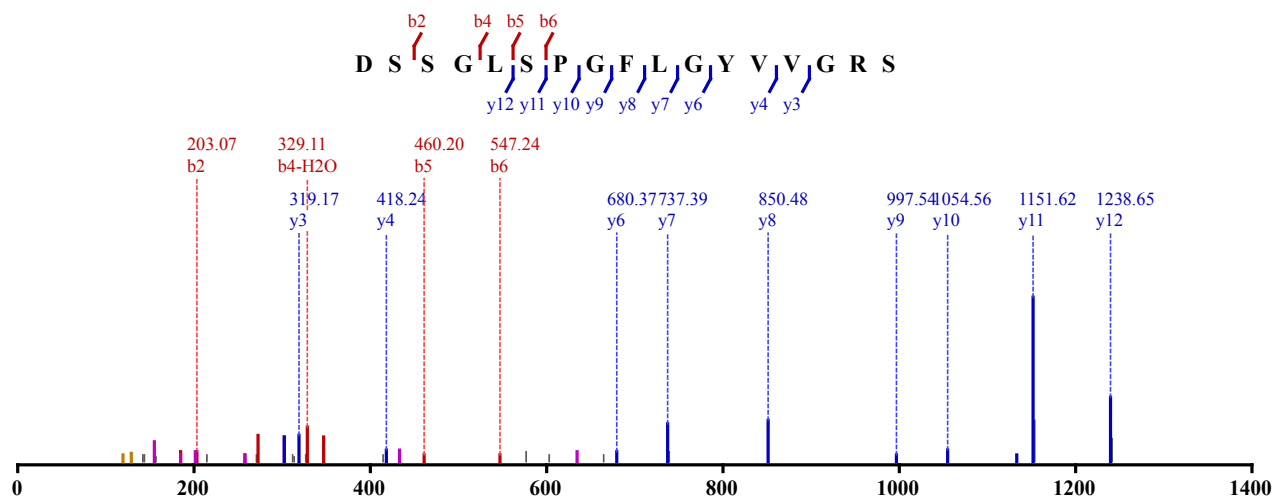


Not Modified

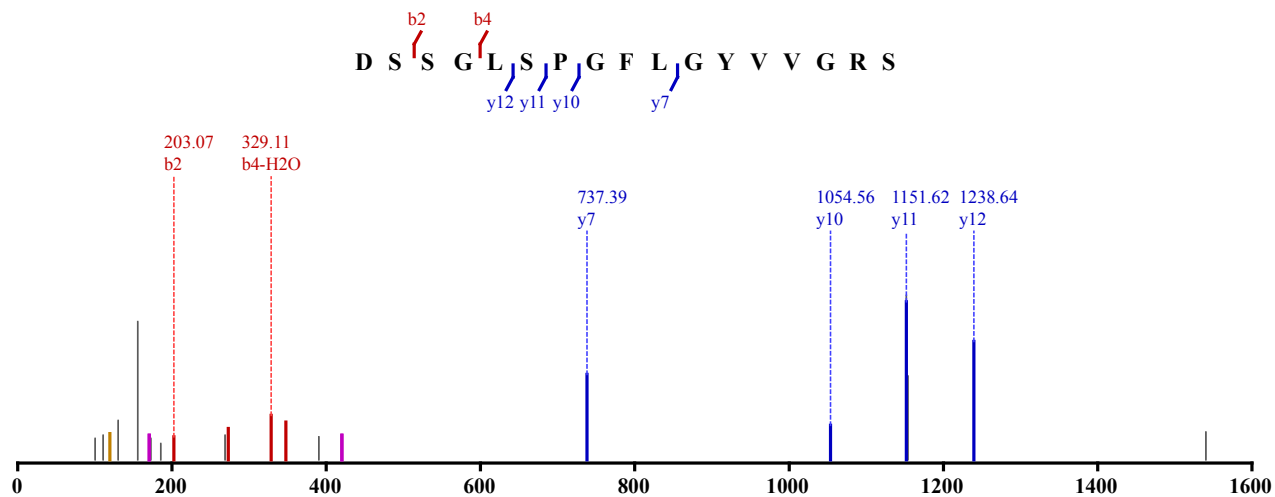
Identified in MSS479 with qvalue 0.00
 Charge: 2, Exp. m/z: 849.428, Calc. m/z: 849.427
 Data File: HeLa_AspN_pH4_HCD_1, Scans: 45461 - 45461



Not Modified
 Identified in MSS479 with qvalue 0.00
 Charge: 2, Exp. m/z: 849.427, Calc. m/z: 849.427
 Data File: HeLa_AspN_pH4_HCD_2, Scans: 45113 - 45113



Not Modified
 Identified in MSS479 with qvalue 0.00
 Charge: 2, Exp. m/z: 849.427, Calc. m/z: 849.427
 Data File: HeLa_AspN_pH4_HCD_3, Scans: 43892 - 43892

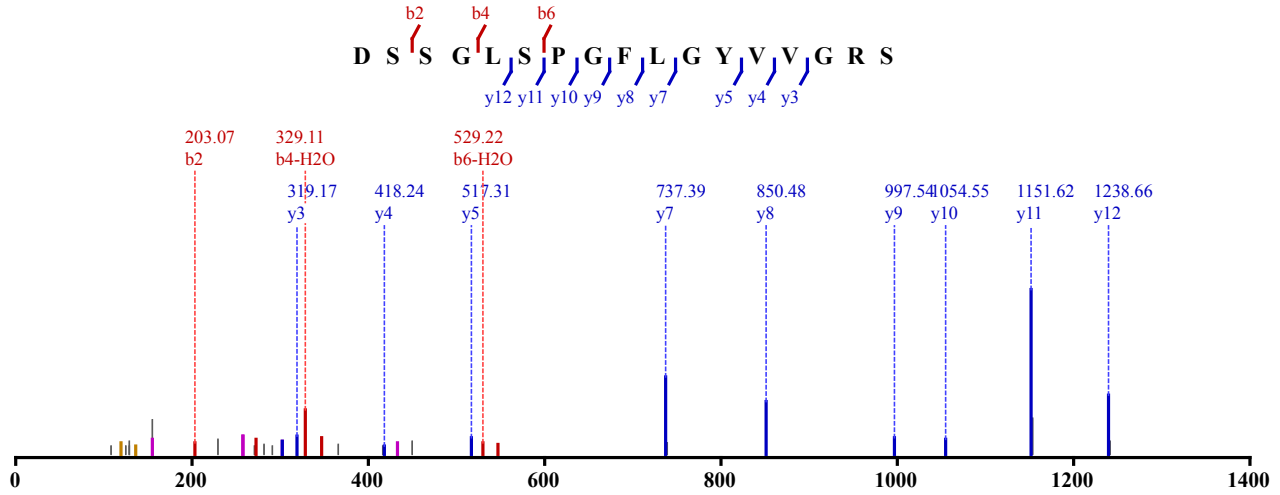


Not Modified

Identified in MSS479 with qvalue 0.00

Charge: 2, Exp. m/z: 849.428, Calc. m/z: 849.427

Data File: HeLa_AspN_pH4_HCD_3, Scans: 43950 - 43950

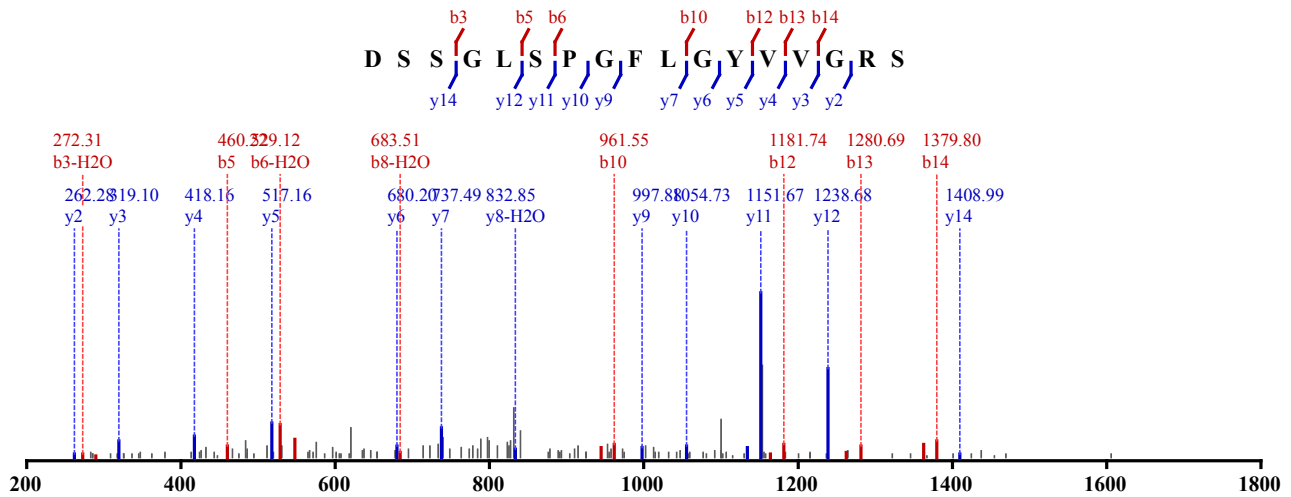


Not Modified

Identified in MSS483 with qvalue 0.00

Charge: 2, Exp. m/z: 849.431, Calc. m/z: 849.427

Data File: HeLa_AspN_pH3_CID_3xload, Scans: 38267 - 38267

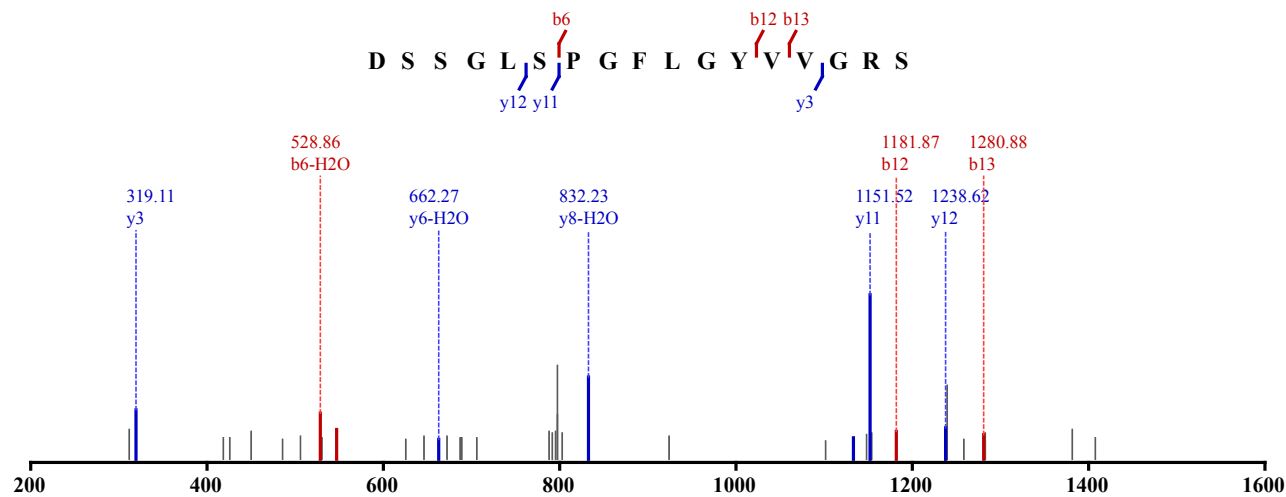


Not Modified

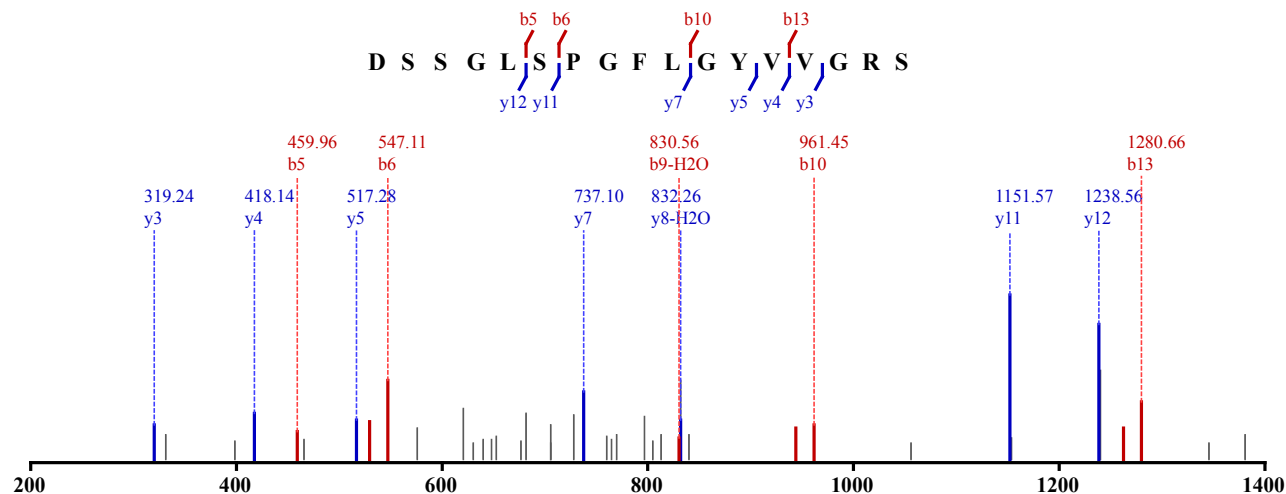
Identified in MSS483 with qvalue 0.00

Charge: 2, Exp. m/z: 849.429, Calc. m/z: 849.427

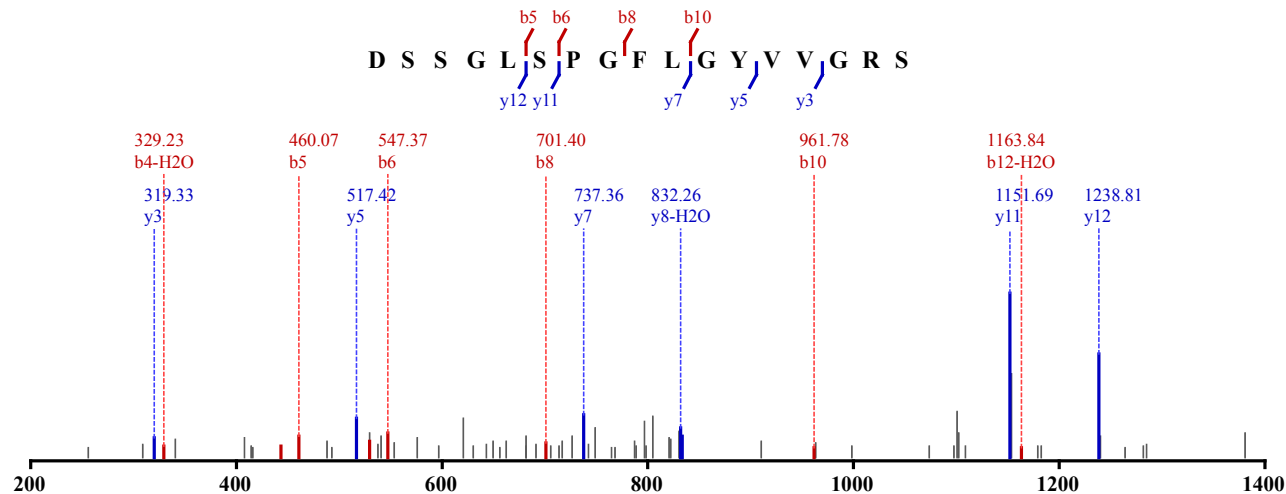
Data File: HeLa_AspN_pH4_CID_3xload_2, Scans: 29560 - 29560



Not Modified
 Identified in MSS483 with qvalue 0.00
 Charge: 2, Exp. m/z: 849.430, Calc. m/z: 849.427
 Data File: HeLa_AspN_pH4_CID_3xload_2, Scans: 29615 - 29615

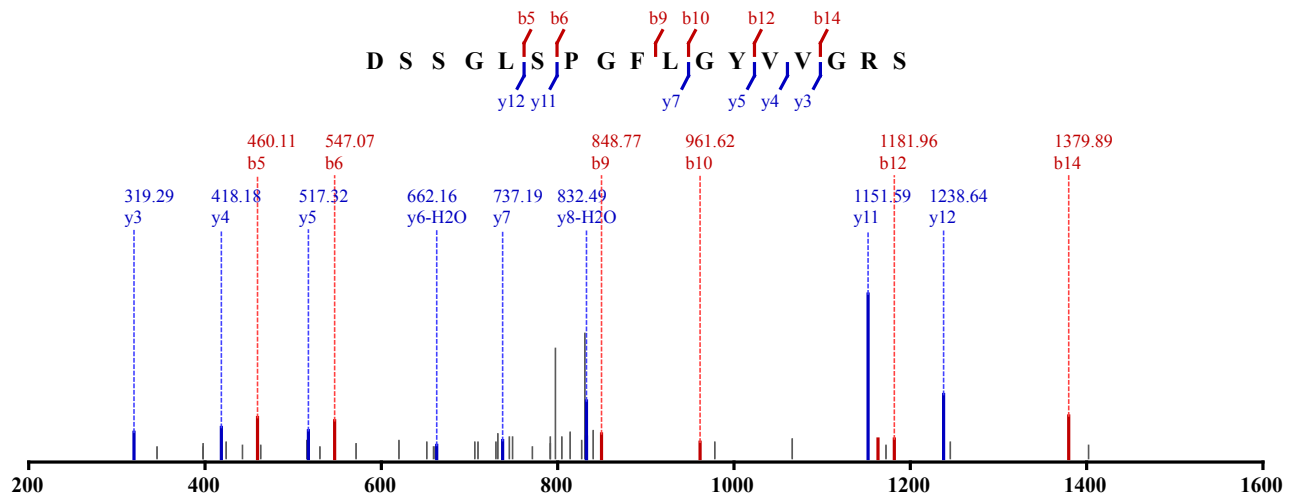


Not Modified
 Identified in MSS483 with qvalue 0.00
 Charge: 2, Exp. m/z: 849.430, Calc. m/z: 849.427
 Data File: HeLa_AspN_pH4_CID_3xload, Scans: 30144 - 30144



Not Modified
 Identified in MSS483 with qvalue 0.00
 Charge: 2, Exp. m/z: 849.429, Calc. m/z: 849.427

Data File: HeLa_AspN_pH4_CID_3xload, Scans: 30200 - 30200

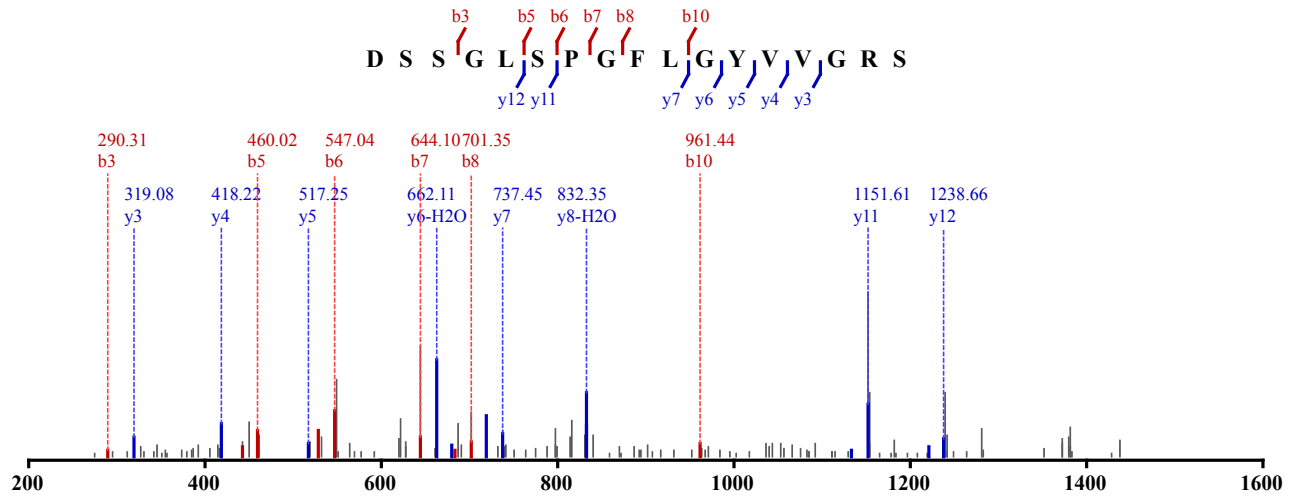


Not Modified

Identified in MSS483 with qvalue 0.01

Charge: 2, Exp. m/z: 850.430, Calc. m/z: 849.427

Data File: HeLa_AspN_pH3_CID_3xload_2, Scans: 38084 - 38084

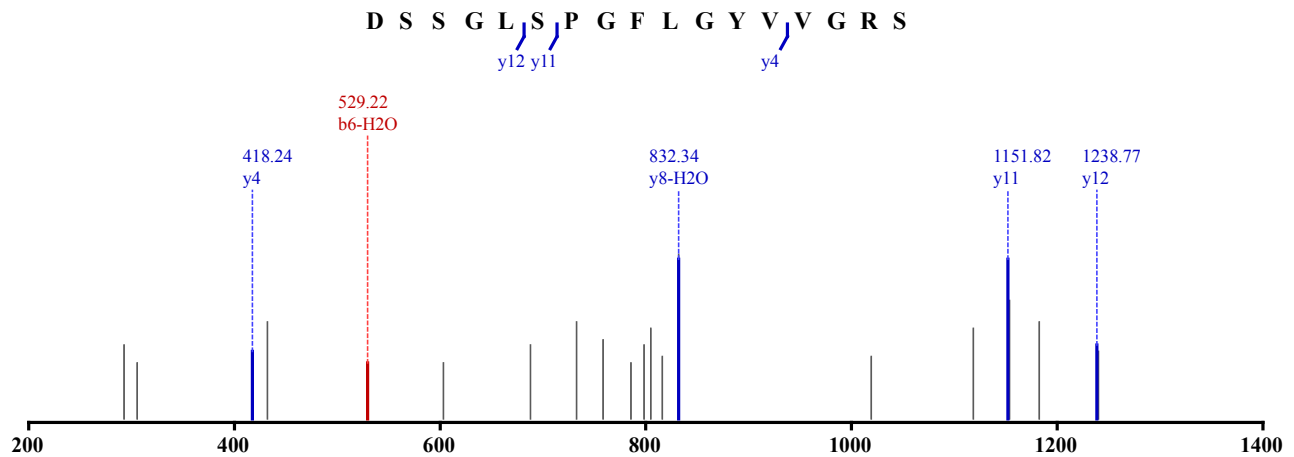


Not Modified

Identified in MSS483 with qvalue 0.01

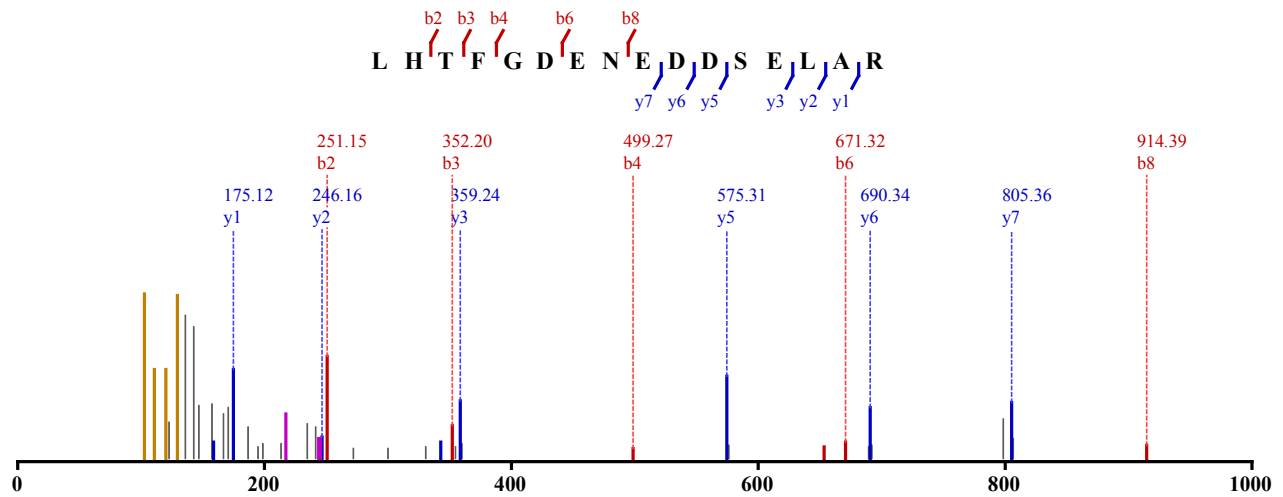
Charge: 2, Exp. m/z: 849.932, Calc. m/z: 849.427

Data File: HeLa_AspN_pH5_CID_3xload_2, Scans: 29675 - 29675

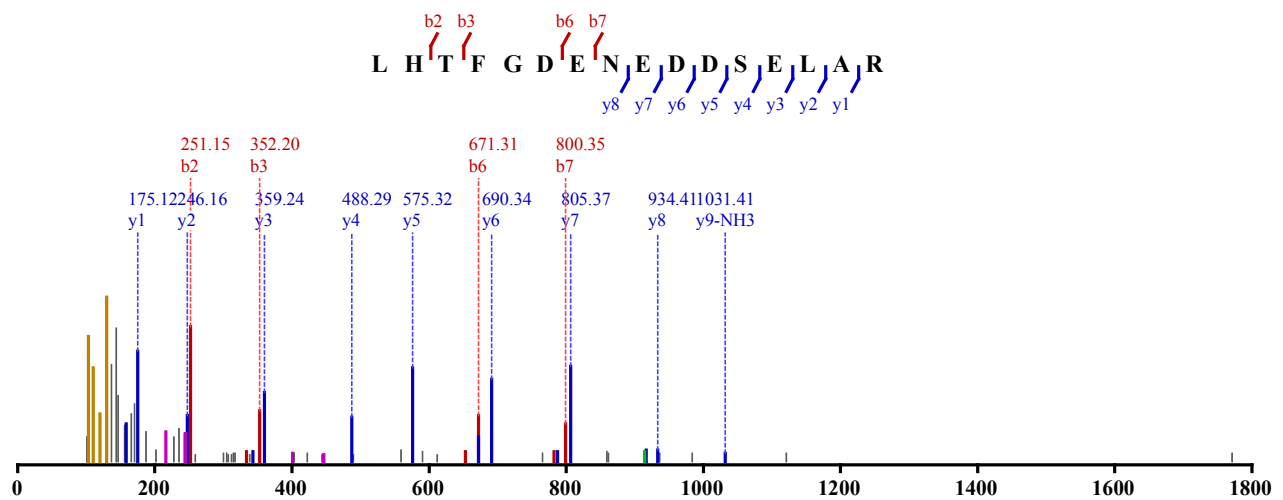


Not Modified

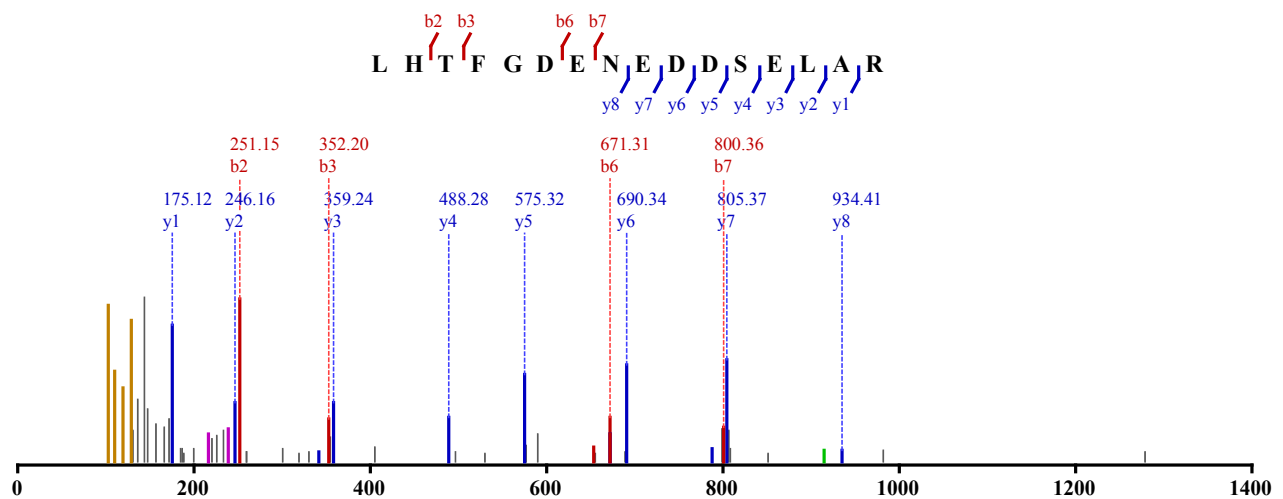
Identified in MSS484 with qvalue 0.00
 Charge: 3, Exp. m/z: 616.606, Calc. m/z: 616.607
 Data File: HeLa_Try_pH3_HCD_3, Scans: 23527 - 23527



Not Modified
 Identified in MSS484 with qvalue 0.00
 Charge: 3, Exp. m/z: 616.607, Calc. m/z: 616.607
 Data File: HeLa_Try_pH3_HCD_1, Scans: 23605 - 23605



Not Modified
 Identified in MSS484 with qvalue 0.00
 Charge: 3, Exp. m/z: 616.607, Calc. m/z: 616.607
 Data File: HeLa_Try_pH3_HCD_2, Scans: 23748 - 23748

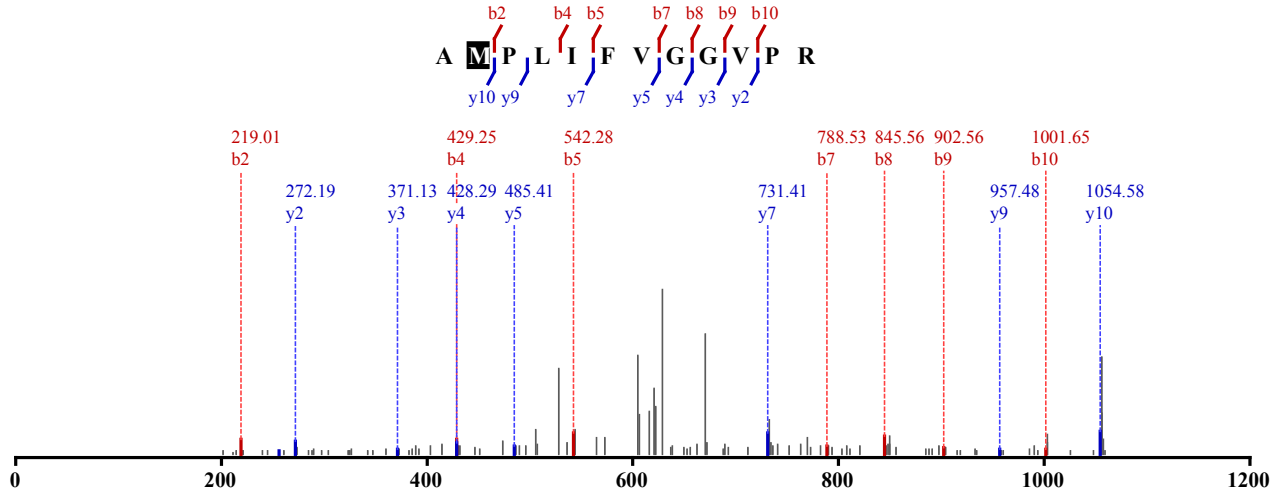


1 x Oxidation (M)

Identified in MSS480 with qvalue 0.00

Charge: 2, Exp. m/z: 636.860, Calc. m/z: 636.862

Data File: HeLa_try_pH11_CID_3xload_2, Scans: 52871 - 52871

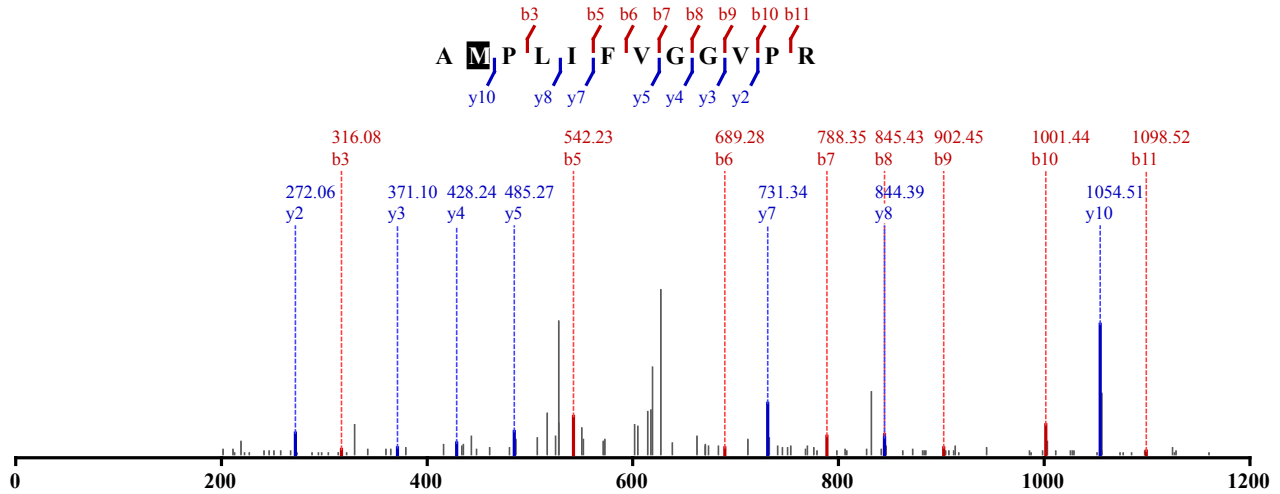


1 x Oxidation (M)

Identified in MSS480 with qvalue 0.00

Charge: 2, Exp. m/z: 636.860, Calc. m/z: 636.857

Data File: HeLa_try_pH11_CID_3xload_3, Scans: 58690 - 58690

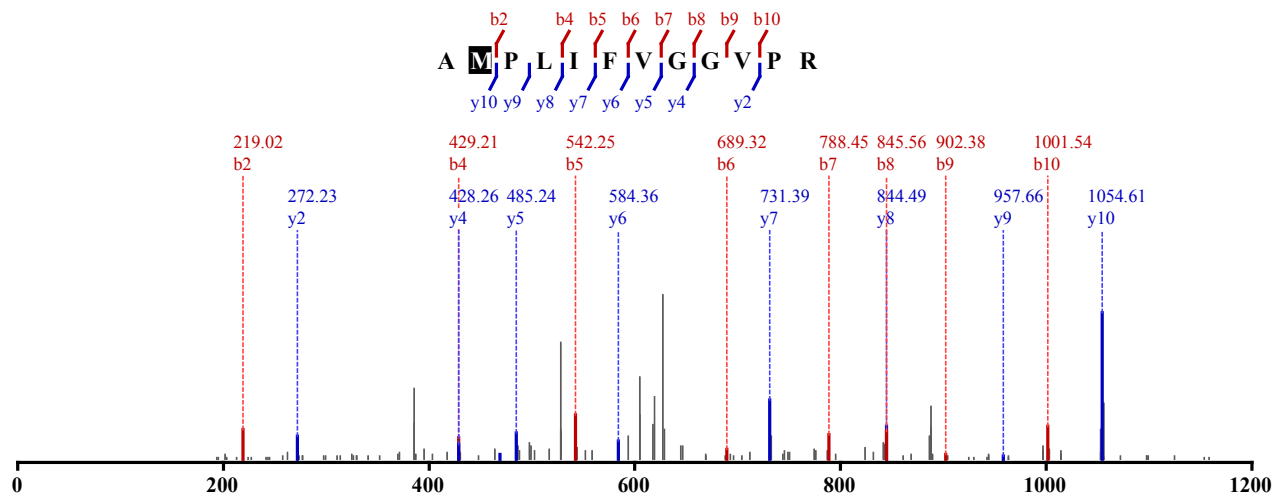


1 x Oxidation (M)

Identified in MSS480 with qvalue 0.00

Charge: 2, Exp. m/z: 636.860, Calc. m/z: 636.857

Data File: HeLa_try_pH11_CID_3xload_3, Scans: 58854 - 58854

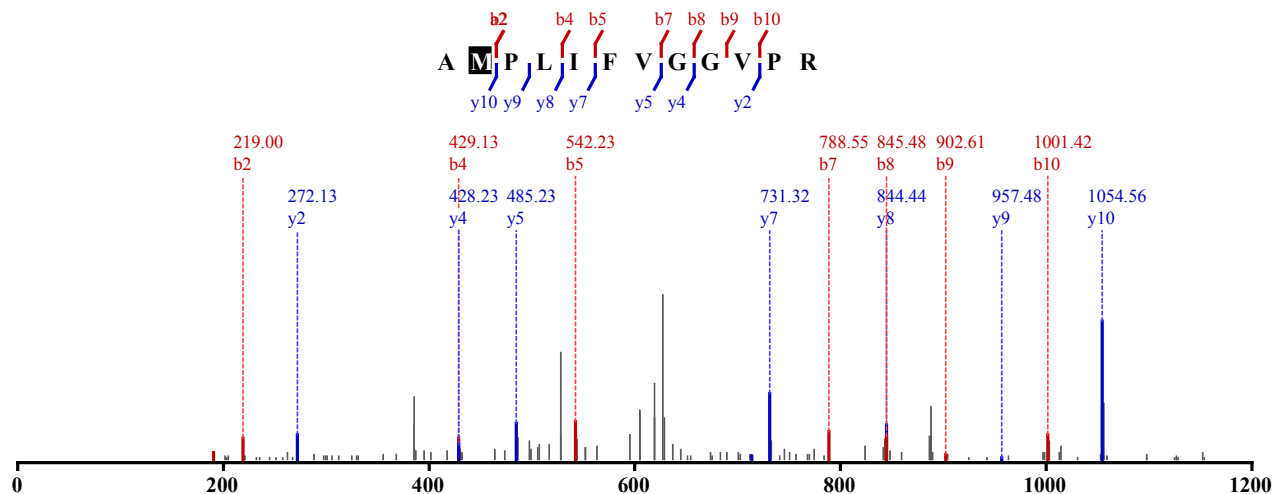


1 x Oxidation (M)

Identified in MSS480 with qvalue 0.00

Charge: 2, Exp. m/z: 636.860, Calc. m/z: 636.857

Data File: HeLa_try_pH11_CID_3xload_3, Scans: 58865 - 58865

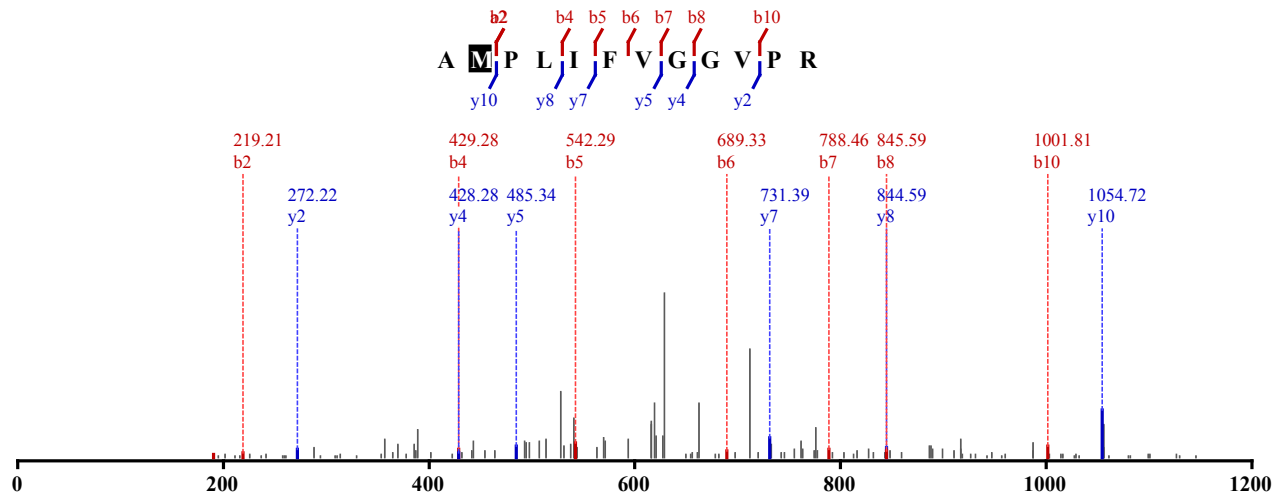


1 x Oxidation (M)

Identified in MSS480 with qvalue 0.00

Charge: 2, Exp. m/z: 636.860, Calc. m/z: 636.857

Data File: HeLa_try_pH11_CID_3xload, Scans: 48834 - 48834

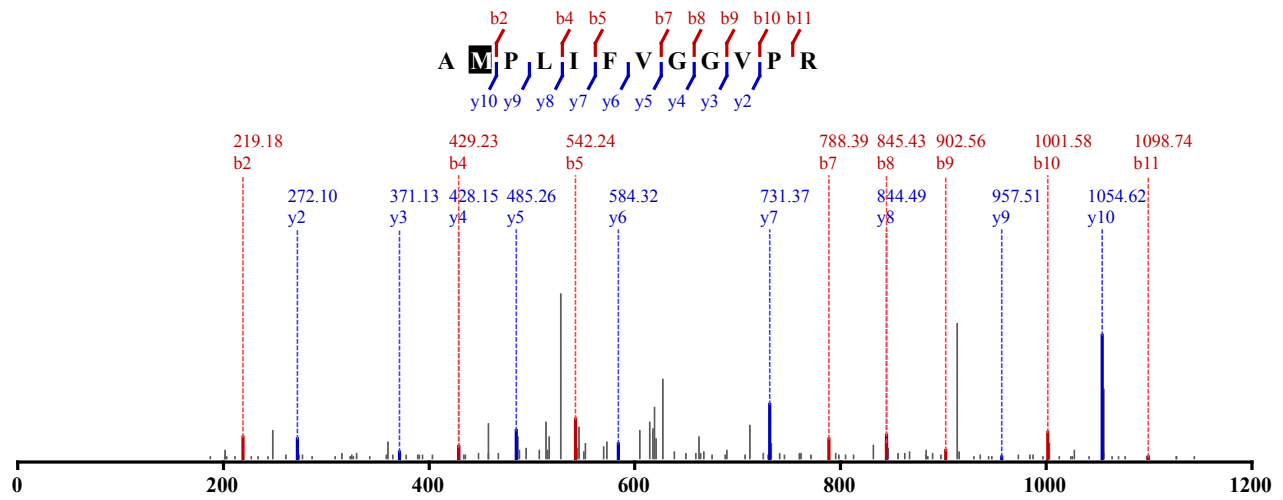


1 x Oxidation (M)

Identified in MSS480 with qvalue 0.00

Charge: 2, Exp. m/z: 636.860, Calc. m/z: 636.857

Data File: HeLa_try_pH8_CID_3xload_3, Scans: 53880 - 53880

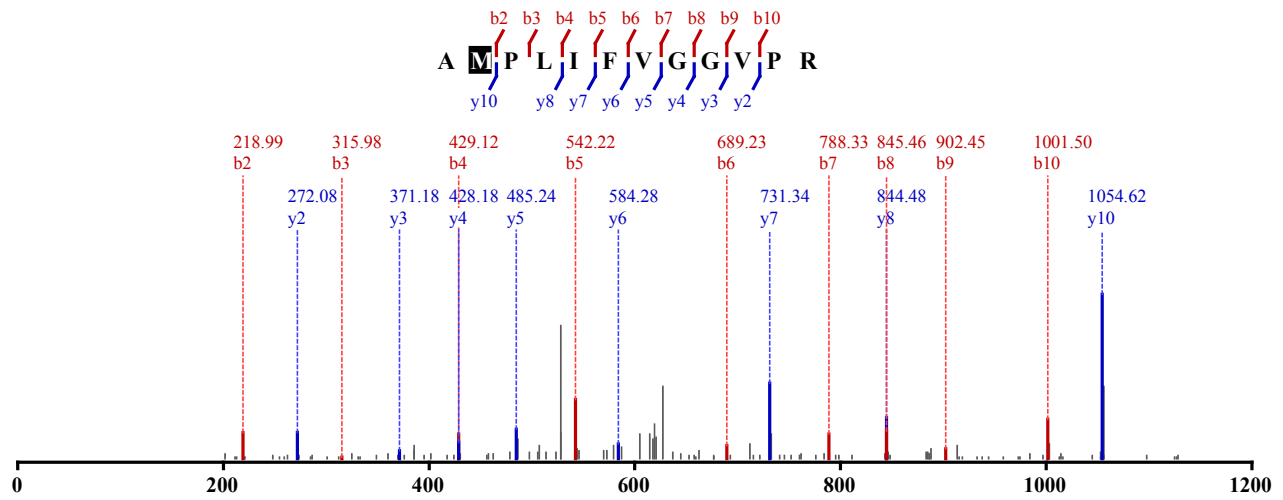


1 x Oxidation (M)

Identified in MSS480 with qvalue 0.00

Charge: 2, Exp. m/z: 636.861, Calc. m/z: 636.862

Data File: HeLa_try_pH8_CID_3xload_3, Scans: 54026 - 54026

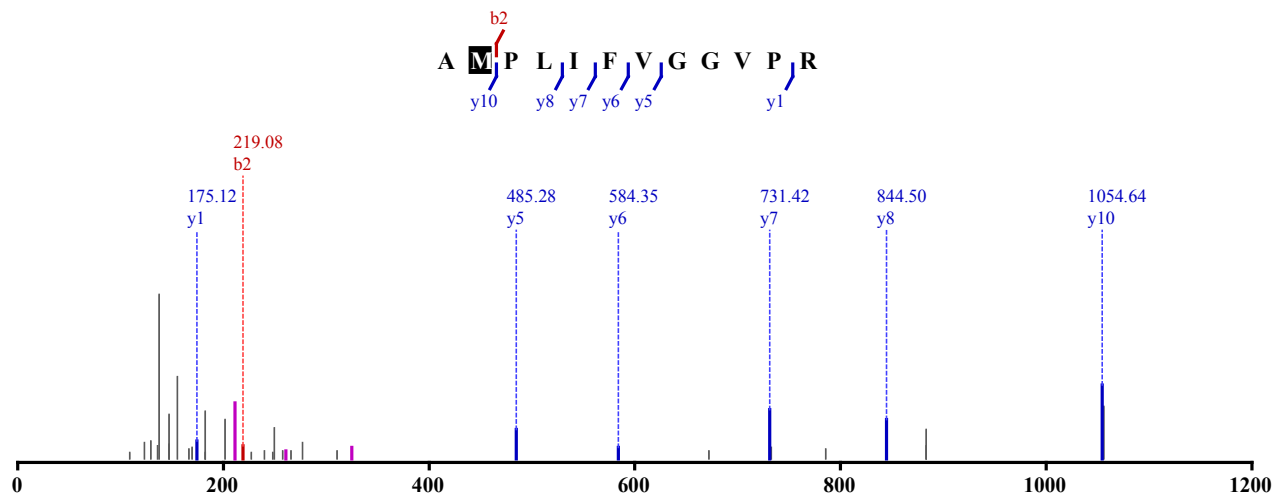


1 x Oxidation (M)

Identified in MSS484 with qvalue 0.00

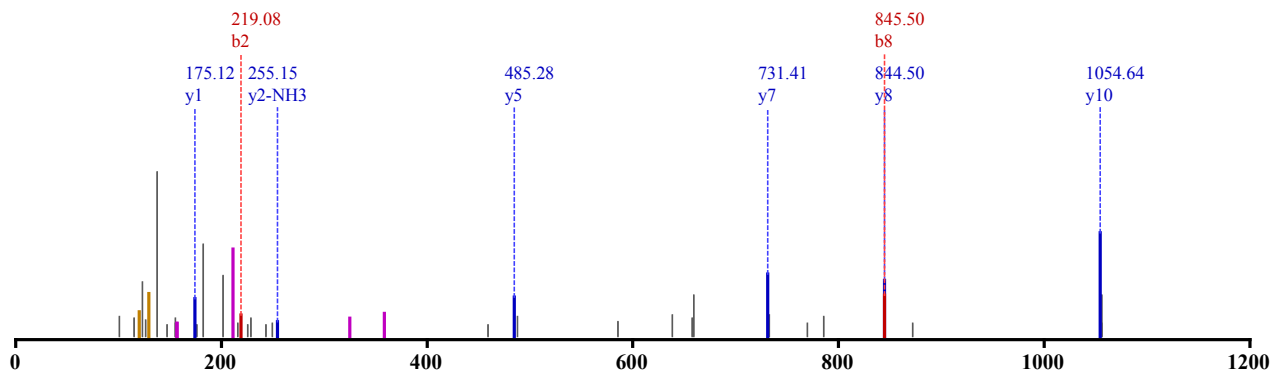
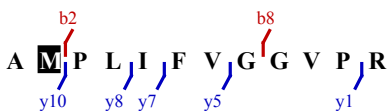
Charge: 2, Exp. m/z: 636.861, Calc. m/z: 636.862

Data File: HeLa_Try_pH11_HCD_3, Scans: 49987 - 49987

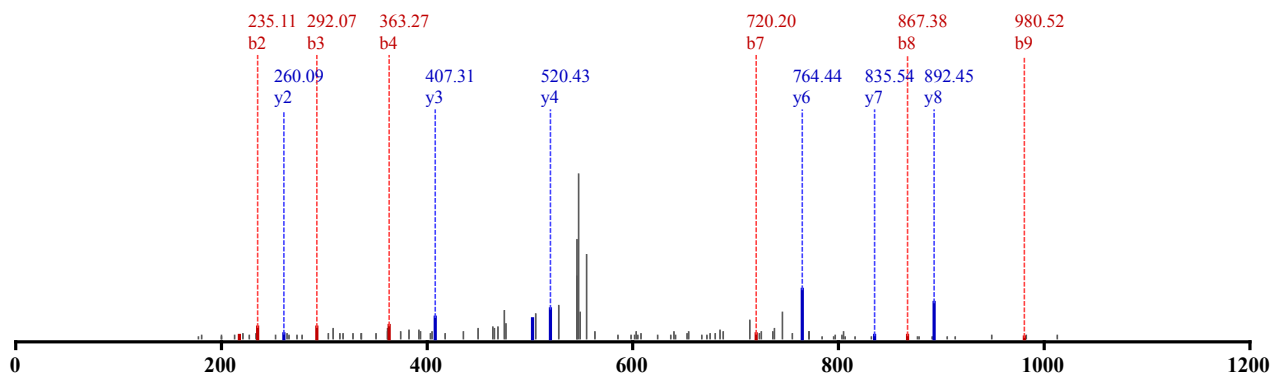
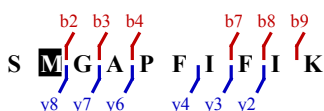


1 x Oxidation (M)

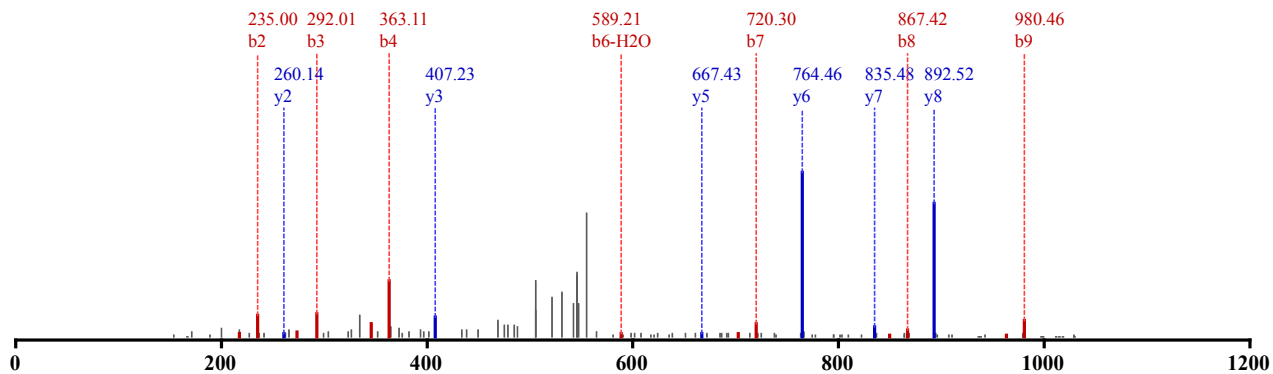
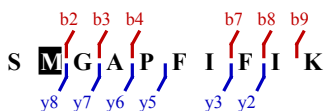
Identified in MSS484 with qvalue 0.00
 Charge: 2, Exp. m/z: 636.859, Calc. m/z: 636.862
 Data File: HeLa_Try_pH11_HCD_3, Scans: 50130 - 50130

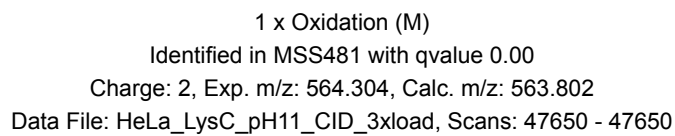
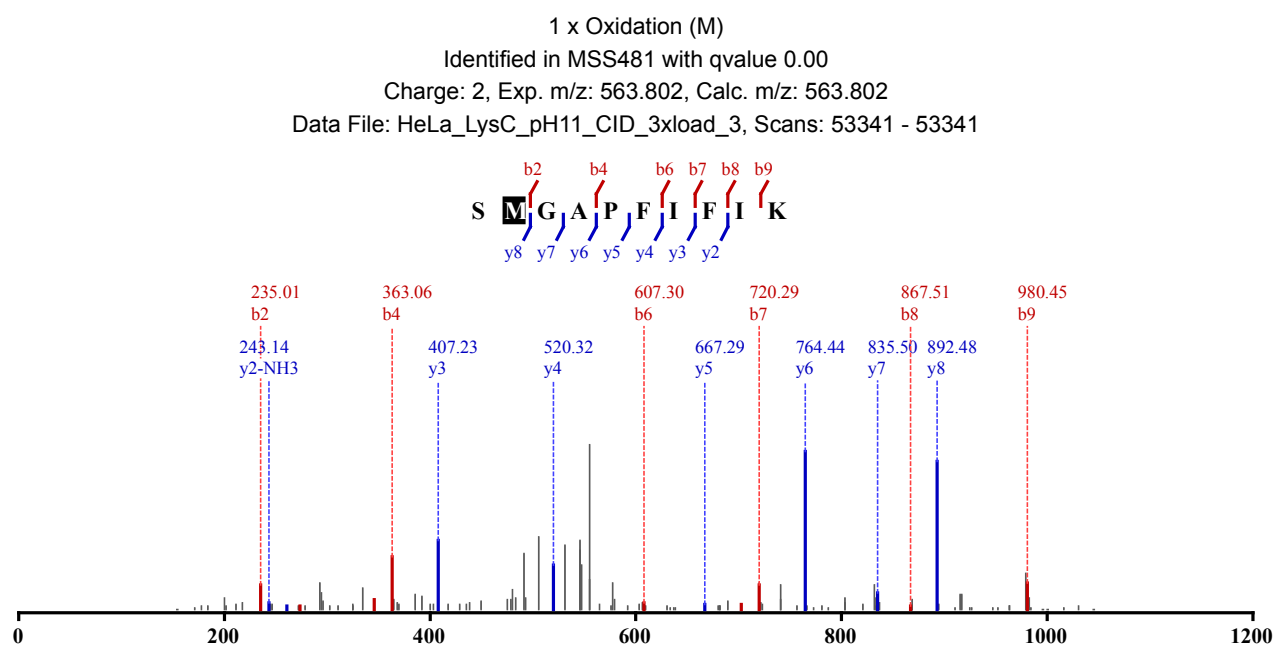
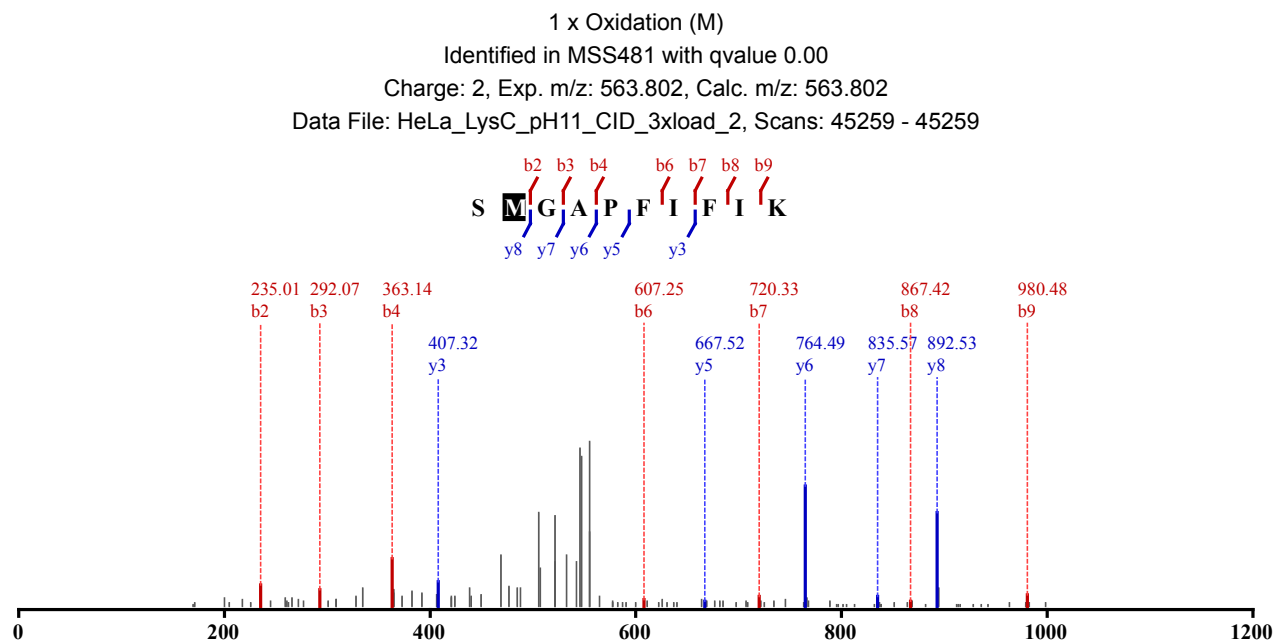


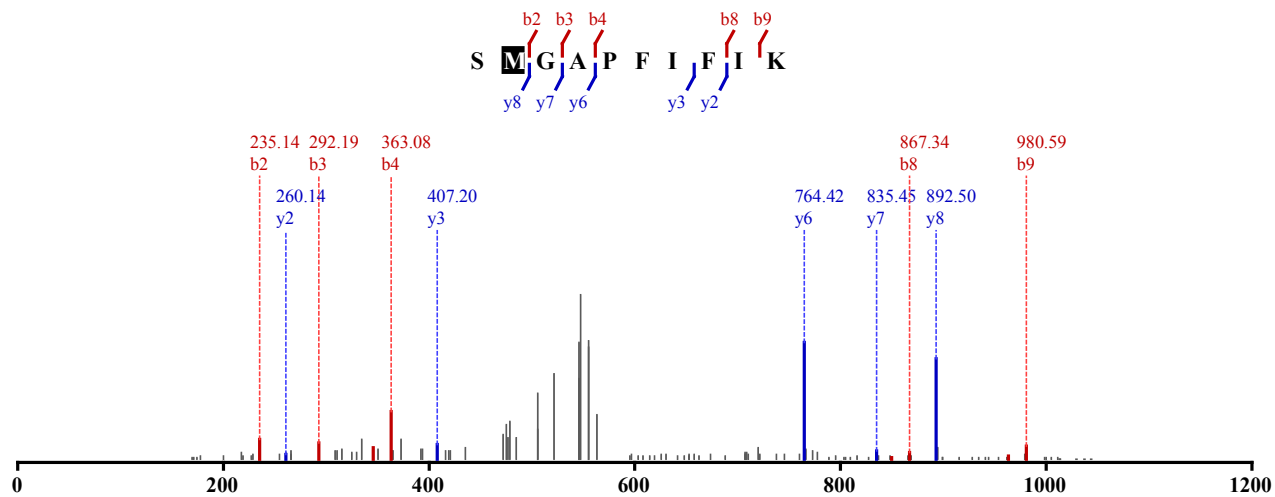
1 x Oxidation (M)
 Identified in MSS481 with qvalue 0.00
 Charge: 2, Exp. m/z: 563.802, Calc. m/z: 563.802
 Data File: HeLa_LysC_pH5_CID_3xload_3, Scans: 35510 - 35510



1 x Oxidation (M)
 Identified in MSS481 with qvalue 0.00
 Charge: 2, Exp. m/z: 563.802, Calc. m/z: 563.802
 Data File: HeLa_LysC_pH11_CID_3xload_2, Scans: 45199 - 45199





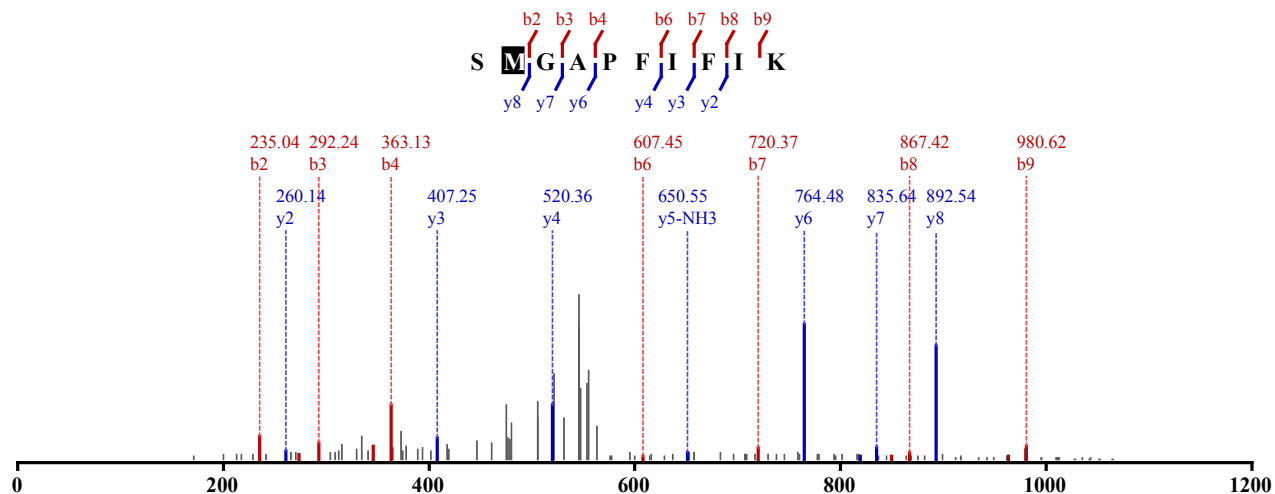


1 x Oxidation (M)

Identified in MSS481 with qvalue 0.00

Charge: 2, Exp. m/z: 563.802, Calc. m/z: 563.802

Data File: HeLa_LysC_pH11_CID_3xload, Scans: 47660 - 47660

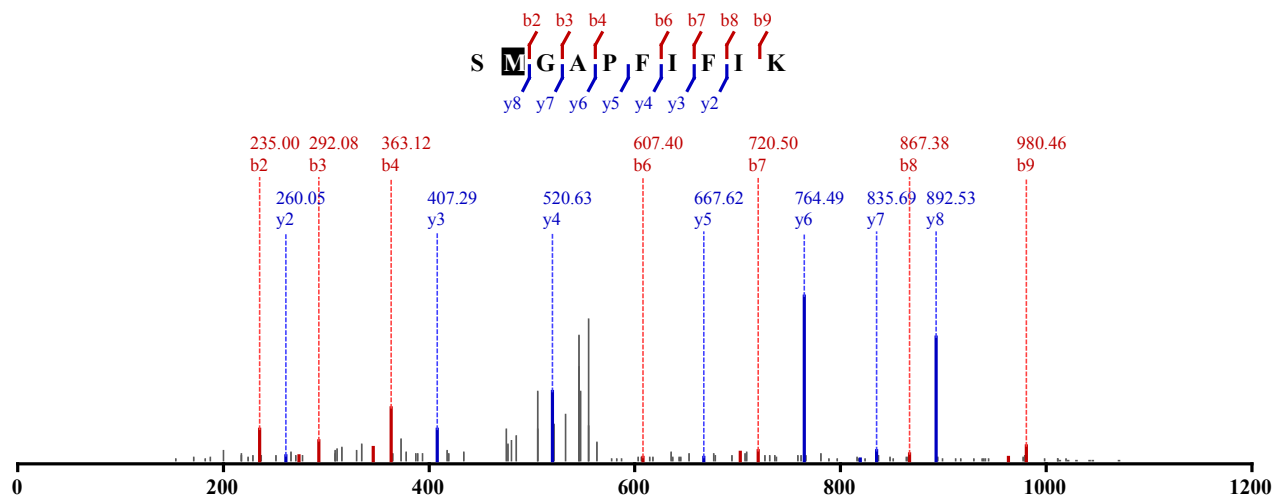


1 x Oxidation (M)

Identified in MSS481 with qvalue 0.00

Charge: 2, Exp. m/z: 563.802, Calc. m/z: 563.802

Data File: HeLa_LysC_pH11_CID_3xload, Scans: 47730 - 47730

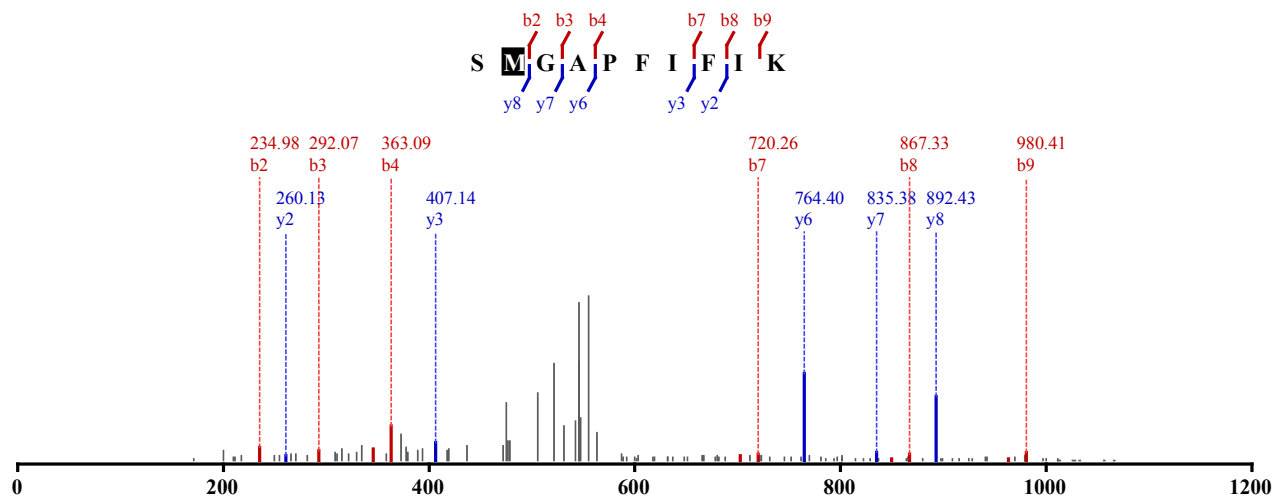


1 x Oxidation (M)

Identified in MSS481 with qvalue 0.00

Charge: 2, Exp. m/z: 563.802, Calc. m/z: 563.802

Data File: HeLa_LysC_pH11_CID_3xload, Scans: 47807 - 47807

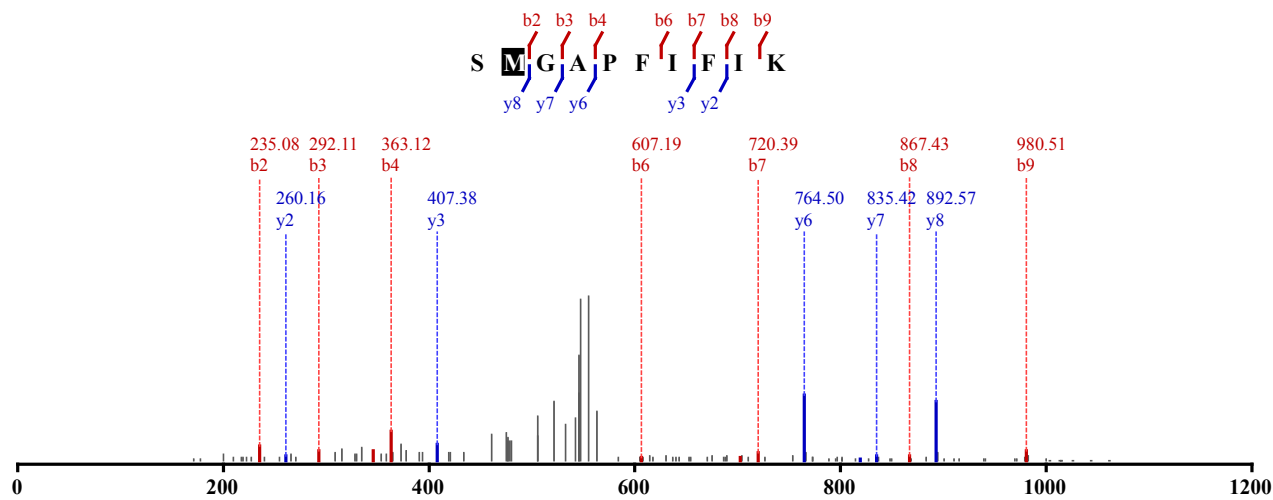


1 x Oxidation (M)

Identified in MSS481 with qvalue 0.00

Charge: 2, Exp. m/z: 564.303, Calc. m/z: 563.802

Data File: HeLa_LysC_pH11_CID_3xload, Scans: 47813 - 47813

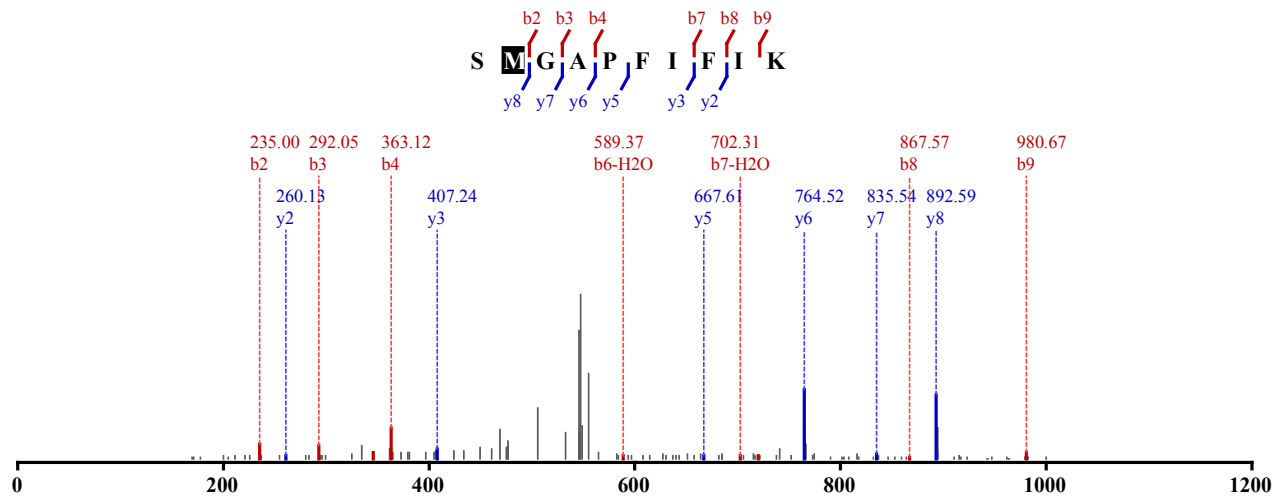


1 x Oxidation (M)

Identified in MSS481 with qvalue 0.00

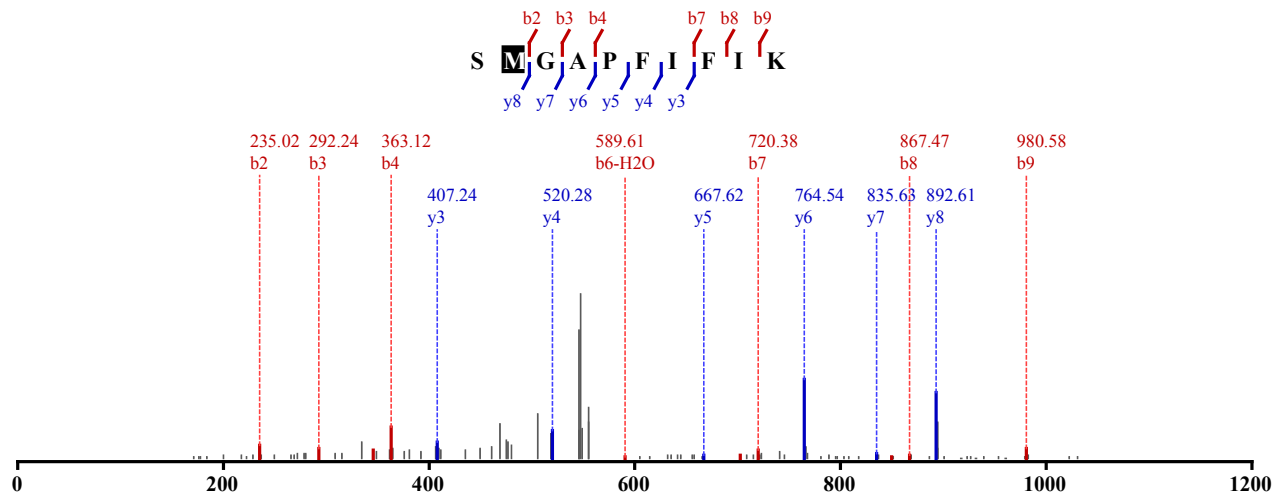
Charge: 2, Exp. m/z: 563.802, Calc. m/z: 563.802

Data File: HeLa_LysC_pH8_CID_3xload_2, Scans: 39991 - 39991

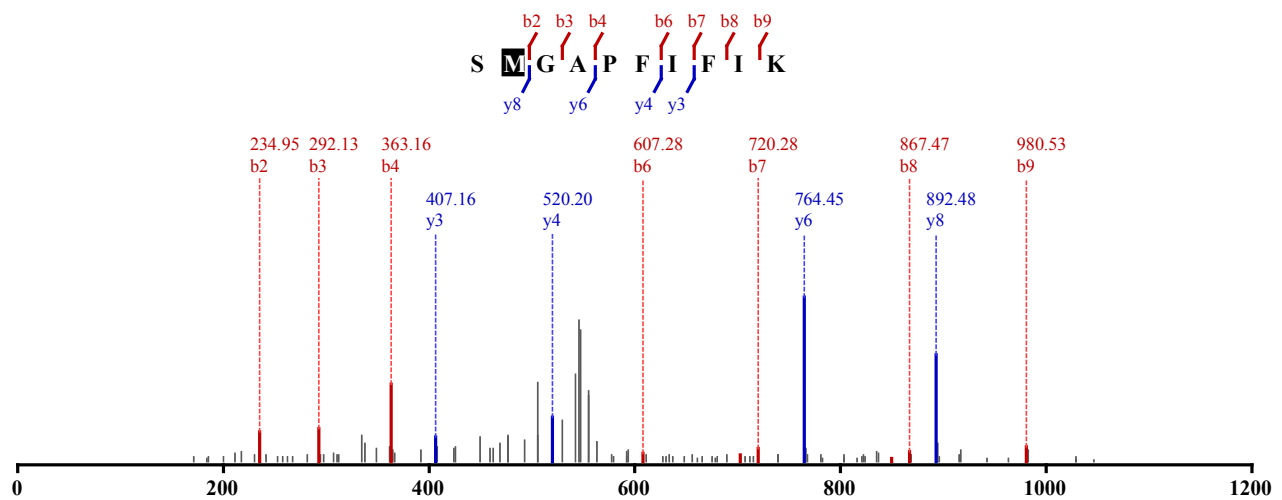


1 x Oxidation (M)

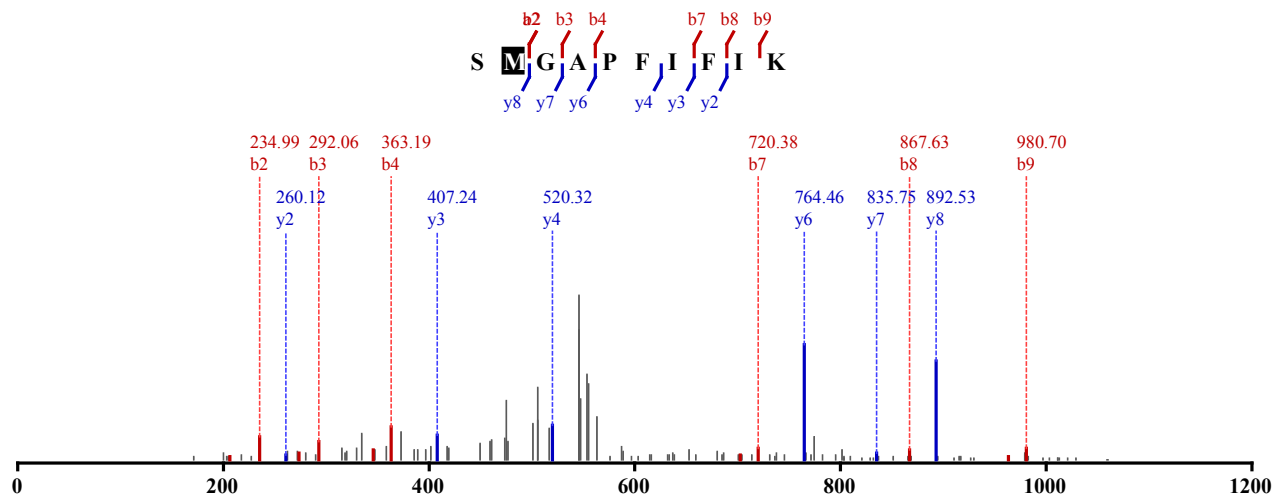
Identified in MSS481 with qvalue 0.00
 Charge: 2, Exp. m/z: 563.803, Calc. m/z: 563.802
 Data File: HeLa_LysC_pH8_CID_3xload_2, Scans: 40127 - 40127

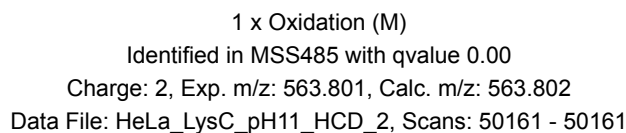
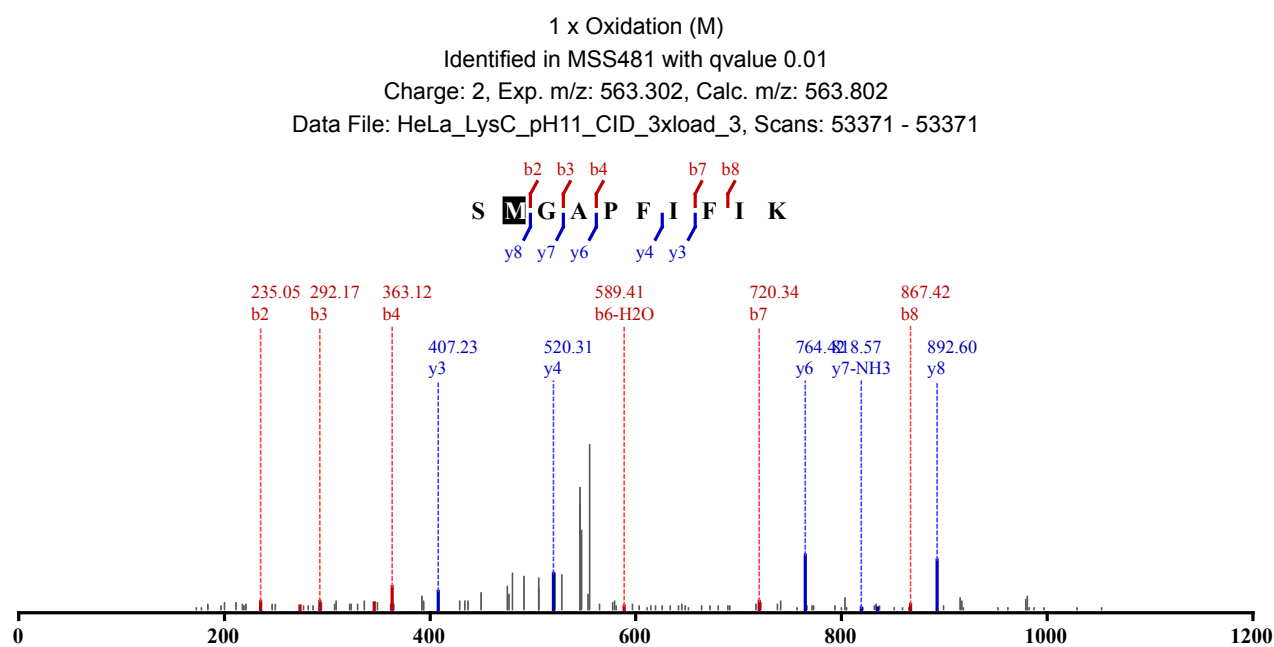
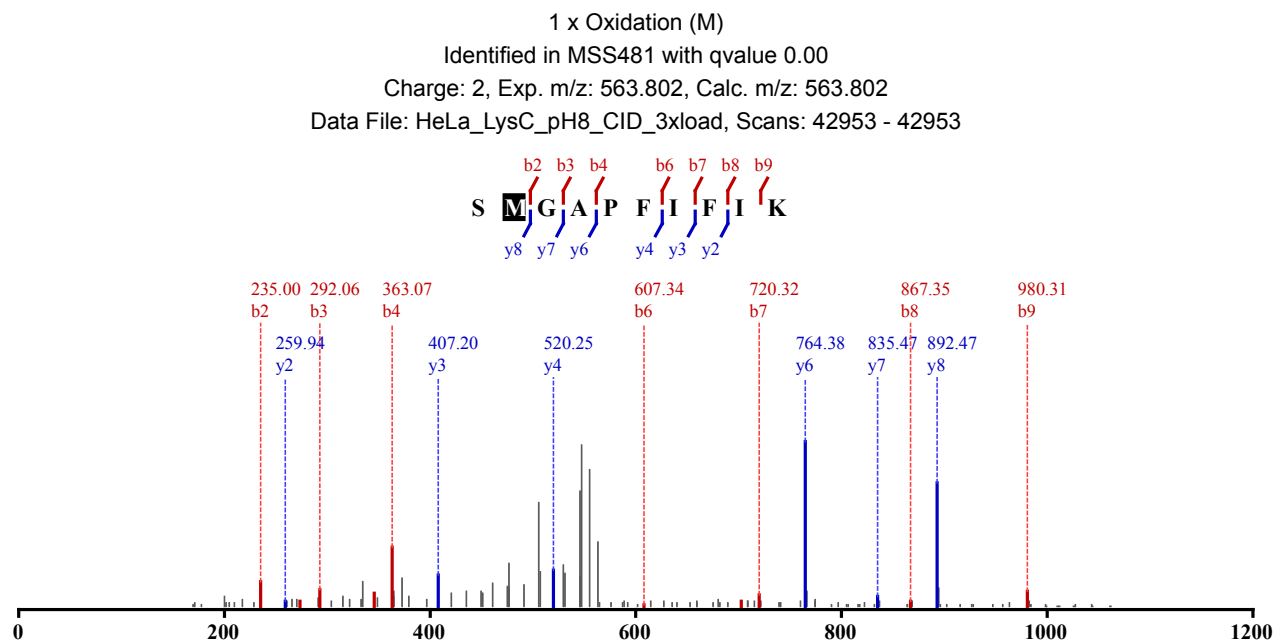


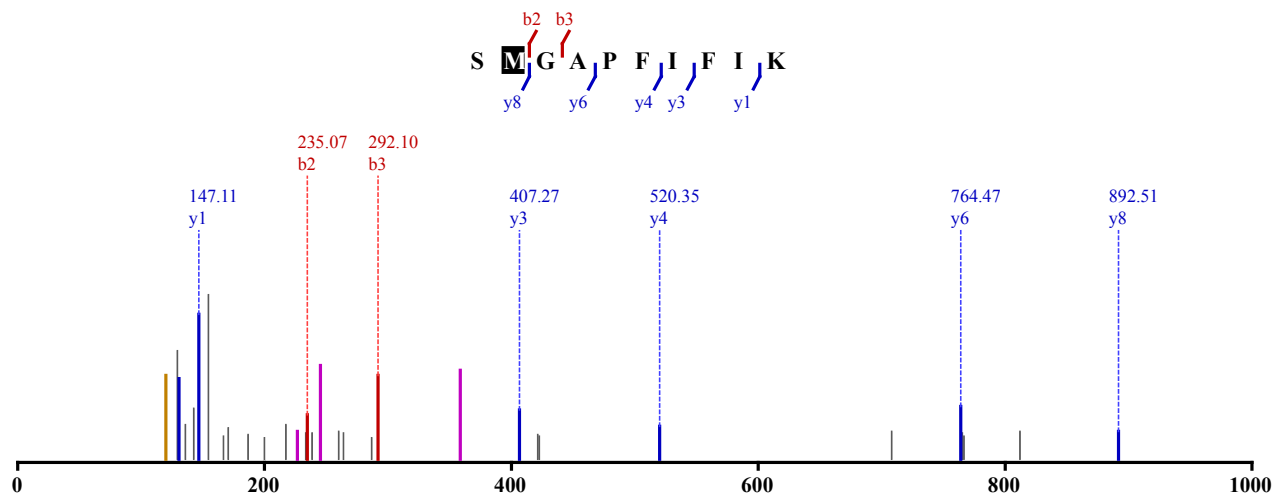
1 x Oxidation (M)
 Identified in MSS481 with qvalue 0.00
 Charge: 2, Exp. m/z: 563.802, Calc. m/z: 563.802
 Data File: HeLa_LysC_pH8_CID_3xload_3, Scans: 44508 - 44508



1 x Oxidation (M)
 Identified in MSS481 with qvalue 0.00
 Charge: 2, Exp. m/z: 563.802, Calc. m/z: 563.802
 Data File: HeLa_LysC_pH8_CID_3xload, Scans: 42885 - 42885





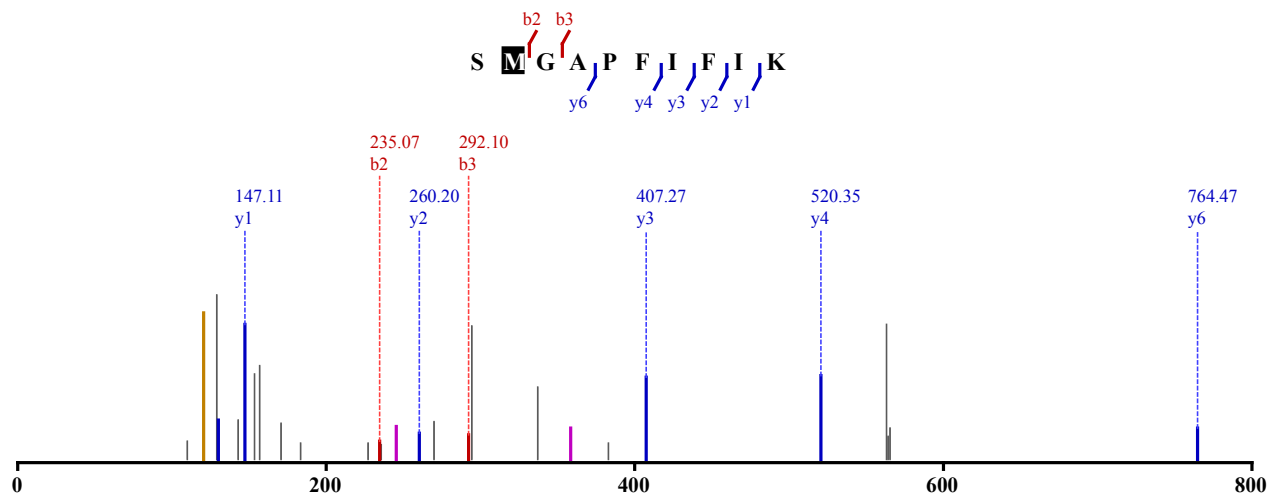


1 x Oxidation (M)

Identified in MSS485 with qvalue 0.00

Charge: 2, Exp. m/z: 563.803, Calc. m/z: 563.802

Data File: HeLa_LysC_pH11_HCD_2, Scans: 50086 - 50086

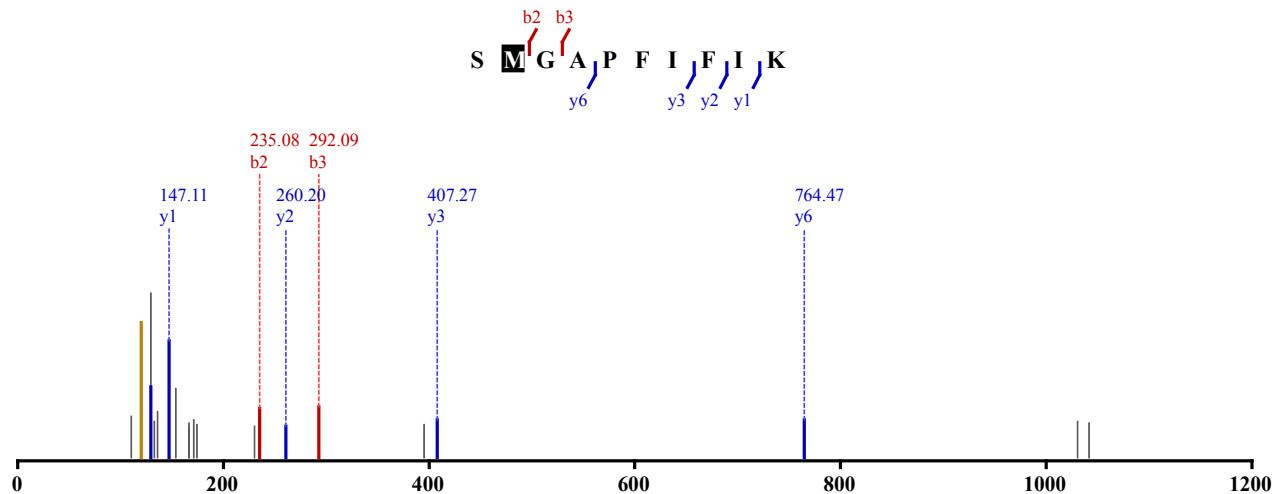


1 x Oxidation (M)

Identified in MSS485 with qvalue 0.01

Charge: 2, Exp. m/z: 563.801, Calc. m/z: 563.802

Data File: HeLa_LysC_pH11_HCD_3, Scans: 49095 - 49095

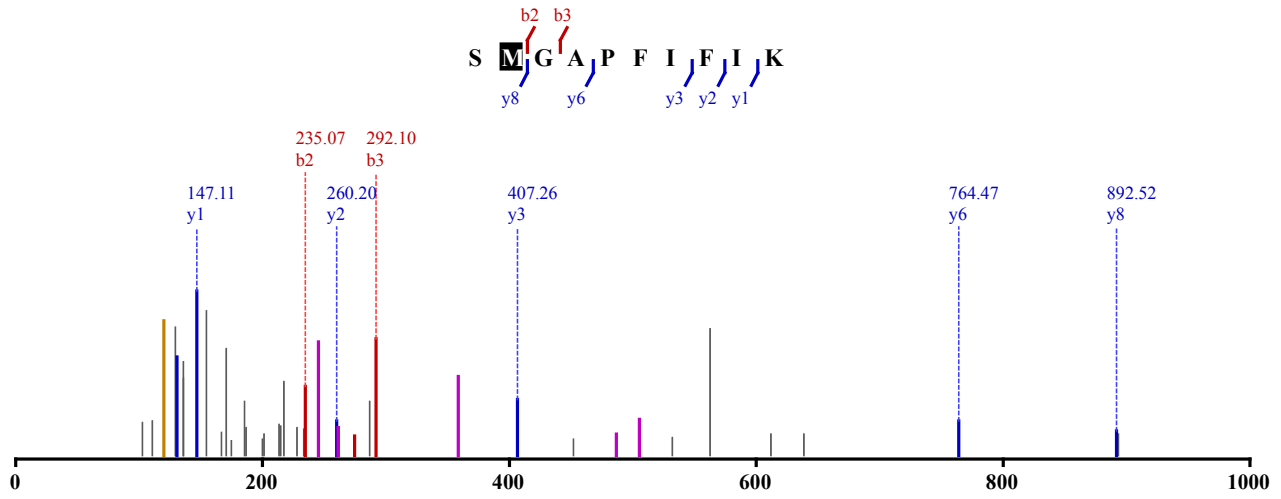


1 x Oxidation (M)

Identified in MSS485 with qvalue 0.00

Charge: 2, Exp. m/z: 563.802, Calc. m/z: 563.802

Data File: HeLa_LysC_pH6_HCD_2, Scans: 45663 - 45663

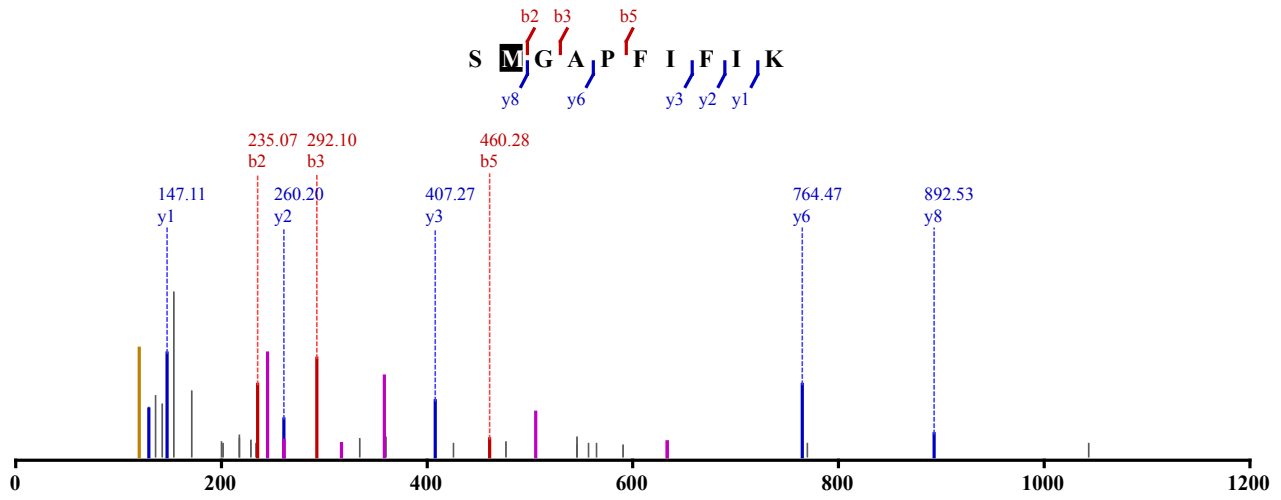


1 x Oxidation (M)

Identified in MSS485 with qvalue 0.00

Charge: 2, Exp. m/z: 563.802, Calc. m/z: 563.802

Data File: HeLa_LysC_pH8_HCD_3, Scans: 46862 - 46862

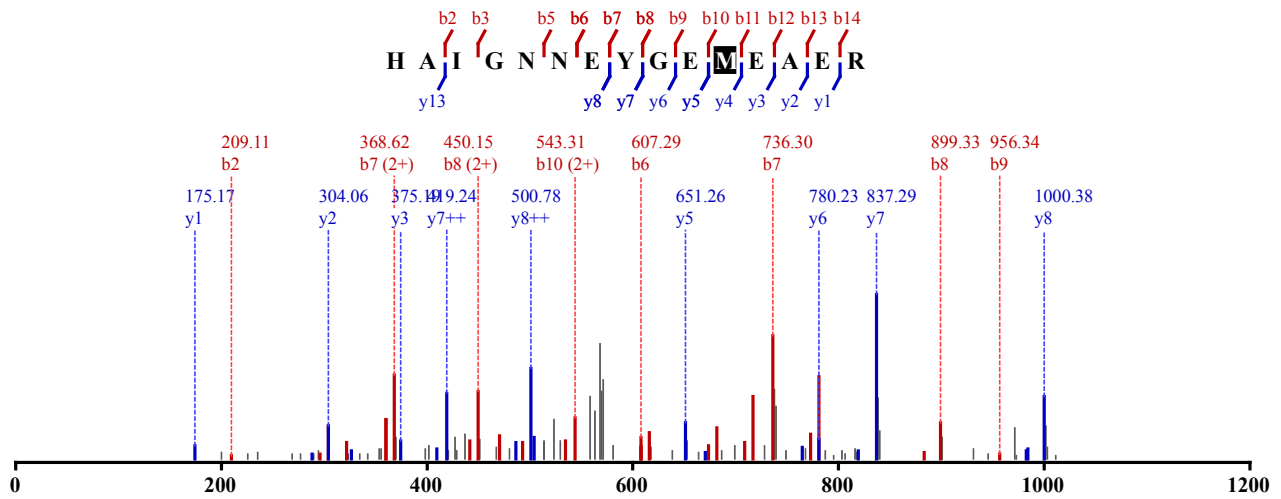


1 x Oxidation (M)

Identified in MSS480 with qvalue 0.00

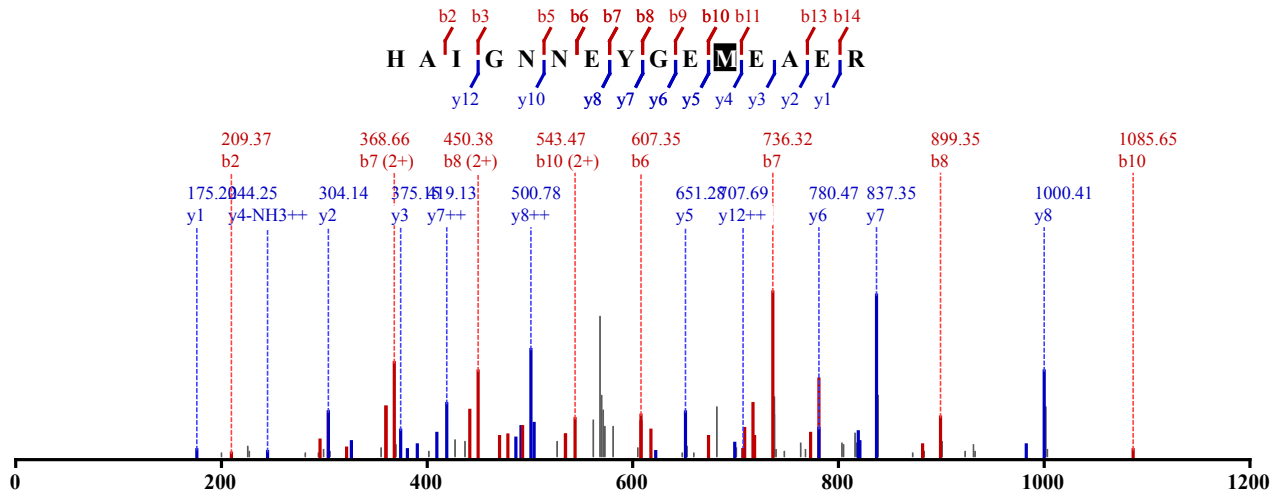
Charge: 3, Exp. m/z: 579.585, Calc. m/z: 579.251

Data File: HeLa_try_pH5_CID_3xload_3, Scans: 9127 - 9127

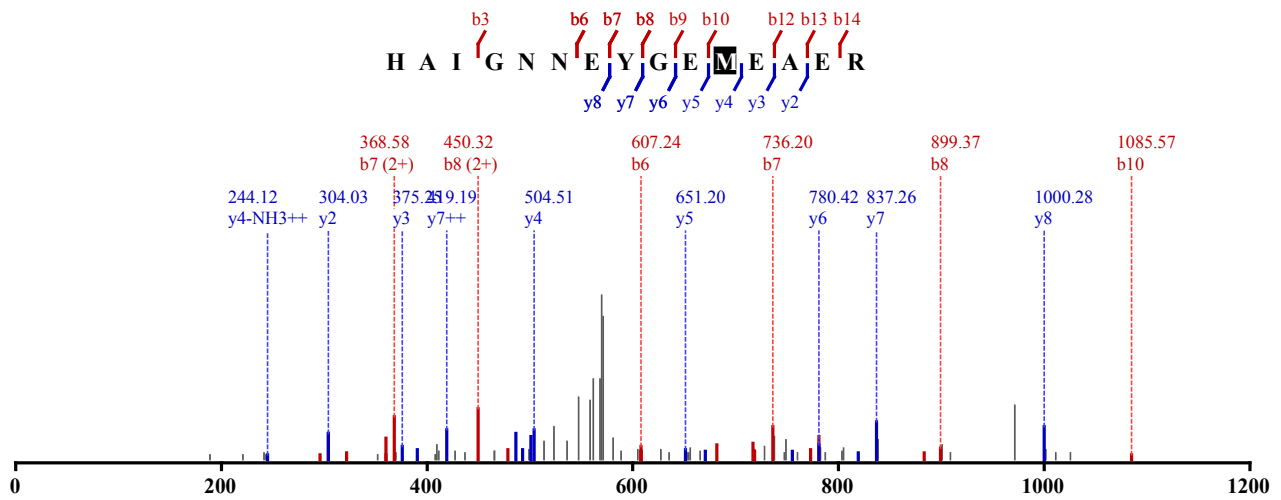


1 x Oxidation (M)

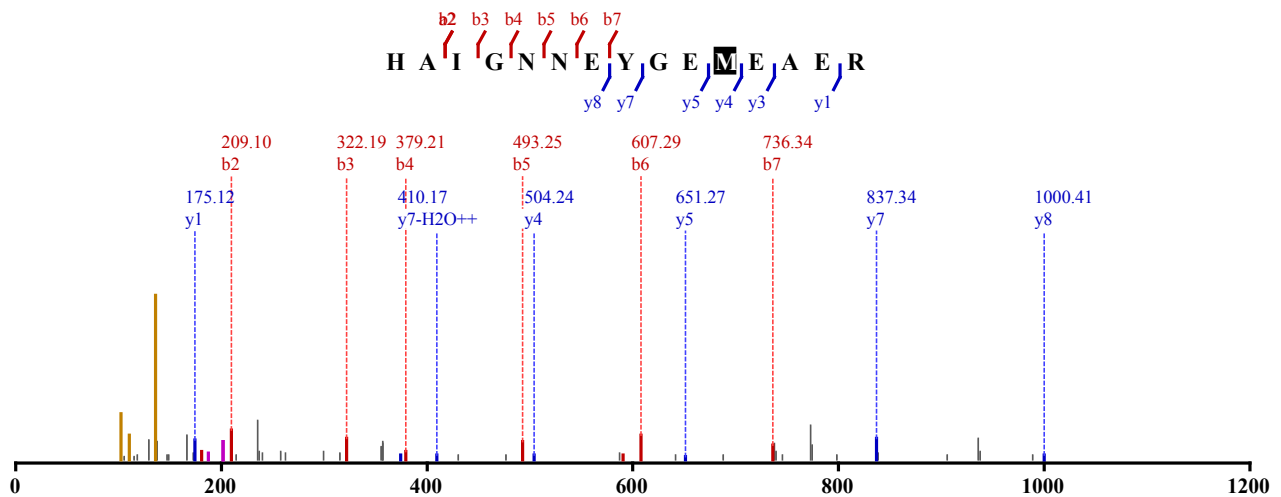
Identified in MSS480 with qvalue 0.00
 Charge: 3, Exp. m/z: 579.251, Calc. m/z: 579.251
 Data File: HeLa_try_pH5_CID_3xload_3, Scans: 9133 - 9133



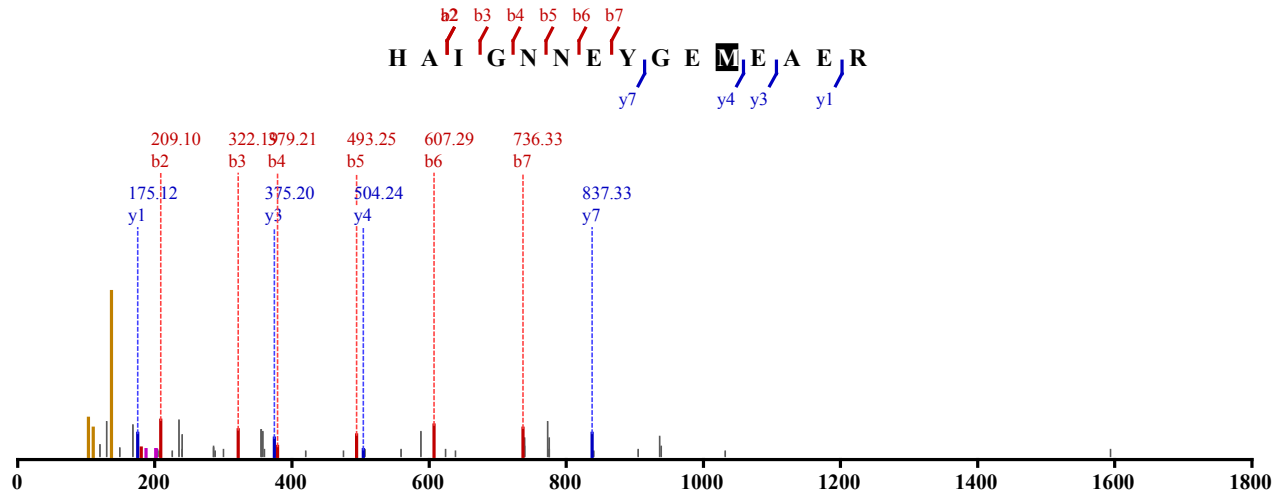
1 x Oxidation (M)
 Identified in MSS480 with qvalue 0.00
 Charge: 3, Exp. m/z: 579.254, Calc. m/z: 579.251
 Data File: HeLa_try_pH5_CID_3xload_3, Scans: 9207 - 9207



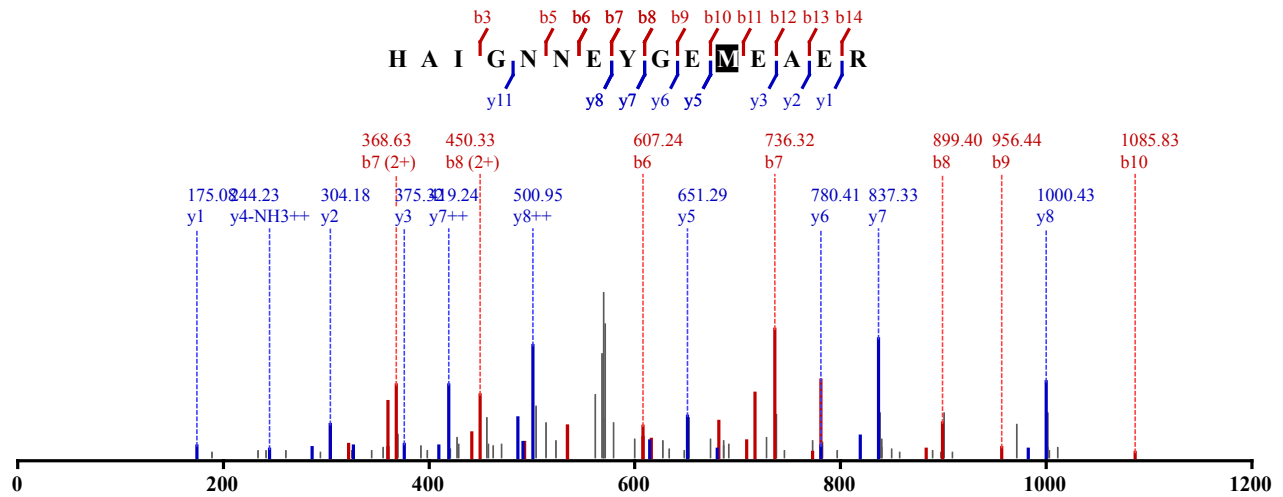
1 x Oxidation (M)
 Identified in MSS484 with qvalue 0.00
 Charge: 3, Exp. m/z: 579.250, Calc. m/z: 579.251
 Data File: HeLa_Try_pH4_HCD_2, Scans: 13445 - 13445



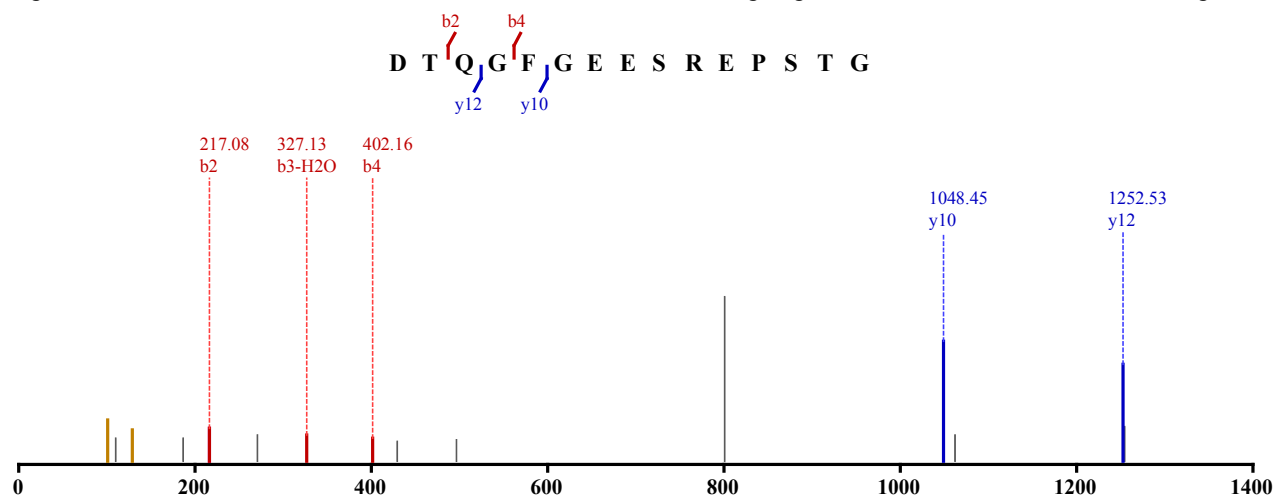
1 x Oxidation (M)
 Identified in MSS484 with qvalue 0.00
 Charge: 3, Exp. m/z: 579.251, Calc. m/z: 579.251
 Data File: HeLa_Try_pH5_HCD_2, Scans: 13648 - 13648



1 x Oxidation (M)
 Identified in MSS488 with qvalue 0.00
 Charge: 3, Exp. m/z: 579.250, Calc. m/z: 579.251
 Data File: HeLa_chy-try_pH4_CID_3xload_2, Scans: 7689 - 7689



Not Modified
 Identified in MSS479 with qvalue 0.00
 Charge: 2, Exp. m/z: 798.842, Calc. m/z: 798.842
 Data File: HeLa_AspN_pH5_HCD_2, Scans: 14560 - 14560

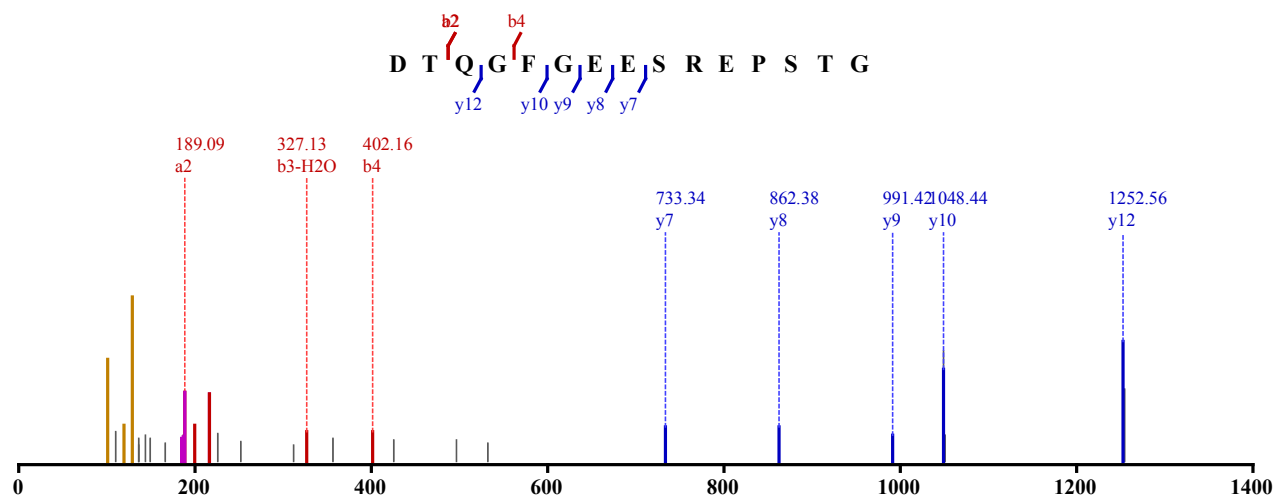


Not Modified

Identified in MSS479 with qvalue 0.00

Charge: 2, Exp. m/z: 798.841, Calc. m/z: 798.842

Data File: HeLa_AspN_pH6_HCD_1, Scans: 16914 - 16914

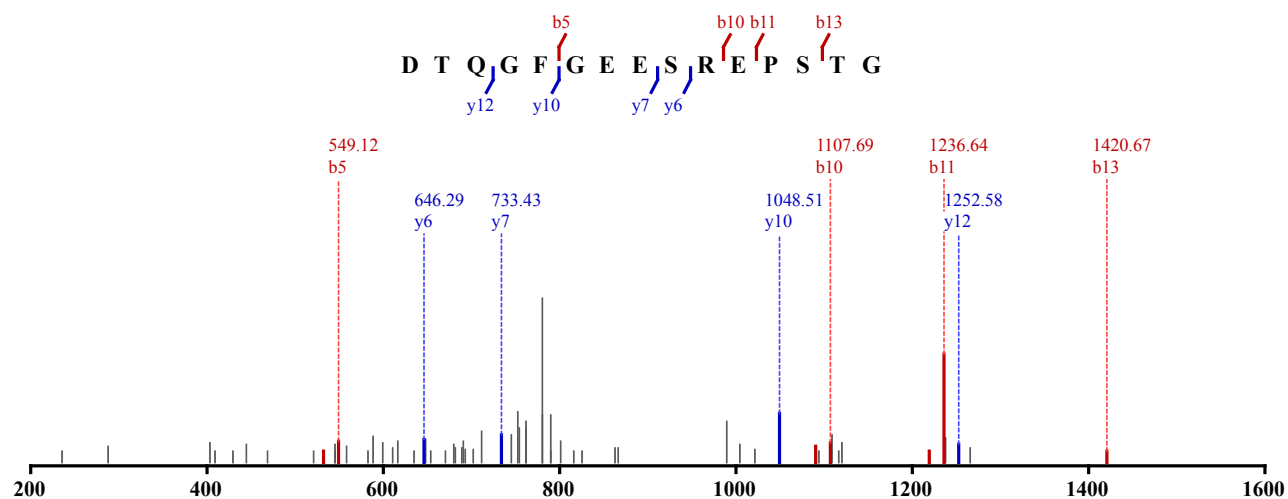


Not Modified

Identified in MSS483 with qvalue 0.00

Charge: 2, Exp. m/z: 798.842, Calc. m/z: 798.842

Data File: HeLa_AspN_pH6_CID_3xload_2, Scans: 10190 - 10190

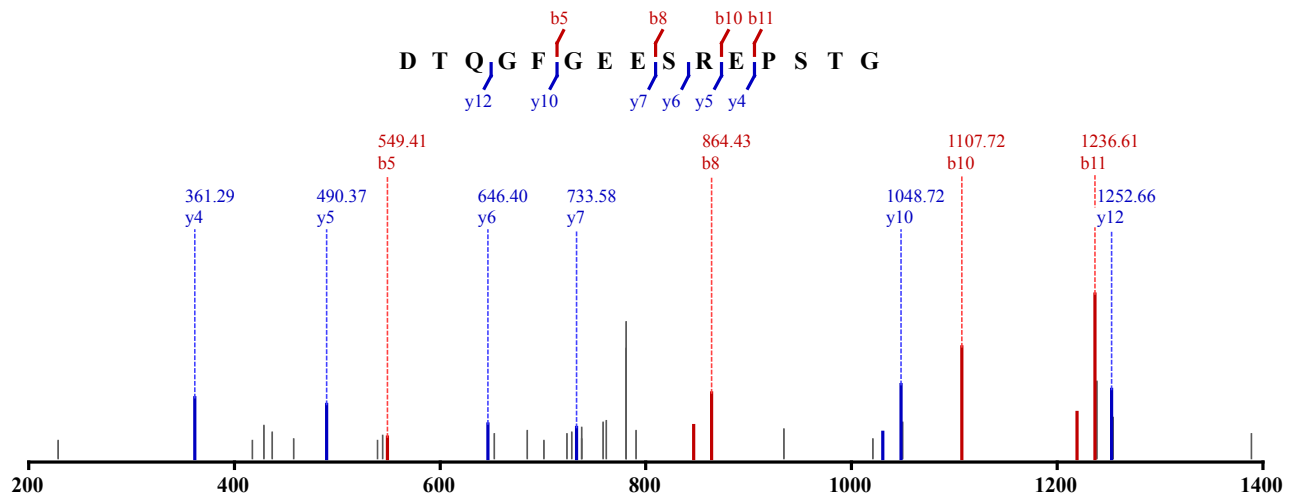


Not Modified

Identified in MSS483 with qvalue 0.00

Charge: 2, Exp. m/z: 798.843, Calc. m/z: 798.842

Data File: HeLa_AspN_pH4_CID_3xload_2, Scans: 8779 - 8779

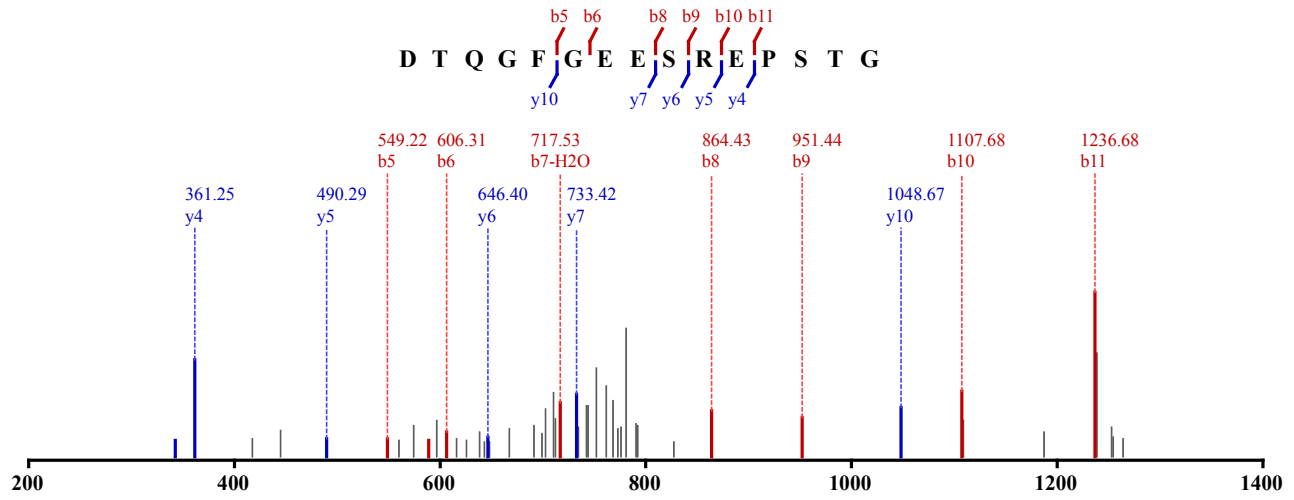


Not Modified

Identified in MSS483 with qvalue 0.00

Charge: 2, Exp. m/z: 798.843, Calc. m/z: 798.842

Data File: HeLa_AspN_pH4_CID_3xload, Scans: 8961 - 8961

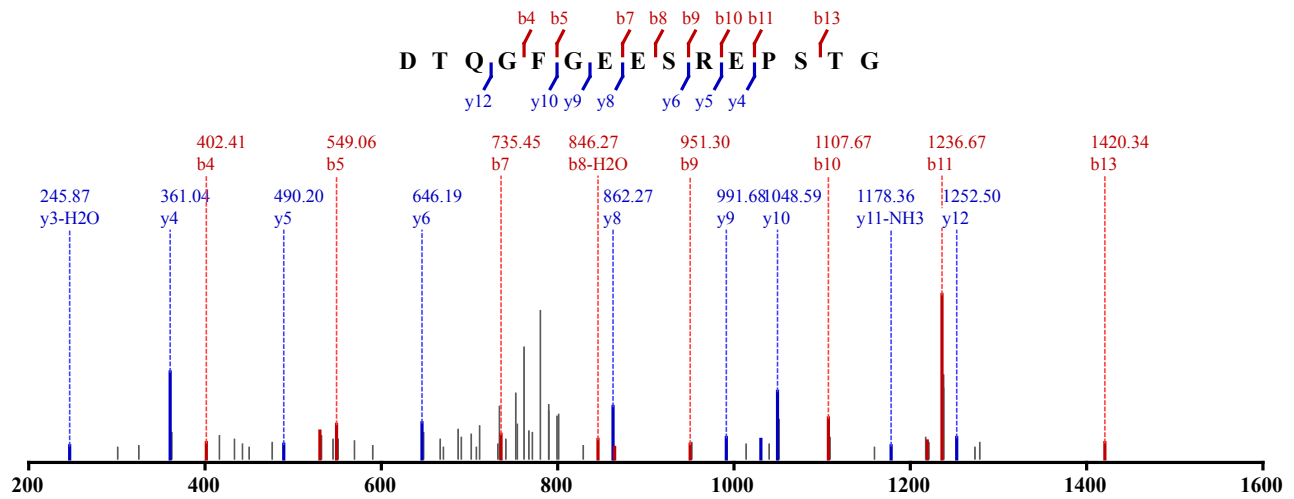


Not Modified

Identified in MSS483 with qvalue 0.00

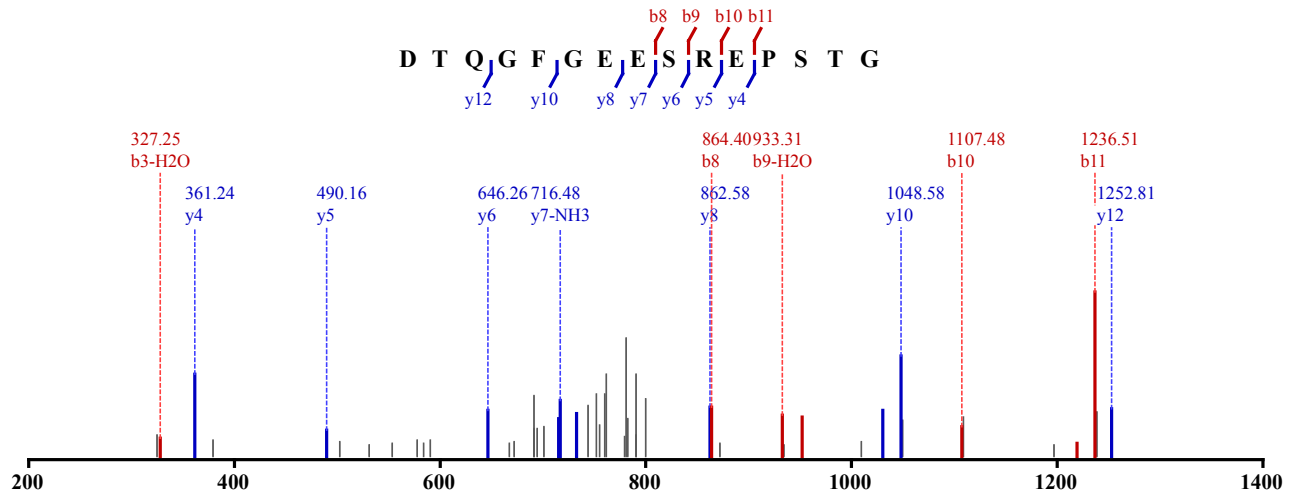
Charge: 2, Exp. m/z: 798.843, Calc. m/z: 798.842

Data File: HeLa_AspN_pH5_CID_3xload_2, Scans: 8711 - 8711

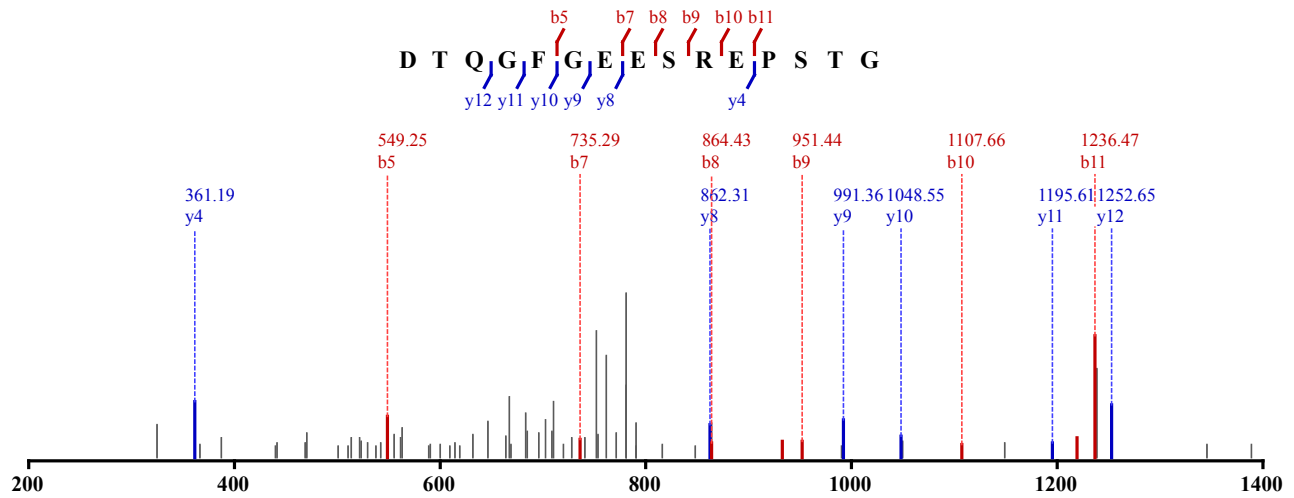


Not Modified

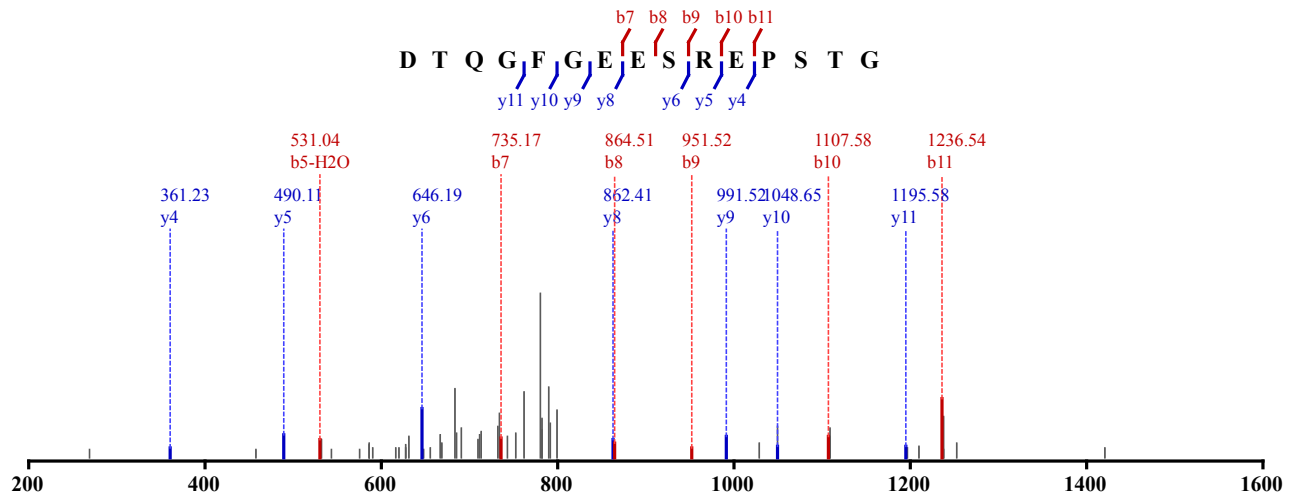
Identified in MSS483 with qvalue 0.00
 Charge: 2, Exp. m/z: 798.842, Calc. m/z: 798.842
 Data File: HeLa_AspN_pH5_CID_3xload, Scans: 8756 - 8756



Not Modified
 Identified in MSS483 with qvalue 0.00
 Charge: 2, Exp. m/z: 798.843, Calc. m/z: 798.842
 Data File: HeLa_AspN_pH6_CID_3xload_2, Scans: 10120 - 10120



Not Modified
 Identified in MSS483 with qvalue 0.00
 Charge: 2, Exp. m/z: 799.344, Calc. m/z: 798.842
 Data File: HeLa_AspN_pH6_CID_3xload, Scans: 10040 - 10040

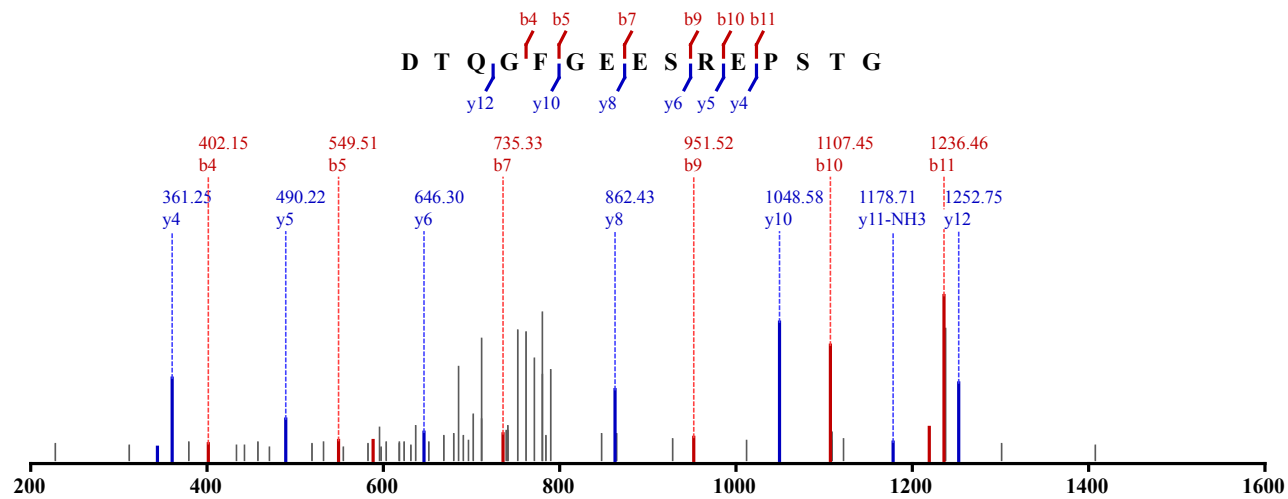


Not Modified

Identified in MSS483 with qvalue 0.00

Charge: 2, Exp. m/z: 798.842, Calc. m/z: 798.842

Data File: HeLa_AspN_pH6_CID_3xload, Scans: 10050 - 10050



Copyright © 2013, 2014 UT Southwestern Medical Center, Dallas TX.


<http://www.catalystframework.org>