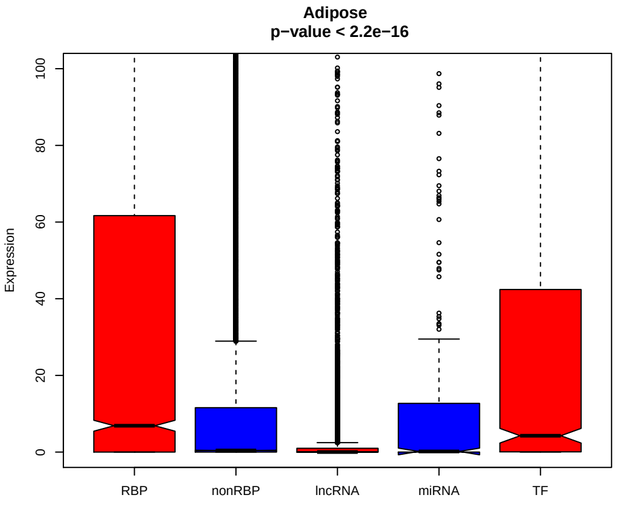
Adipose
p−value < 2.2e−16
Expression
0
20
40
60
80
100
RBP
nonRBP
lncRNA
miRNA
TF

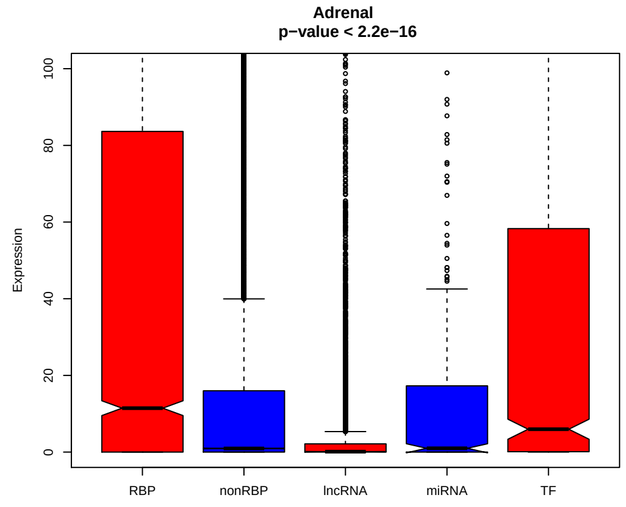
Adrenal
p−value < 2.2e−16
Expression
0
20
40
60
80
100
RBP
nonRBP
lncRNA
miRNA
TF

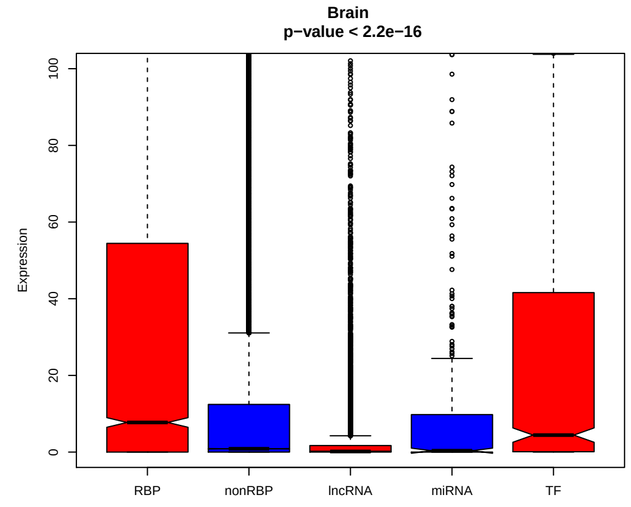
Brain
p−value < 2.2e−16
Expression
0
20
40
60
80
100
RBP
nonRBP
lncRNA
miRNA
TF

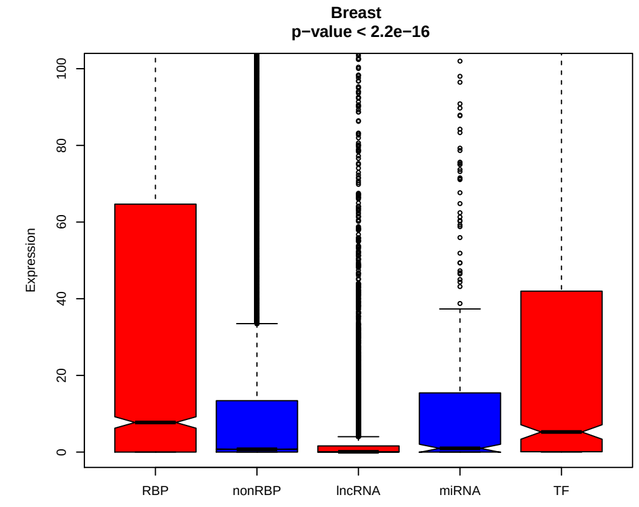
Breast
p−value < 2.2e−16
Expression
0
20
40
60
80
100
RBP
nonRBP
lncRNA
miRNA
TF

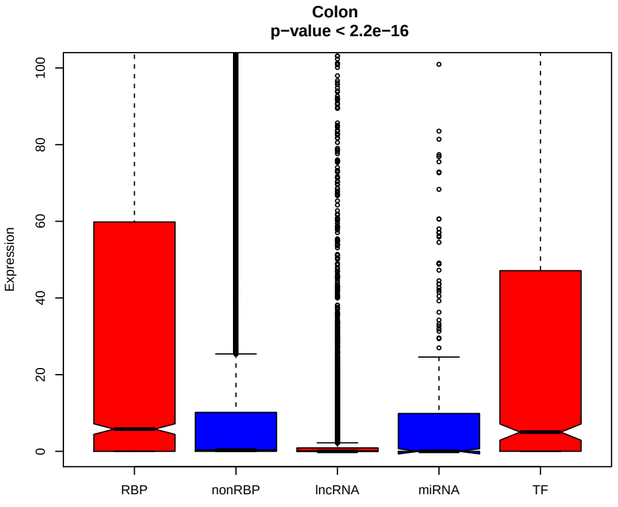
Colon
p−value < 2.2e−16
Expression
0
20
40
60
80
100
RBP
nonRBP
lncRNA
miRNA
TF

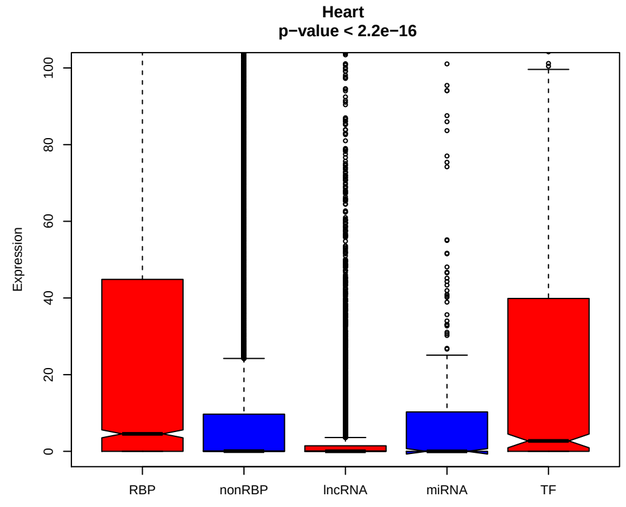
Heart
p−value < 2.2e−16
Expression
0
20
40
60
80
100
RBP
nonRBP
lncRNA
miRNA
TF

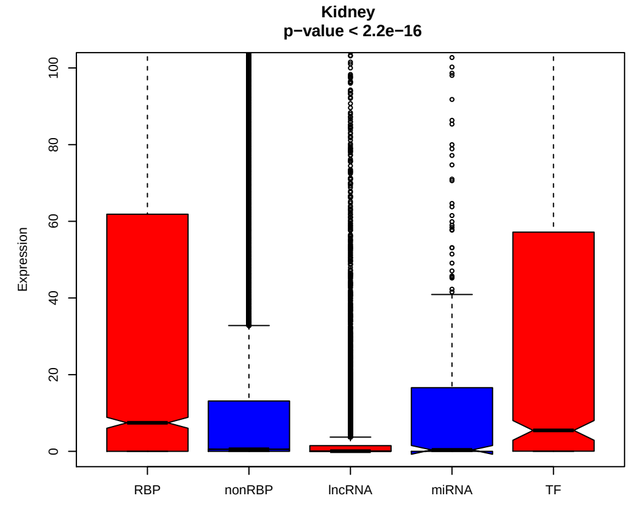
Kidney
p−value < 2.2e−16
Expression
0
20
40
60
80
100
RBP
nonRBP
lncRNA
miRNA
TF

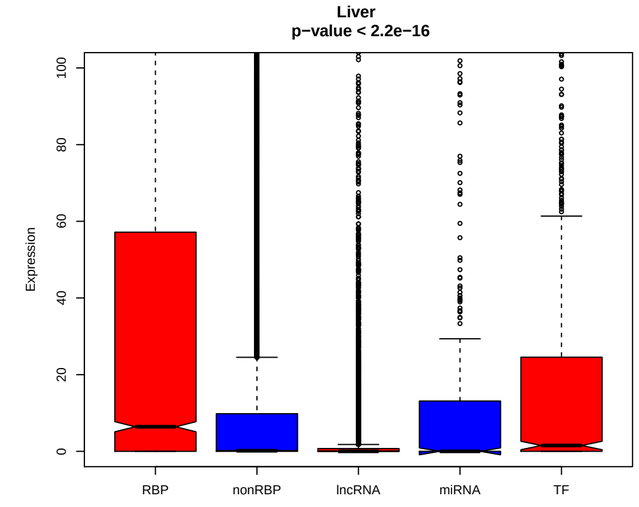
Liver
p−value < 2.2e−16
Expression
0
20
40
60
80
100
RBP
nonRBP
lncRNA
miRNA
TF

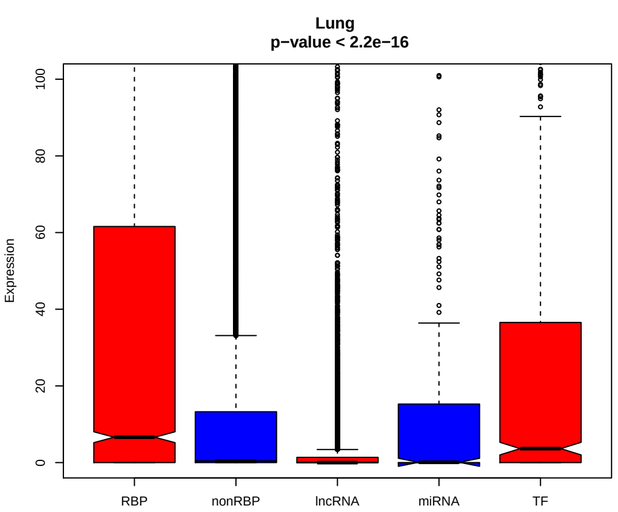
Lung
p−value < 2.2e−16
Expression
0
20
40
60
80
100
RBP
nonRBP
lncRNA
miRNA
TF

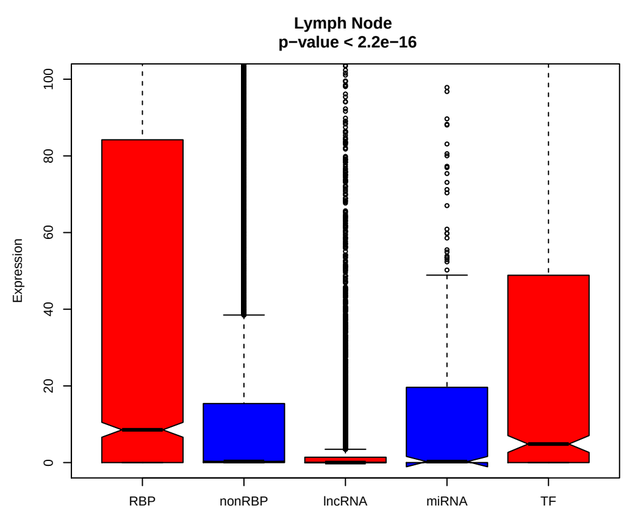
Lymph Node
p−value < 2.2e−16
Expression
0
20
40
60
80
100
RBP
nonRBP
lncRNA
miRNA
TF

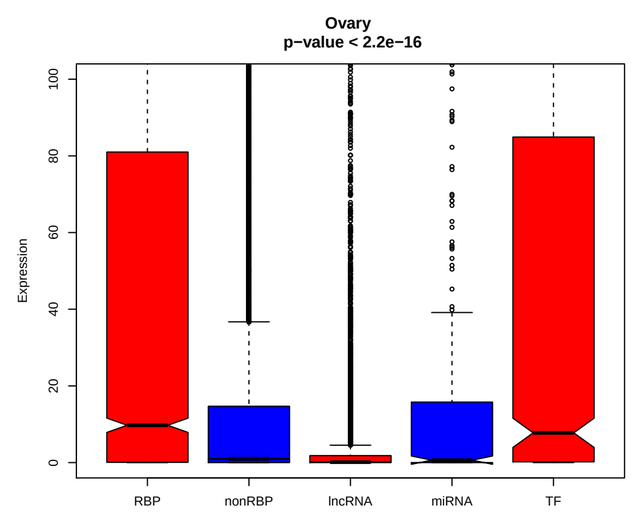
Ovary
p−value < 2.2e−16
Expression
0
20
40
60
80
100
RBP
nonRBP
lncRNA
miRNA
TF

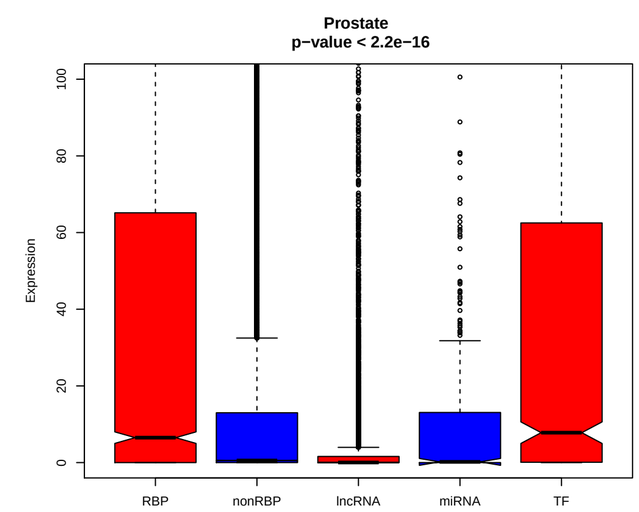
Prostate
p−value < 2.2e−16
Expression
0
20
40
60
80
100
RBP
nonRBP
lncRNA
miRNA
TF

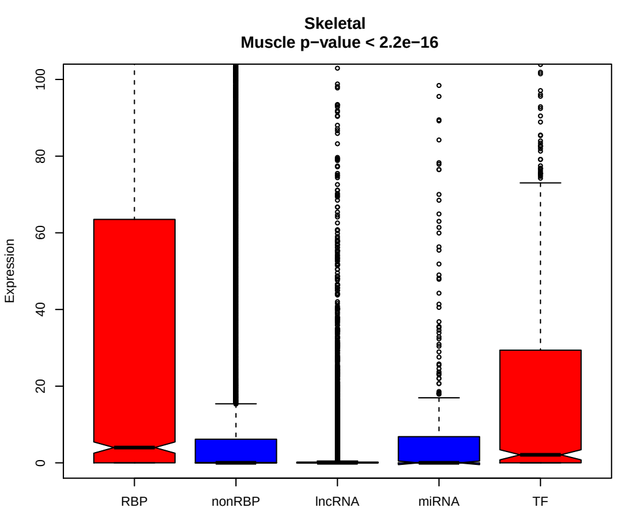
Skeletal
Muscle p−value < 2.2e−16
Expression
0
20
40
60
80
100
RBP
nonRBP
lncRNA
miRNA
TF

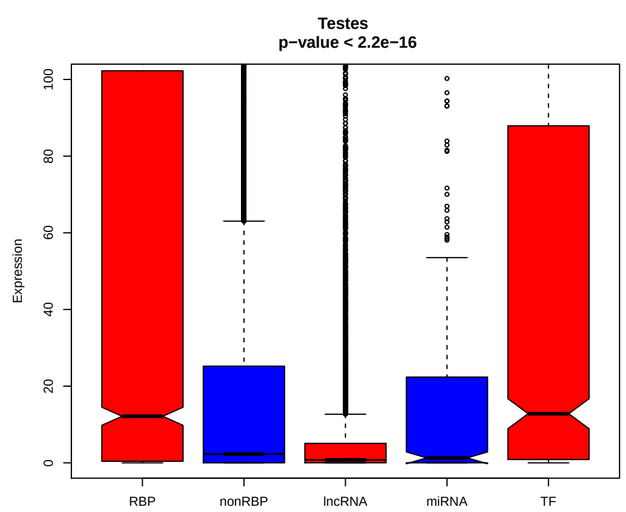
Testes
p−value < 2.2e−16
Expression
0
20
40
60
80
100
RBP
nonRBP
lncRNA
miRNA
TF

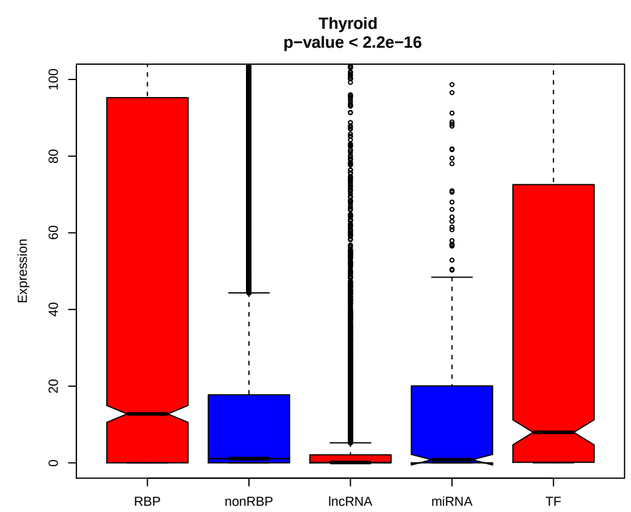
Thyroid
p−value < 2.2e−16
Expression
0
20
40
60
80
100
RBP
nonRBP
lncRNA
miRNA
TF

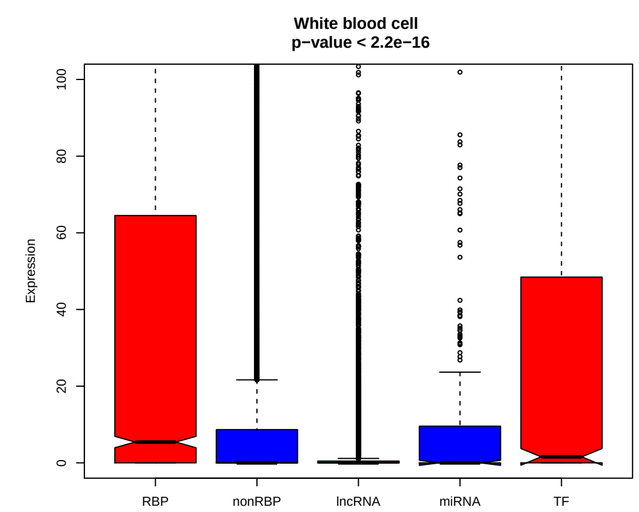
White blood cell
p−value < 2.2e−16
Expression
0
20
40
60
80
100
RBP
nonRBP
lncRNA
miRNA
TF