





FOLDSCOPE ASSEMBLY — QUICK REFERENCE GUIDE

STEP	INSTRUCTION	RESULT
1-2	REMOVE PARTS FOLD <u>"T" PART</u> [1]	
3-6	FOLD <u>"L" PART</u> [2] MOUNT LENS	
7-9	ASSEMBLE [1] + [2] INSERT LENS	
10-11	INSERT <u>"TURTLE" PART</u> [3] ALIGN [2] + [3]	
12-13	INSERT "TURTLE" LEGS INSERT SLIDE AND VIEW!	