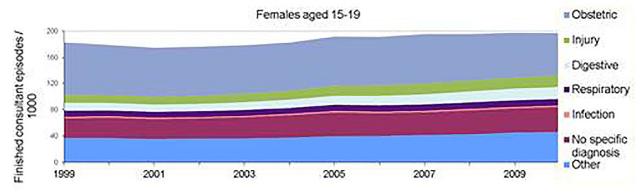
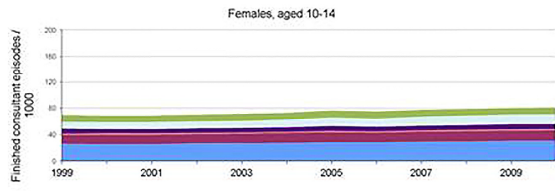
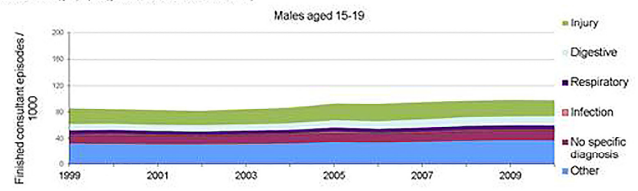
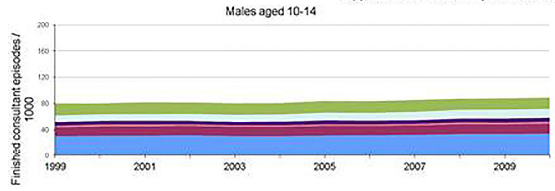


Appendix A. Trends in inpatient activity by disease category (England, 1999/2000 - 2010/11)



## Appendix B. Adolescent inpatient episodes/1000 and % change in England, 1999/2000 – 2010/11

ICD 10 Chapter	Male		Female	
	Episodes 2010/11	% change	Episodes 2010/11	% change
I. Certain infectious and parasitic diseases	1.9	11.5	2.0	12.8
II. Neoplasms	4.9	7.6	4.7	5.5
III. Diseases of the Blood and Blood-Forming Organs and Certain Disorders involving the Immune Mechanism	2.3	18.7	2.0	45.2
IV. Endocrine, Nutritional, and Metabolic Diseases	3.0	61.9	3.8	68.0
V. Mental and Behavioural Disorders	2.0	-40.4	2.5	-17.8
VI. Diseases of the Nervous System	2.6	51.8	2.8	58.9
VII. Diseases of the Eye and Adnexa	1.0	13.3	1.4	24.4
VIII. Diseases of the Ear and Mastoid Process	1.5	-25.6	1.5	-22.3
IX. Diseases of the Circulatory System	1.3	32.8	1.2	38.4
X. Diseases of the Respiratory System	6.8	6.4	8.9	1.0
XI. Diseases of the Digestive System	13.8	39.8	16.3	48.0
XII. Diseases of the Skin and Subcutaneous Tissue	3.0	-11.4	3.1	-3.1
XIII. Diseases of the Musculoskeletal System and Connective Tissue	5.3	34.1	6.4	44.5
XIV. Diseases of the Genitourinary System	5.9	38.1	7.0	31.1
XV. Pregnancy, Childbirth, and the Puerperium	0.0	0.0	34.4	-13.3
XVI. Certain Conditions Originating in the Perinatal Period	0.0	-37.7	0.0	-45.3
XVII. Congenital Malformations, Deformations and Chromosomal Abnormalities	2.7	17.3	2.4	28.5
XVIII. Symptoms, Signs and Abnormal Clinical and Laboratory Findings not elsewhere classified	10.5	28.0	18.0	29.9
XIX. Injury, Poisoning and Certain Other Consequences of External Causes	20.6	-1.7	14.0	25.2
XXI. Factors Influencing Health Status and Contact with Health Services	4.6	0.2	9.4	24.8
Total	93.7	13.0	141.8	13.0

**Appendix C. Percentage change in adolescent inpatient activity per thousand between 1999/2000 and 2010/11 by admitting speciality, England.**

	FCEs by admitting speciality in 2010	FCEs in 2010 compared to 1999
	(% of total)	(% change)
Paediatrics	20.2	+47.5
Obstetrics/Gynaecology	18.2	-12.1
A & E	4.8	+317.0
Adult medicine	5.8	+15.1
General surgery	8.8	-5.0
Orthopaedics	9.2	-6.9
ENT	6.0	-22.3
Oral & Dental Surgery	6.1	+30.7
Plastic Surgery	3.0	+6.8
Paediatrics Surgery	2.2	+23.2
CAMHS/Learning Difficulties	1.8	-38.0
Other	14.0	+12.2
Total	100.0	+12.8%

Notes

- Paediatrics includes all care coded as Paediatrics, excluding Paediatric Cardiology and Paediatric Neurology which are coded separately.
- Obstetrics and Gynaecology includes all care coded under Obstetrics, Gynaecology and Midwife Episode.
- Adult medicine includes episodes coded under General Medicine, but excludes medical subspecialities.
- Oral and dental surgery includes episodes coded as oral surgery or dentistry
- CAMHS/LD includes all episodes coded under Child/Adolescent Psychiatry, Learning Difficulties, and Mental Illness.