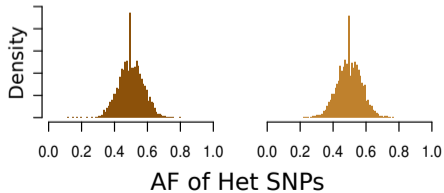

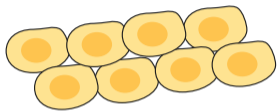
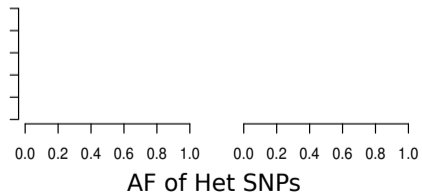
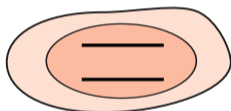
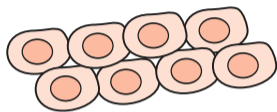


# Supplementary Figure 1

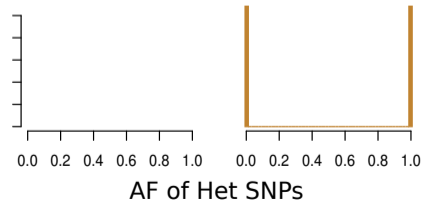
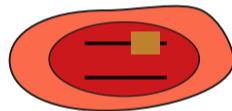
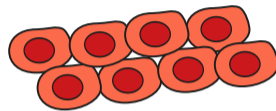
Normal Cells



Tumor Cells (type I)



Tumor Cells (type II)



Mixed Cells

DNA admixture: 10%

**gene A** deletion: 100% Clonal

**gene B** deletion: 66% Clonal

