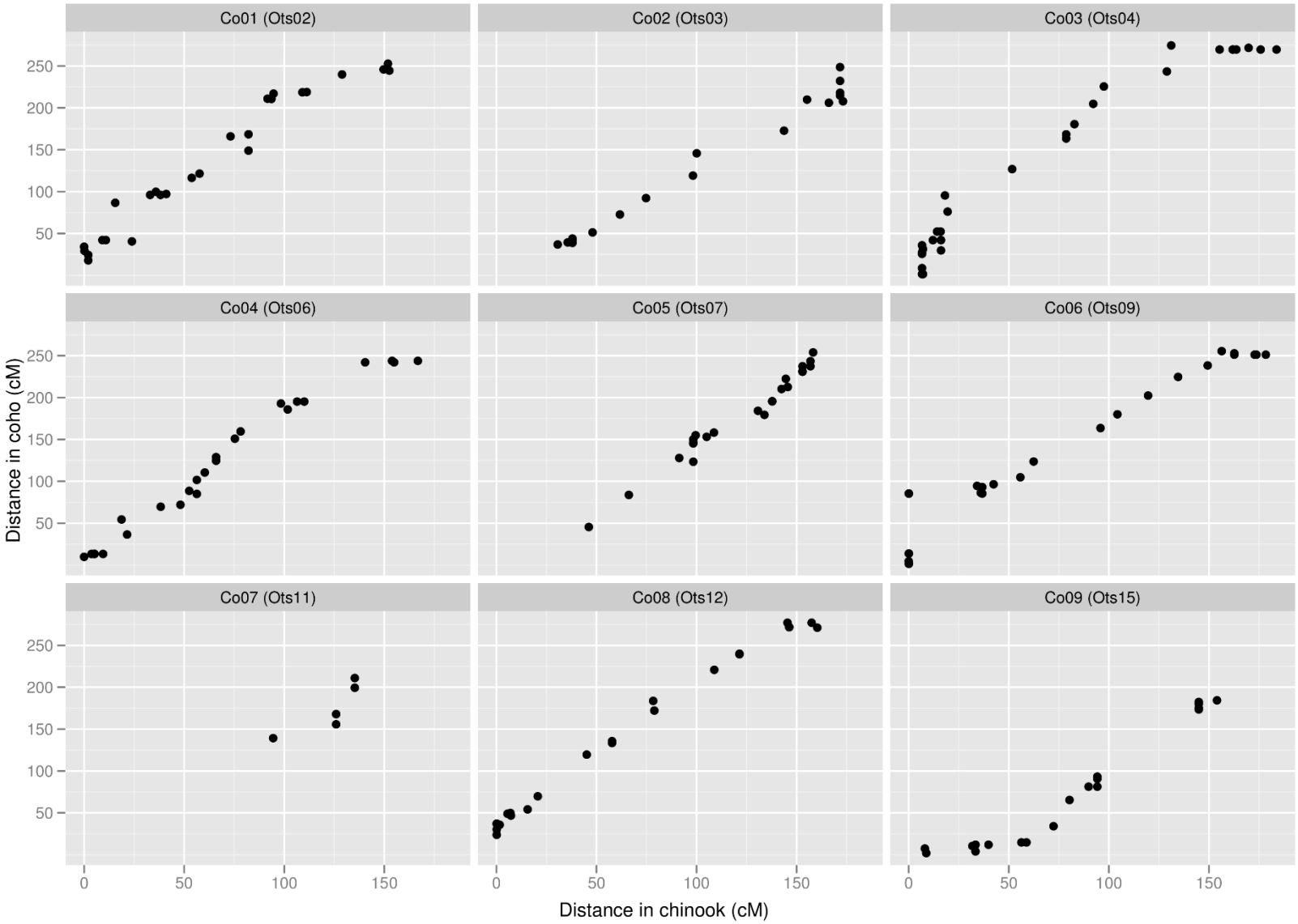
Co01 (Ots02)
Co02 (Ots03)
Co03 (Ots04)
Co04 (Ots06)
Co05 (Ots07)
Co06 (Ots09)
Co07 (Ots11)
Co08 (Ots12)
Co09 (Ots15)
Distance in coho (cM)
Distance in chinook (cM)
0
50
100
150
200
250

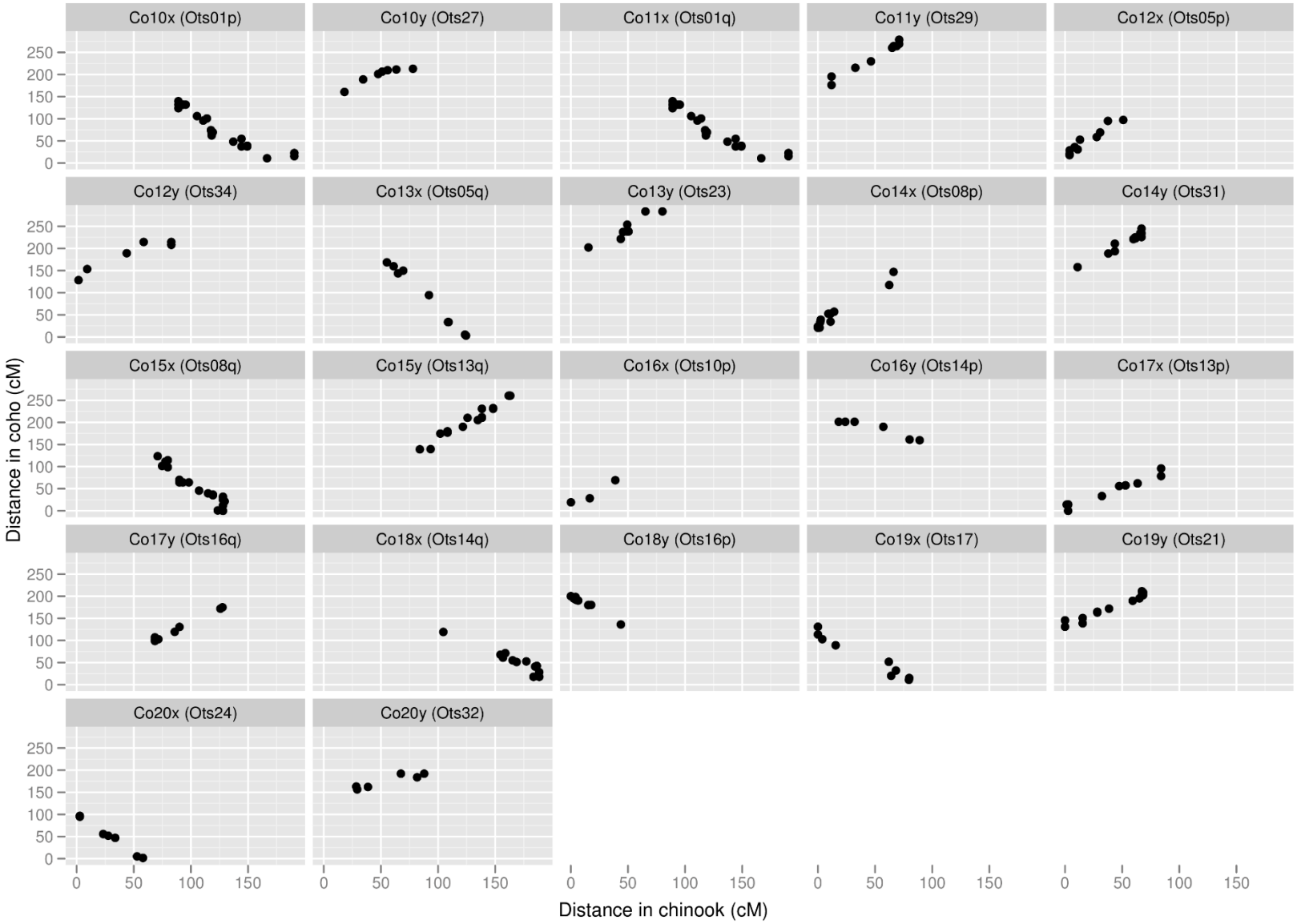
Co10x (Ots01p)
Co10y (Ots27)
Co11x (Ots01q)
Co11y (Ots29)
Co12x (Ots05p)
Co12y (Ots34)
Co13x (Ots05q)
Co13y (Ots23)
Co14x (Ots08p)
Co14y (Ots31)
Co15x (Ots08q)
Co15y (Ots13q)
Co16x (Ots10p)
Co16y (Ots14p)
Co17x (Ots13p)
Co17y (Ots16q)
Co18x (Ots14q)
Co18y (Ots16p)
Co19x (Ots17)
Co19y (Ots21)
Co20x (Ots24)
Co20y (Ots32)
Distance in coho (cM)
Distance in chinook (cM)
0
50
100
150
200
250

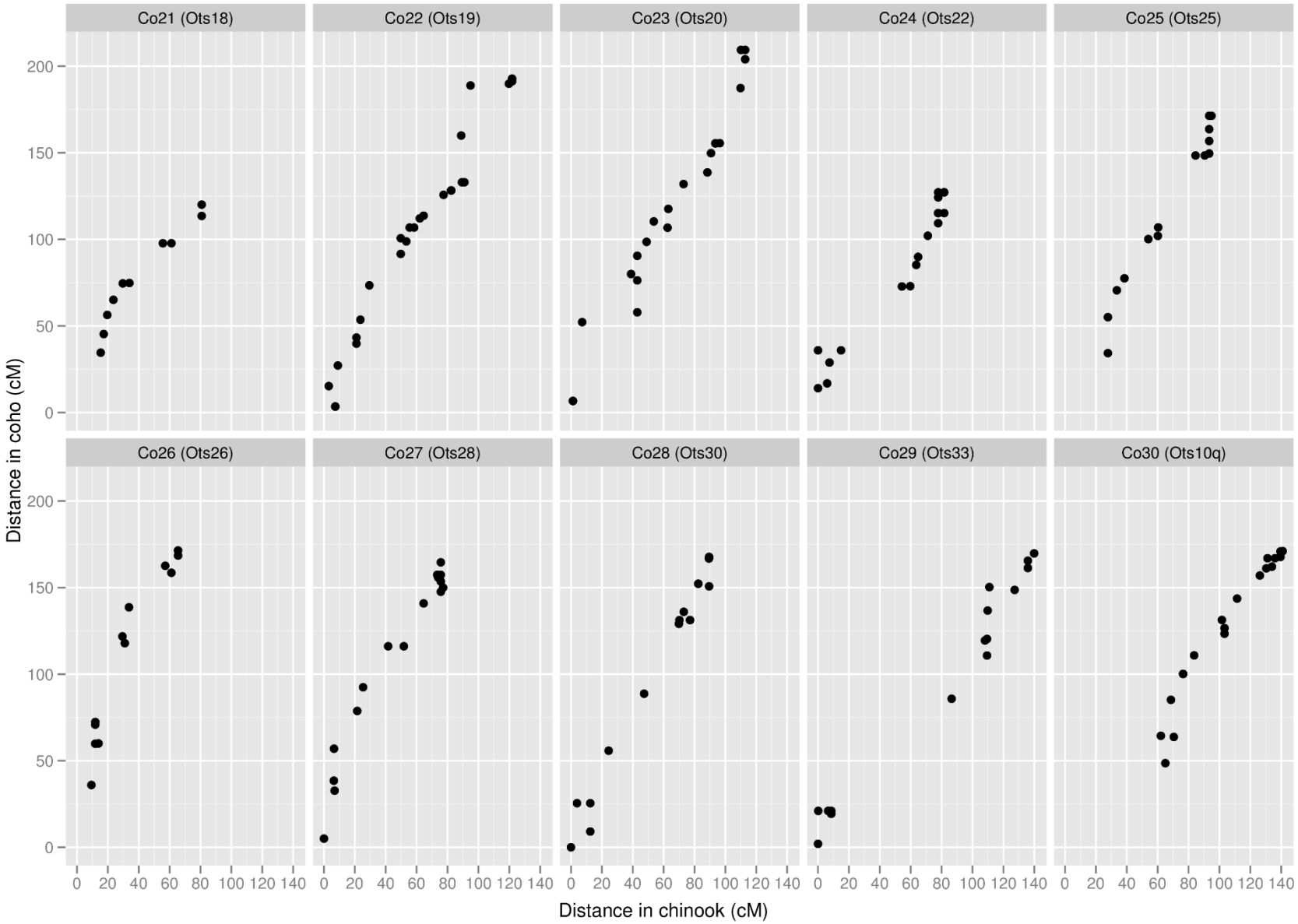
Co21 (Ots18)
Co22 (Ots19)
Co23 (Ots20)
Co24 (Ots22)
Co25 (Ots25)
Co26 (Ots26)
Co27 (Ots28)
Co28 (Ots30)
Co29 (Ots33)
Co30 (Ots10q)
Distance in coho (cM)
Distance in chinook (cM)
0
50
100
150
200
0 20 40 60 80 100 120 140

File S5: Relationship among mapped RAD loci in coho and Chinook salmon for all the linkage groups or arms.