

24 controls
22 patients

Change in
family history

Excluded, did not meet inclusion criteria based on family medical history: **1 control**

23 controls
22 patients

Scanning
aberrations

- Could not complete scan: **3 controls, 4 patients**
- Visible motion artifact: **1 control**
- MRI abnormality: **1 patient**

19 controls
17 patients

Unmatched
controls



Unmatched to successfully scanned patients:
2 controls

17 controls
17 patients

Final sample

REWARD

NEUTRAL





Cue

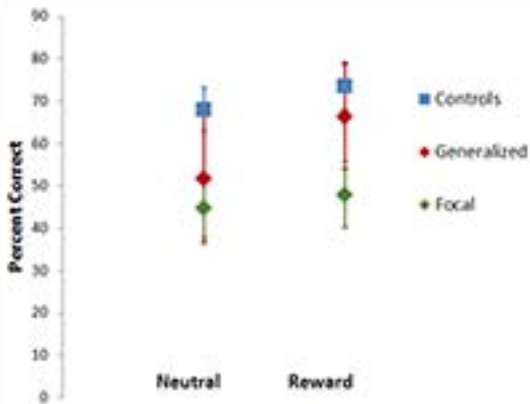
Response Preparation

Antisaccade

Intertrial Interval (1.5, 3, or 4.5 sec)

4.5 sec





BOLD signal change (Left Cingulate)

0.075
0.065
0.055
0.045
0.035
0.025
0.015
0.005
-0.005
-0.015

