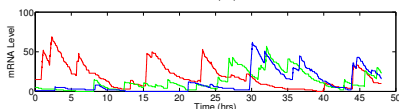
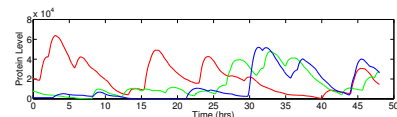
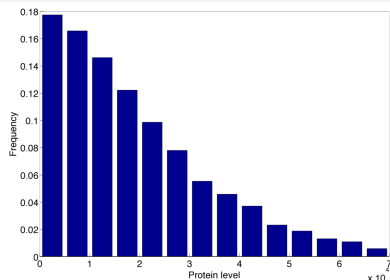


Mcl1 (and Flip) fluctuations for the “non-fitted” model

Standard promoter switching rates



	Mcl1	Flip
protein half-life (hrs)	0.5	
mRNA half-life (hrs)	2	
Ton (hrs)	0.1	
Toff (hrs)	2.6	
protein distribution CV	0.85	
Protein distribution modality	unimodal	



Mcl1 (and Flip) fluctuations for the “fitted” model

Best agreement found with Spencer et al. cell fate variability data



	Mcl1	Flip
protein half-life (hrs)	0.4	
mRNA half-life (hrs)	1	
Ton (hrs)	16	
Toff (hrs)	24	
protein distribution CV	1.15	
Protein distribution modality	bimodal	

