


mt-DNA haplogroups
and $^{87}\text{Sr}/^{86}\text{Sr}$

K — Haplogroup
 — $^{87}\text{Sr}/^{86}\text{Sr}$ ratios

I Range I (0.7087 - 0.7096)

II Range II (0.7096 - 0.7100)


I/II 1 tooth range I, 1 tooth range II


↑ Both teeth > 0.7100


↓ Both teeth < 0.7087

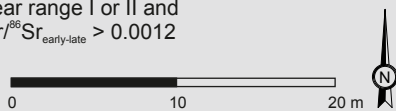
↕ In/near range I or II and
 $\Delta^{87}\text{Sr}/^{86}\text{Sr}_{\text{early-late}} > 0.0012$

Anthropological
determination

 Male

 Female

 Subadult



n.d.
 44

Figure S1: Map of the cemetery of Szólád with indication of anthropological age and sex determinations and results of aDNA and strontium isotope analyses. The colours of the circles indicate mt-DNA haplogroups that are named above the circles. The symbols in the circles indicate the results of Sr isotope analyses. Connected individuals have identical mt-DNA haplotypes.