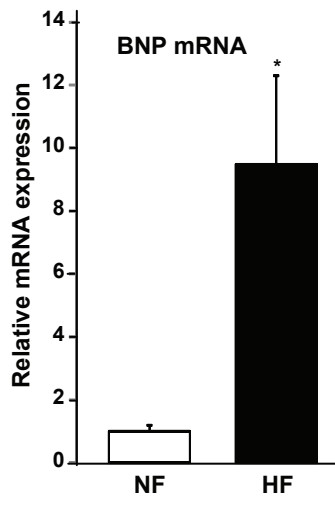


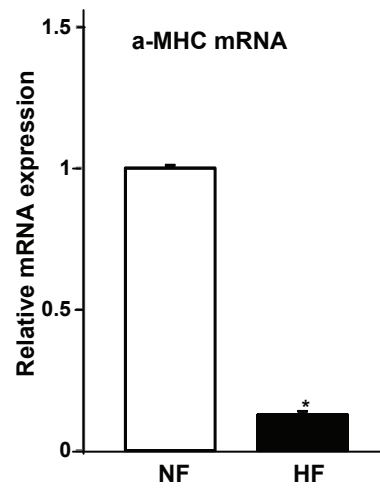
## **SUPPLEMENTAL MATERIAL**

Supplementary Figure 1

**A**

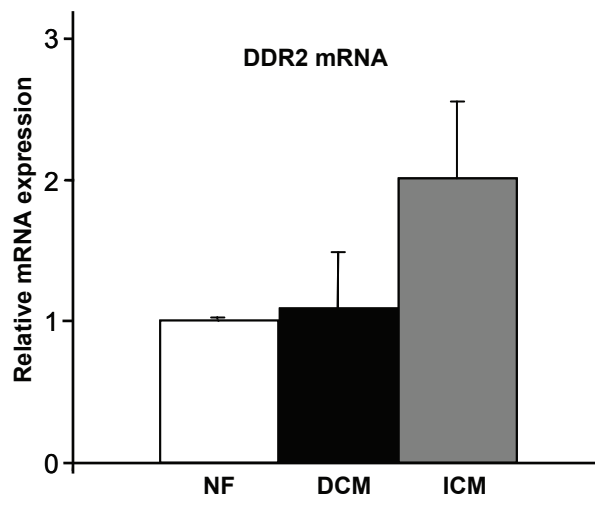


**B**



Supplementary Figure 2

A



**Supplementary Figure 1: Brain natriuretic peptide and alpha- Myosin heavy chain mRNA expression.** Fold change of BNP (A) and  $\alpha$ -MHC (B) mRNA levels in the HF compared to the NF group. \* $P < 0.001$  vs NF; n=8/group.

**Supplementary Figure 2:** Assessment of changes in the expression of the fibroblast marker DDR2 of the failing hearts in comparison to NF hearts.

**Supplementary Figure 3:** Determination of Positions, sizes, frequencies and affected genes for each deletion for all 6 DCM subjects used in the study.