Figure S1

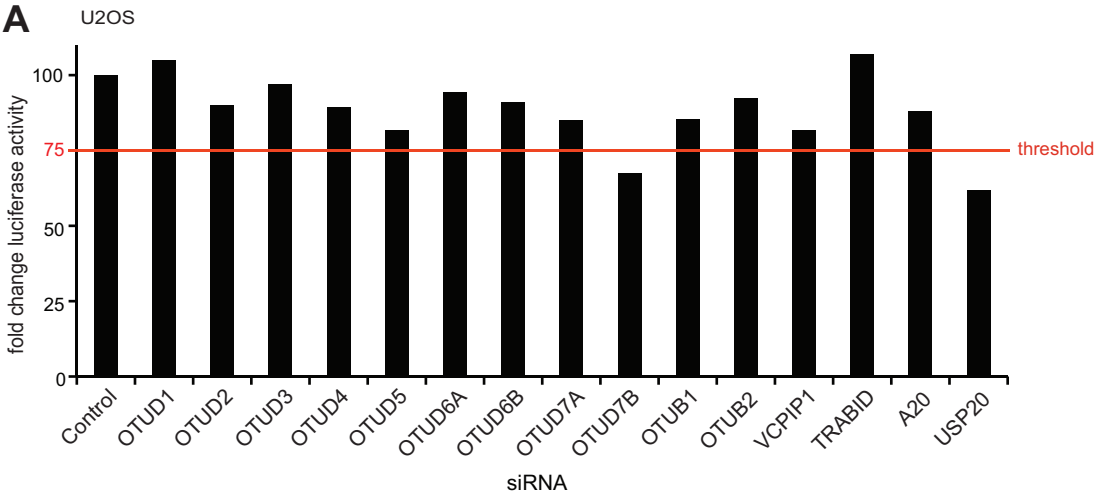
A
U2OS
fold change luciferase activity
100
75
50
25
0
threshold
Control
OTUD1
OTUD2
OTUD3
OTUD4
OTUD5
OTUD6A
OTUD6B
OTUD7A
OTUD7B
OTUB1
OTUB2
VCPIP1
TRABID
A20
USP20
siRNA

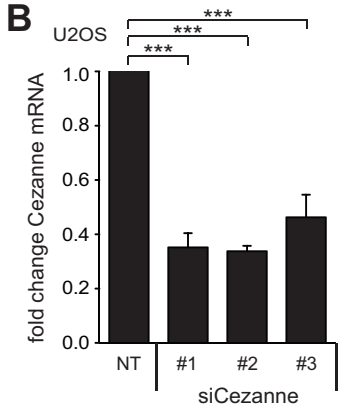
B
U2OS
***
***
***
fold change Cezanne mRNA
1.0
0.8
0.6
0.4
0.2
0.0
NT
#1
#2
#3
siCezanne

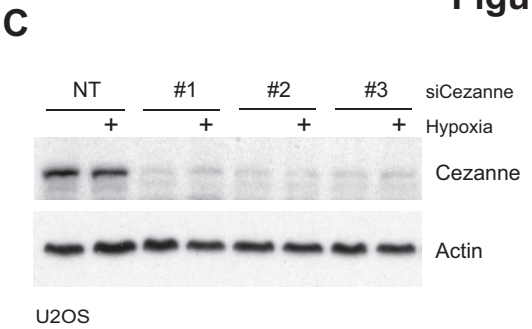
C
NT
#1
#2
#3
siCezanne
+
+
+
+
Hypoxia
Cezanne
Actin
U2OS

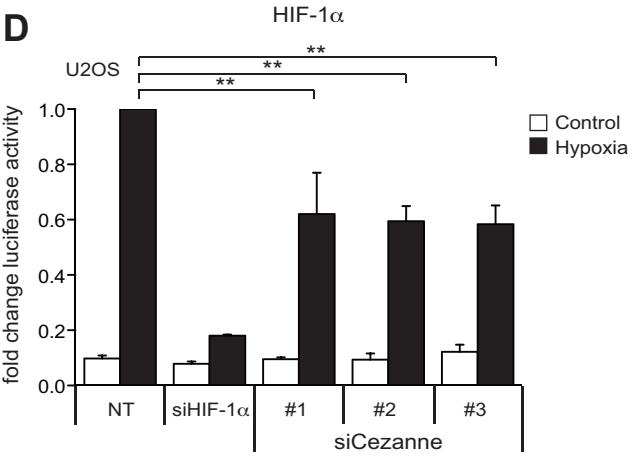
D
HIF-1α
U2OS
**
**
**
fold change luciferase activity
1.0
0.8
0.6
0.4
0.2
0.0
Control
Hypoxia
NT
siHIF-1α
#1
#2
#3
siCezanne

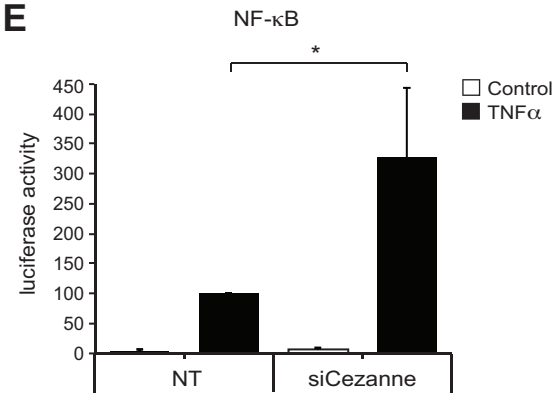
E
NF-κB
*
luciferase activity
450
400
350
300
250
200
150
100
50
0
Control
TNFα
NT
siCezanne

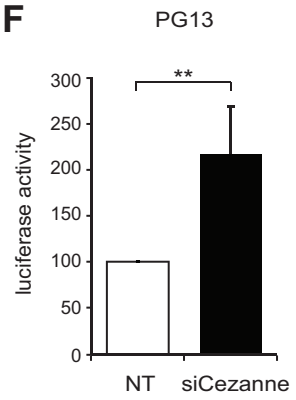
F
PG13
**
luciferase activity
300
250
200
150
100
50
0
NT
siCezanne

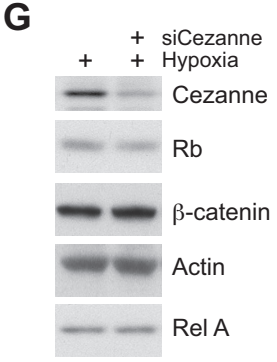
G
+
+
siCezanne
Hypoxia
Cezanne
Rb
β-catenin
Actin
Rel A

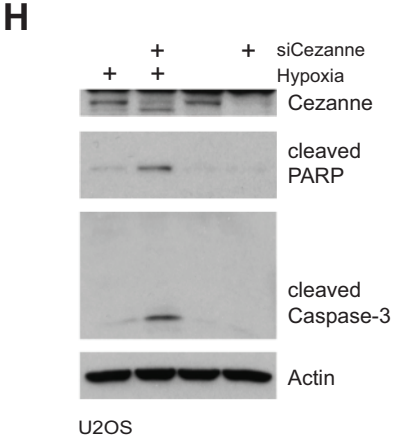
H
+
+
+
+
siCezanne
Hypoxia
Cezanne
cleaved
PARP
cleaved
Caspase-3
Actin
U2OS

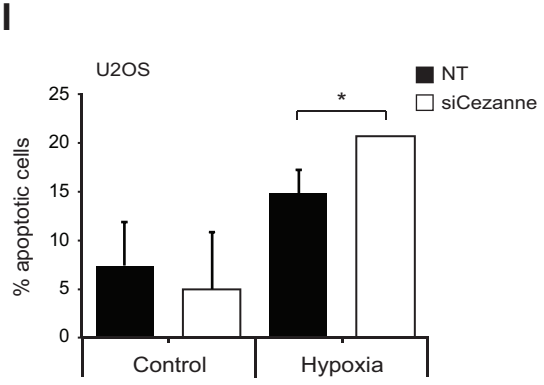
I
U2OS
NT
siCezanne
*
% apoptotic cells
25
20
15
10
5
0
Control
Hypoxia