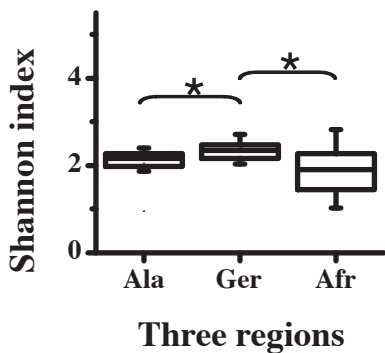
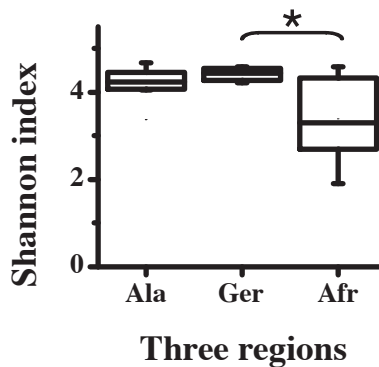


Randomly subsample 10 individuals with ~2500 reads from each group

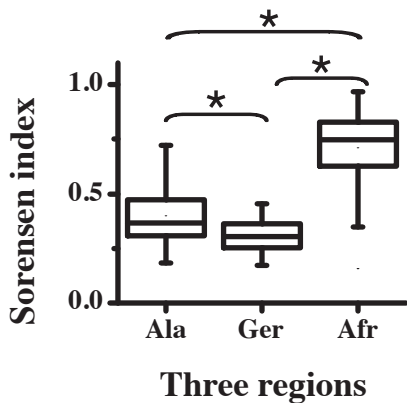
(A) Shannon indices at Genus level



(C) Shannon indices at OTU level



(B) Sorensen indices at Genus level



(D) Sorensen indices at OTU level

