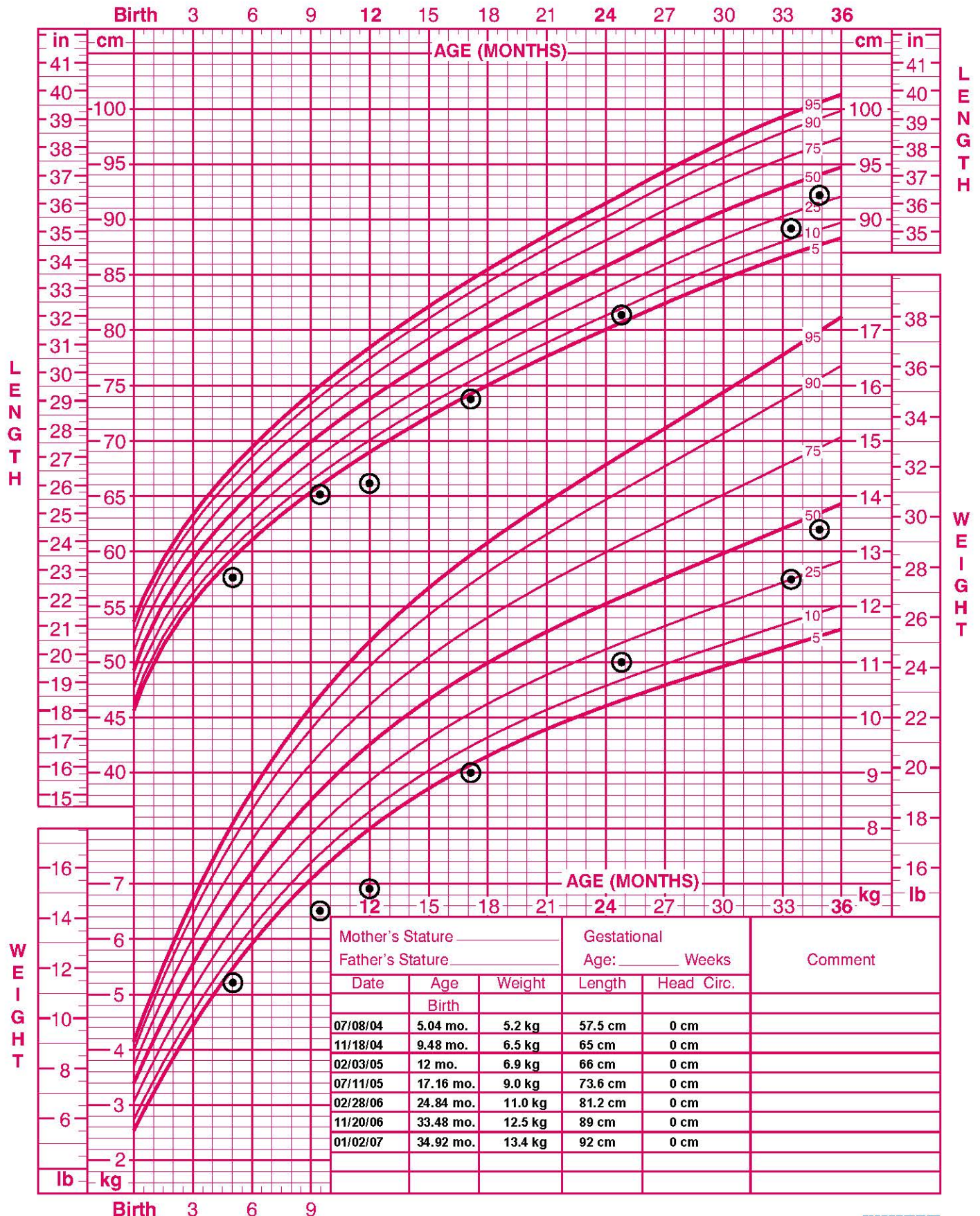


**Birth to 36 months: Girls**  
**Length-for-age and Weight-for-age percentiles**

NAME **Patient 8**

RECORD # \_\_\_\_\_



Published May 30, 2000 (modified 4/20/01).

SOURCE: Developed by the National Center for Health Statistics in collaboration with the National Center for Chronic Disease Prevention and Health Promotion (2000).  
<http://www.cdc.gov/growthcharts>



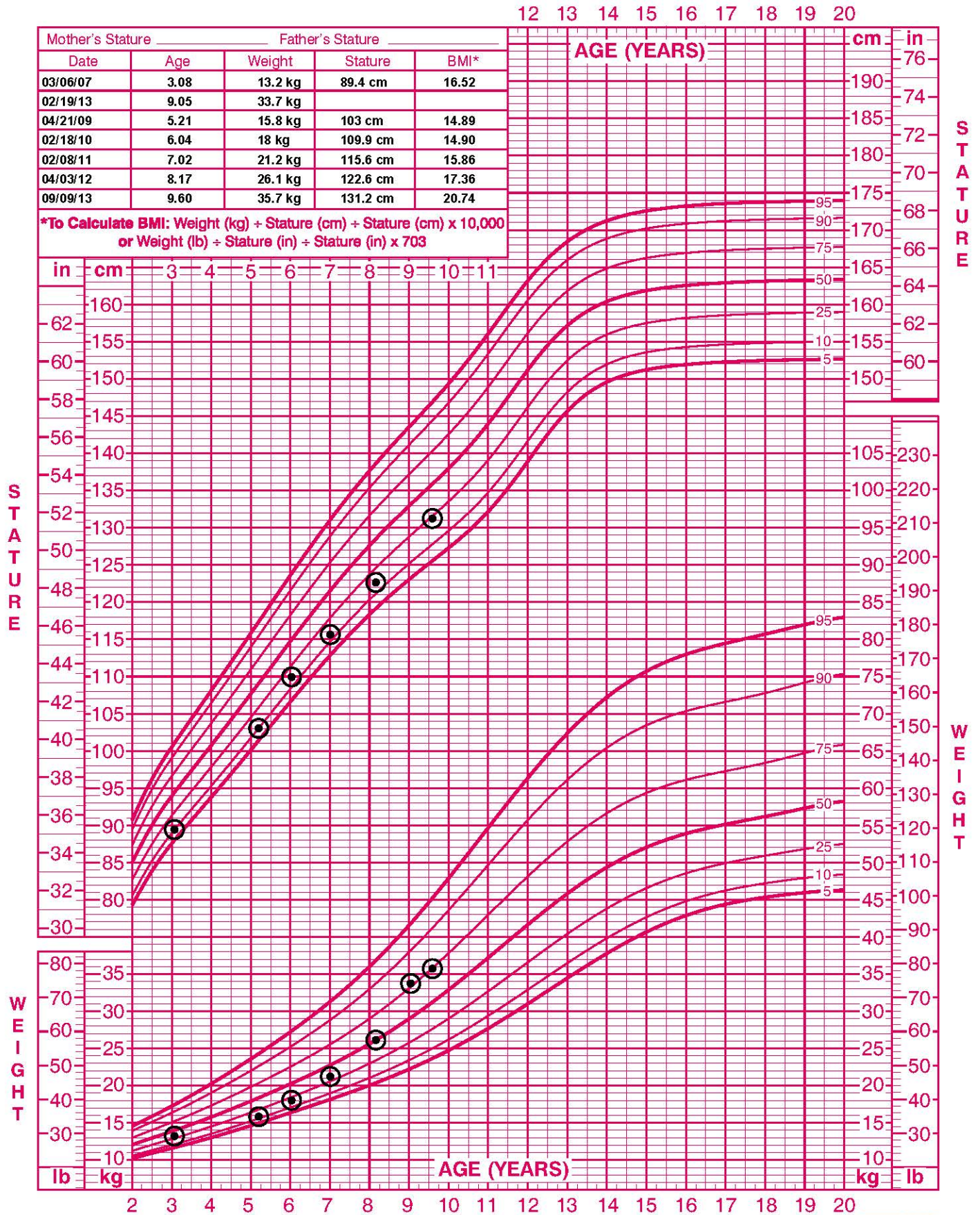
**SAFER • HEALTHIER • PEOPLE™**

# 2 to 20 years: Girls

## Stature-for-age and Weight-for-age percentiles

NAME **Patient 8**

RECORD # \_\_\_\_\_



Published May 30, 2000 (modified 11/21/00).

SOURCE: Developed by the National Center for Health Statistics in collaboration with the National Center for Chronic Disease Prevention and Health Promotion (2000).  
<http://www.cdc.gov/growthcharts>

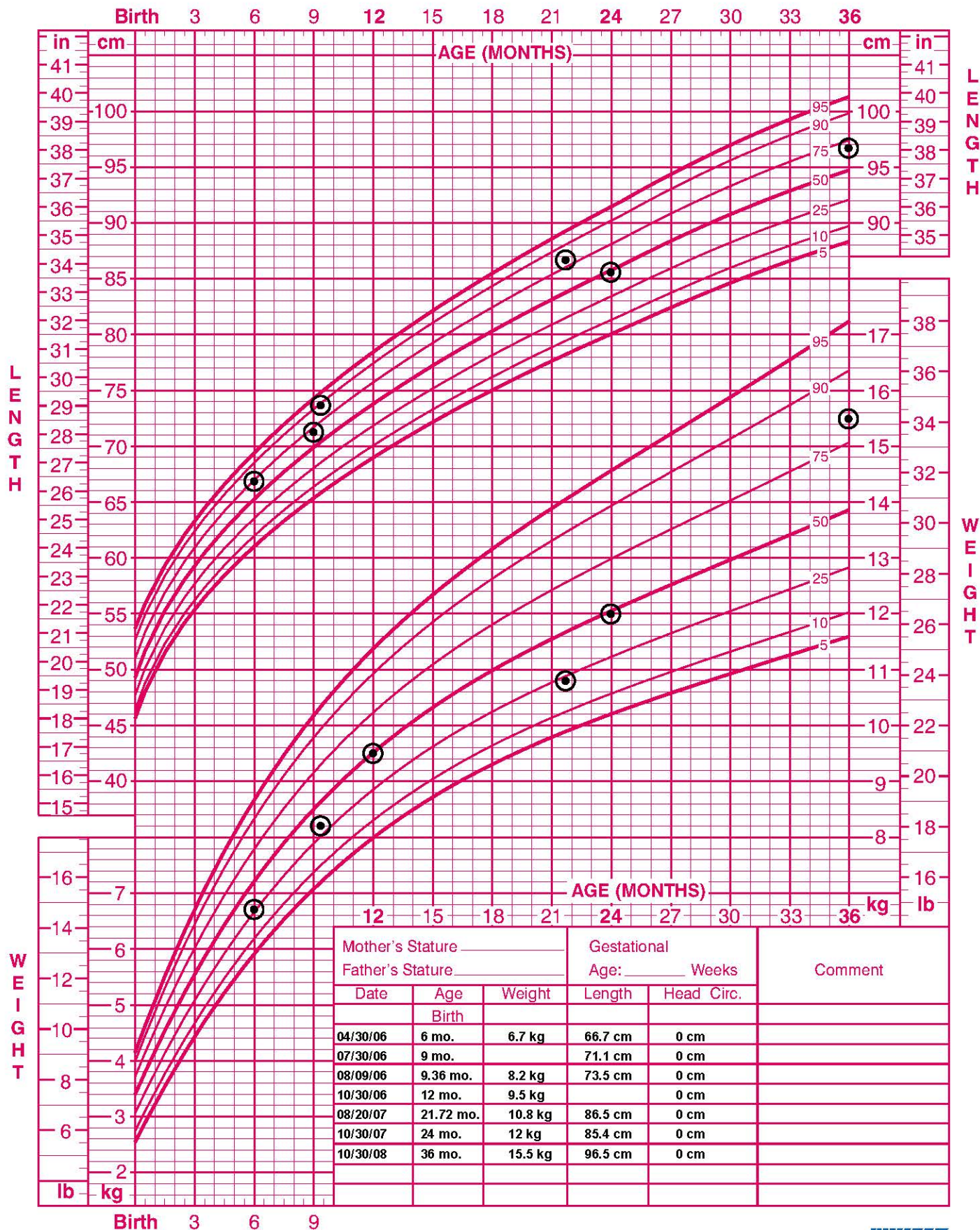


SAFER • HEALTHIER • PEOPLE™

**Birth to 36 months: Girls**  
**Length-for-age and Weight-for-age percentiles**

NAME **Patient 4**

RECORD # \_\_\_\_\_



Mother's Stature _____		Gestational Age: _____ Weeks		Comment
Father's Stature _____				
Date	Age	Weight	Length	
	Birth			
04/30/06	6 mo.	6.7 kg	66.7 cm	0 cm
07/30/06	9 mo.		71.1 cm	0 cm
08/09/06	9.36 mo.	8.2 kg	73.5 cm	0 cm
10/30/06	12 mo.	9.5 kg		0 cm
08/20/07	21.72 mo.	10.8 kg	86.5 cm	0 cm
10/30/07	24 mo.	12 kg	85.4 cm	0 cm
10/30/08	36 mo.	15.5 kg	96.5 cm	0 cm

Published May 30, 2000 (modified 4/20/01).

SOURCE: Developed by the National Center for Health Statistics in collaboration with the National Center for Chronic Disease Prevention and Health Promotion (2000).  
<http://www.cdc.gov/growthcharts>

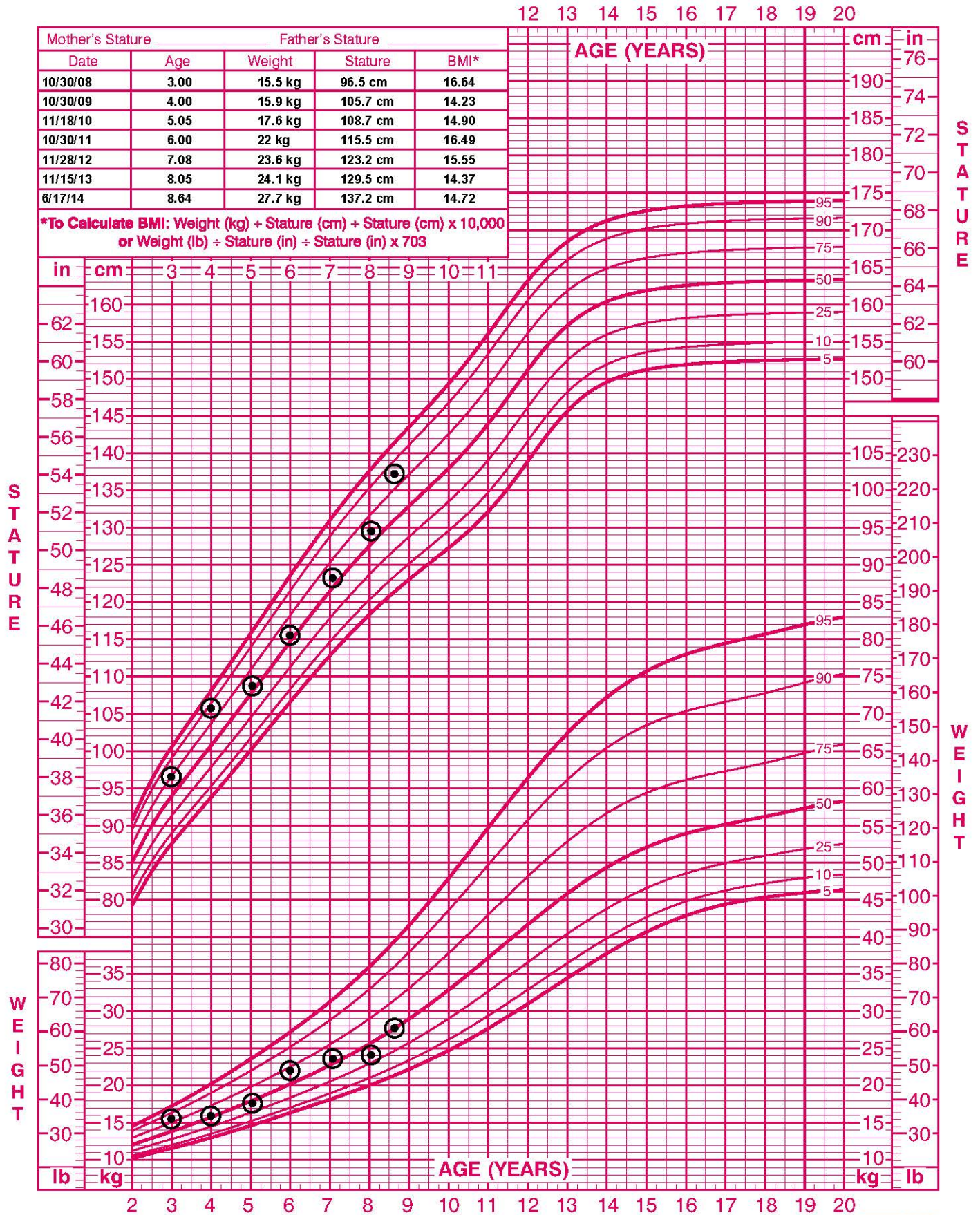


# 2 to 20 years: Girls

## Stature-for-age and Weight-for-age percentiles

NAME **Patient 4**

RECORD # \_\_\_\_\_



Published May 30, 2000 (modified 11/21/00).

SOURCE: Developed by the National Center for Health Statistics in collaboration with the National Center for Chronic Disease Prevention and Health Promotion (2000).  
<http://www.cdc.gov/growthcharts>



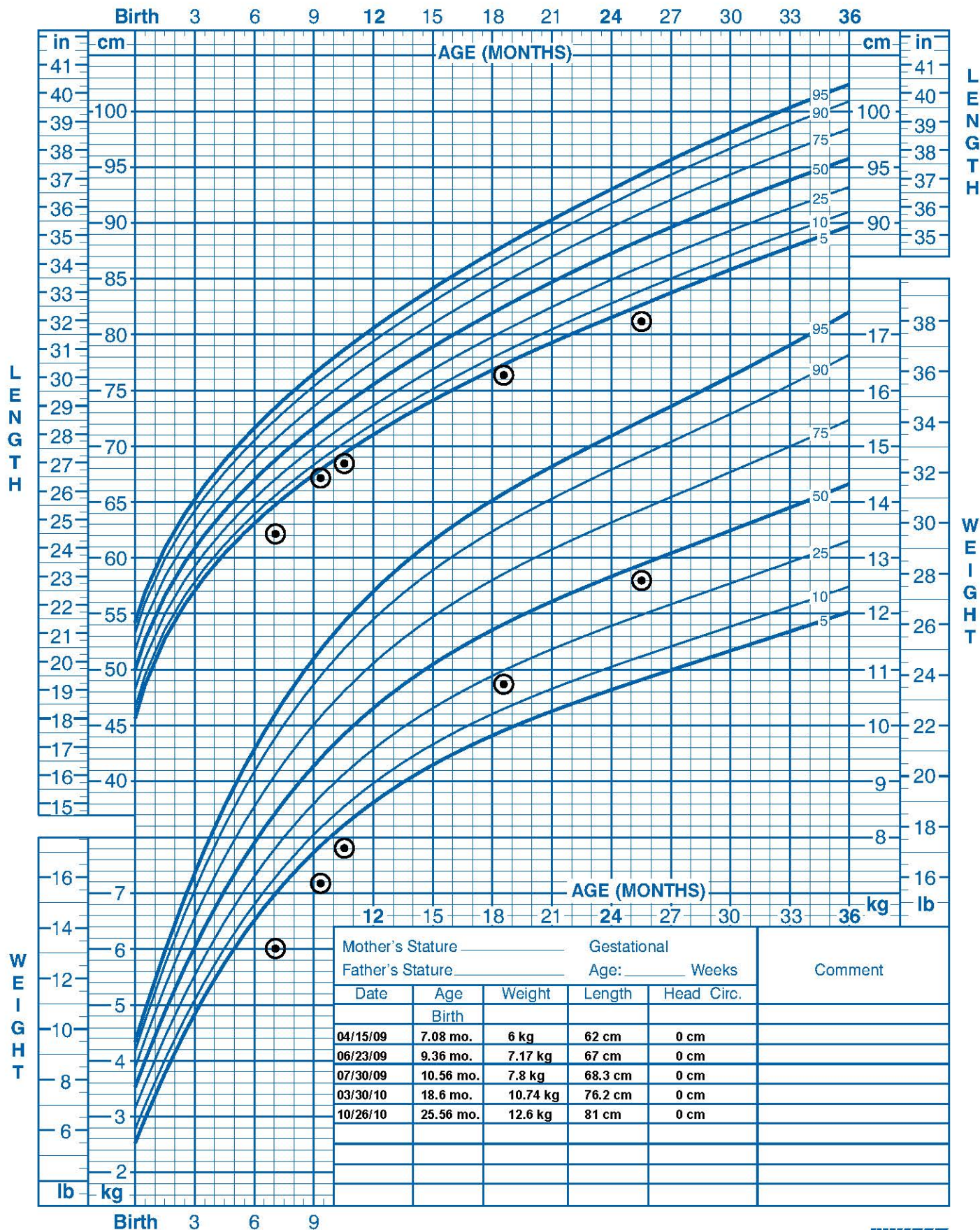
SAFER • HEALTHIER • PEOPLE™

# Birth to 36 months: Boys

## Length-for-age and Weight-for-age percentiles

NAME **Patient 9**

RECORD # \_\_\_\_\_



Mother's Stature _____		Gestational Age: _____ Weeks			Comment
Father's Stature _____					
Date	Age	Weight	Length	Head Circ.	
Birth					
04/15/09	7.08 mo.	6 kg	62 cm	0 cm	
06/23/09	9.36 mo.	7.17 kg	67 cm	0 cm	
07/30/09	10.56 mo.	7.8 kg	68.3 cm	0 cm	
03/30/10	18.6 mo.	10.74 kg	76.2 cm	0 cm	
10/26/10	25.56 mo.	12.6 kg	81 cm	0 cm	

Published May 30, 2000 (modified 4/20/01).

SOURCE: Developed by the National Center for Health Statistics in collaboration with the National Center for Chronic Disease Prevention and Health Promotion (2000). <http://www.cdc.gov/growthcharts>

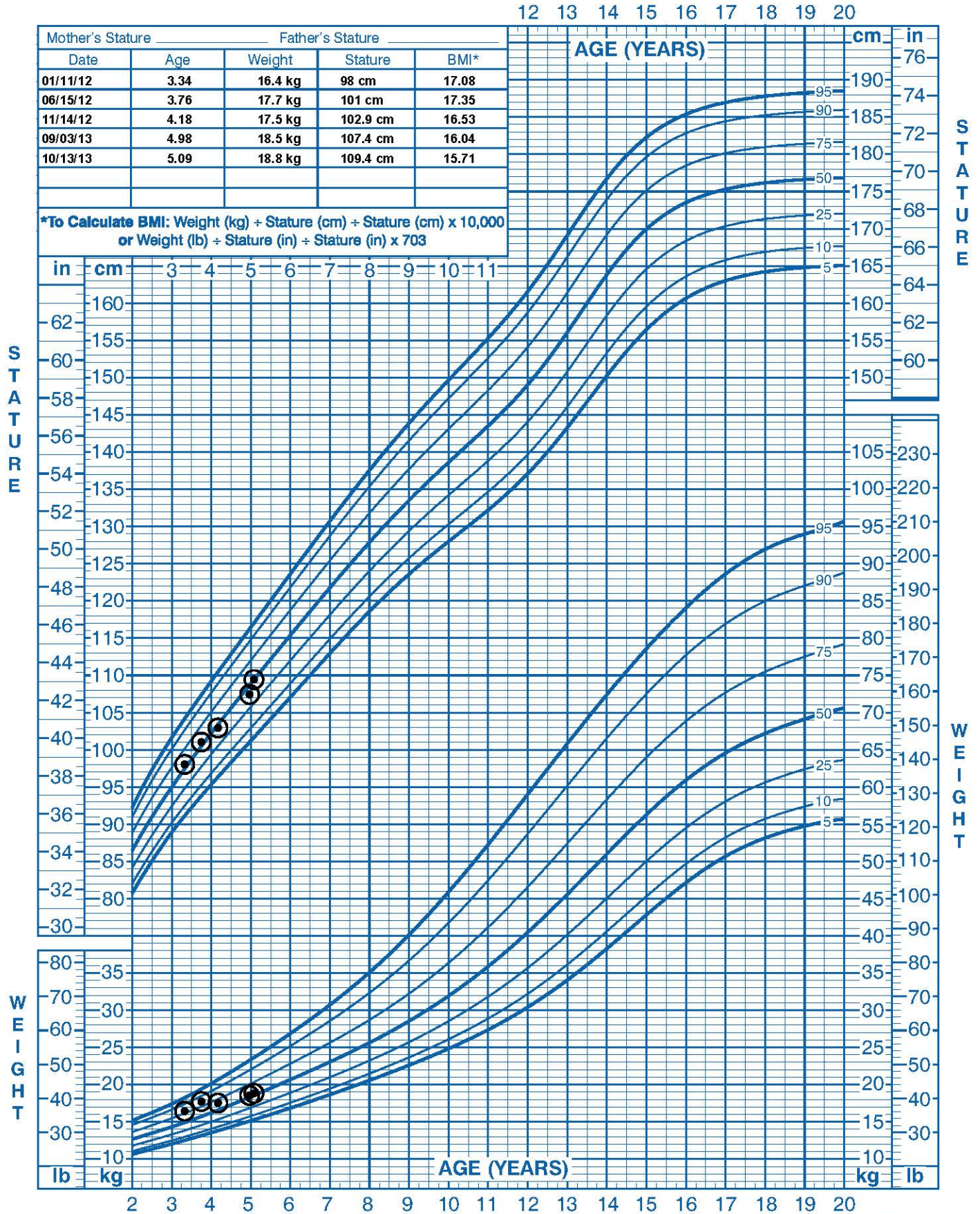


SAFER • HEALTHIER • PEOPLE™

# 2 to 20 years: Boys Stature-for-age and Weight-for-age percentiles

NAME **Patient 9**

RECORD # \_\_\_\_\_



Published May 30, 2000 (modified 11/21/00).

SOURCE: Developed by the National Center for Health Statistics in collaboration with the National Center for Chronic Disease Prevention and Health Promotion (2000).  
<http://www.cdc.gov/growthcharts>



SAFER • HEALTHIER • PEOPLE™