Figure S4

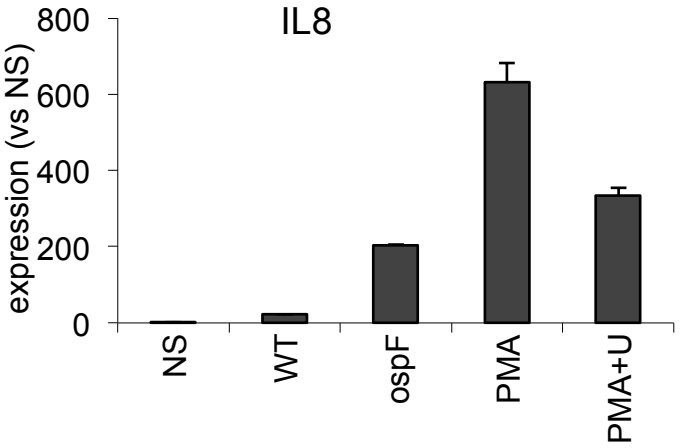
IL8
expression (vs NS)
800
600
400
200
0
NS
WT
ospF
PMA
PMA+U

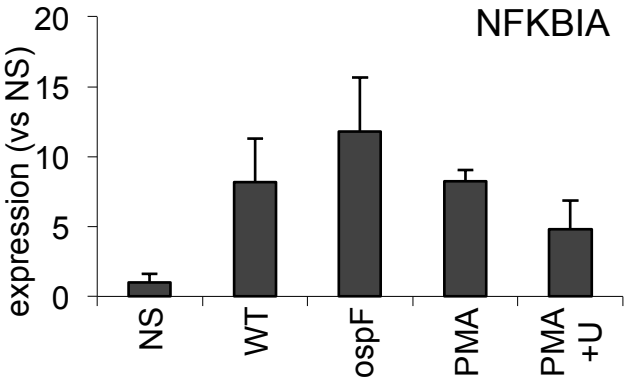
NFKBIA
expression (vs NS)
20
15
10
5
0
NS
WT
ospF
PMA
PMA +U

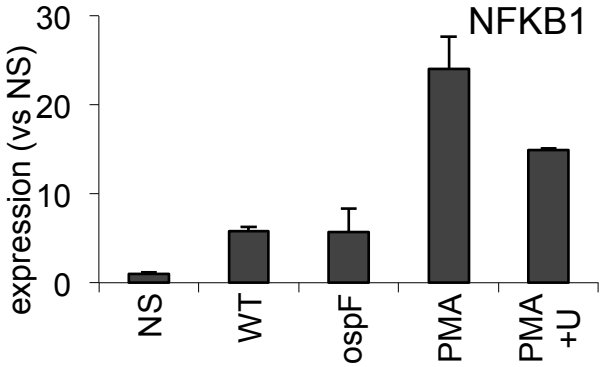
NFKB1
expression (vs NS)
30
20
10
0
NS
WT
ospF
PMA
PMA +U

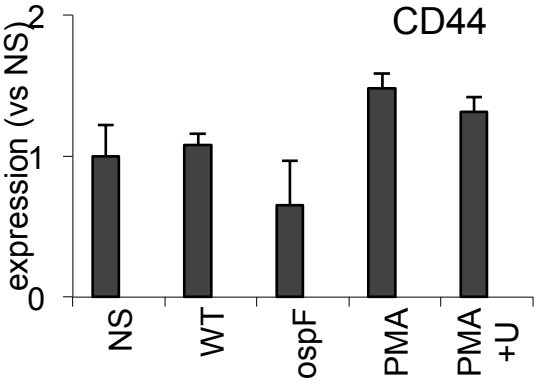
CD44
expression (vs NS)
2
1
0
NS
WT
ospF
PMA
PMA +U