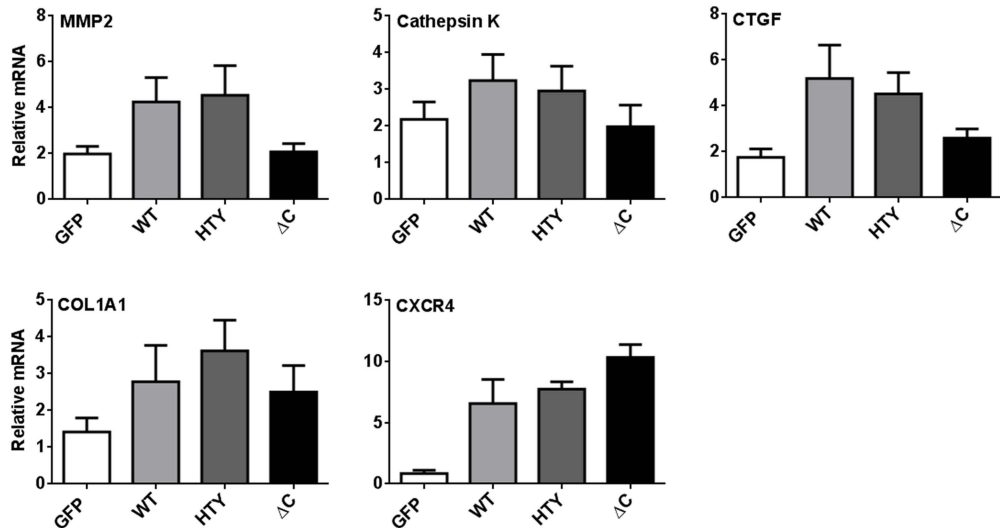
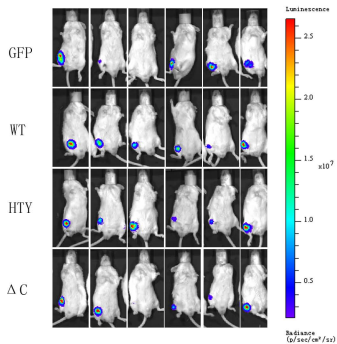
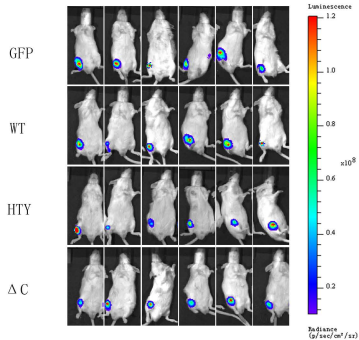


**A****B**

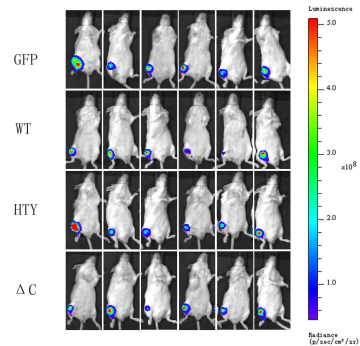
GENES	MMP2	Cathepsin K	CTGF	COL1A1	CXCR4
GFP vs WT	0.04	NS	$7 \times 10^{-3}$	NS	$8.8 \times 10^{-4}$
GFP vs HTY	0.03	NS	0.01	0.05	$4.4 \times 10^{-4}$
GFP vs ΔC	NS	NS	NS	NS	$1.2 \times 10^{-4}$
WT vs ΔC	0.05	NS	NS	NS	NS
WT vs HTY	NS	NS	NS	NS	NS
HTY vs ΔC	0.04	NS	NS	NS	NS



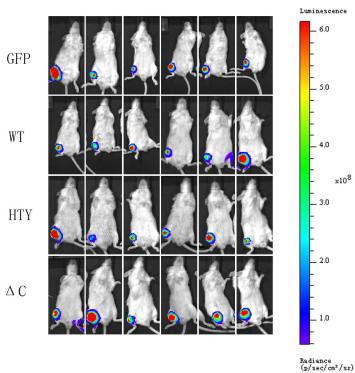
week1



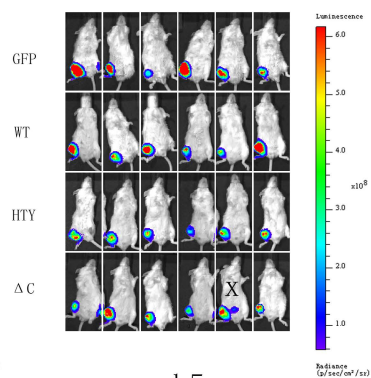
week2



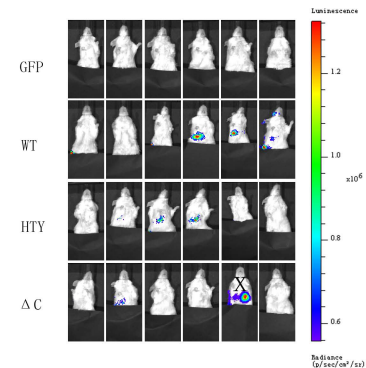
week3



week4



week5



week5 metastasis