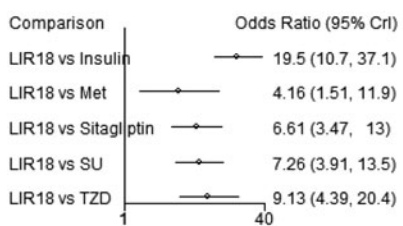
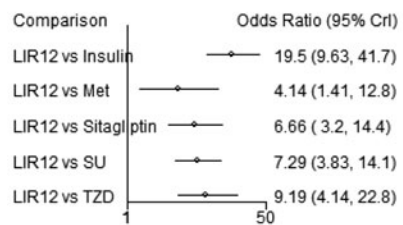
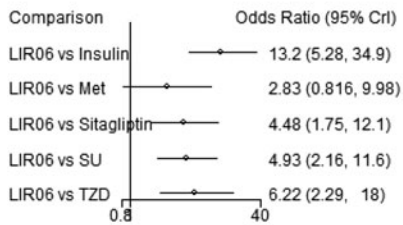
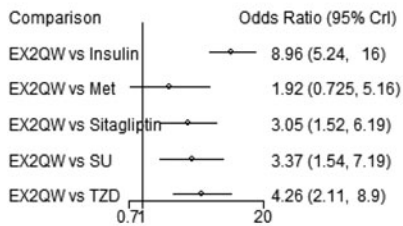

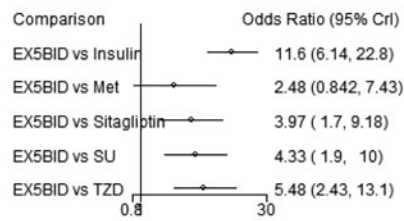
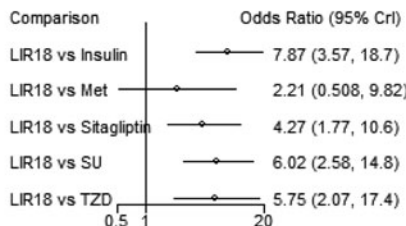
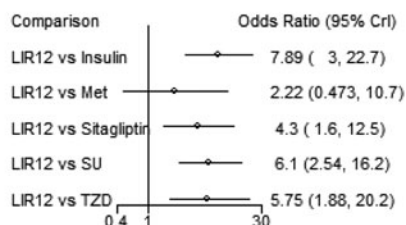

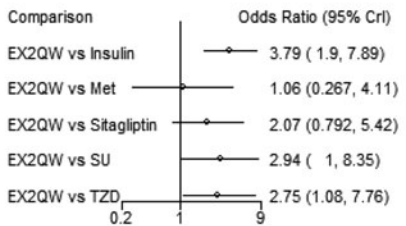
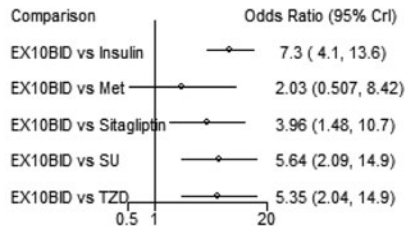





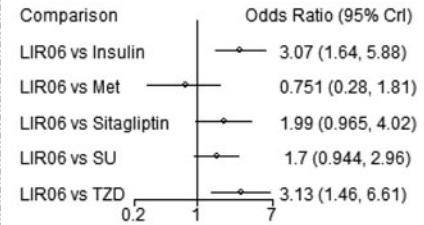
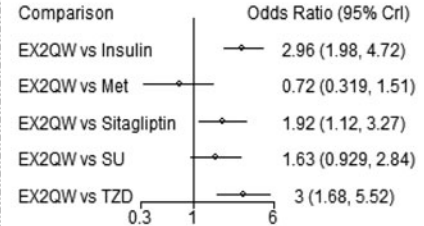

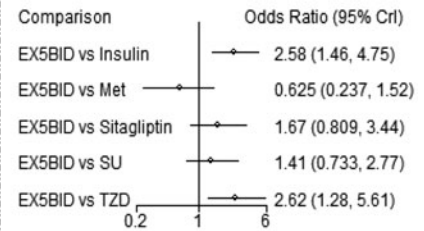
Supplementary Data



A Nausea OR (95%CI)



B Vomiting OR (95%CI)



C Diarrhea OR (95%CI)

SUPPLEMENTARY FIG. S1. Results of estimated odds ratio (95% confidence interval [CI]) of exenatide and liraglutide on major gastrointestinal adverse events versus conventional treatments. EX10BID, exenatide 10 μ g twice daily; EX2QW, exenatide 2 mg once weekly; EX5BID, exenatide 5 μ g twice daily; LIR0.6QD, liraglutide 0.6 mg once daily; LIR1.2QD, liraglutide 1.2 mg once daily; LIR1.8QD, liraglutide 1.8 mg once daily; Met, metformin; SU, sulfonylureas; TZD, thiazolidinedione.