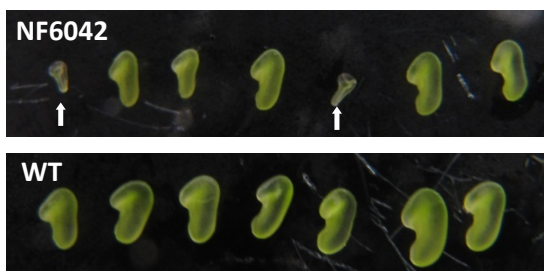
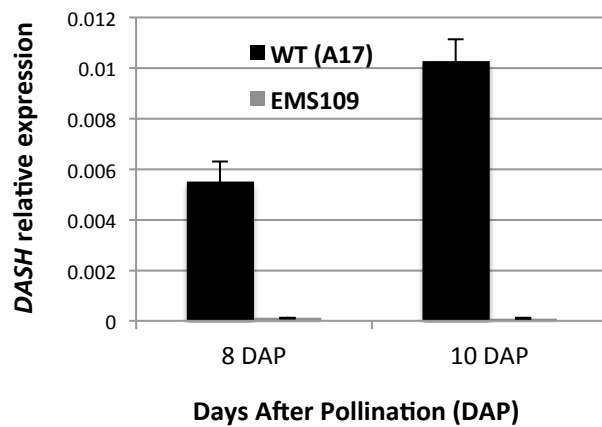
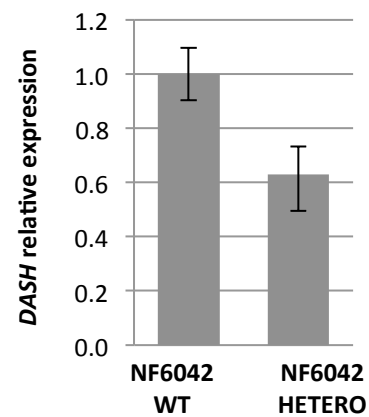


**A**

Mutant dash / + segregation		homozygous dash / dash	heterozygous dash / +	wild-type + / +	total	$\chi^2$ p-value for 2:1
EMS109	observed values	1	66	34	101	0,8632
	predicted values	0	67	34	101	
NF6042	observed values	0	79	45	124	0,4849
	predicted values	0	83	41	124	

**B**

Mutant	Genotype	Small seeds frequency (%)	Observed / total	$\chi^2$ p-value for 3:1
NF6042	+/+	4,1	7/172	2,31E-10
	+/-	28,4	105/370	0,133
EMS 109	+/+	0,5	1/181	2E-14
	+/-	27,9	33/118	0,7969

**C****D****F****E**