Figure S1

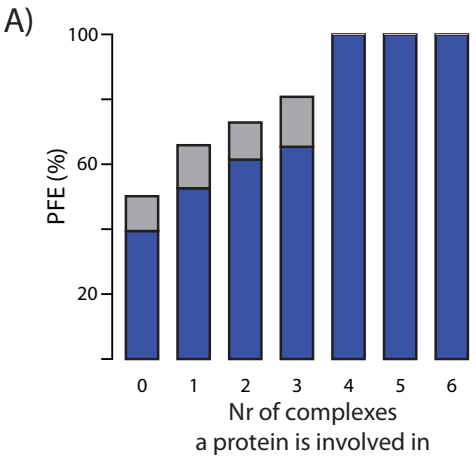
A)
100
60
20
PFE (%)
0
1
2
3
4
5
6
Nr of complexes
a protein is involved in

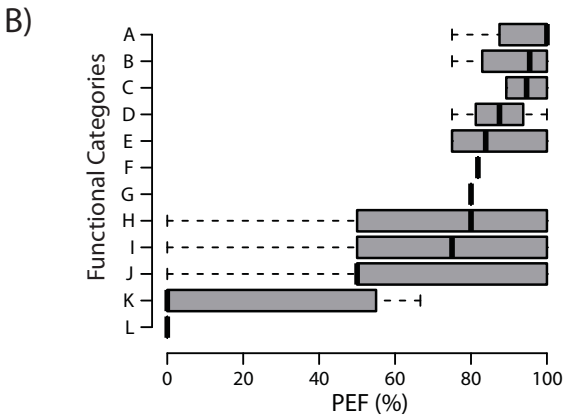
B)
Functional Categories
A
B
C
D
E
F
G
H
I
J
K
L
0
20
40
60
80
100
PEF (%)

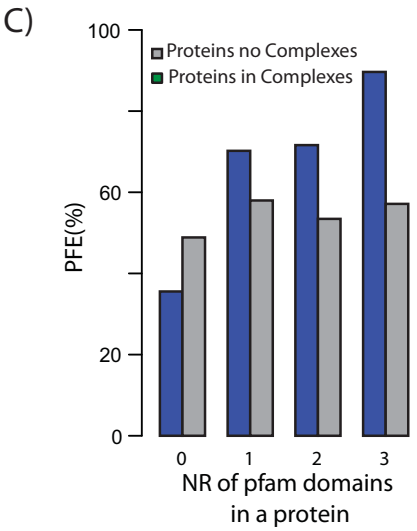
C)
100
60
20
0
PFE(%)
Proteins no Complexes
Proteins in Complexes
0
1
2
3
NR of pfam domains
in a protein

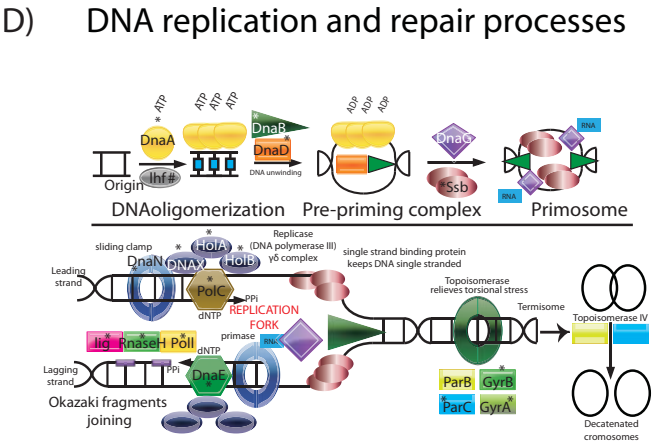
D)
DNA replication and repair processes
DnaA
Origin
Ihf
DnaB
DnaD
DNA unwinding
DnaC
Ssb
RNA
DNAoligomerization
Pre-priming complex
Primosome
sliding clamp
DnaN
DNAX
HolA
HolB
Replicase
(DNA polymerase III)
γδ complex
single strand binding protein
keeps DNA single stranded
Leading strand
PolC
dNTP
PPi
REPLICATION FORK
primase
Lig
RnaseH
PolI
Lagging strand
DnaE
Okazaki fragments joining
Topoisomerase relieves torsional stress
Termisome
Topoisomerase IV
ParB
GyrB
ParC
GyrA
Decatenated cromosomes