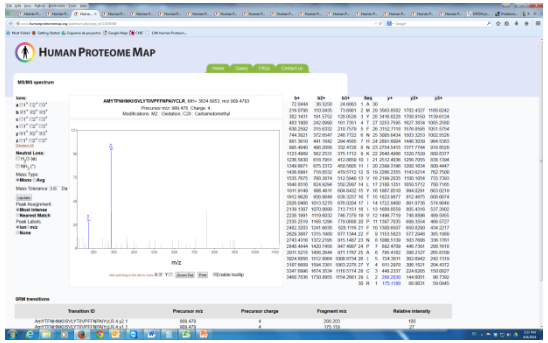
HUMAN PROTEOME MAP
Home
Query
FAQs
Contact us
MS/MS spectrum
AMYTPNHMGSVLYTMVPFNPNIYCLR, MH+: 3634.6953, m/z 909.4743
Precursor m/z: 909.475, Charge: 4
Modifications: M2: Oxidation, C25: Carbamidomethyl
Ions:
Neutral Loss:
Mass Type:
Mass Tolerance: 0.05 Da
Peak Assignment:
Peak Labels:
m/z
SRM transitions
Transition ID
Precursor m/z
Precursor charge
Fragment m/z
Relative intensity

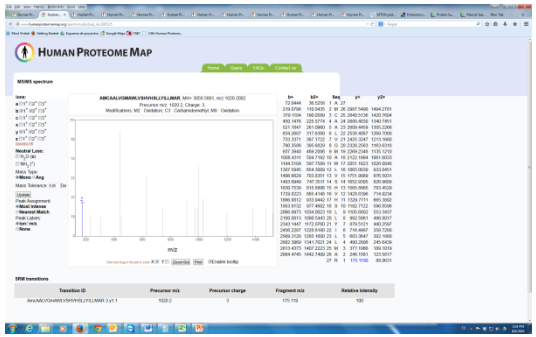
HUMAN PROTEOME MAP
Home
Query
FAQs
Contact us
MS/MS spectrum
AMCAALVGNMLVSHVHLLYLLMAR, MH+: 3056.5661, m/z 1020.0362
Precursor m/z: 1020.2, Charge: 3
Modifications: M2: Oxidation, C3: Carbamidomethyl, M9: Oxidation
Ions:
Neutral Loss:
Mass Type:
Mass Tolerance: 0.05 Da
Peak Assignment:
Peak Labels:
m/z
SRM transitions
Transition ID
Precursor m/z
Precursor charge
Fragment m/z
Relative intensity

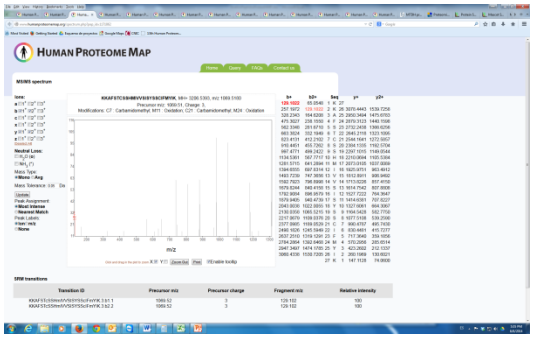
HUMAN PROTEOME MAP
Home
Query
FAQs
Contact us
MS/MS spectrum
KKAFSTCSSHMHVVSISCSFMYK, MH+: 3286.5383, m/z 1089.5100
Precursor m/z: 1089.51, Charge: 3
Modifications: C7: Carbamidomethyl, M11: Oxidation, C21: Carbamidomethyl, M24: Oxidation
Ions:
Neutral Loss:
Mass Type:
Mass Tolerance: 0.05 Da
Peak Assignment:
Peak Labels:
m/z
SRM transitions
Transition ID
Precursor m/z
Precursor charge
Fragment m/z
Relative intensity

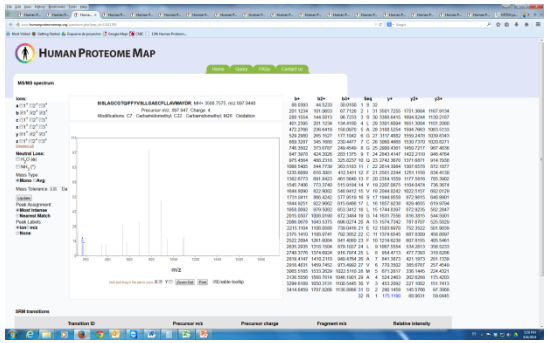
HUMAN PROTEOME MAP
Home
Query
FAQs
Contact us
MS/MS spectrum
SISLASCGSTGPFYVILLSSAECFLLAVMKYDR, MH+: 3538.7075, m/z 897.9446
Precursor m/z: 897.947, Charge: 4
Modifications: C7: Carbamidomethyl, C22: Carbamidomethyl, M29: Oxidation
Ions:
Neutral Loss:
Mass Type:
Mass Tolerance: 0.05 Da
Peak Assignment:
Peak Labels:
m/z
SRM transitions
Transition ID
Precursor m/z
Precursor charge
Fragment m/z
Relative intensity

HUMAN PROTEOME MAP
Home
Query
FAQs
Contact us
MS/MS spectrum
SNILDHFYCDRGQLLK, MH+: 1852.9203, m/z 651.5476
Precursor m/z: 651.548, Charge: 3
Modifications: C9: Carbamidomethyl
Ions:
Neutral Loss:
Mass Type:
Mass Tolerance: 0.05 Da
Peak Assignment:
Peak Labels:
m/z
SRM transitions
Transition ID
Precursor m/z
Precursor charge
Fragment m/z
Relative intensity

HUMAN PROTEOME MAP
Home
Query
FAQs
Contact us
MS/MS spectrum
TTVISHSYCEHMAVK, MH+: 1891.9041, m/z 473.7315
Precursor m/z: 473.731, Charge: 4
Modifications: C9: Carbamidomethyl, R12: Oxidation
Ions:
Neutral Loss:
Mass Type:
Mass Tolerance: 0.05 Da
Peak Assignment:
Peak Labels:
m/z
SRM transitions
Transition ID
Precursor m/z
Precursor charge
Fragment m/z
Relative intensity

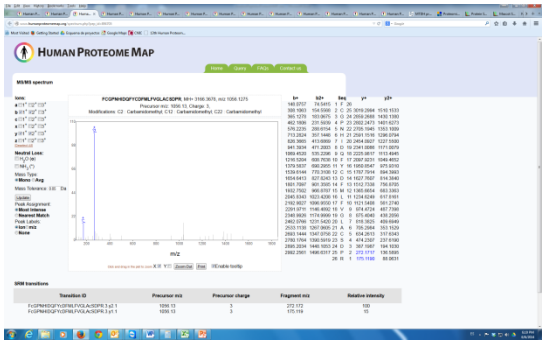
HUMAN PROTEOME MAP
Home
Query
FAQs
Contact us
MS/MS spectrum
FCGPMHDGFYCPRILPVGLACSDPR, MH+: 3166.3678, m/z 1056.1275
Precursor m/z: 1056.13, Charge: 3
Modifications: C2: Carbamidomethyl, C12: Carbamidomethyl, C22: Carbamidomethyl
Ions:
Neutral Loss:
Mass Type:
Mass Tolerance: 0.05 Da
Peak Assignment:
Peak Labels:
m/z
SRM transitions
Transition ID
Precursor m/z
Precursor charge
Fragment m/z
Relative intensity

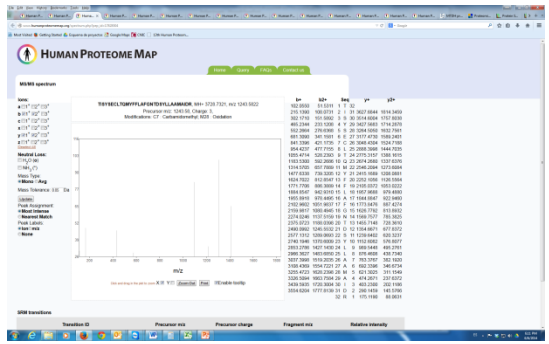
HUMAN PROTEOME MAP
Home
Query
FAQs
Contact us
MS/MS spectrum
TSYSEELTGMYYFLAFENTSYFLLAAMKDR, MH+: 3728.7321, m/z 1243.9922
Precursor m/z: 1243.99, Charge: 3
Modifications: C7: Carbamidomethyl, M24: Oxidation
Ions:
Neutral Loss:
Mass Type:
Mass Tolerance: 0.05 Da
Peak Assignment:
Peak Labels:
m/z
SRM transitions
Transition ID
Precursor m/z
Precursor charge
Fragment m/z
Relative intensity

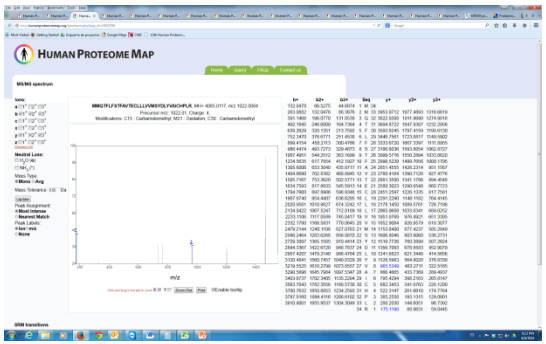
HUMAN PROTEOME MAP
Home
Query
FAQs
Contact us
MS/MS spectrum
MMQYLFSTRVTECLLLVWIIFDLYVAKCHPLR, MH+: 4065.0117, m/z 1022.5004
Precursor m/z: 1022.51, Charge: 4
Modifications: C15: Carbamidomethyl, M21: Oxidation, C30: Carbamidomethyl
Ions:
Neutral Loss:
Mass Type:
Mass Tolerance: 0.05 Da
Peak Assignment:
Peak Labels:
m/z
SRM transitions
Transition ID
Precursor m/z
Precursor charge
Fragment m/z
Relative intensity

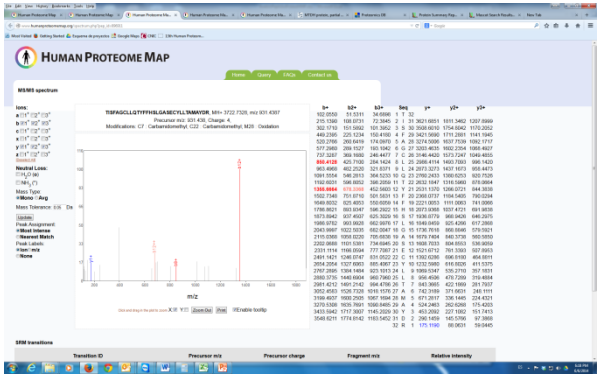
HUMAN PROTEOME MAP
MS/MS spectrum
SRM transitions

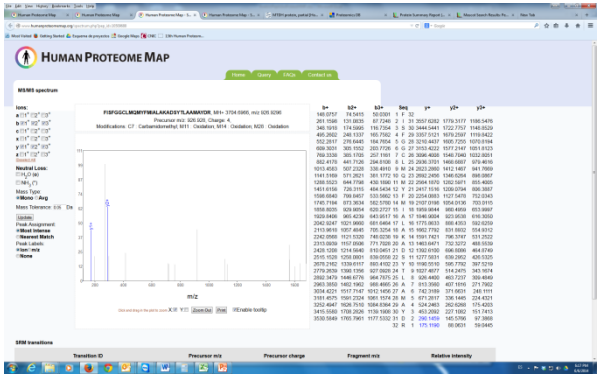
HUMAN PROTEOME MAP
MS/MS spectrum
SRM transitions

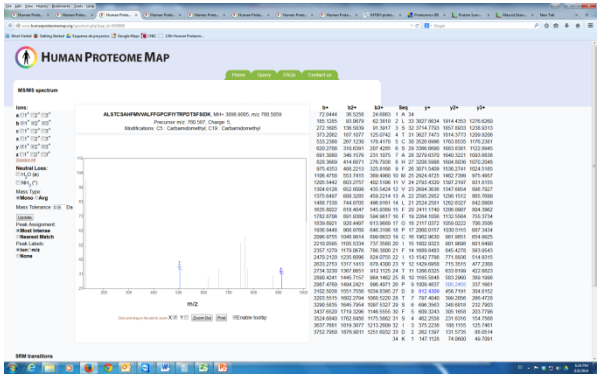
HUMAN PROTEOME MAP
MS/MS spectrum
SRM transitions

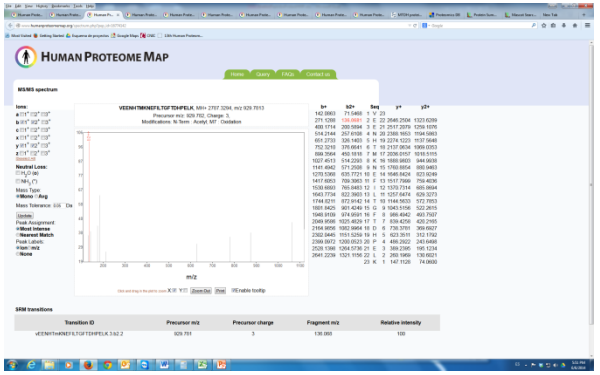
HUMAN PROTEOME MAP
MS/MS spectrum
SRM transitions

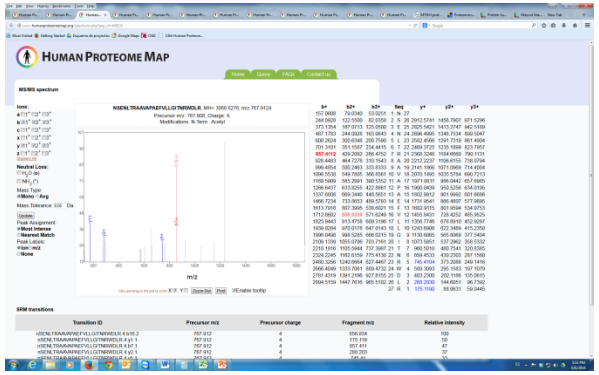
HUMAN PROTEOME MAP
MS/MS spectrum
SRM transitions

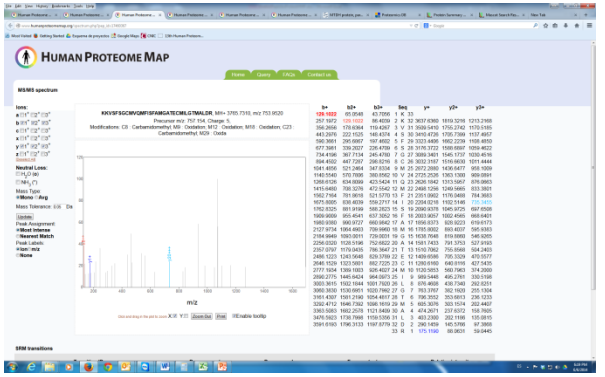
HUMAN PROTEOME MAP
MS/MS spectrum
SRM transitions

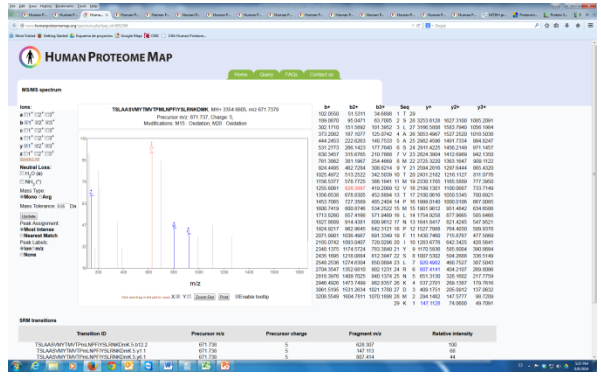
HUMAN PROTEOME MAP
MS/MS spectrum
SRM transitions

HUMAN PROTEOME MAP
MS/MS spectrum
SRM transitions

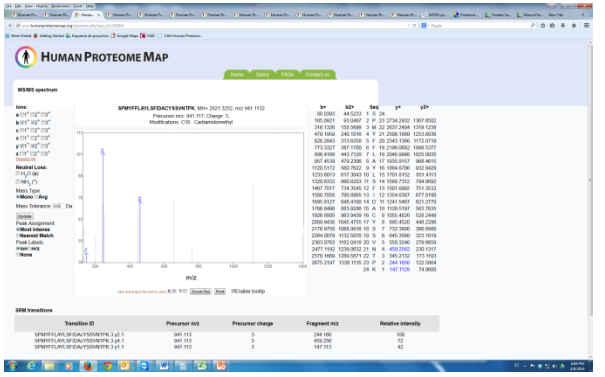
HUMAN PROTEOME MAP
MS/MS spectrum
SRM transitions

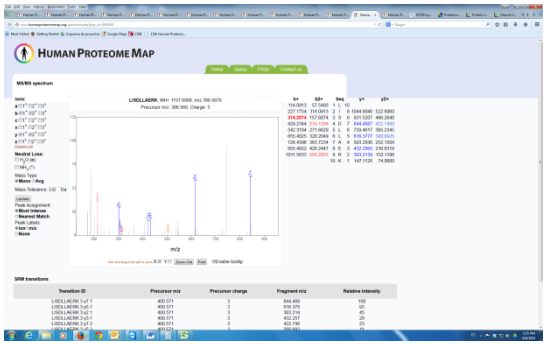
HUMAN PROTEOME MAP
MS/MS spectrum
SRM transitions

HUMAN PROTEOME MAP
MS/MS spectrum
SRM transitions

HUMAN PROTEOME MAP
MS/MS spectrum
SRM transitions

HUMAN PROTEOME MAP
MS/MS spectrum
SRM transitions

HUMAN PROTEOME MAP
MS/MS spectrum
SRM transitions

HUMAN PROTEOME MAP
MS/MS spectrum
SRM transitions

HUMAN PROTEOME MAP
MS/MS spectrum
SRM transitions

HUMAN PROTEOME MAP
MS/MS spectrum
SRM transitions

HUMAN PROTEOME MAP
MS/MS spectrum
SRM transitions

HUMAN PROTEOME MAP
MS/MS spectrum
SRM transitions

HUMAN PROTEOME MAP
MS/MS spectrum
SRM transitions

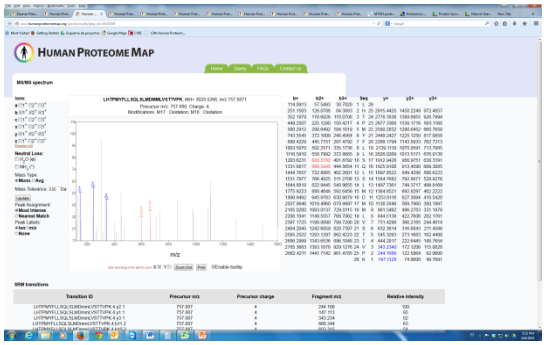
HUMAN PROTEOME MAP
MS/MS spectrum
SRM transitions

HUMAN PROTEOME MAP
MS/MS spectrum
SRM transitions

HUMAN PROTEOME MAP
MS/MS spectrum
SRM transitions

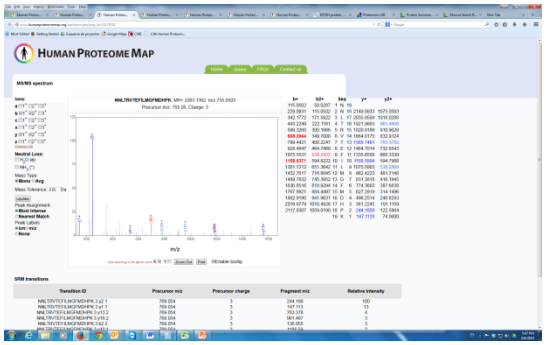
HUMAN PROTEOME MAP
MS/MS spectrum
SRM transitions

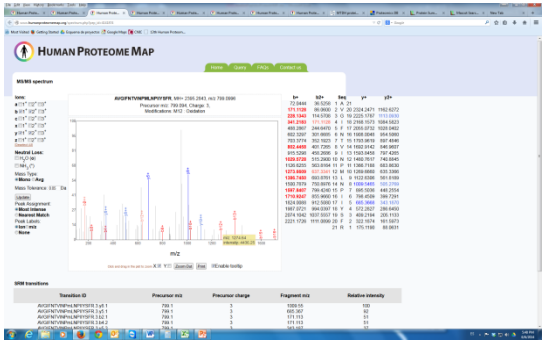
HUMAN PROTEOME MAP
MS/MS spectrum
SRM transitions

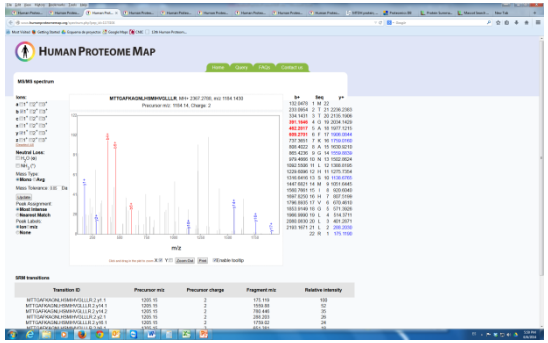
HUMAN PROTEOME MAP
MS/MS spectrum
SRM transitions

HUMAN PROTEOME MAP
MS/MS spectrum
SRM transitions

HUMAN PROTEOME MAP
MS/MS spectrum
SRM transitions

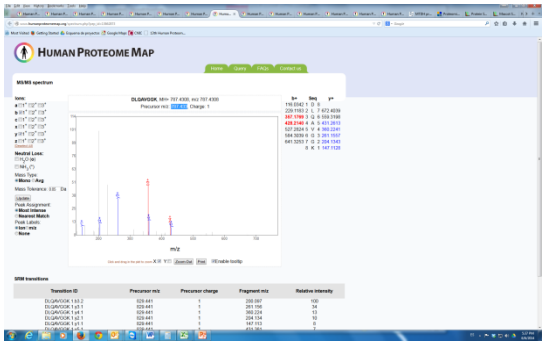
HUMAN PROTEOME MAP
MS/MS spectrum
SRM transitions

HUMAN PROTEOME MAP
MS/MS spectrum
SRM transitions

HUMAN PROTEOME MAP
MS/MS spectrum
SRM transitions

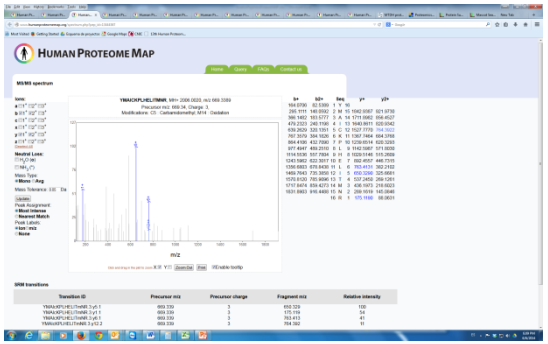
HUMAN PROTEOME MAP
MS/MS spectrum
SRM transitions

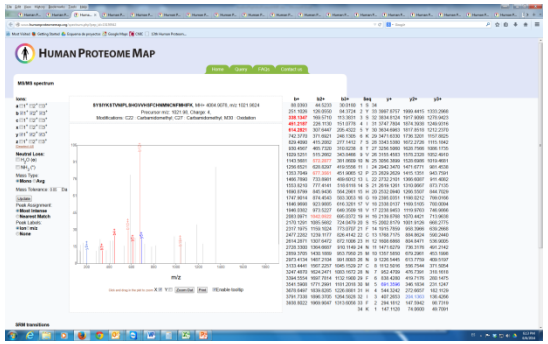
HUMAN PROTEOME MAP
MS/MS spectrum
SRM transitions

HUMAN PROTEOME MAP
MS/MS spectrum
SRM transitions