

Supporting Information

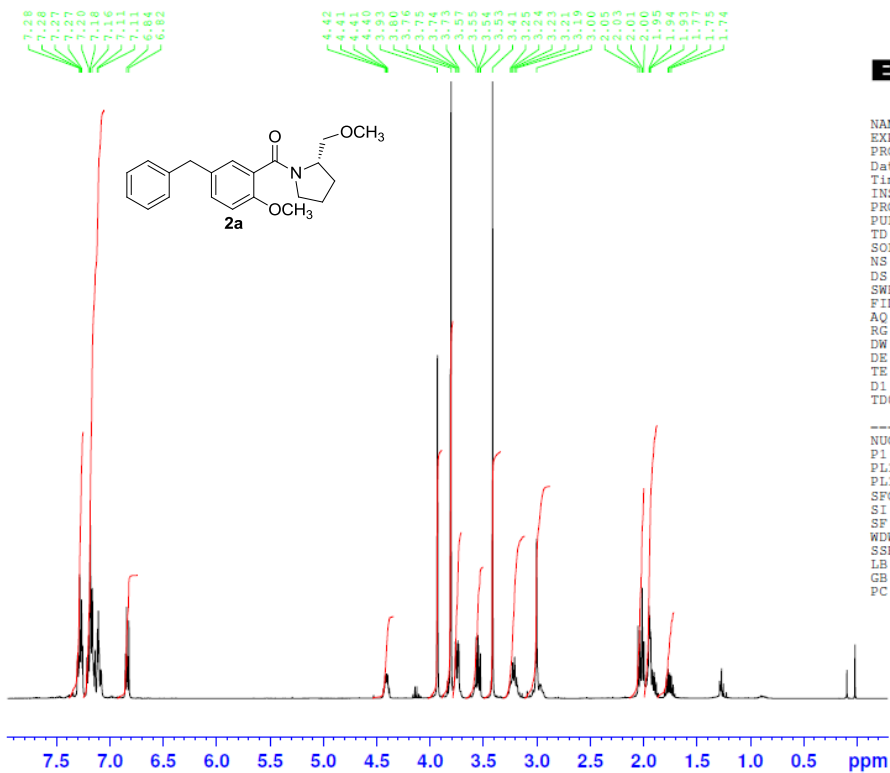
The Enantioselective Construction of Complex Tetracyclic Natural Product Skeletons with Friedel-Crafts Alkylation and Palladium-Catalyzed Cycloalkenylation Reactions

Sarah J. Burke, William P. Malachowski*, Sharan K. Mehta and Roselyn Appenteng

Department of Chemistry, Bryn Mawr College, Bryn Mawr, Pennsylvania 19010-2899 USA.

Page Number	Item
S3-S5	¹ H NMR, ¹³ C NMR and GC/MS for 2a
S6-S9	¹ H NMR, ¹³ C NMR and GC/MS for 2b
S10-S13	¹ H NMR, ¹³ C NMR and GC/MS for 2c
S14-S17	¹ H NMR, ¹³ C NMR and GC/MS for 2d
S18-S20	¹ H NMR, ¹³ C NMR and GC/MS for 2e
S21-S24	¹ H NMR, ¹³ C NMR and GC/MS for 3a
S25-S29	¹ H NMR, ¹³ C NMR and GC/MS for 3b
S30-S34	¹ H NMR, ¹³ C NMR and GC/MS for 3c
S35-S37	¹ H NMR, ¹³ C NMR and GC/MS for 3d
S38-S42	¹ H NMR, ¹³ C NMR and GC/MS for 3e
S43-S46	¹ H NMR, ¹³ C NMR and GC/MS for 4a
S47-S51	¹ H NMR, ¹³ C NMR and GC/MS for 4b
S52-S55	¹ H NMR, ¹³ C NMR and GC/MS for 4c
S56-S58	¹ H NMR, ¹³ C NMR and GC/MS for 4d
S59-S63	¹ H NMR, ¹³ C NMR and GC/MS for 4e
S64	¹ H NMR and ¹³ C NMR for 5a
S65	¹ H NMR and ¹³ C NMR for 5b
S66	¹ H NMR and ¹³ C NMR for 5c
S67	¹ H NMR and ¹³ C NMR for 5d
S68	¹ H NMR and ¹³ C NMR for 5e
S69	¹ H NMR and ¹³ C NMR for 6a
S70	¹ H NMR and ¹³ C NMR for 6b
S71	¹ H NMR and ¹³ C NMR for 6c
S72-S75	¹ H NMR, ¹³ C NMR and LC Enantioselectivity data for 6d
S76	¹ H NMR and ¹³ C NMR for 6e
S77	¹ H NMR and ¹³ C NMR for 7a
S78	¹ H NMR and ¹³ C NMR for 7b
S79	¹ H NMR and ¹³ C NMR for 7c
S80	¹ H NMR and ¹³ C NMR for 7d
S81	¹ H NMR and ¹³ C NMR for 7e
S82	¹ H NMR and ¹³ C NMR for 8a
S83	¹ H NMR and ¹³ C NMR for 8b
S84	¹ H NMR and ¹³ C NMR for 8c
S85	¹ H NMR and ¹³ C NMR for 8d
S86	¹ H NMR and ¹³ C NMR for 8e
S87-S89	¹ H NMR, ¹³ C NMR and GC/MS for 9a
S90-S92	¹ H NMR, ¹³ C NMR and GC/MS for 9b

S93-S96	¹ H NMR, ¹³ C NMR and GC/MS for 9c
S97-S99	¹ H NMR, ¹³ C NMR and GC/MS for 9d
S100-S102	¹ H NMR, ¹³ C NMR and GC/MS for 9e
S103-S106	¹ H NMR, ¹³ C NMR and GC/MS for 10a
S107-S111	¹ H NMR, ¹³ C NMR and GC/MS for 10b
S112-S115	¹ H NMR, ¹³ C NMR and GC/MS for 10c
S116-S119	¹ H NMR, ¹³ C NMR and GC/MS for 10d
S120-S123	¹ H NMR, ¹³ C NMR and GC/MS for 10e
S124	¹ H NMR and ¹³ C NMR for 11b
S125-S126	¹ H NMR and ¹³ C NMR for 11d
S127	¹ H NMR and ¹³ C NMR for 11e
S128	¹ H NMR and ¹³ C NMR for 12a
S129-S130	¹ H NMR and ¹³ C NMR for 12b
S131-S132	¹ H NMR and ¹³ C NMR for 12d
S133-S134	¹ H NMR and ¹³ C NMR for 12e
S135-S137	¹ H NMR, ¹³ C NMR and GC/MS for 13b
S138-S140	¹ H NMR, ¹³ C NMR and GC/MS for 13d
S141-S143	¹ H NMR, ¹³ C NMR and GC/MS for 13e
S144-S146	¹ H NMR, ¹³ C NMR and GC/MS for 14b
S147-S149	¹ H NMR, ¹³ C NMR and GC/MS for 14d
S150-S152	¹³ C NMR and GC/MS for 14e
S153-S156	¹ H NMR, ¹³ C NMR, GC/MS, COSY and NOESY for 15b
S157-S160	¹ H NMR, ¹³ C NMR, GC/MS, COSY and NOESY for 15d
S161-S163	¹ H NMR, ¹³ C NMR and GC/MS for 15e
S164-S167	¹ H NMR, ¹³ C NMR, GC/MS, COSY and NOESY for 16b
S168-S172	¹ H NMR, ¹³ C NMR, GC/MS, COSY, NOESY and HSQC for 16d
S173-S175	¹ H NMR, ¹³ C NMR and GC/MS for 16e
S176-S181	¹ H NMR, COSY and GC/MS for 17 and 18
S182-S187	¹ H NMR, COSY and GC/MS for 19 and 20
S188-S193	¹ H NMR, ¹³ C NMR and GC/MS for 21
S194-S198	¹ H NMR and GC/MS for 25-28
S199-S202	¹ H NMR, ¹³ C NMR, GC/MS, COSY, HSQC and NOESY for 26

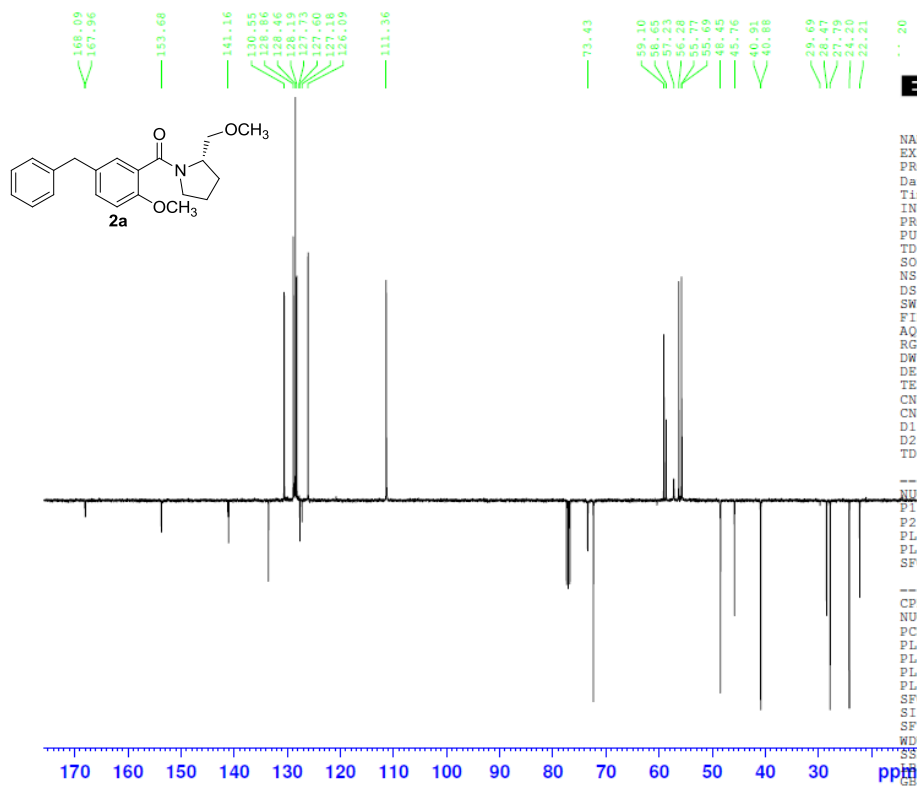


```

NAME      sjb_77_106fp4
EXPNO     1
PROCNO    1
Date_     20130617
Time      7.50
INSTRUM   spect
PROBHD    5 mm PABBO BB-
PULPROG   zq30
TD         65536
SOLVENT   CDC13
NS         16
DS         2
SWH        8223.685 Hz
FIDRES     0.125483 Hz
AQ         3.9846387 sec
RG         45.2
DW         60.800 usec
DE         6.50 usec
TE         301.2 K
D1         1.00000000 sec
TDO        1
  
```

```

----- CHANNEL f1 -----
NUC1      1H
P1        12.50 usec
PL1       -2.00 dB
PL1W      12.14226913 W
SFO1      400.1524711 MHz
SI         32768
SF         400.1500000 MHz
WDW        EM
SSB        0
LB         0.30 Hz
GB         0
PC         1.00
  
```



```

NAME      sjb_77_106fp APT2
EXPNO     1
PROCNO    1
Date_     20130617
Time      9.07
INSTRUM   spect
PROBHD    5 mm PABBO BB-
PULPROG   jmod
TD         65536
SOLVENT   CDC13
NS         1024
DS         4
SWH        24038.461 Hz
FIDRES     0.366798 Hz
AQ         1.3631988 sec
RG         203
DW         20.800 usec
DE         6.50 usec
TE         301.2 K
CNST2     145.0000000
CNST11    1.0000000
D1         2.00000000 sec
D20        0.00689655 sec
TDO        1
  
```

```

----- CHANNEL f1 -----
NUC1      13C
P1         8.00 usec
P2         16.00 usec
PL1        -2.00 dB
PL1W       56.13311005 W
SFO1       100.6278593 MHz
  
```

```

----- CHANNEL f2 -----
CPDPRG2   waltz16
NUC2       1H
PCPD2     80.00 usec
PL2        -2.00 dB
PL12       14.00 dB
PL2W      12.14226913 W
PL12W     0.30500001 W
SFO2      400.1515629 MHz
SI         32768
SF         100.6177980 MHz
WDW        EM
SSB        0
LB         1.00 Hz
GB         0
PC         1.40
  
```

Area Percent Report

Data Path : C:\msdchem\1\DATA\
Data File : sjb_77_106 fr6-10.D
Acq On : 11 Jun 2013 19:45
Operator : sjb
Sample : sjb_77_106 fr6-10
Misc :
ALS Vial : 95 Sample Multiplier: 1

Integration Parameters: autoint1.e
Integrator: ChemStation

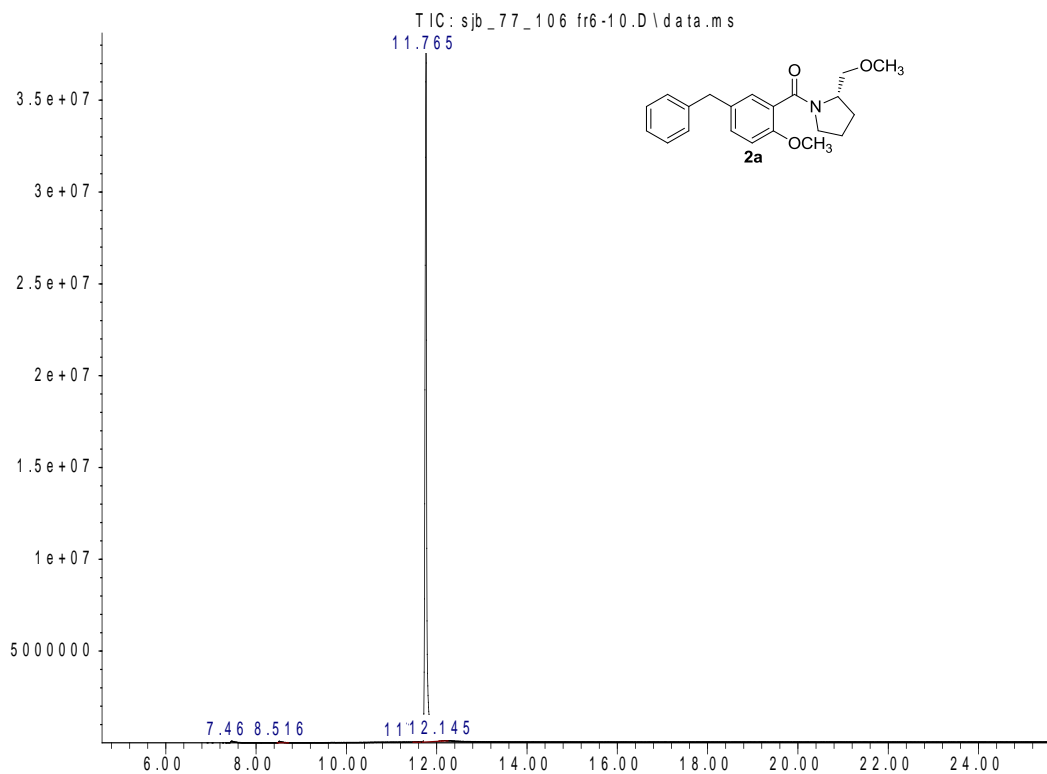
Method : C:\msdchem\1\5973N\PRECISION.M
Title :

Signal : TIC: sjb_77_106 fr6-10.D\data.ms

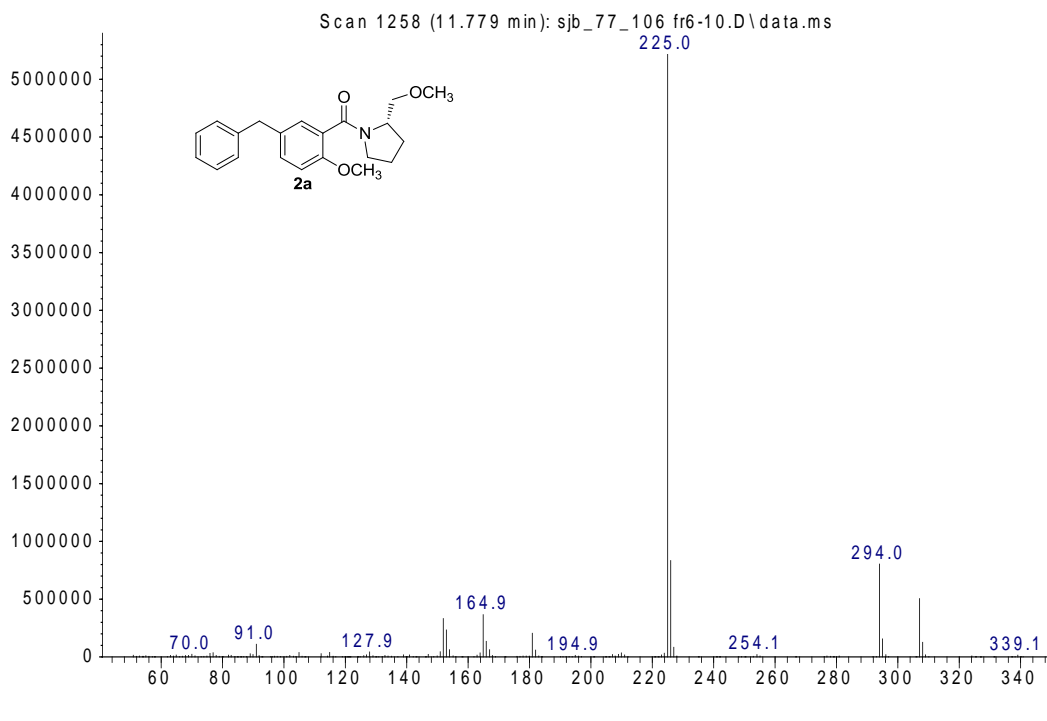
peak #	R.T. min	first scan	max scan	last scan	PK TY	peak height	corr. area	corr. % max.	% of total
1	7.462	495	503	539	BV 3	88847	5339264	0.53%	0.524%
2	8.516	679	688	720	BV 3	78689	3977198	0.40%	0.390%
3	11.592	1205	1225	1232	PV 7	20748	714829	0.07%	0.070%
4	11.765	1241	1255	1306	PV 2	38376200	1003659892	100.00%	98.448%
5	12.060	1306	1307	1314	VV 4	119329	2690695	0.27%	0.264%
6	12.107	1314	1315	1321	VV 6	81401	1599566	0.16%	0.157%
7	12.145	1321	1322	1337	VV 9	51004	1503320	0.15%	0.147%

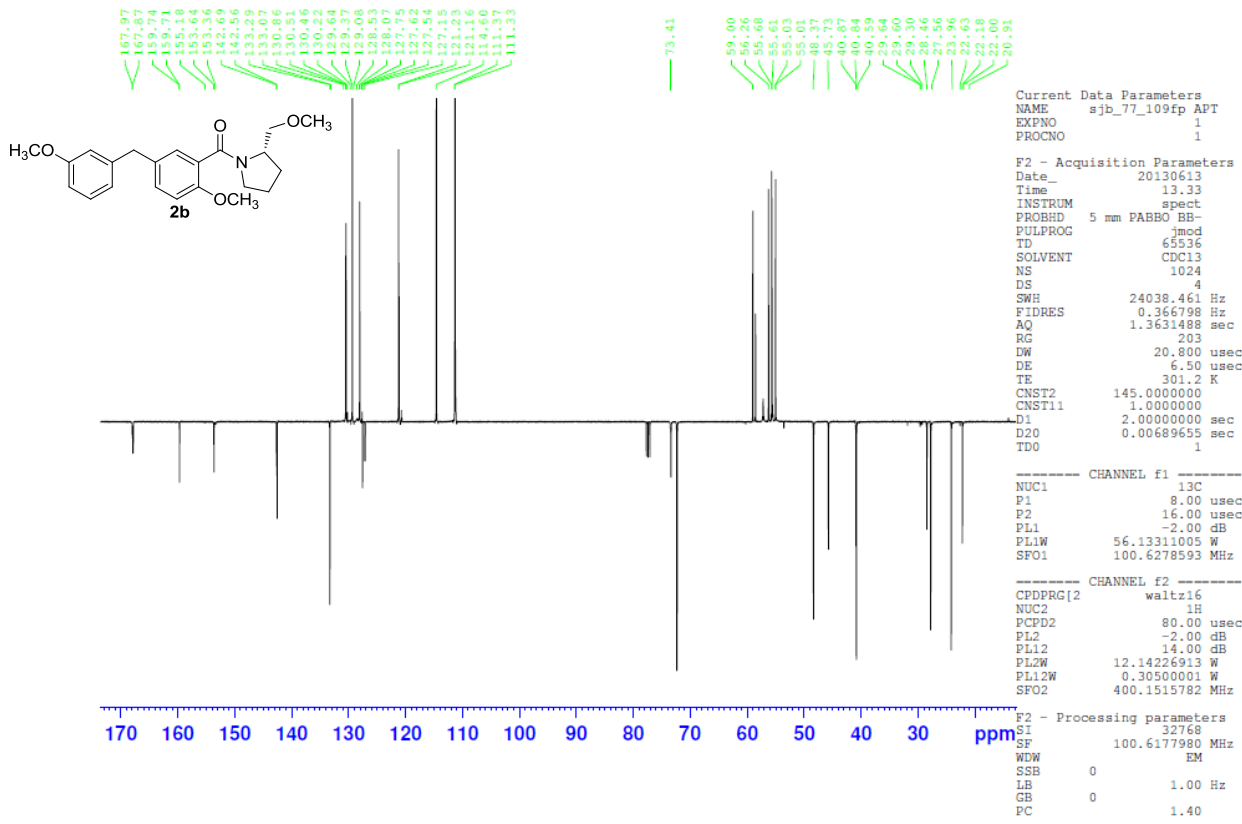
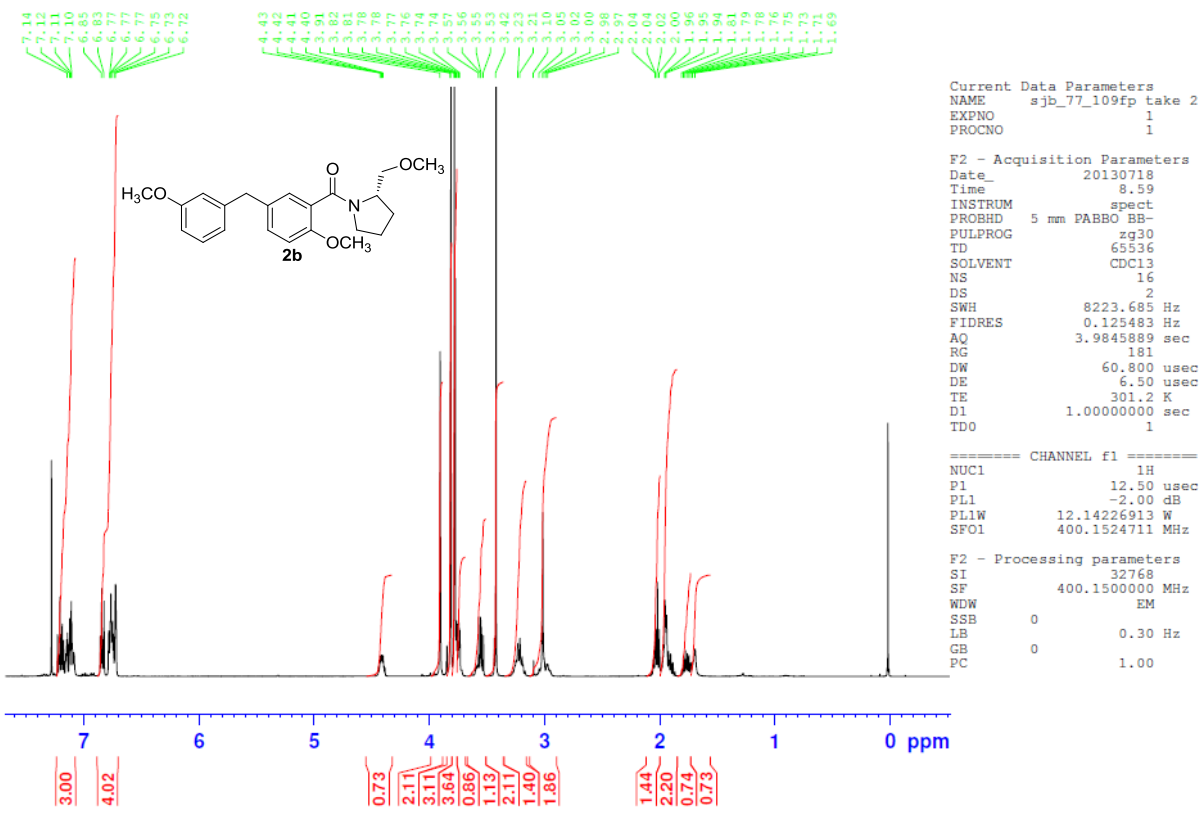
Sum of corrected areas: 1019484764

Abundance



Abundance





Area Percent Report

Data Path : C:\msdchem\1\DATA\
Data File : sjb_77_140fp.D
Acq On : 9 Jul 2013 13:36
Operator : AK
Sample : sjb_77_140fp
Misc :
ALS Vial : 80 Sample Multiplier: 1

Integration Parameters: autoint1.e
Integrator: ChemStation

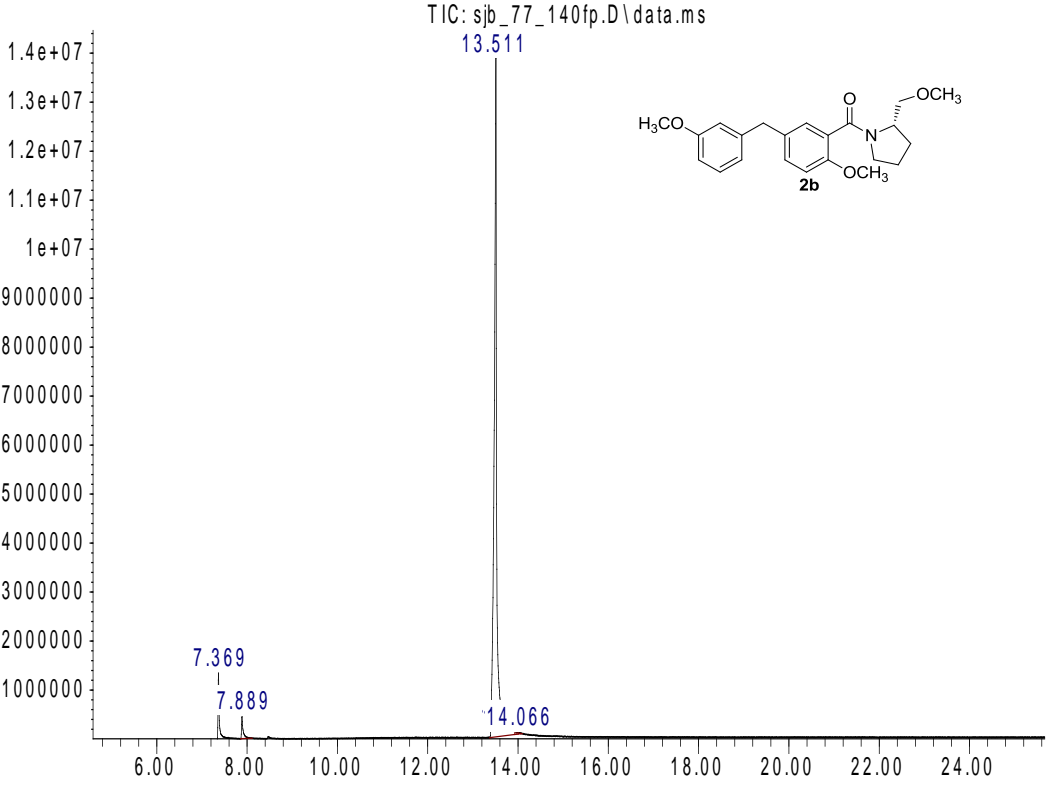
Method : C:\msdchem\1\5973N\PRECISION.M
Title :

Signal : TIC: sjb_77_140fp.D\data.ms

peak #	R.T. min	first scan	max scan	last scan	PK TY	peak height	corr. area	corr. % max.	% of total
1	7.369	479	487	520	BV	1310017	25296056	4.59%	4.282%
2	7.889	572	578	614	PV	448612	11314701	2.05%	1.916%
3	13.511	1536	1561	1634	PV	14301284	551191459	100.00%	93.314%
4	13.937	1634	1635	1642	VV 6	65507	1414234	0.26%	0.239%
5	13.986	1642	1644	1649	VV 6	40178	838374	0.15%	0.142%
6	14.025	1649	1650	1656	VV 6	31550	525723	0.10%	0.089%
7	14.066	1656	1658	1660	VV 3	14484	107248	0.02%	0.018%

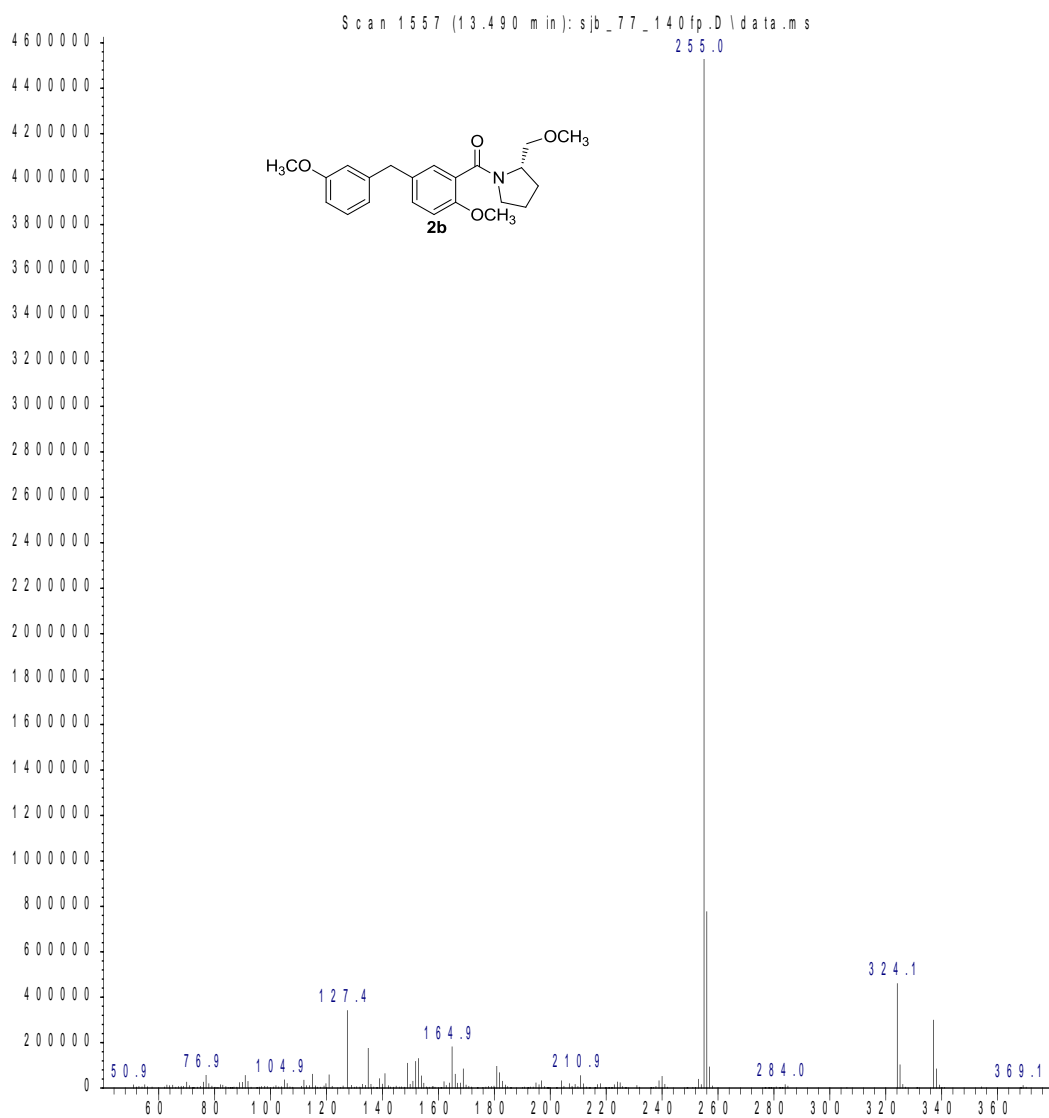
Sum of corrected areas: 590687795

Abundance

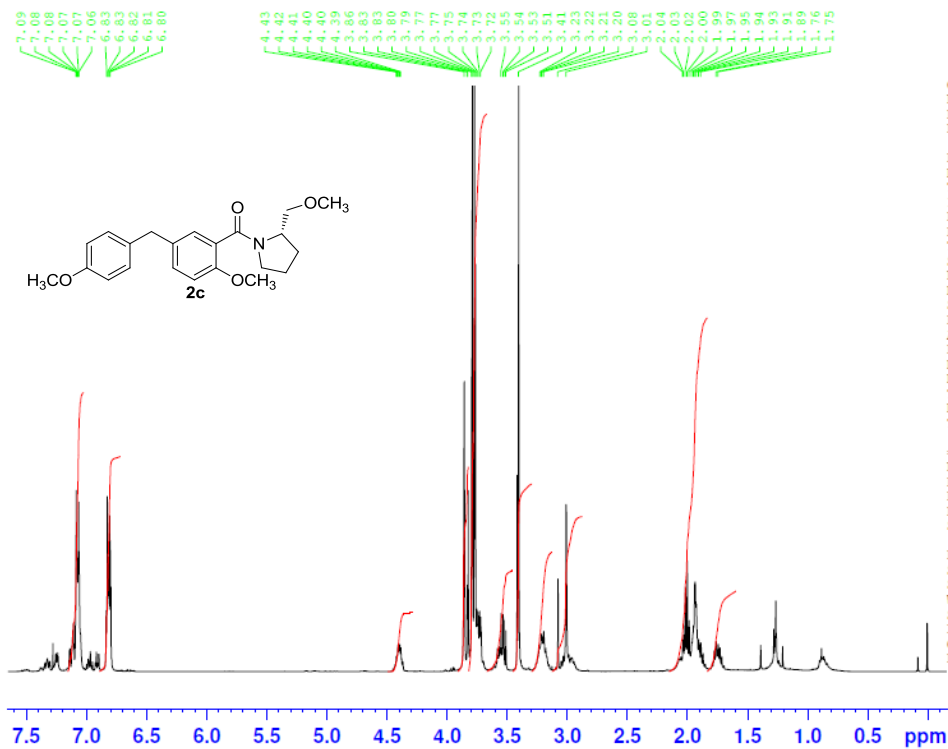


Time-->

Abundance



m/z-->

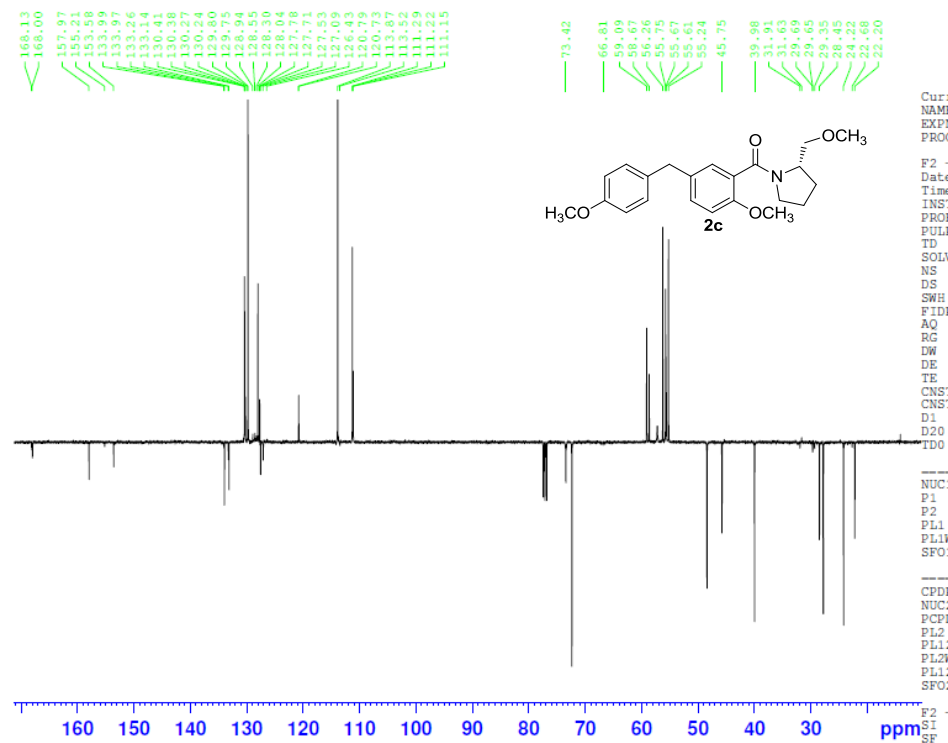


Current Data Parameters
 NAME sjb_77_190fp
 EXPNO 1
 PROCNO 1

F2 - Acquisition Parameters
 Date_ 20130910
 Time 9.08
 INSTRUM spect
 PROBHD 5 mm PABBO BB-
 PULPROG zg30
 TD 65536
 SOLVENT CDC13
 NS 16
 DS 2
 SWH 8223.685 Hz
 FIDRES 0.125483 Hz
 AQ 3.9845889 sec
 RG 40.3
 DW 60.800 usec
 DE 6.50 usec
 TE 298.2 K
 D1 1.00000000 sec
 TDO 1

==== CHANNEL f1 =====
 NUC1 1H
 P1 12.50 usec
 PL1 -2.00 dB
 PL1W 12.14226913 W
 SFO1 400.1524711 MHz

F2 - Processing parameters
 SI 32768
 SF 400.1500000 MHz
 WDW EM
 SSB 0
 LB 0.30 Hz
 GB 0
 PC 1.00



Current Data Parameters
 NAME sjb_77_190fp APT2
 EXPNO 1
 PROCNO 1

F2 - Acquisition Parameters
 Date_ 20130923
 Time 10.38
 INSTRUM spect
 PROBHD 5 mm PABBO BB-
 PULPROG jmod
 TD 65536
 SOLVENT CDC13
 NS 1024
 DS 4
 SWH 24038.461 Hz
 FIDRES 0.366798 Hz
 AQ 1.3631488 sec
 RG 203
 DW 20.800 usec
 DE 6.50 usec
 TE 298.2 K
 CNST2 145.0000000
 CNST11 1.0000000
 D1 2.00000000 sec
 D20 0.00689655 sec
 TDO 1

==== CHANNEL f1 =====
 NUC1 13C
 P1 8.00 usec
 P2 16.00 usec
 PL1 -2.00 dB
 PL1W 56.13311005 W
 SFO1 100.6278593 MHz

==== CHANNEL f2 =====
 CPDPRG[2] waltz16
 NUC2 1H
 PCPD2 75.00 usec
 PL2 -2.00 dB
 PL12 13.39 dB
 PL2W 12.14226913 W
 PL12W 0.35099408 W
 SFO2 400.1514874 MHz

F2 - Processing parameters
 SI 32768
 SF 100.6177980 MHz
 WDW EM
 SSB 0
 LB 1.00 Hz
 GB 0
 PC 1.40

Area Percent Report

Data Path : C:\msdchem\1\DATA\
Data File : sjb_77_190fp.D
Acq On : 10 Sep 2013 9:25
Operator : sjb
Sample : sjb_77_190fp
Misc :
ALS Vial : 85 Sample Multiplier: 1

Integration Parameters: autoint1.e
Integrator: ChemStation

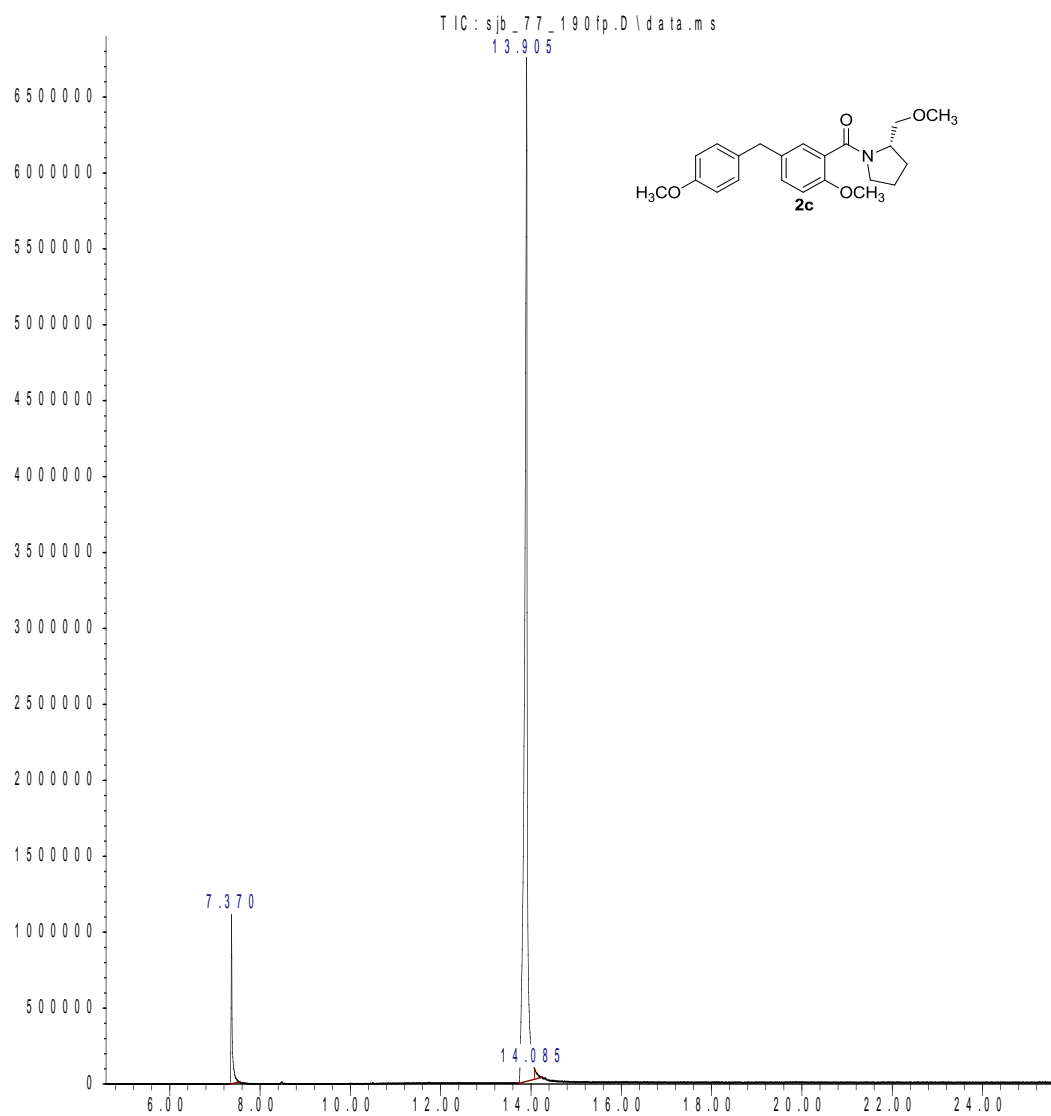
Method : C:\msdchem\1\5973N\PRECISION.M
Title :

Signal : TIC: sjb_77_190fp.D\data.ms


peak #	R.T. min	first scan	max scan	last scan	PK TY	peak height	corr. area	corr. % max.	% of total
1	7.370	481	487	517	BV	1069928	19231620	7.04%	6.523%
2	13.905	1598	1629	1660	BV	6770640	273181350	100.00%	92.651%
3	14.085	1660	1661	1687	VV 6	69181	2435562	0.89%	0.826%

Sum of corrected areas: 29484853

Abundance



Abundance



m/z-->

Area Percent Report

Data Path : C:\msdchem\1\DATA\
Data File : sjb_81_015fp2.D
Acq On : 11 Oct 2013 15:54
Operator : sjb
Sample : sjb_81_015fp2
Misc :
ALS Vial : 90 Sample Multiplier: 1

Integration Parameters: atuneWPMMar14.e
Integrator: ChemStation

Method : C:\msdchem\1\METHODS\ckr3.m
Title :

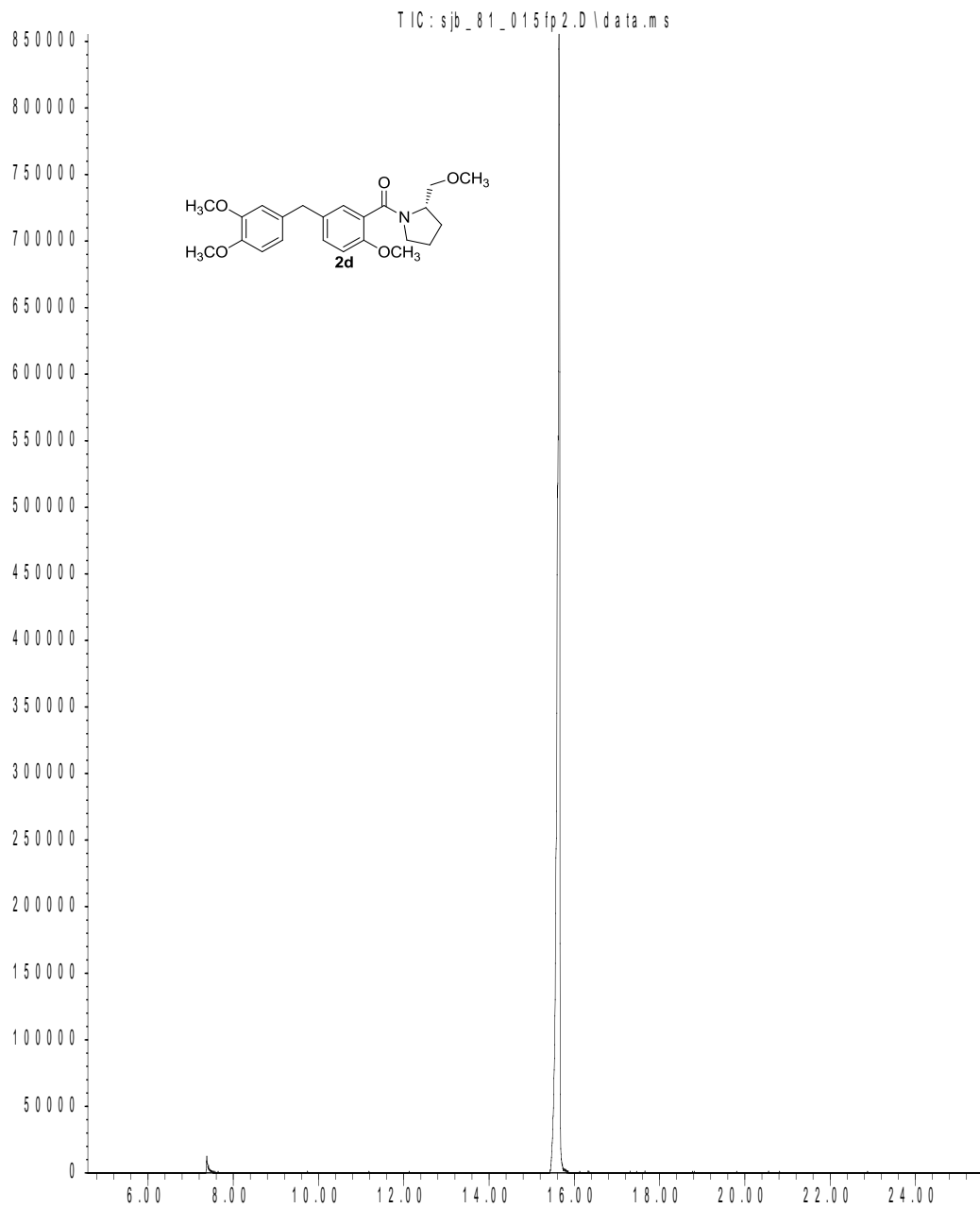
Signal : TIC: sjb_81_015fp2.D\data.ms

peak #	R.T. min	first scan	max scan	last scan	PK TY	peak height	corr. area	corr. % max.	% of total
1	15.643	1895	1933	1951	BV	864446	36310266	100.00%	100.000%

Sum of corrected areas: 36310266

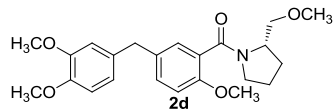
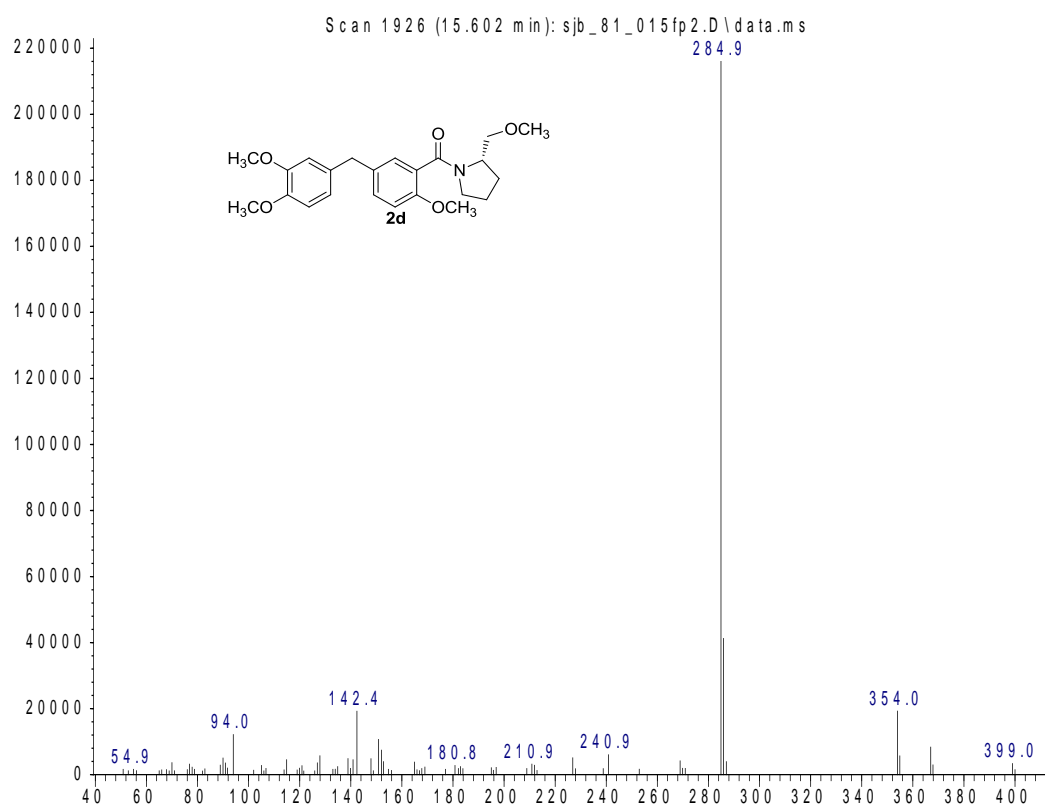
ckr3.m Wed Mar 19 11:39:48 2014

Abundance

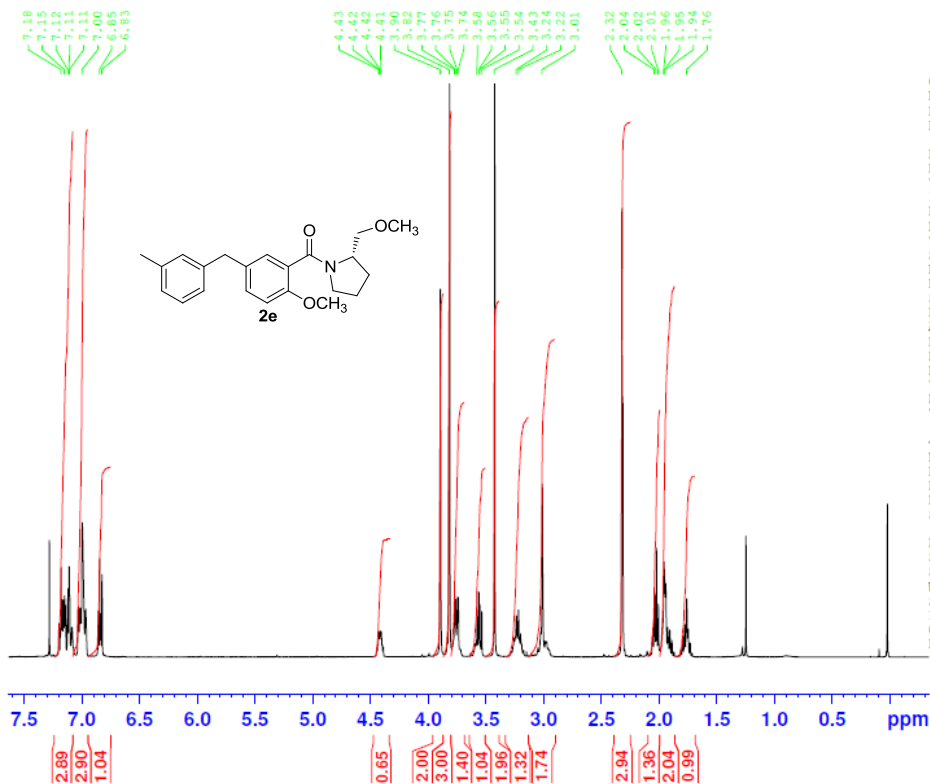


Time -->

Abundance



m/z-->

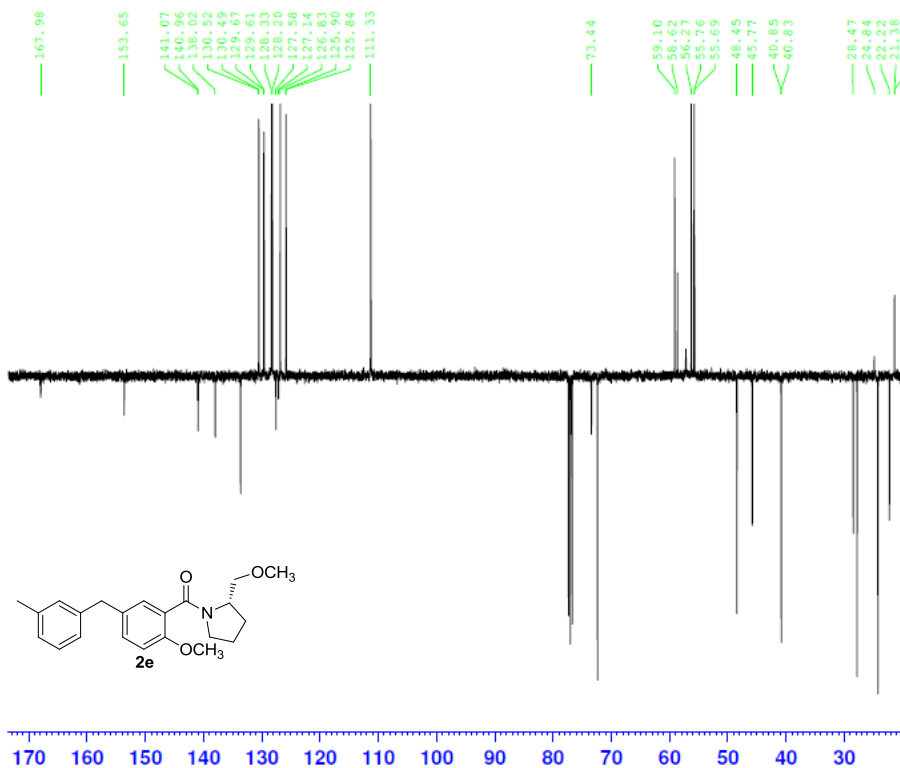


Current Data Parameters
 NAME sjb_77_139fp2
 EXPNO 1
 PROCNO 1

F2 - Acquisition Parameters
 Date_ 20130716
 Time 7.46
 INSTRUM spect
 PROBHD 5 mm PABBO BB-
 PULPROG zg30
 TD 65536
 SOLVENT CDCl3
 NS 16
 DS 2
 SWH 8223.685 Hz
 FIDRES 0.125483 Hz
 AQ 3.9845889 sec
 RG 128
 DW 60.800 usec
 DE 6.50 usec
 TE 301.2 K
 D1 1.00000000 sec
 TDO 1

CHANNEL f1
 NUC1 1H
 P1 12.50 usec
 PL1 -2.00 dB
 PL1W 12.14226913 W
 SFO1 400.1524711 MHz

F2 - Processing parameters
 SI 32768
 SF 400.1500000 MHz
 WDW EM
 SSB 0
 LB 0.30 Hz
 GB 0
 PC 1.00



Current Data Parameters
 NAME sjb_77_139fp AP13
 EXPNO 1
 PROCNO 1

F2 - Acquisition Parameters
 Date_ 20130716
 Time 8.42
 INSTRUM spect
 PROBHD 5 mm PABBO BB-
 PULPROG jmod
 TD 65536
 SOLVENT CDCl3
 NS 775
 DS 4
 SWH 24038.461 Hz
 FIDRES 0.366798 Hz
 AQ 1.3631488 sec
 RG 203
 DW 20.800 usec
 DE 6.50 usec
 TE 301.2 K
 CNST2 145.0000000
 CNST11 1.0000000
 D1 2.00000000 sec
 D20 0.00689655 sec
 TDO 1

CHANNEL f1
 NUC1 13C
 P1 8.00 usec
 P2 16.00 usec
 PL1 -2.00 dB
 PL1W 56.13311005 W
 SFO1 100.6278593 MHz

CHANNEL f2
 CPDPRG2 waltz16
 NUC2 1H
 PCPD2 80.00 usec
 PL2 -2.00 dB
 PL12 14.00 dB
 PL2W 12.14226913 W
 PL12W 0.30500001 W
 SFO2 400.1517609 MHz

F2 - Processing parameters
 SI 32768
 SF 100.6177980 MHz
 WDW EM
 SSB 0
 LB 1.00 Hz
 GB 0
 PC 1.40

Area Percent Report

Data Path : C:\msdchem\1\DATA\
Data File : sjb_77_139fp.D
Acq On : 8 Jul 2013 9:53
Operator : ep
Sample : sjb_77_139fp
Misc :
ALS Vial : 90 Sample Multiplier: 1

Integration Parameters: autoint1.e
Integrator: ChemStation

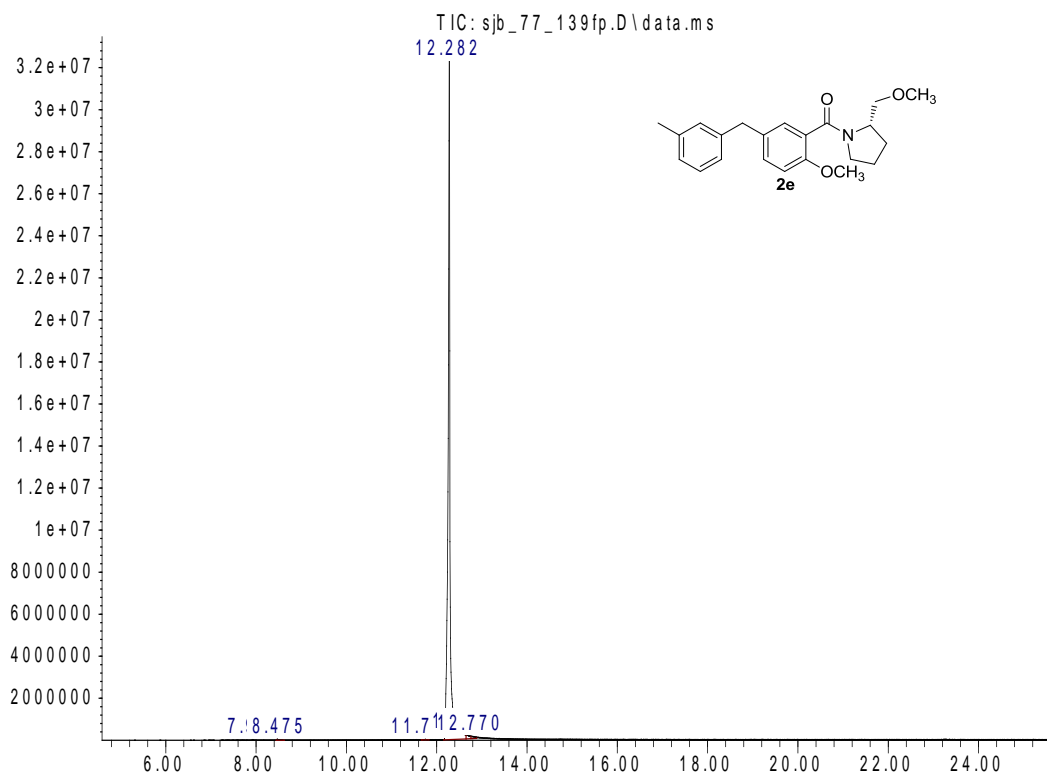
Method : C:\msdchem\1\5973N\PRECISION.M
Title :

Signal : TIC: sjb_77_139fp.D\data.ms

peak #	R.T. min	first scan	max scan	last scan	PK TY	peak height	corr. area	corr. % max.	% of total
1	7.929	561	585	599	BV	28577	573288	0.06%	0.056%
2	8.475	675	680	704	BV 3	44818	1476917	0.15%	0.144%
3	11.749	1236	1253	1264	PV 4	20623	556794	0.06%	0.054%
4	12.282	1323	1346	1410	PV 2	33061394	1005291419	100.00%	98.150%
5	12.662	1410	1412	1429	VV 8	191146	9977408	0.99%	0.974%
6	12.770	1429	1431	1452	VB 8	109101	6364368	0.63%	0.621%

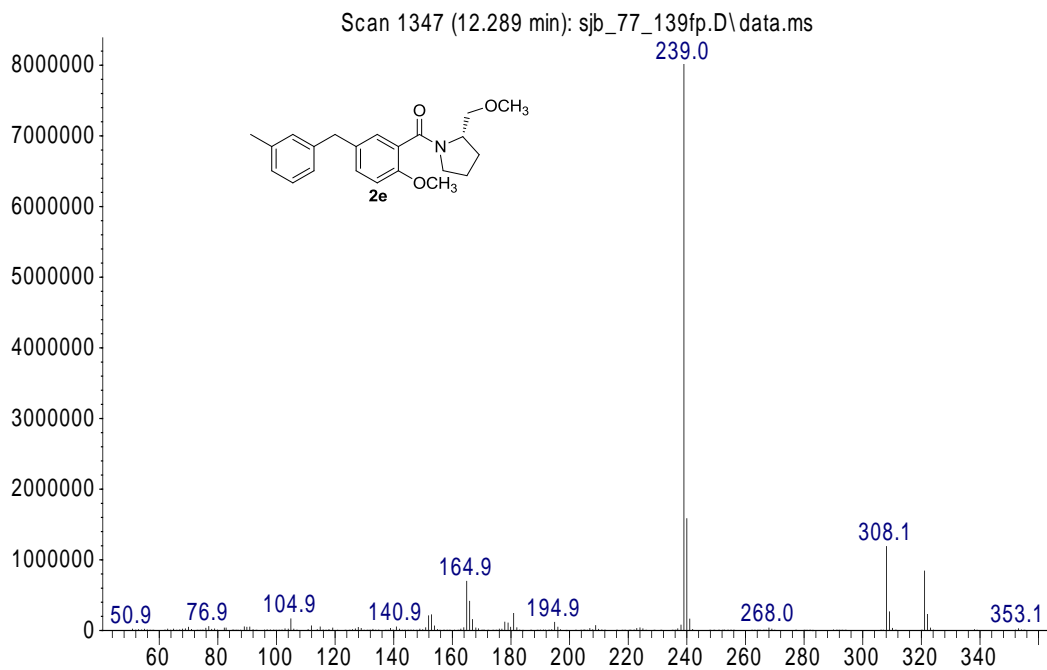
Sum of corrected areas: 1024240193

Abundance

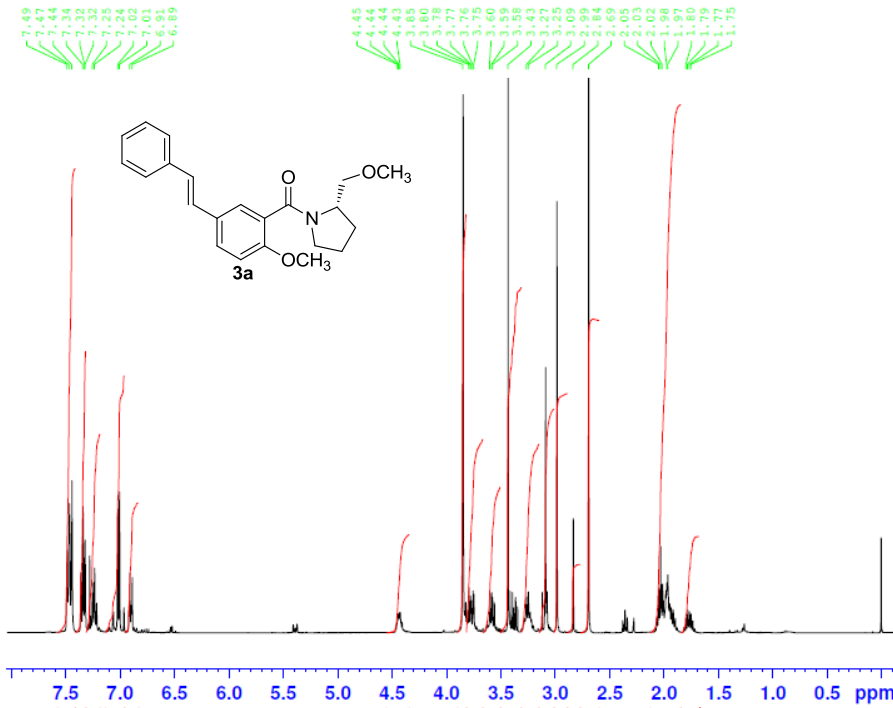


Time-->

Abundance

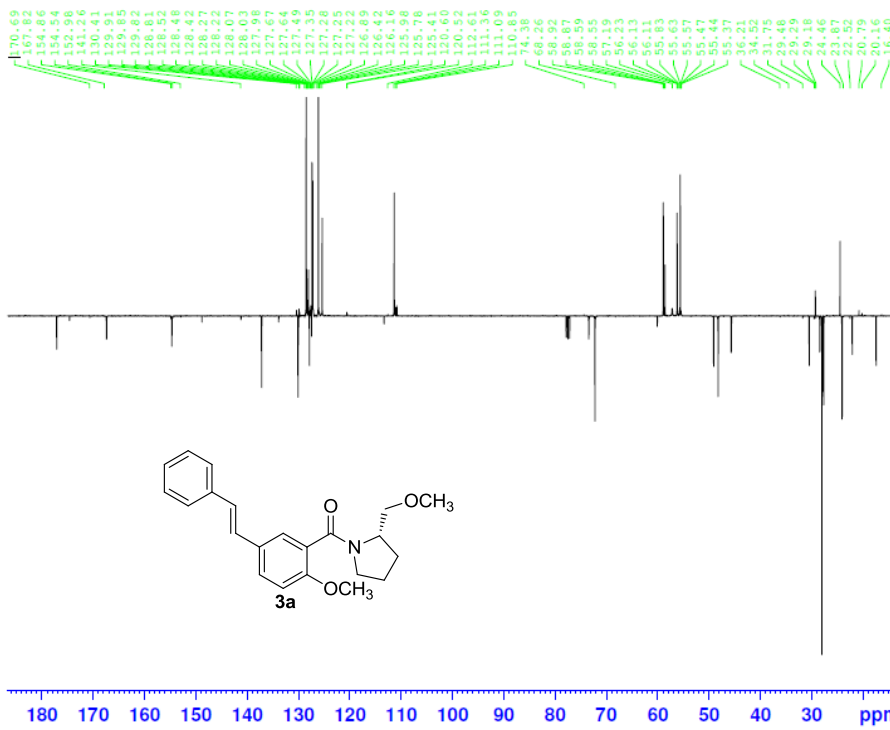


m/z-->



NAME sjb_74_196
EXPNO 1
PROCNO 1
Date_ 20130712
Time 8.37
INSTRUM spect
PROBHD 5 mm PABBO BB-
PULPROG zg30
TD 65536
SOLVENT CDCl3
NS 16
DS 2
SWH 8223.685 Hz
FIDRES 0.125483 Hz
AQ 3.9846387 sec
RG 50.8
DW 60.800 usec
DE 6.50 usec
TE 301.2 K
D1 1.00000000 sec
TDO 1

----- CHANNEL f1 -----
NUC1 1H
P1 12.50 usec
PL1 -2.00 dB
PL1W 12.14226913 W
SFO1 400.1524711 MHz
SI 32768
SF 400.1500000 MHz
WDW EM
SSB 0
LB 0.30 Hz
GB 0
PC 1.00



NAME sjb_74_196fpAPT
EXPNO 1
PROCNO 1
Date_ 20121107
Time 10.01
INSTRUM spect
PROBHD 5 mm PABBO BB-
PULPROG jmod
TD 65536
SOLVENT CDCl3
NS 704
DS 4
SWH 17482.518 Hz
FIDRES 0.266762 Hz
AQ 1.8743796 sec
RG 203
DW 28.600 usec
DE 6.50 usec
TE 301.2 K
CNST2 145.0000000
CNST11 1.0000000
D1 2.00000000 sec
D20 0.00689655 sec
TDO 1

----- CHANNEL f1 -----
NUC1 13C
P1 8.00 usec
P2 16.00 usec
PL1 -2.00 dB
PL1W 56.13311005 W
SFO1 100.6278332 MHz

----- CHANNEL f2 -----
CPDPRG2 waltz16
NUC2 1H
PCPD2 80.00 usec
PL2 -2.00 dB
PL12 14.00 dB
PL2W 12.14226913 W
PL12W 0.30500001 W
SFO2 400.1514494 MHz
SI 32768
SF 100.6177980 MHz
WDW EM
SSB 0
LB 1.00 Hz
GB 0
PC 1.40

Area Percent Report

Data Path : C:\msdchem\1\DATA\
Data File : sjb_74_196fp.D
Acq On : 6 Nov 2012 17:26
Operator : sjb
Sample : sjb_74_196fp
Misc :
ALS Vial : 5 Sample Multiplier: 1

Integration Parameters: autoint1.e
Integrator: ChemStation

Method : C:\msdchem\1\METHODS\JMB2.m
Title :

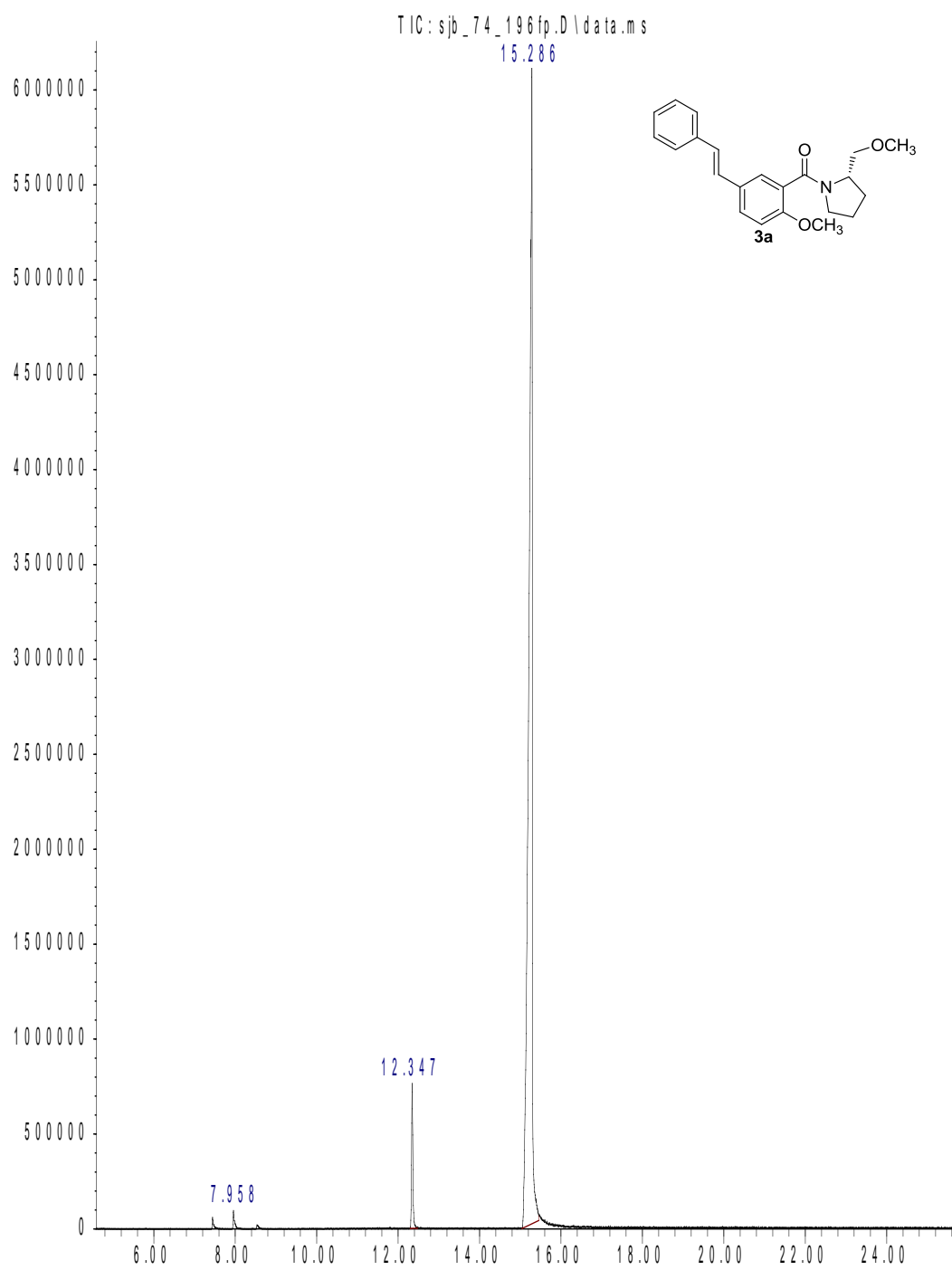
Signal : TIC: sjb_74_196fp.D\data.ms

peak #	R.T. min	first scan	max scan	last scan	PK TY	peak height	corr. area	corr. % max.	% of total
1	7.958	585	590	614	BV	93249	2391488	0.67%	0.638%
2	12.347	1348	1357	1377	BV 2	754583	16444164	4.62%	4.385%
3	15.286	1828	1871	1901	BV	6269080	356146758	100.00%	94.977%

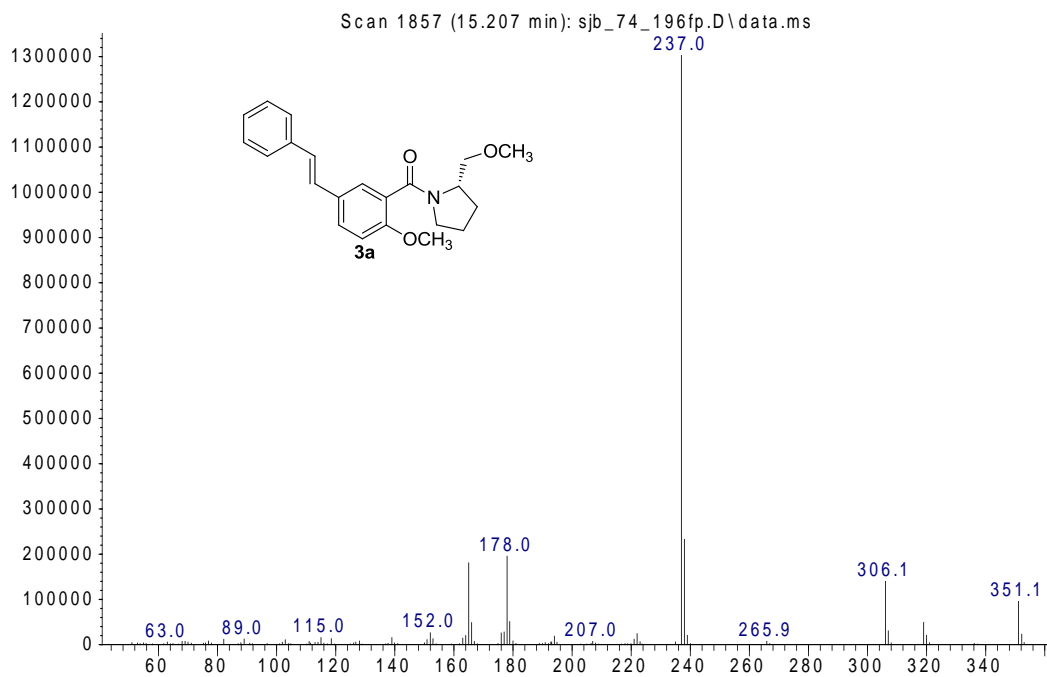
Sum of corrected areas: 374982409

JMB2.m Mon Nov 12 09:46:30 2012

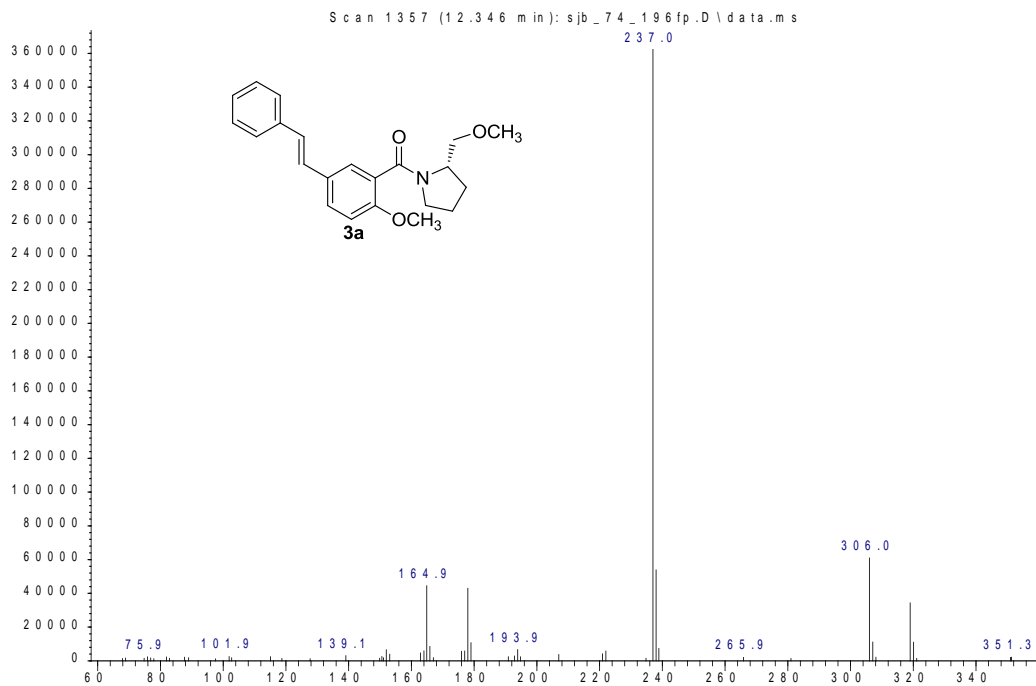
Abundance



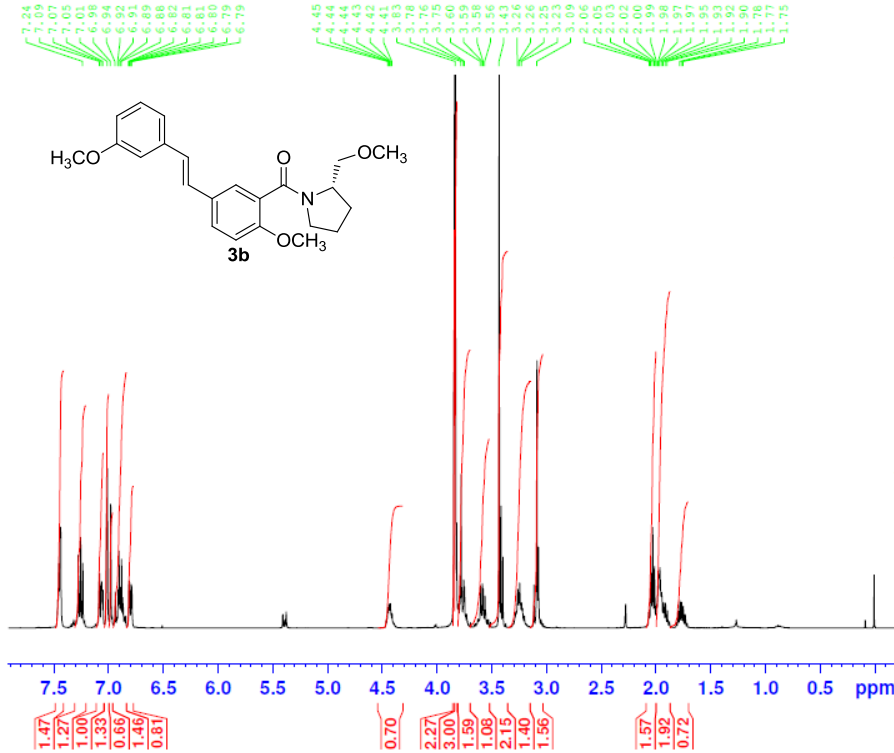
Abundance



m/z-->
Abundance

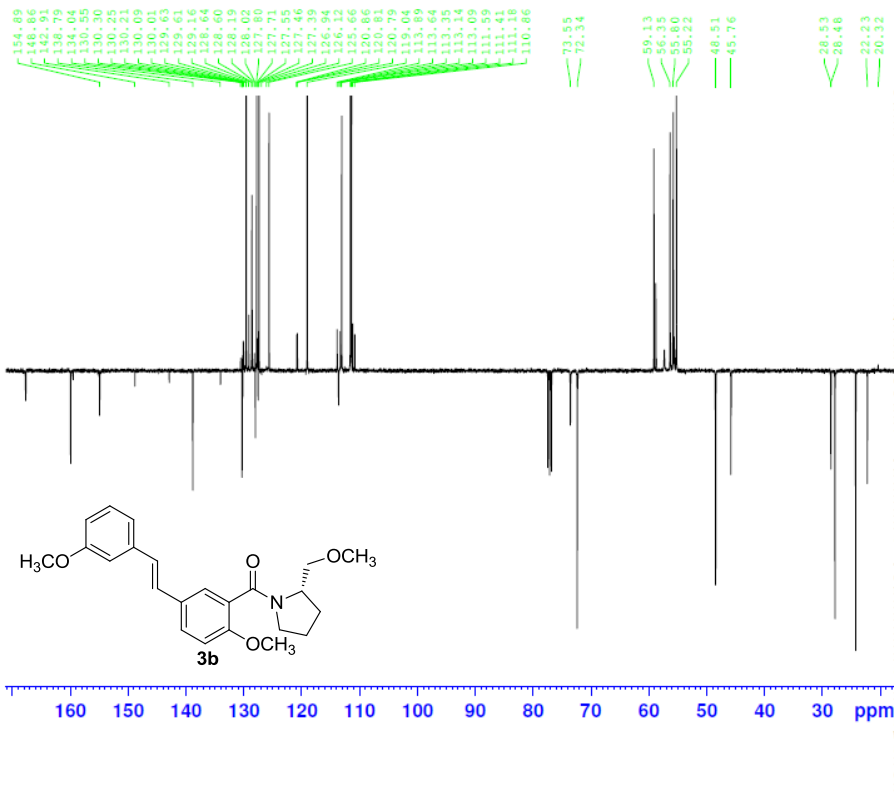


m/z-->



```
NAME sjb_77_149fp take 2
EXPNO 1
PROCNO 1
Date_ 20130718
Time 7.46
INSTRUM spect
PROBHD 5 mm PABBO BB-
PULPROG zg30
TD 65536
SOLVENT CDCl3
NS 16
DS 2
SWH 8223.685 Hz
FIDRES 0.125483 Hz
AQ 3.9846387 sec
RG 40.3
DW 60.800 usec
DE 6.50 usec
TE 301.2 K
D1 1.00000000 sec
TD0 1
```

```
----- CHANNEL f1 -----
NUC1 1H
P1 12.50 usec
PL1 -2.00 dB
PL1W 12.14226913 W
SFO1 400.1524711 MHz
SI 32768
SF 400.1500000 MHz
WDW EM
SSB 0
LB 0.30 Hz
GB 0
PC 1.00
```



```
Current Data Parameters
NAME sjb_77_149fp APT
EXPNO 1
PROCNO 1
```

```
F2 - Acquisition Parameters
Date_ 20130718
Time 8.47
INSTRUM spect
PROBHD 5 mm PABBO BB-
PULPROG jmod
TD 65536
SOLVENT CDCl3
NS 987
DS 4
SWH 24038.461 Hz
FIDRES 0.366798 Hz
AQ 1.3631488 sec
RG 203
DW 20.800 usec
DE 6.50 usec
TE 301.2 K
CNST2 145.0000000
CNST11 1.0000000
D1 2.00000000 sec
D20 0.00689655 sec
TD0 1
```

```
----- CHANNEL f1 -----
NUC1 13C
P1 8.00 usec
P2 16.00 usec
PL1 -2.00 dB
PL1W 56.13311005 W
SFO1 100.6278593 MHz
```

```
----- CHANNEL f2 -----
CPDPRG2 waltz16
NUC2 1H
PCPD2 80.00 usec
PL2 -2.00 dB
PL12 14.00 dB
PL2W 12.14226913 W
PL12W 0.30500001 W
SFO2 400.1515527 MHz
```

```
F2 - Processing parameters
SI 32768
SF 100.6177980 MHz
WDW EM
SSB 0
LB 1.00 Hz
GB 0
PC 1.40
```

Area Percent Report

Data Path : C:\msdchem\1\DATA\
Data File : sjb_74_028fp.D
Acq On : 12 Jun 2012 15:29
Operator : sjb
Sample : sjb_74_028fp
Misc :
ALS Vial : 35 Sample Multiplier: 1

Integration Parameters: autoint1.e
Integrator: ChemStation

Method : C:\msdchem\1\METHODS\JMB2.m
Title :

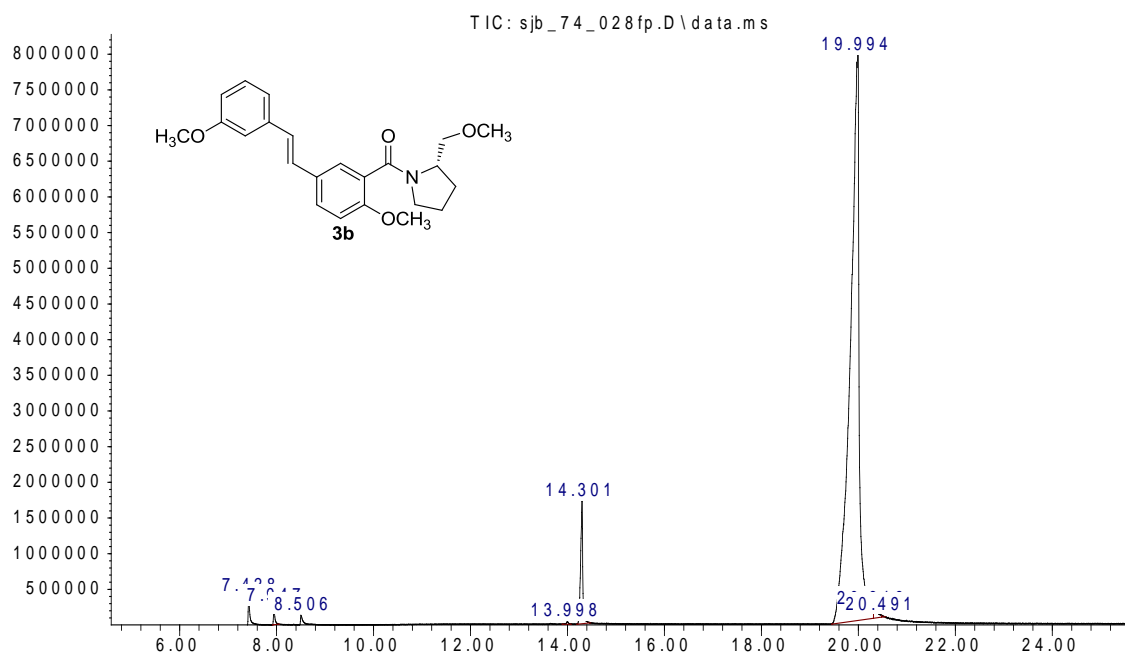
Signal : TIC: sjb_74_028fp.D\data.ms

peak #	R.T. min	first scan	max scan	last scan	PK TY	peak height	corr. area	corr. % max.	% of total
1	7.428	492	498	537	BV	394397	9499465	0.92%	0.856%
2	7.947	582	588	604	BV	244367	4966452	0.48%	0.447%
3	8.506	678	686	715	PV	133193	4366147	0.42%	0.393%
4	13.998	1627	1646	1657	PV 2	34621	1132361	0.11%	0.102%
5	14.301	1680	1699	1726	PV	1718437	52484842	5.09%	4.727%
6	19.994	2598	2694	2749	PV	8203405	1030243382	100.00%	92.793%
7	20.316	2749	2750	2779	VV 6	124068	7195565	0.70%	0.648%
8	20.491	2779	2781	2788	VV 8	22518	375776	0.04%	0.034%

Sum of corrected areas: 1110263990

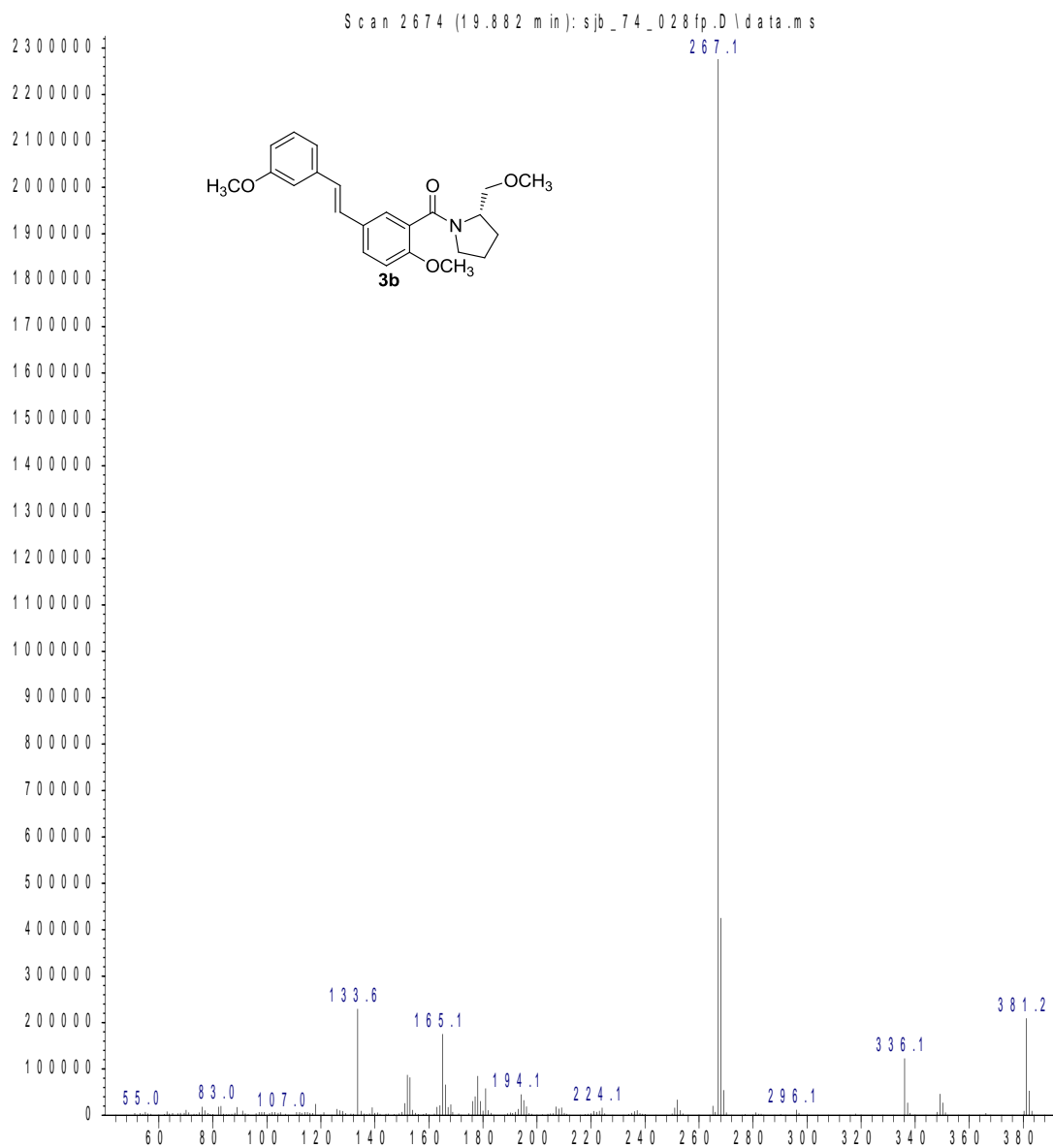
JMB2.m Wed Oct 17 15:12:44 2012

Abundance



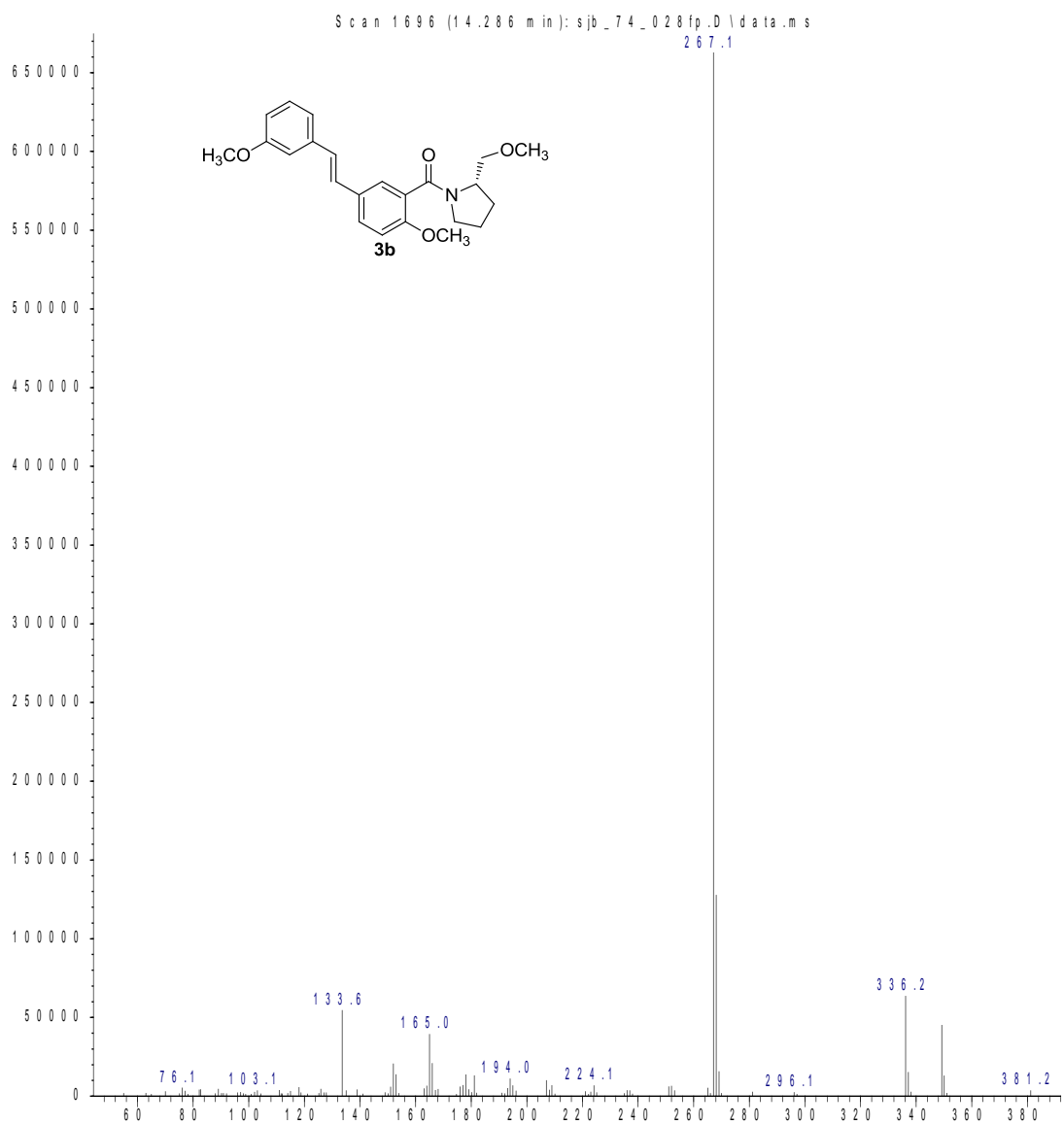
Time-->

Abundance



m/z-->

Abundance



m/z-->

Area Percent Report

Data Path : C:\msdchem\1\DATA\
Data File : ra_67_145a.D
Acq On : 16 Jul 2012 10:21
Operator : sm
Sample : ra_67_145a
Misc : Heck cross-coupling 5g scale
ALS Vial : 90 Sample Multiplier: 1

Integration Parameters: autoint1.e
Integrator: ChemStation

Method : C:\msdchem\1\METHODS\JMB2.m
Title :

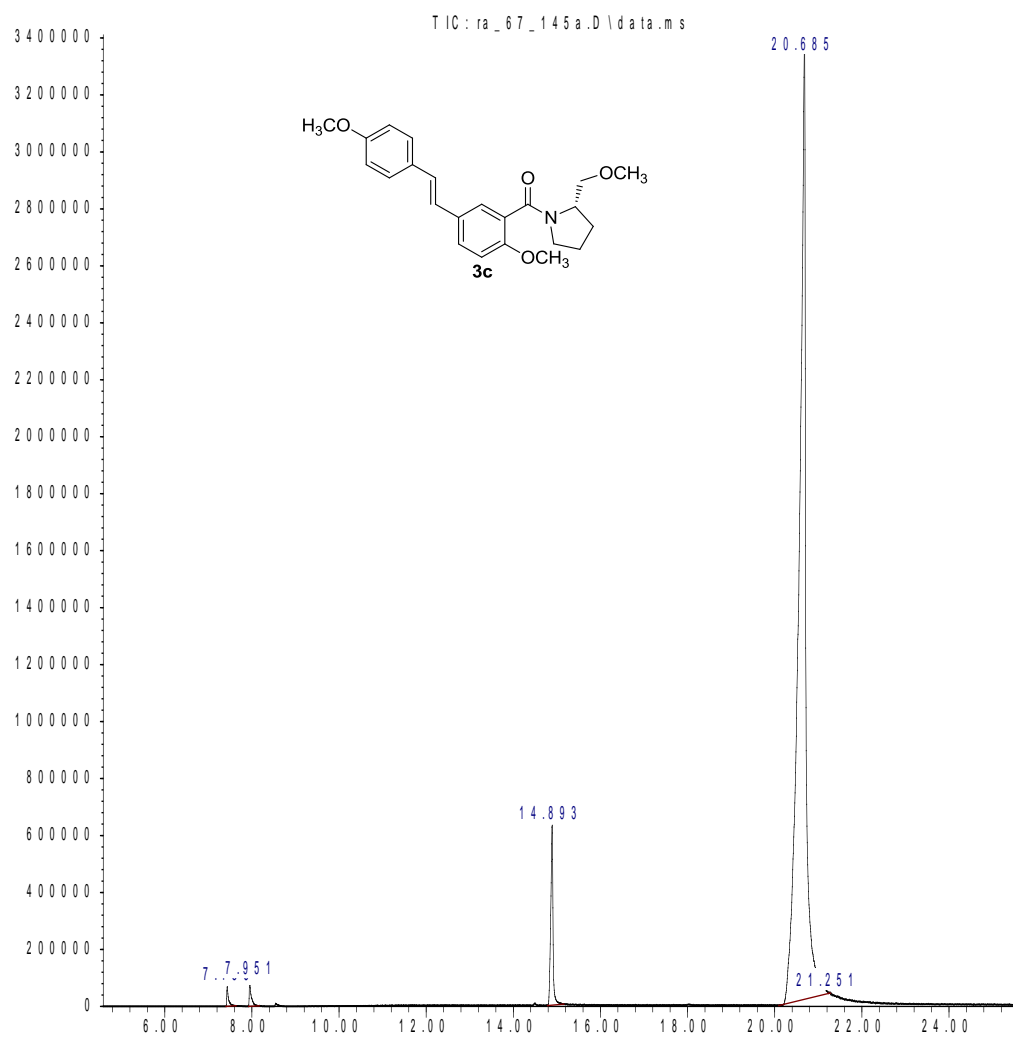
Signal : TIC: ra_67_145a.D\data.ms

peak #	R.T. min	first scan	max scan	last scan	PK TY	peak height	corr. area	corr. % max.	% of total
1	7.436	493	499	531	BB	68422	1923647	0.52%	0.483%
2	7.951	583	589	625	BB	92384	2825997	0.76%	0.710%
3	14.893	1783	1802	1846	PB	630106	23380433	6.32%	5.873%
4	20.685	2710	2814	2910	PV	3375196	369957456	100.00%	92.923%
5	21.251	2910	2913	2916	VV 3	4131	44728	0.01%	0.011%

Sum of corrected areas: 398132262

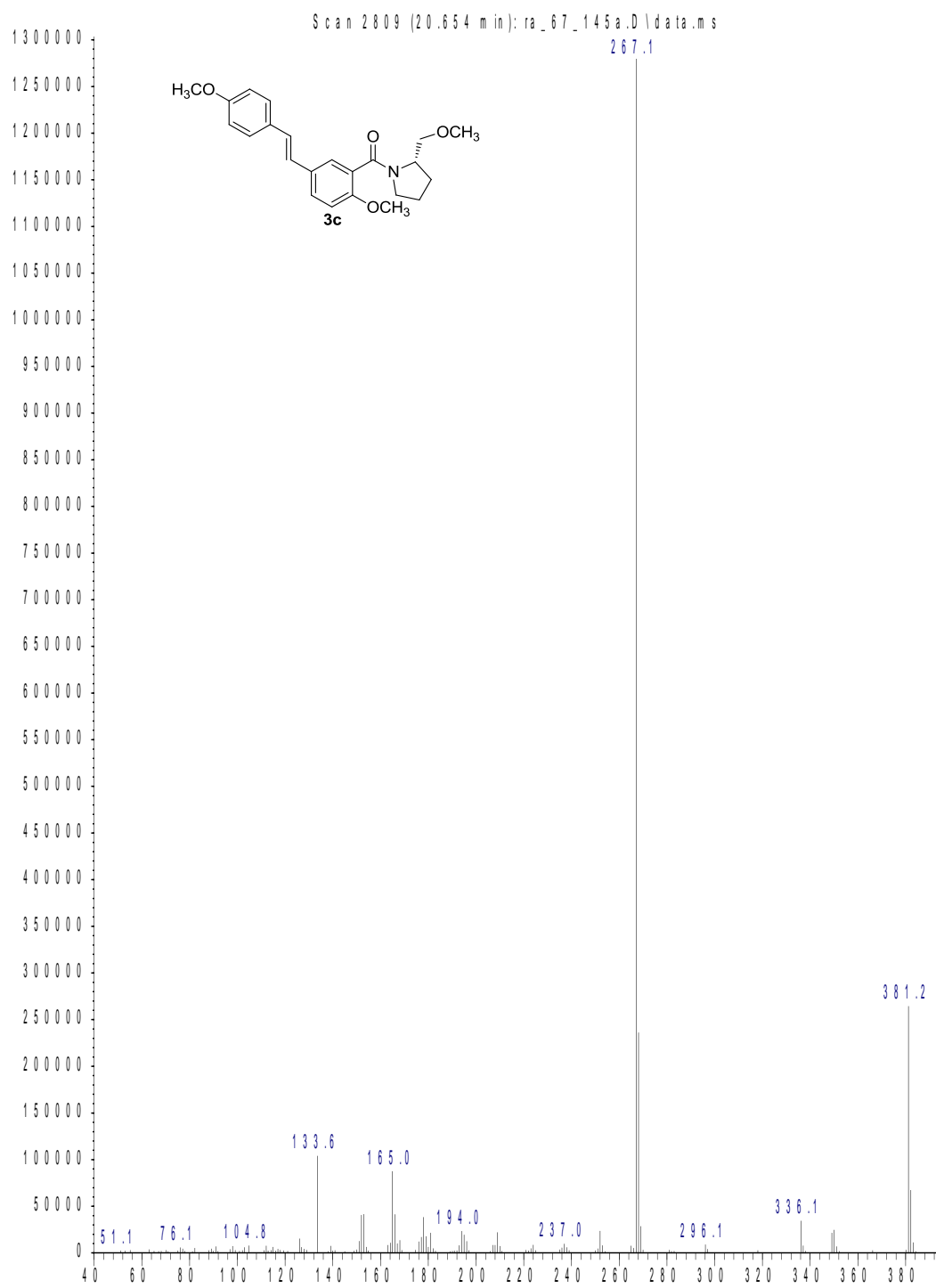
JMB2.m Thu Nov 08 13:39:54 2012

Abundance



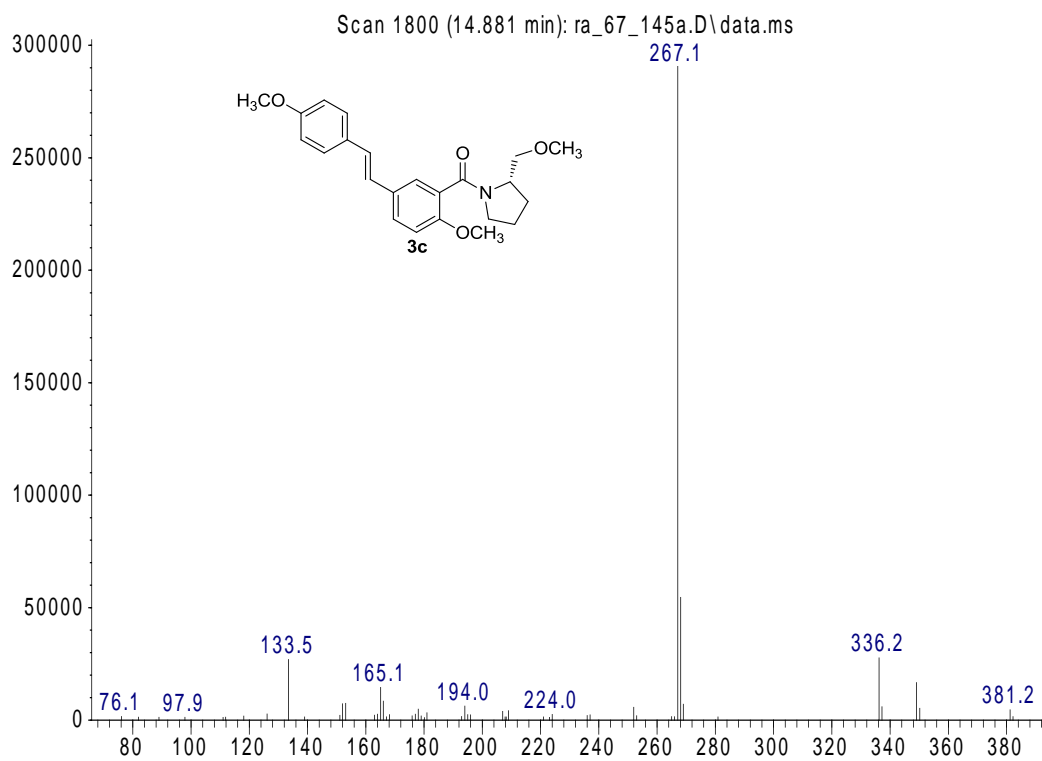
Time-->

Abundance

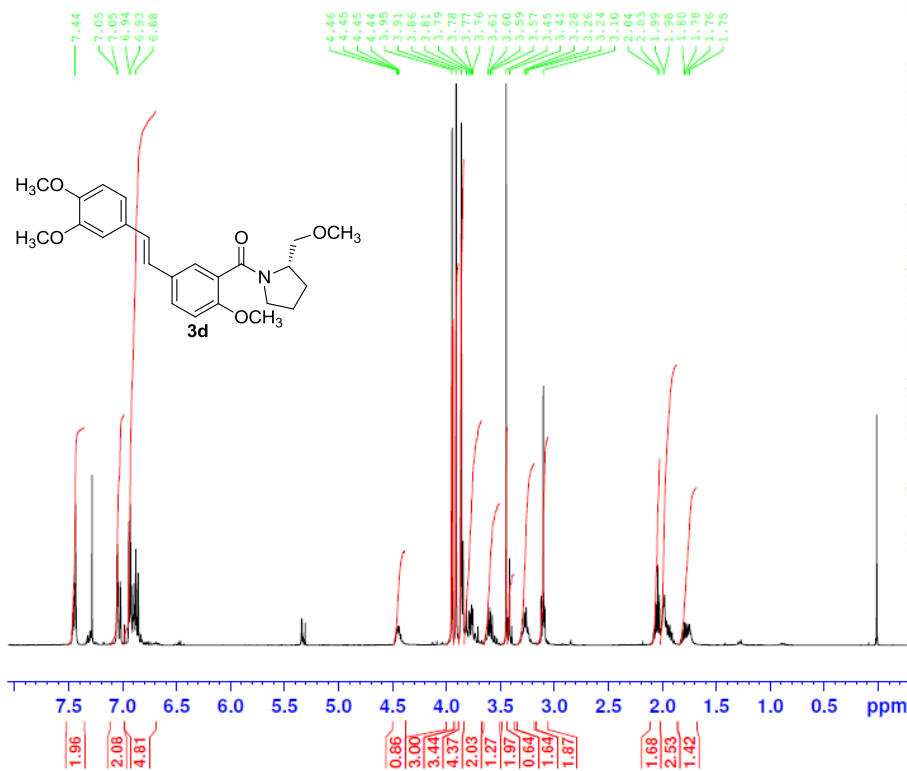


m/z-->

Abundance



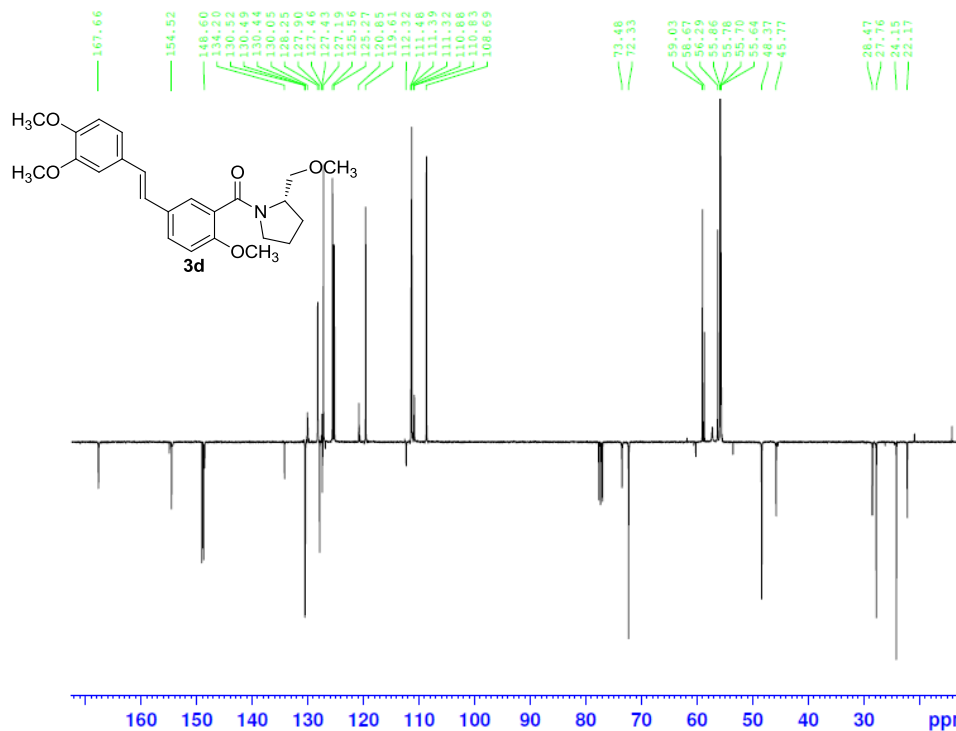
m/z-->



```

NAME      sjb_74_208 take 2
EXPNO    1
PROCNO   1
Date_    20130711
Time     8.57
INSTRUM  spect
PROBHD   5 mm PABBO BB-
PULPROG  zg30
TD       65536
SOLVENT  CDCl3
NS       16
DS       2
SWH      8223.685 Hz
FIDRES   0.125483 Hz
AQ       3.9846387 sec
RG       144
DW       60.800 usec
DE       6.50 usec
TE       301.2 K
D1       1.00000000 sec
TDO      1

----- CHANNEL f1 -----
NUC1     1H
P1       12.50 usec
PL1      -2.00 dB
PL1W     12.14226913 W
SFO1     400.1524711 MHz
SI       32768
SF       400.1500000 MHz
WDW      EM
SSB      0
LB       0.30 Hz
GB       0
PC       1.00
  
```



```

NAME      sjb_74_208fp APT
EXPNO    1
PROCNO   1
Date_    20121116
Time     15.52
INSTRUM  spect
PROBHD   5 mm PABBO BB-
PULPROG  jmod
TD       65536
SOLVENT  CDCl3
NS       1024
DS       4
SWH      16233.767 Hz
FIDRES   0.247708 Hz
AQ       2.0185587 sec
RG       203
DW       30.800 usec
DE       6.50 usec
TE       301.2 K
CNST2    145.0000000
CNST11   1.0000000
D1       2.00000000 sec
D20      0.00689655 sec
TDO      1

----- CHANNEL f1 -----
NUC1     13C
P1       8.00 usec
P2       16.00 usec
PL1      -2.00 dB
PL1W     56.13311005 W
SFO1     100.6270320 MHz

----- CHANNEL f2 -----
CPDPRG2  waltz16
NUC2     1H
PCPD2    80.00 usec
PL2      -2.00 dB
PL12     14.00 dB
PL2W     12.14226913 W
PL12W    0.30500001 W
SFO2     400.1515194 MHz
SI       32768
SF       100.6177980 MHz
WDW      EM
SSB      0
LB       1.00 Hz
GB       0
PC       1.40
  
```

Area Percent Report

Data Path : C:\msdchem\1\DATA\
Data File : sjb_77_169fp.D
Acq On : 7 Aug 2013 10:34
Operator : sjb
Sample : sjb_77_169fp
Misc :
ALS Vial : 85 Sample Multiplier: 1

Integration Parameters: autoint1.e
Integrator: ChemStation

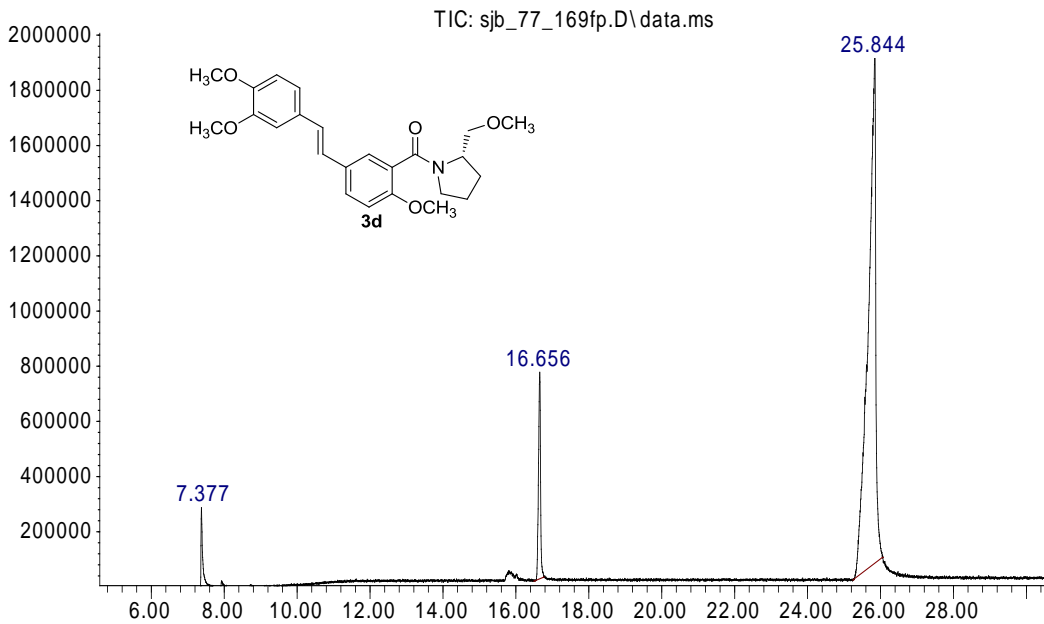
Method : C:\msdchem\1\5973N\PRECISION.M
Title :

Signal : TIC: sjb_77_169fp.D\data.ms

peak #	R.T. min	first scan	max scan	last scan	PK TY	peak height	corr. area	corr. % max.	% of total
1	7.377	483	489	520	BB	282995	8369318	3.14%	2.755%
2	16.656	2082	2110	2130	PV	744590	29079588	10.92%	9.574%
3	25.844	3611	3716	3752	BV 3	1917900	266290676	100.00%	87.671%

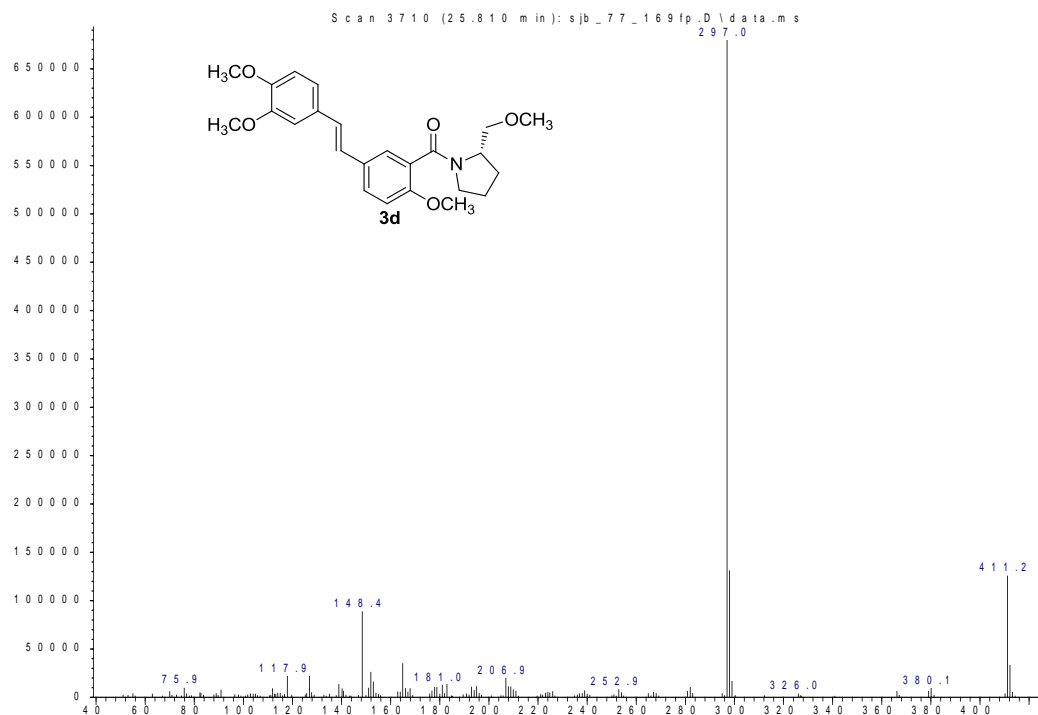
Sum of corrected areas: 303739582

Abundance



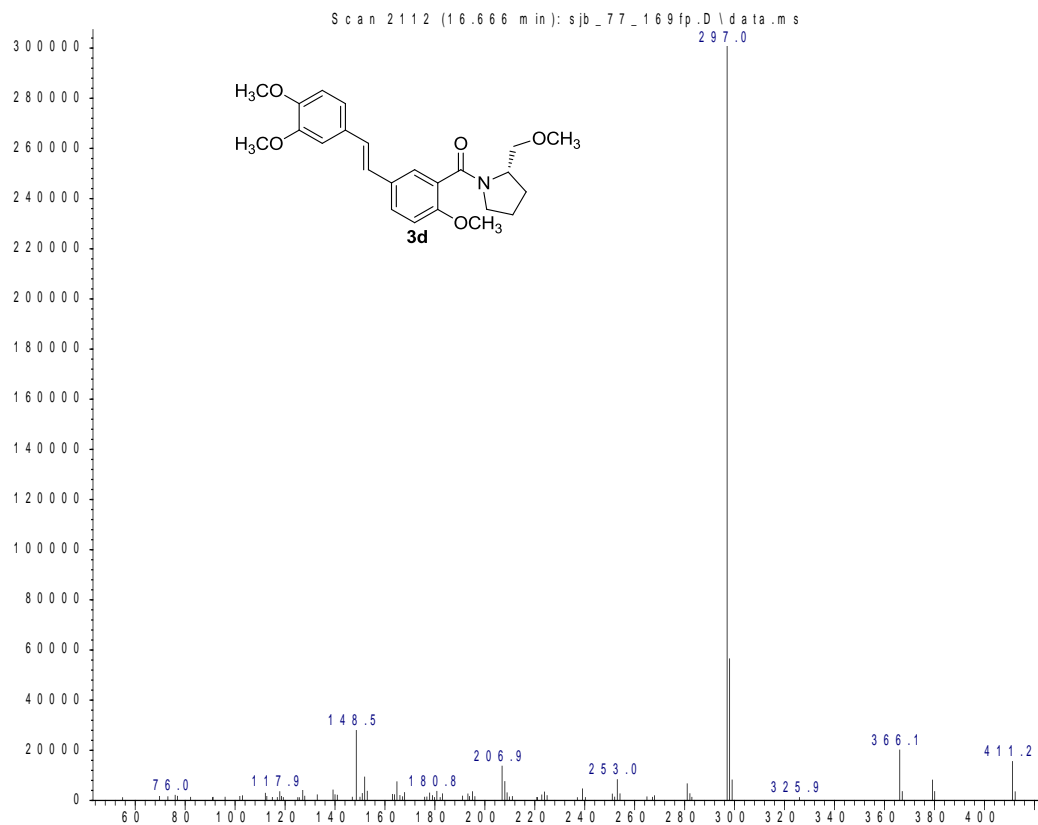
Time-->

Abundance

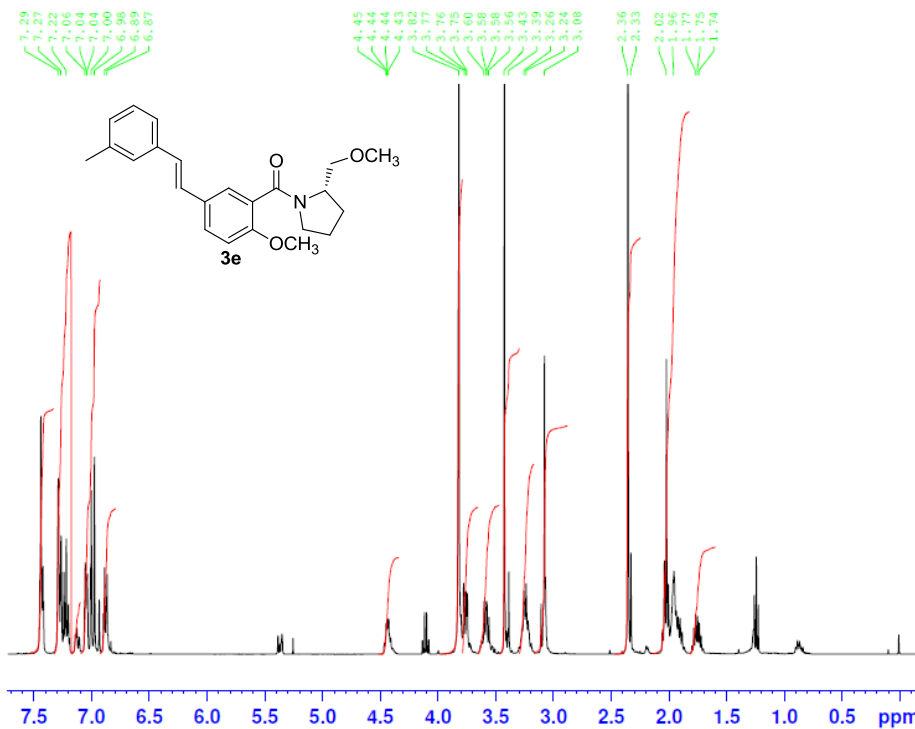


m/z-->

Abundance



m/z-->

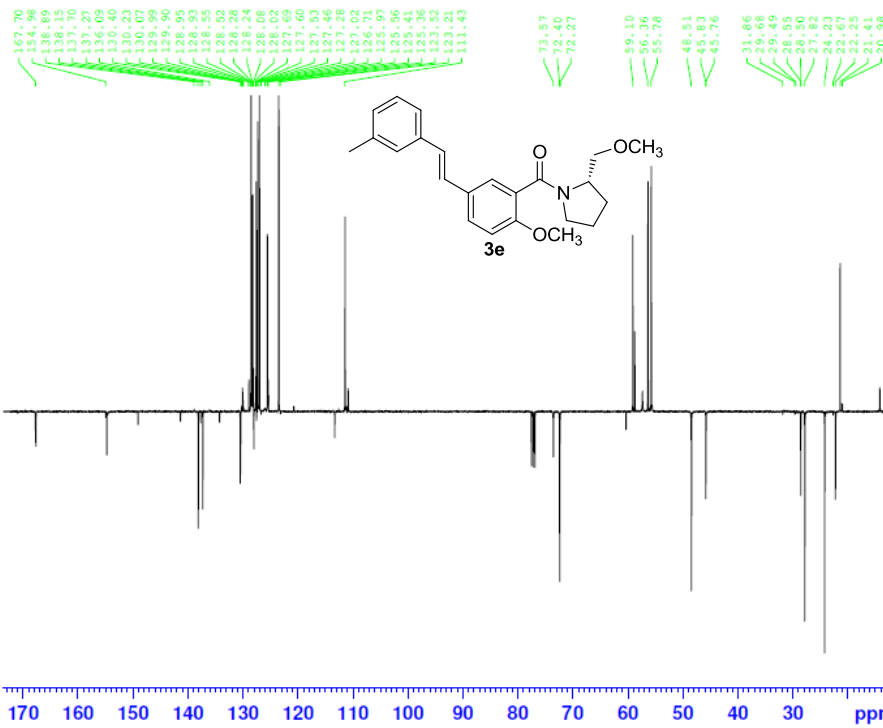


```

NAME      sjb_77_019fp
EXPNO     1
PROCNO    1
Date_     20121219
Time      13.56
INSTRUM   spect
PROBHD    5 mm PABBO BB-
PULPROG   zg30
TD         65536
SOLVENT   CDCl3
NS         16
DS         2
SWH        8223.685 Hz
FIDRES    0.125483 Hz
AQ         3.9846387 sec
RG         25.4
DW         60.800 usec
DE         6.50 usec
TE         299.4 K
D1         1.00000000 sec
D10        1
TDO        1
  
```

```

===== CHANNEL f1 =====
NUC1      1H
P1        12.50 usec
PL1       -2.00 dB
PL1W      12.14226913 W
SFO1      400.1524711 MHz
SI         32768
SF         400.1500000 MHz
WDW        EM
SSB        0
LB         0.30 Hz
GB         0
PC         1.00
  
```



```

NAME      sjb_77_019fp APT
EXPNO     1
PROCNO    1
Date_     20121219
Time      15.44
INSTRUM   spect
PROBHD    5 mm PABBO BB-
PULPROG   jmod
TD         65536
SOLVENT   CDCl3
NS         1024
DS         4
SWH        16304.348 Hz
FIDRES    0.248785 Hz
AQ         2.0098207 sec
RG         203
DW         30.667 usec
DE         6.50 usec
TE         305.2 K
CNST2     145.0000000
CNST11    1.0000000
D1         2.00000000 sec
D20        0.00689655 sec
TDO        1
  
```

```

----- CHANNEL f1 -----
NUC1      13C
P1         8.00 usec
P2        16.00 usec
PL1       -2.00 dB
PL1W      56.13311005 W
SFO1      100.6271040 MHz
  
```

```

----- CHANNEL f2 -----
CPDPRG2   waltz16
NUC2      1H
PCPD2     80.00 usec
PL2       -2.00 dB
PL12      14.00 dB
PL2W      12.14226913 W
PL12W     0.30500001 W
SFO2      400.1515120 MHz
SI         32768
SF         100.6177980 MHz
WDW        EM
SSB        0
LB         1.00 Hz
GB         0
PC         1.40
  
```

Area Percent Report

Data Path : C:\msdchem\1\DATA\
Data File : sjb_77_019fp.D
Acq On : 19 Dec 2012 16:13
Operator : sjb
Sample : sjb_77_019fp
Misc :
ALS Vial : 5 Sample Multiplier: 1

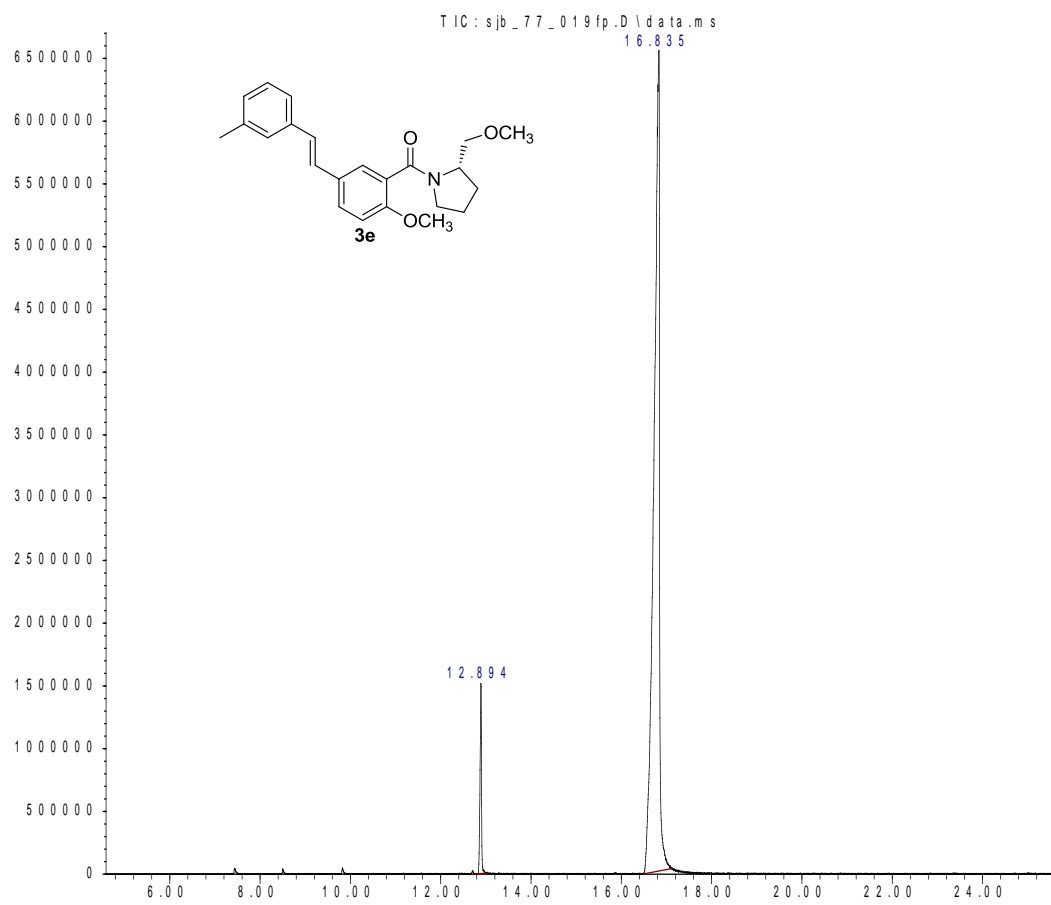
Integration Parameters: autoint1.e
Integrator: ChemStation

Method : C:\msdchem\1\5973N\PRECISION.M
Title :

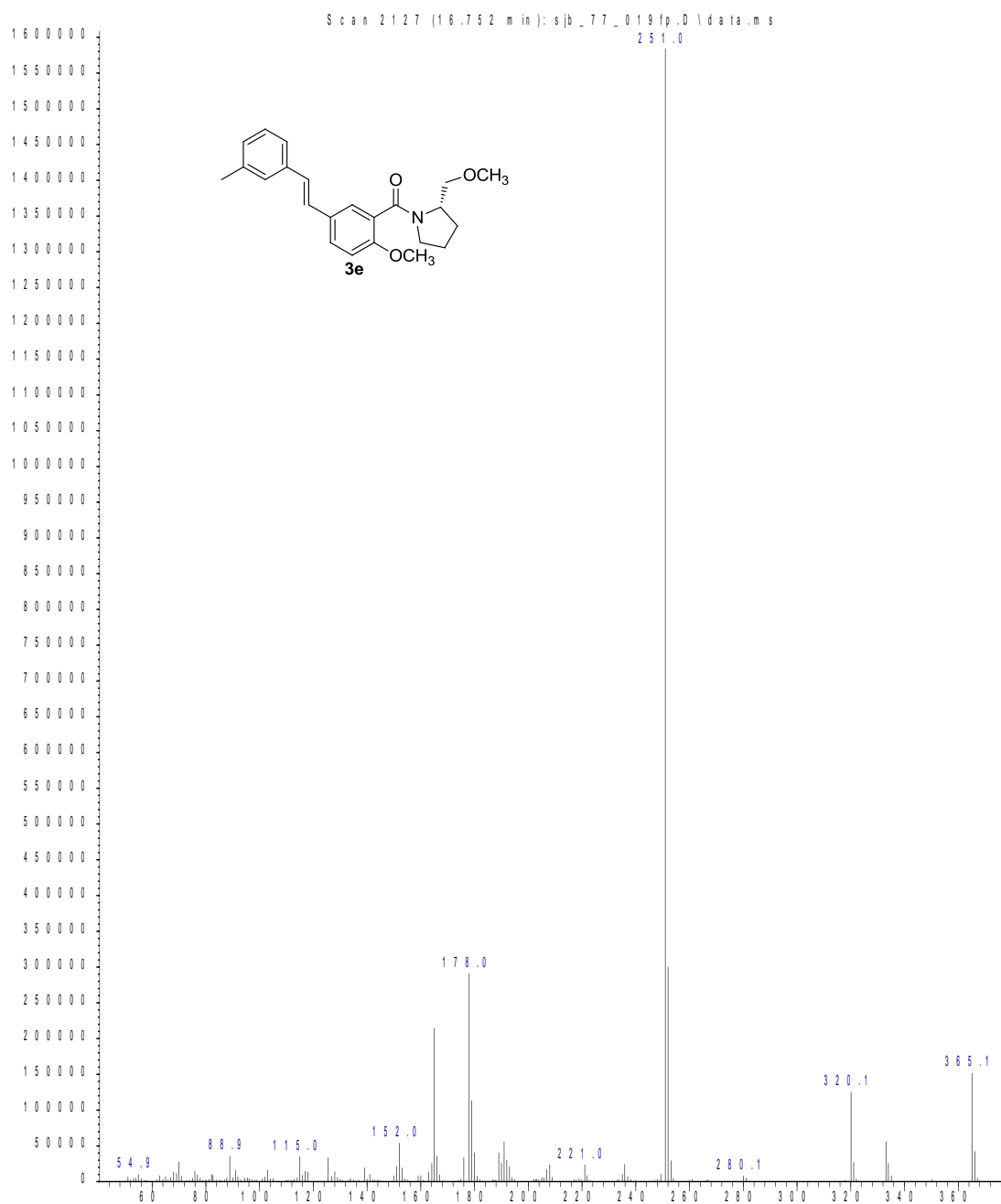
Signal : TIC: sjb_77_019fp.D\data.ms

peak #	R.T. min	first scan	max scan	last scan	PK TY	peak height	corr. area	corr. % max.	% of total
1	12.894	1430	1453	1474	PV	1521351	34495405	6.14%	5.785%
2	16.835	2080	2142	2189	BV 2	6749209	561756588	100.00%	94.215%

Abundance

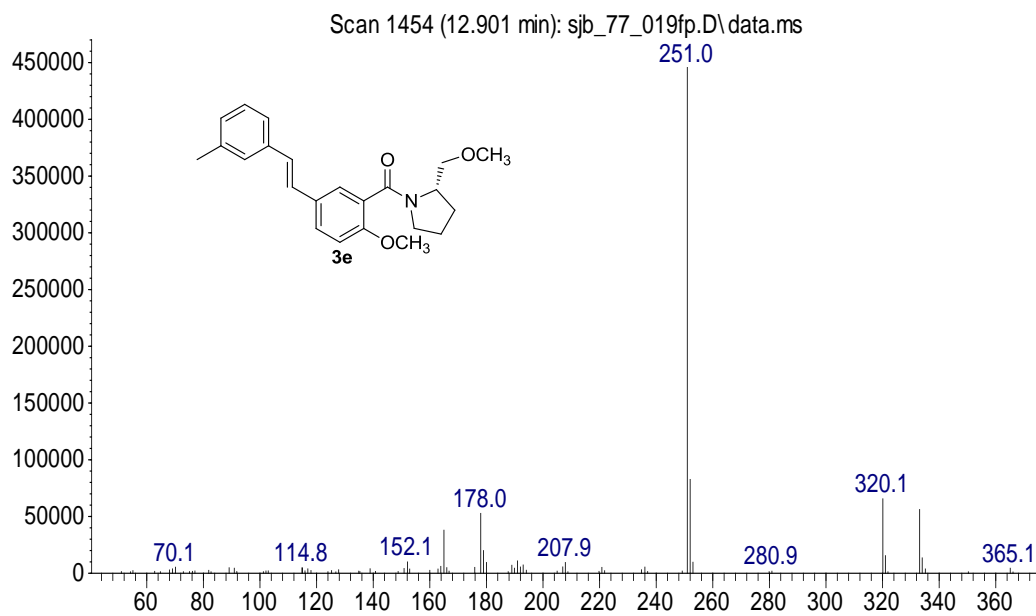


Abundance

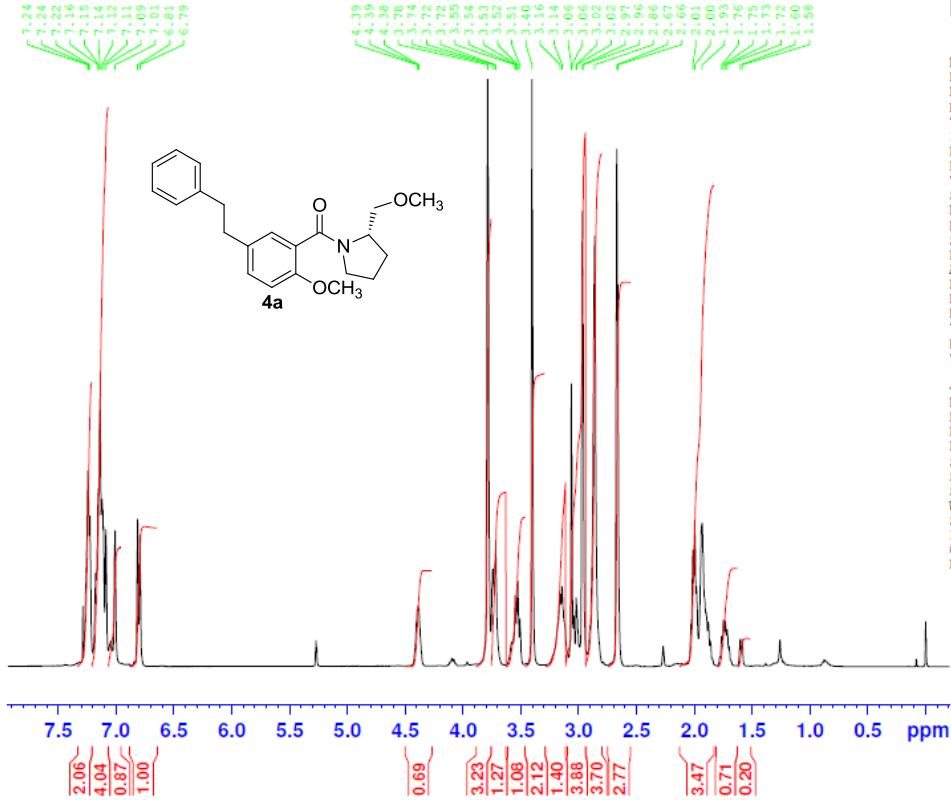


m/z-->

Abundance

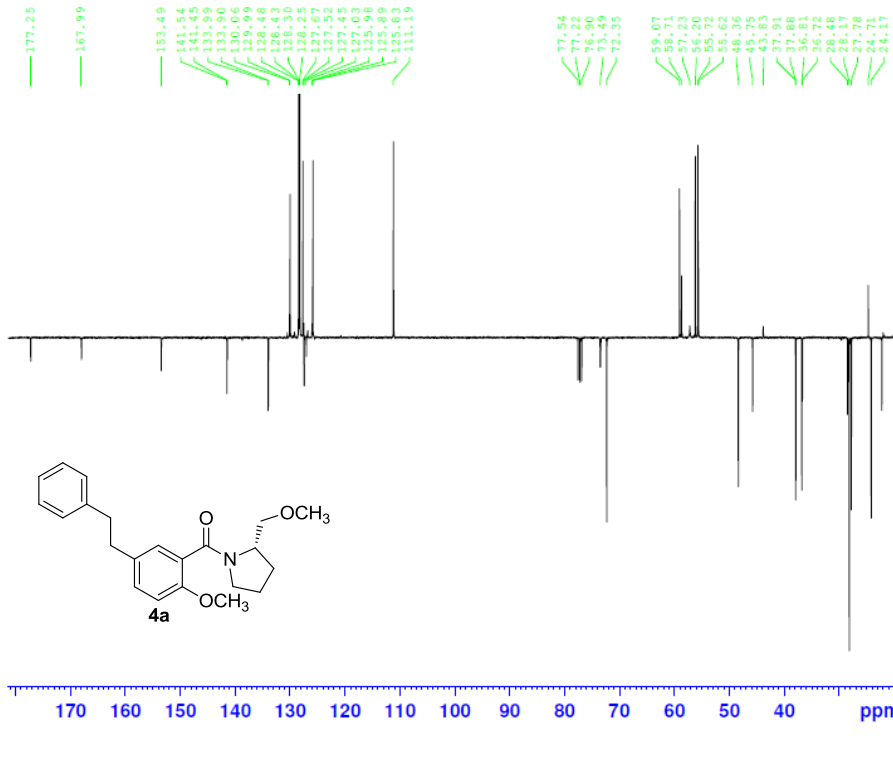


m/z-->



NAME sjb_74_199fp proton
EXPNO 1
PROCNO 1
Date_ 20121109
Time 9.45
INSTRUM spect
PROBHD 5 mm PABBO BB-
PULPROG zg30
TD 65536
SOLVENT CDC13
NS 16
DS 2
SWH 8223.685 Hz
FIDRES 0.125483 Hz
AQ 3.9846387 sec
RG 28.5
DW 60.800 usec
DE 6.50 usec
TE 301.2 K
D1 1.00000000 sec
TDO 1

CHANNEL f1
NUC1 1H
P1 12.50 usec
PL1 -2.00 dB
PL1W 12.14226913 W
SFO1 400.1524711 MHz
SI 32768
SF 400.1499967 MHz
WDW EM
SSB 0
LB 0.30 Hz
GB 0
PC 1.00



NAME sjb_74_199fp APT
EXPNO 1
PROCNO 1
Date_ 20121112
Time 9.26
INSTRUM spect
PROBHD 5 mm PABBO BB-
PULPROG jmod
TD 65536
SOLVENT CDC13
NS 1024
DS 4
SWH 16339.869 Hz
FIDRES 0.249327 Hz
AQ 2.0054517 sec
RG 203
DW 30.600 usec
DE 6.50 usec
TE 301.2 K
CNST2 145.0000000
CNST11 1.0000000
D1 2.00000000 sec
D20 0.00689655 sec
TDO 1

CHANNEL f1
NUC1 13C
P1 8.00 usec
P2 16.00 usec
PL1 -2.00 dB
PL1W 56.13311005 W
SFO1 100.6278685 MHz
CHANNEL f2
CPDPRG2 waltz16
NUC2 1H
PCPD2 80.00 usec
PL2 -2.00 dB
PL2 14.00 dB
PL2W 12.14226913 W
PL12W 0.30500001 W
SFO2 400.1514948 MHz
SI 32768
SF 100.6177980 MHz
WDW EM
SSB 0
LB 1.00 Hz
GB 0
PC 1.40

Area Percent Report

Data Path : C:\msdchem\1\DATA\
Data File : sjb_74_199fp.D
Acq On : 9 Nov 2012 13:56
Operator : sjb
Sample : sjb_74_199fp
Misc :
ALS Vial : 15 Sample Multiplier: 1

Integration Parameters: autoint1.e
Integrator: ChemStation

Method : C:\msdchem\1\METHODS\JMB2.m
Title :

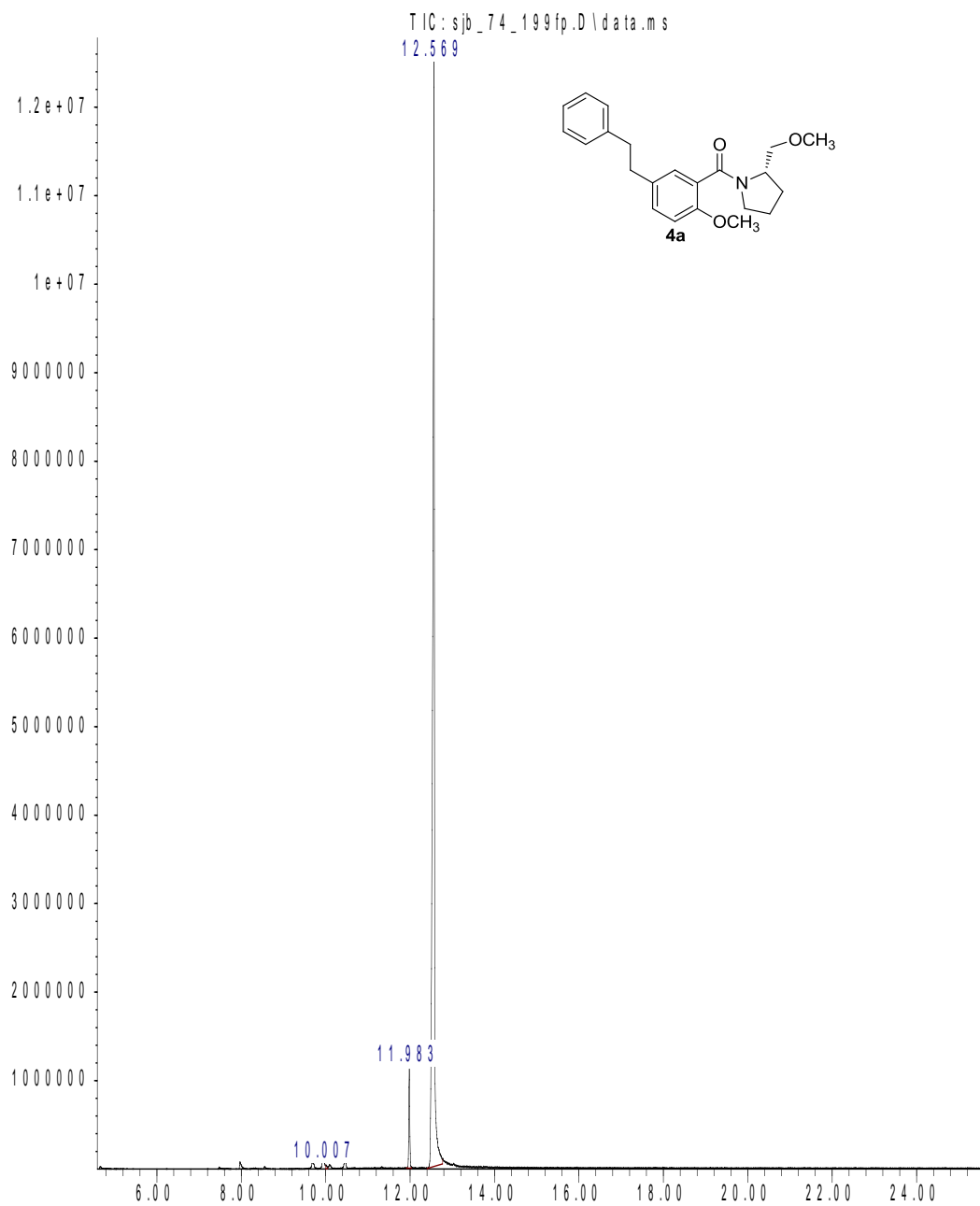
Signal : TIC: sjb_74_199fp.D\data.ms

peak #	R.T. min	first scan	max scan	last scan	PK TY	peak height	corr. area	corr. % max.	% of total
1	10.007	946	948	956	VV 3	41194	970477	0.26%	0.246%
2	11.983	1281	1294	1302	BV	1081831	18401106	4.91%	4.665%
3	12.569	1367	1396	1431	PV	12857242	375088829	100.00%	95.089%

Sum of corrected areas: 394460412

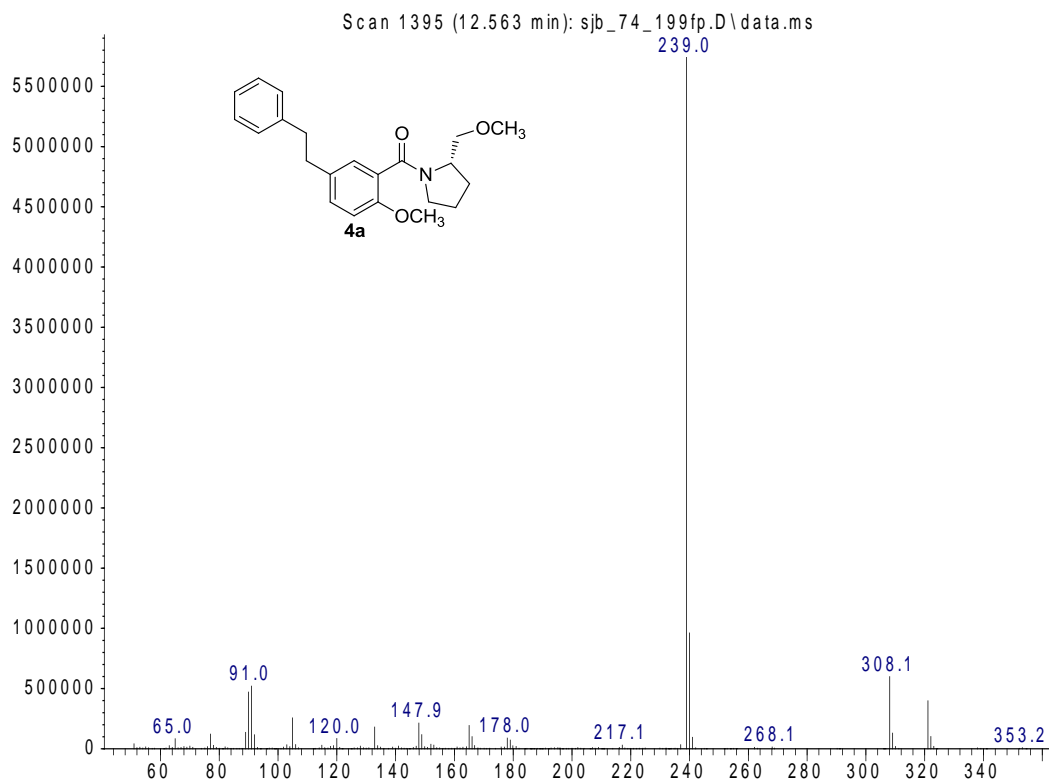
JMB2.m Mon Nov 12 09:44:14 2012

Abundance



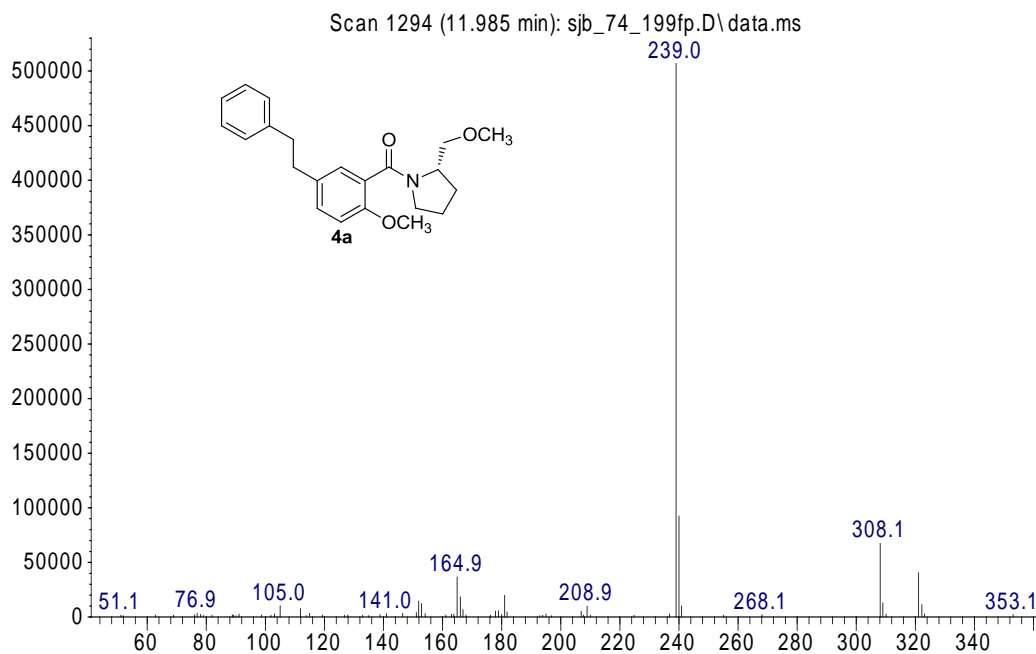
Time-->

Abundance

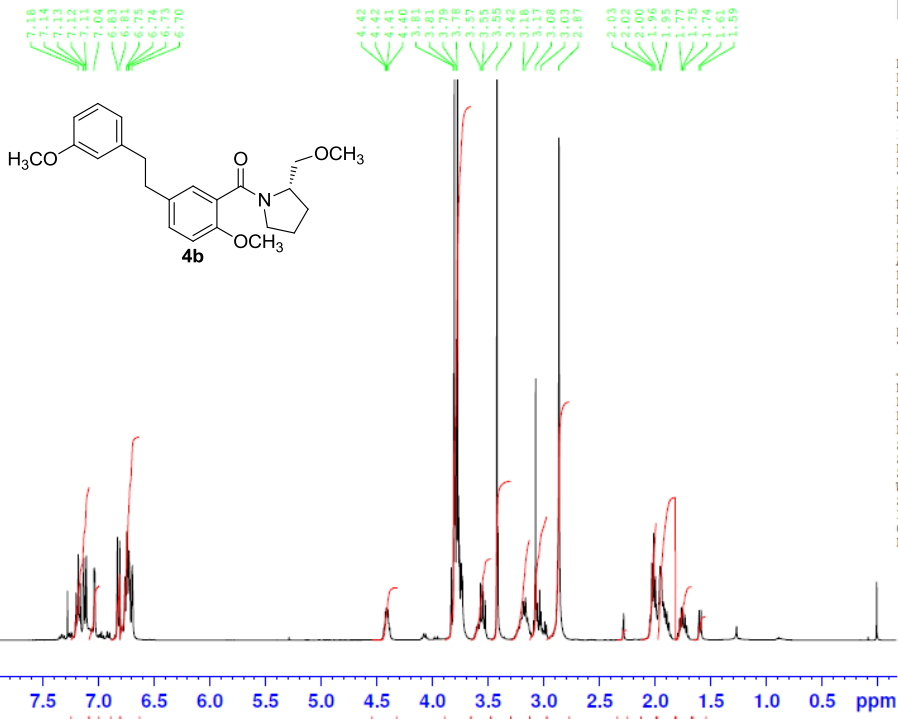


m/z-->

Abundance

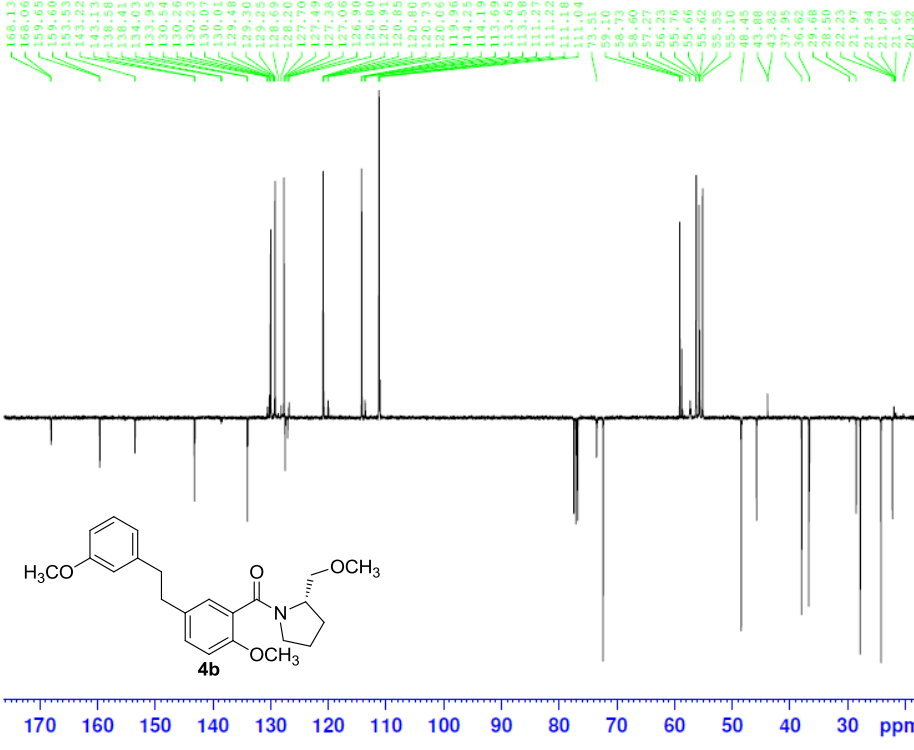


m/z-->



```
NAME      sjb_77_154fp take2
EXPNO    1
PROCNO   1
Date_    20130725
Time     7.53
INSTRUM  spect
PROBHD   5 mm PABBO BB-
PULPROG  zg30
TD       65536
SOLVENT  CDCl3
NS       16
DS       2
SWH      8223.685 Hz
FIDRES   0.125403 Hz
AQ       3.9846387 sec
RG       45.2
DW       60.800 usec
DE       6.50 usec
TE       301.2 K
D1       1.00000000 sec
TDO     1

----- CHANNEL f1 -----
NUC1     1H
P1       12.50 usec
PL1     -2.00 dB
PL1W    12.14226913 W
SFO1    400.1524711 MHz
SI       32768
SF       400.1500000 MHz
WDW      EM
SSB      0
LB       0.30 Hz
GB       0
PC       1.00
```



```
Current Data Parameters
NAME      sjb_77_154fp APT
EXPNO    1
PROCNO   1

F2 - Acquisition Parameters
Date_    20130725
Time     8.56
INSTRUM  spect
PROBHD   5 mm PABBO BB-
PULPROG  jmod
TD       65536
SOLVENT  CDCl3
NS       1024
DS       4
SWH      24038.461 Hz
FIDRES   0.366798 Hz
AQ       1.3631488 sec
RG       203
DW       20.800 usec
DE       6.50 usec
TE       301.2 K
CNST2    145.0000000
CNST11   1.0000000
D1       2.00000000 sec
D20     0.00689655 sec
TDO     1

----- CHANNEL f1 -----
NUC1     13C
P1       8.00 usec
P2      16.00 usec
PL1     -2.00 dB
PL1W    56.13311005 W
SFO1    100.6278593 MHz

----- CHANNEL f2 -----
CPDPRG[2] waltz16
NUC2     1H
PCPD2    80.00 usec
PL2     -2.00 dB
PL12    14.00 dB
PL2W    12.14226913 W
PL12W   0.30500001 W
SFO2    400.1515703 MHz

F2 - Processing parameters
SI       32768
SF       100.6177980 MHz
WDW      EM
SSB      0
LB       1.00 Hz
GB       0
PC       1.40
```

Area Percent Report

Data Path : C:\msdchem\1\DATA\
Data File : sjb_74_029fp.D
Acq On : 15 Jun 2012 8:44
Operator : sjb
Sample : sjb_74_029fp
Misc :
ALS Vial : 30 Sample Multiplier: 1

Integration Parameters: autoint1.e
Integrator: ChemStation

Method : C:\msdchem\1\METHODS\JMB2.m
Title :

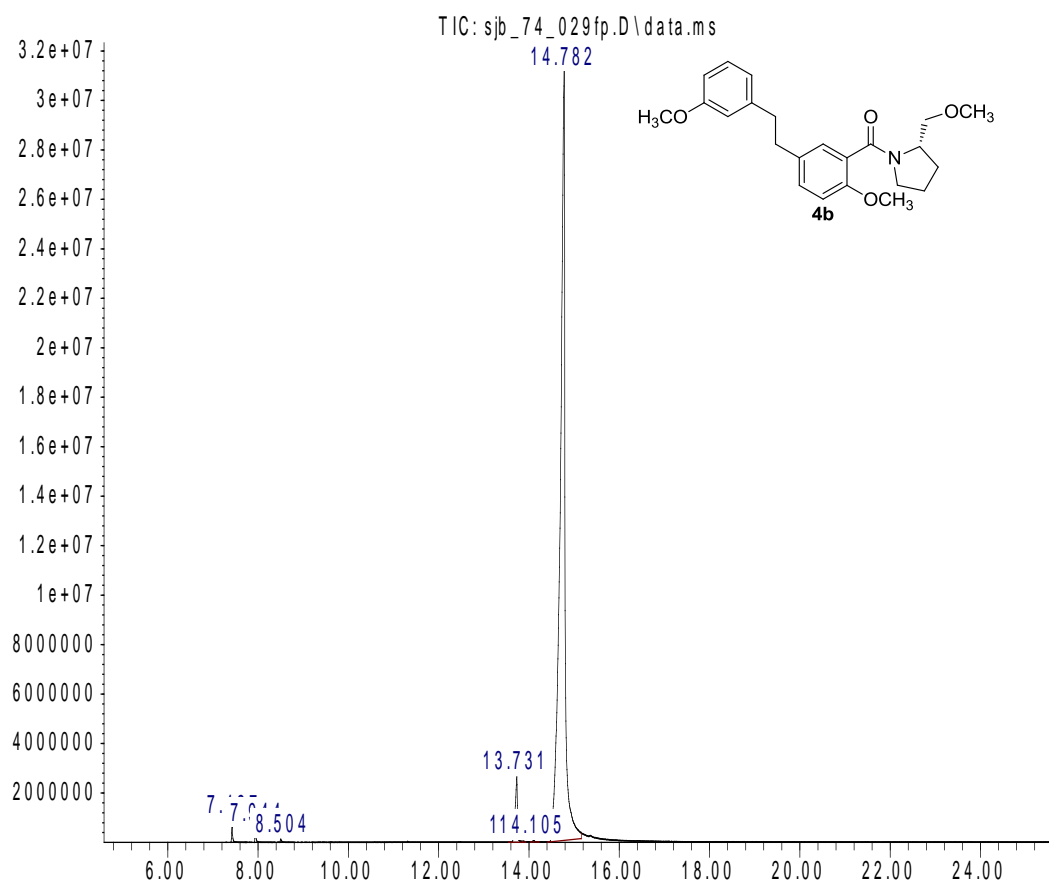
Signal : TIC: sjb_74_029fp.D\data.ms

peak #	R.T. min	first scan	max scan	last scan	PK TY	peak height	corr. area	corr. % max.	% of total
1	7.427	491	497	525	BV	840988	12778818	0.54%	0.519%
2	7.944	582	588	603	BV	558514	8620398	0.37%	0.350%
3	8.504	680	686	707	PV	130178	2996109	0.13%	0.122%
4	13.731	1566	1599	1622	PV	2596360	88351274	3.77%	3.589%
5	13.881	1622	1625	1634	VV 5	37747	1023498	0.04%	0.042%
6	14.105	1652	1664	1683	VV 4	67239	1888313	0.08%	0.077%
7	14.782	1719	1783	1849	PV 2	31773351	2345930512	100.00%	95.301%

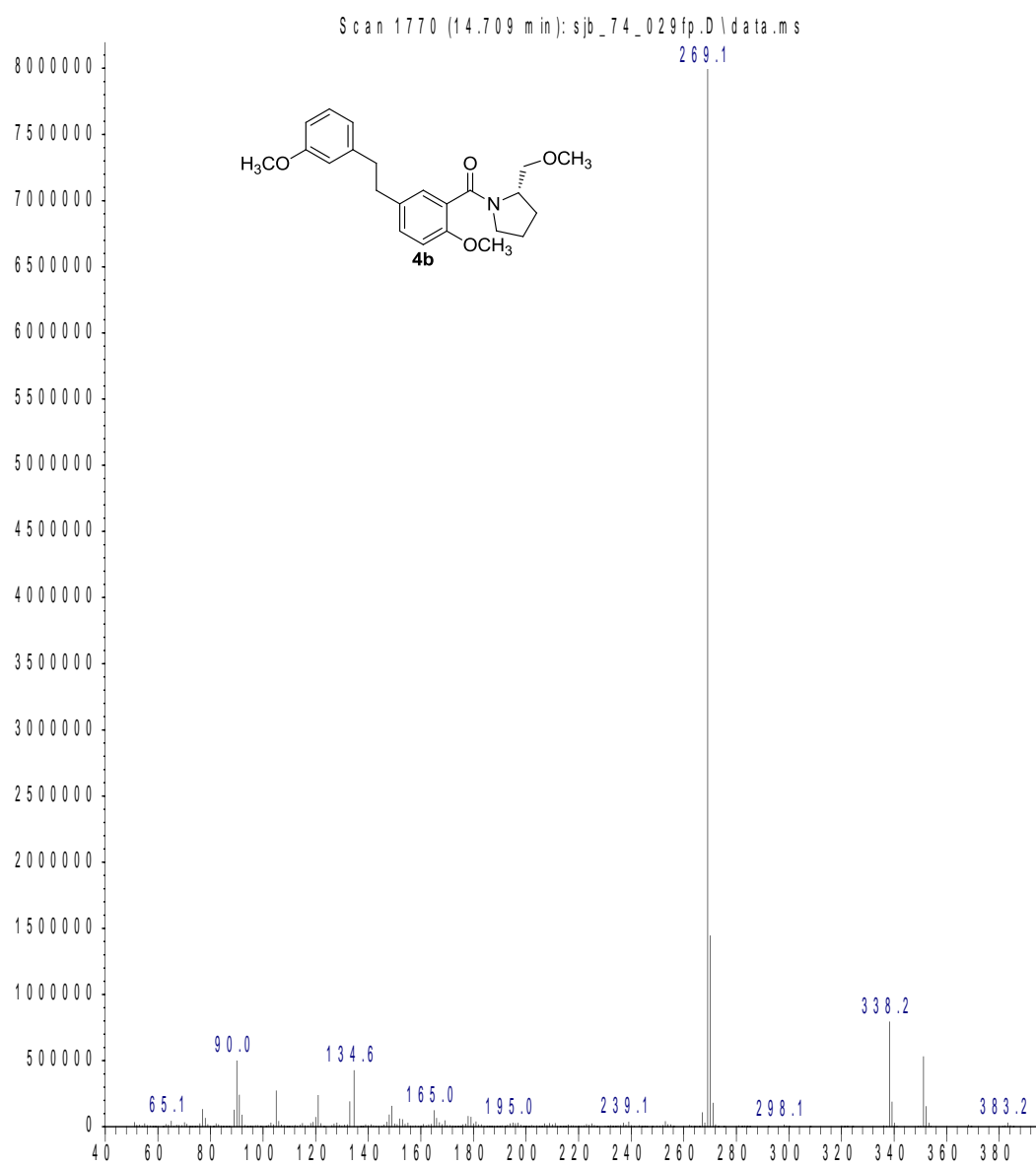
Sum of corrected areas: 2461588922

JMB2.m Mon Nov 12 09:52:24 2012

Abundance



Abundance

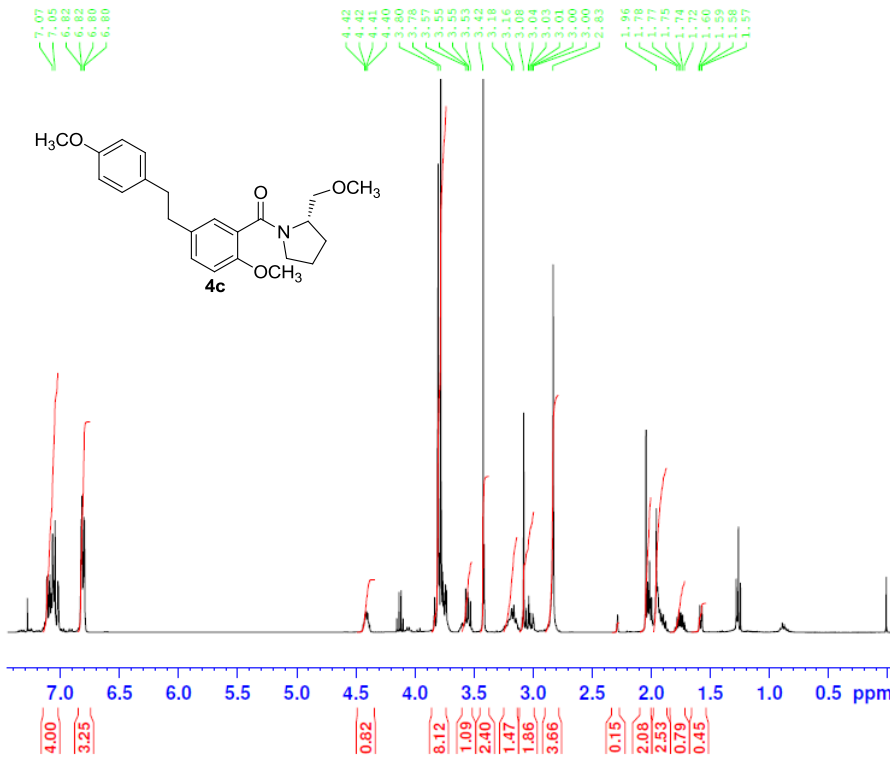


m/z-->

Abundance



m/z-->



```

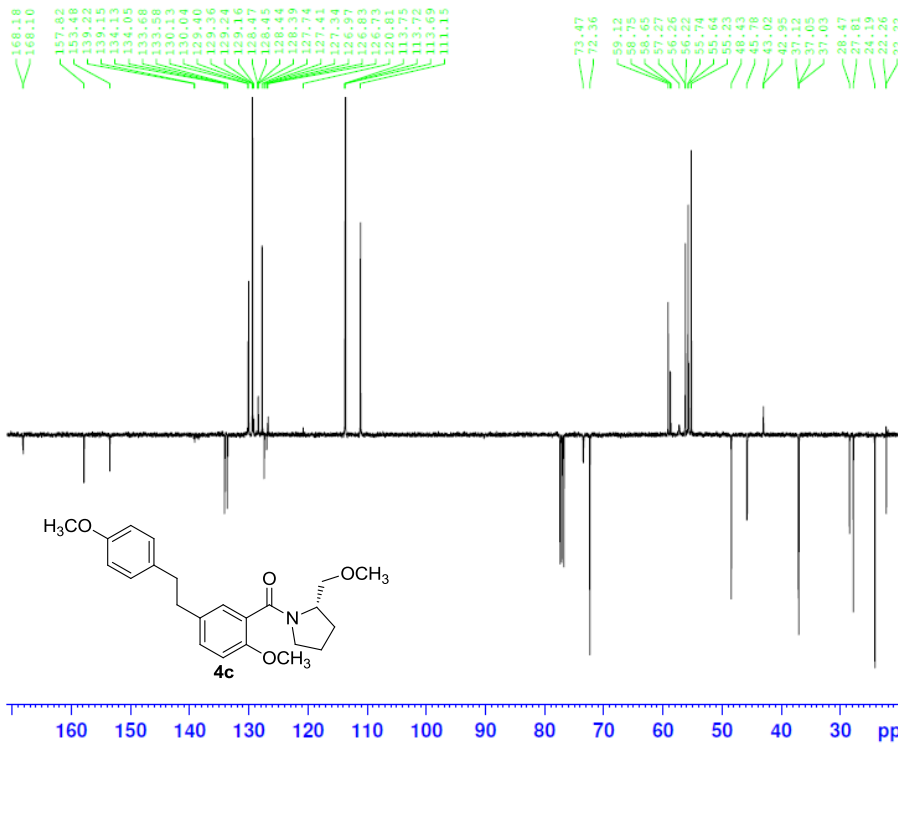
NAME ra_67_149pure
EXPNO 1
PROCNO 1
Date_ 20120718
Time 11.52
INSTRUM spect
PROBHD 5 mm PABBO BB-
PULPROG zg30
TD 65536
SOLVENT CDC13
NS 16
DS 2
SWH 8223.685 Hz
FIDRES 0.125483 Hz
AQ 3.984637 sec
RG 40.3
DW 60.800 usec
DE 6.50 usec
TE 301.2 K
D1 1.00000000 sec
TDO 1

```

```

===== CHANNEL f1 =====
NUC1 1H
P1 12.50 usec
PL1 -2.00 dB
PL1W 12.14226913 W
SFO1 400.1524711 MHz
SI 32768
SF 400.1500000 MHz
WDW EM
SSB 0
LB 0.30 Hz
GB 0
PC 1.00

```



```

Current Data Parameters
NAME sjb_77_217 APT2
EXPNO 1
PROCNO 1
F2 - Acquisition Parameters
Date_ 20131014
Time 13.57
INSTRUM spect
PROBHD 5 mm PABBO BB-
PULPROG jmod
TD 65536
SOLVENT CDC13
NS 1024
DS 4
SWH 24038.461 Hz
FIDRES 0.366798 Hz
AQ 1.3631488 sec
RG 203
DW 20.800 usec
DE 6.50 usec
TE 298.2 K
CNST2 145.0000000
CNST11 1.00000000
D1 2.00000000 sec
D20 0.00689655 sec
TDO 1

```

```

===== CHANNEL f1 =====
NUC1 13C
P1 8.00 usec
P2 16.00 usec
PL1 -2.00 dB
PL1W 56.13311005 W
SFO1 100.6278593 MHz
===== CHANNEL f2 =====
CPDPRG[2] waltz16
NUC2 1H
PCPD2 75.00 usec
PL2 -2.00 dB
PL12 13.39 dB
PL2W 12.14226913 W
PL12W 0.35099408 W
SFO2 400.1515863 MHz

```

```

F2 - Processing parameters
SI 32768
SF 100.6177980 MHz
WDW EM
SSB 0
LB 1.00 Hz
GB 0
PC 1.40

```

Area Percent Report

Data Path : C:\msdchem\1\DATA\
Data File : sjb_77_217fp.D
Acq On : 17 Sep 2013 11:20
Operator : sjb
Sample : sjb_77_217fp
Misc :
ALS Vial : 95 Sample Multiplier: 1

Integration Parameters: atuneWPMMar14.e
Integrator: ChemStation

Method : C:\msdchem\1\METHODS\ckr3.m
Title :

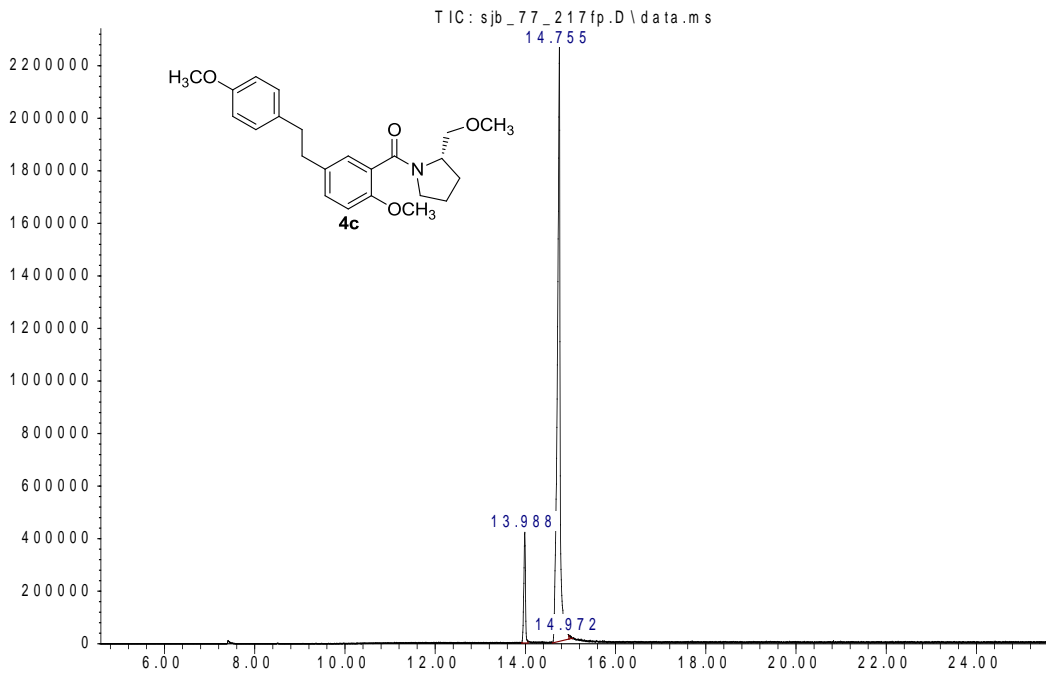
Signal : TIC: sjb_77_217fp.D\data.ms

peak #	R.T. min	first scan	max scan	last scan	PK TY	peak height	corr. area	corr. % max.	% of total
1	13.988	1631	1644	1656	VV	419295	10837930	11.40%	10.200%
2	14.755	1750	1778	1815	PV	2274434	95093596	100.00%	89.494%
3	14.972	1815	1816	1826	VV 6	13174	325675	0.34%	0.306%

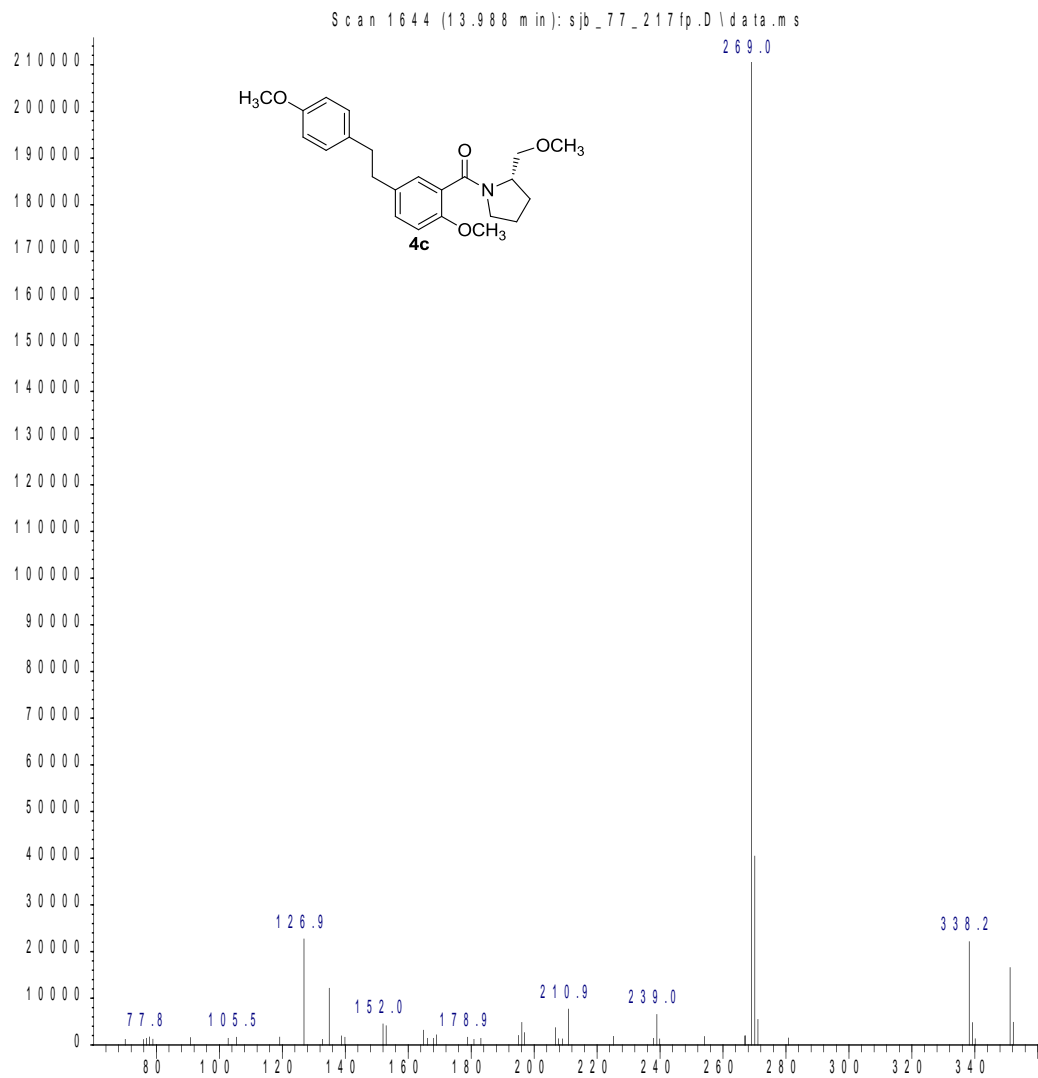
Sum of corrected areas: 106257201

ckr3.m Wed Mar 19 09:43:04 2014

Abundance

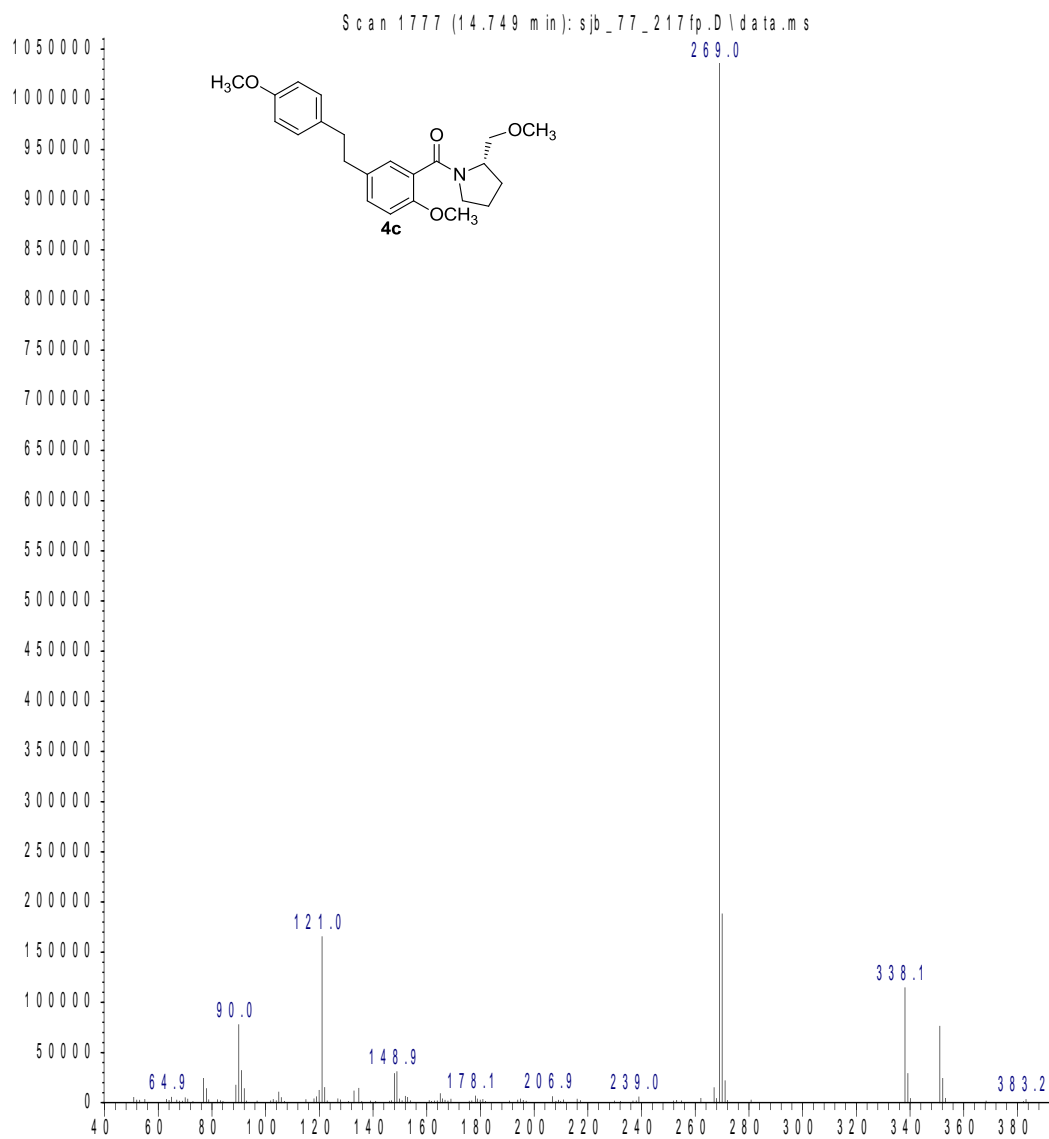


Abundance

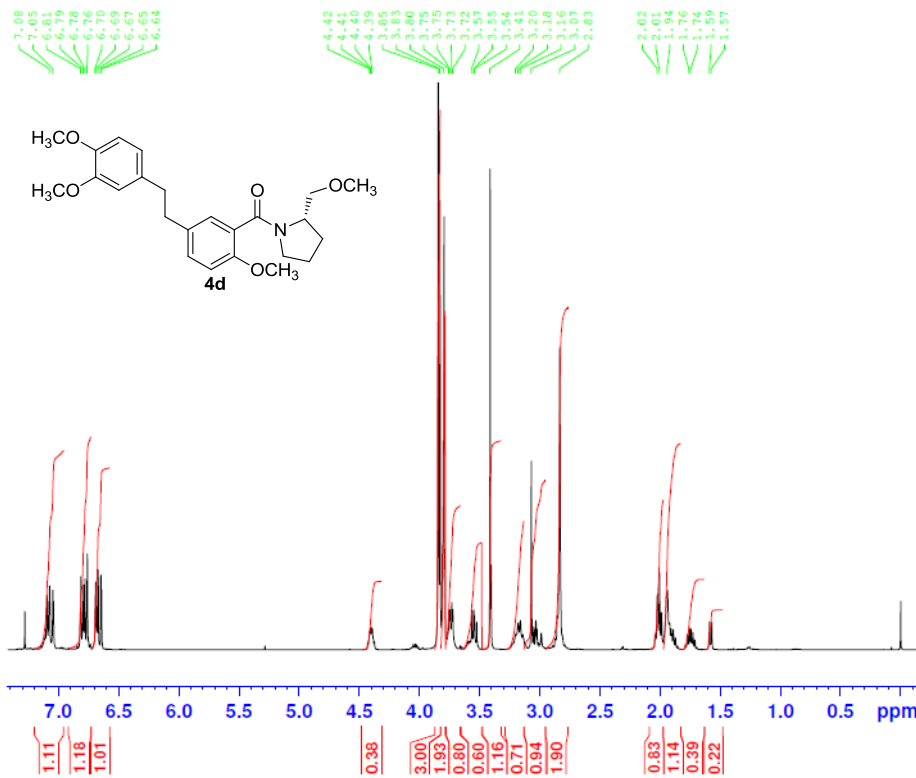


m/z-->

Abundance



m/z-->

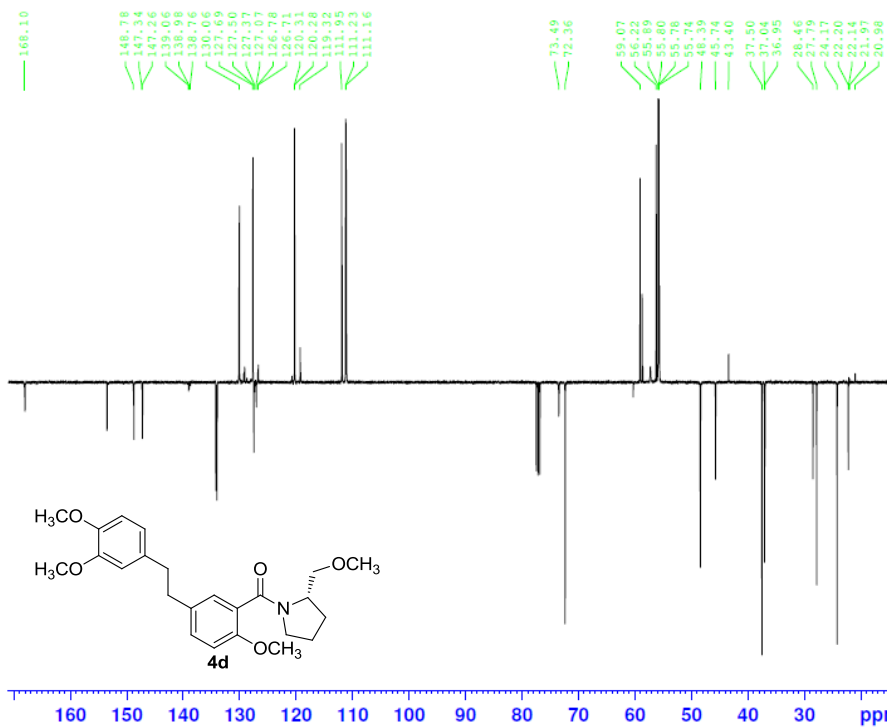


```

NAME      sjb_74_211fp take 2
EXPNO     1
PROCNO    1
Date_     20130716
Time      8.57
INSTRUM   spect
PROBHD    5 mm PABBO BB-
PULPROG   zg30
TD         65536
SOLVENT   CDC13
NS         16
DS         2
SWH       8223.685 Hz
FIDRES    0.125483 Hz
AQ        3.9846387 sec
RG         45.2
DW        60.800 usec
DE         6.50 usec
TE        301.2 K
D1        1.00000000 sec
TDO       1
  
```

```

----- CHANNEL f1 -----
NUC1      1H
P1        12.50 usec
PL1       -2.00 dB
PL1W      12.14226913 W
SFO1      400.1524711 MHz
SI        32768
SF        400.1500000 MHz
WDW       EM
SSB       0
LB        0.30 Hz
GB        0
PC        1.00
  
```



```

NAME      sjb_74_211fp 13CAPT
EXPNO     1
PROCNO    1
Date_     20121127
Time      9.51
INSTRUM   spect
PROBHD    5 mm PABBO BB-
PULPROG   jmod
TD         65536
SOLVENT   CDC13
NS         1024
DS         4
SWH       18750.000 Hz
FIDRES    0.286102 Hz
AQ        1.7476766 sec
RG         203
DW        26.667 usec
DE         6.50 usec
TE        301.2 K
CNST2     145.0000000
CNST11    1.0000000
D1        1.00000000 sec
D20       0.00689655 sec
TDO       1
  
```

```

----- CHANNEL f1 -----
NUC1      13C
P1        8.00 usec
P2        16.00 usec
PL1       -2.00 dB
PL1W      56.13311005 W
SFO1      100.6268218 MHz
  
```

```

----- CHANNEL f2 -----
CPDPRG2   waltz16
NUC2      1H
PCPD2     80.00 usec
PL2       -2.00 dB
PL12      14.00 dB
PL2W      12.14226913 W
PL12W     0.30500001 W
SFO2      400.1514721 MHz
SI        32768
SF        100.6177980 MHz
WDW       EM
SSB       0
LB        1.00 Hz
GB        0
PC        1.40
  
```


Area Percent Report

Data Path : C:\msdchem\1\DATA\
 Data File : sjb_77_171fp.D
 Acq On : 7 Aug 2013 16:17
 Operator : sjb
 Sample : sjb_77_171fp
 Misc :
 ALS Vial : 100 Sample Multiplier: 1

Integration Parameters: autoint1.e
 Integrator: ChemStation

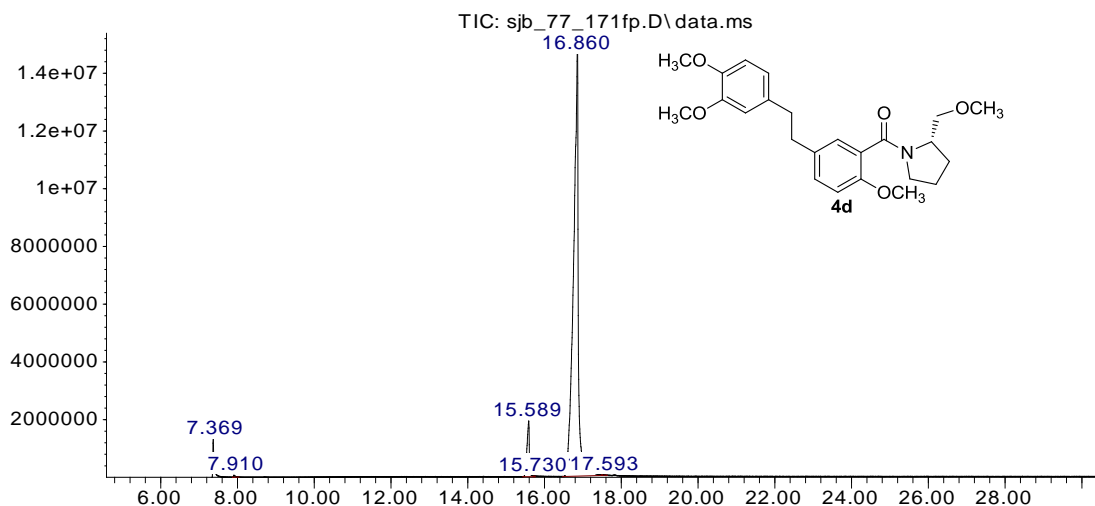
Method : C:\msdchem\1\5973N\PRECISION.M
 Title :

Signal : TIC: sjb_77_171fp.D\data.ms

peak #	R.T. min	first scan	max scan	last scan	PK TY	peak height	corr. area	corr. % max.	% of total
1	7.369	481	487	521	BV	1282670	30810488	2.37%	2.176%
2	7.910	575	582	600	BV	67415	1896048	0.15%	0.134%
3	15.589	1897	1924	1947	PV	1927063	82443691	6.35%	5.824%
4	15.730	1947	1949	1953	VV 5	27904	466958	0.04%	0.033%
5	16.860	2078	2146	2256	PV	15294204	1299084977	100.00%	91.764%
6	17.501	2256	2258	2260	VV 3	27053	299743	0.02%	0.021%
7	17.520	2260	2261	2272	VV 7	26207	589949	0.05%	0.042%
8	17.593	2272	2274	2278	VV 5	10384	82492	0.01%	0.006%

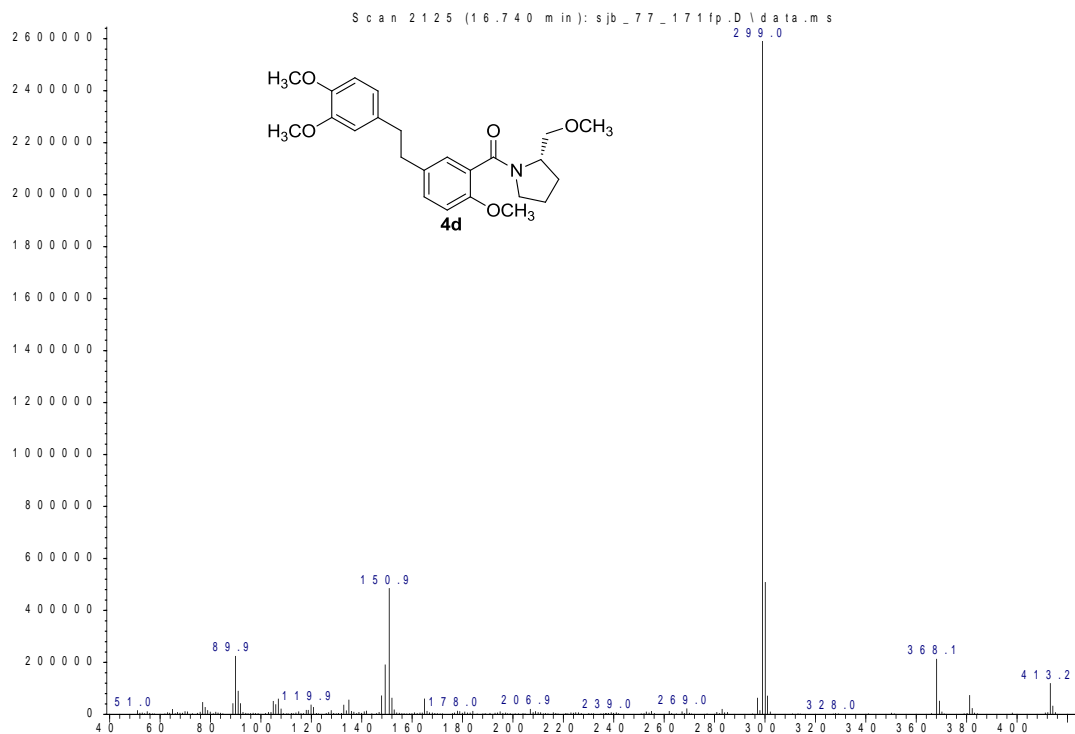
Sum of corrected areas: 1415674346

Abundance

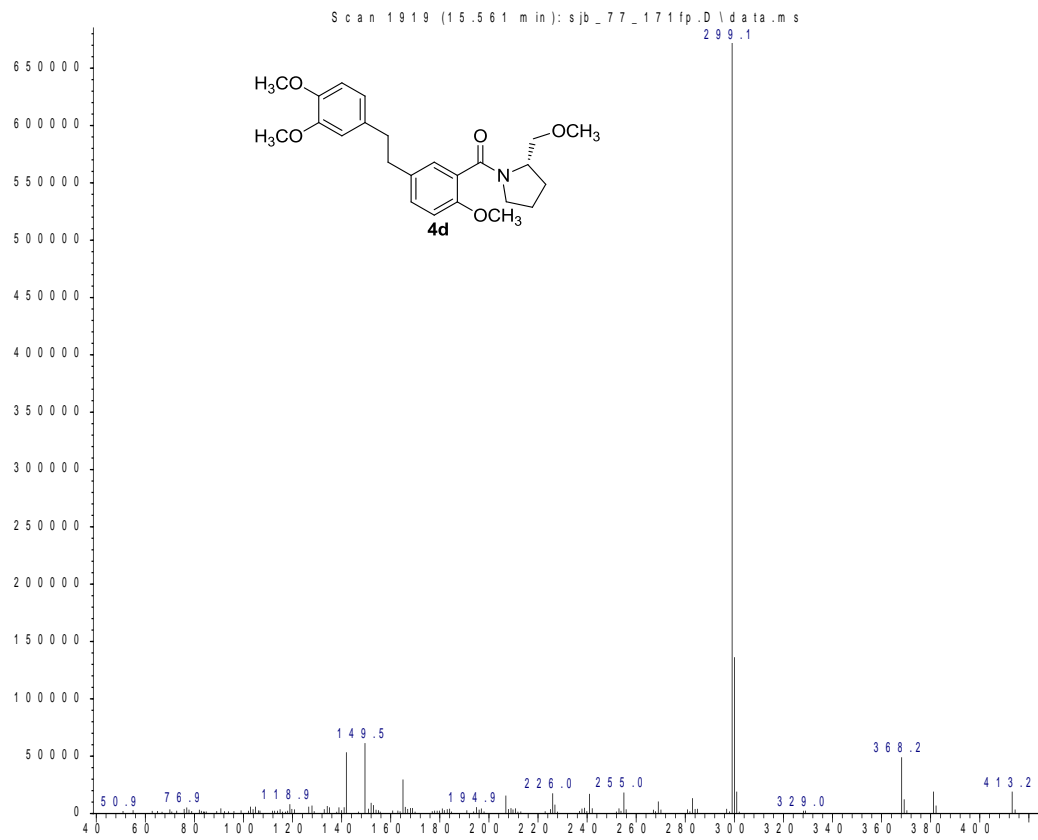


Time-->

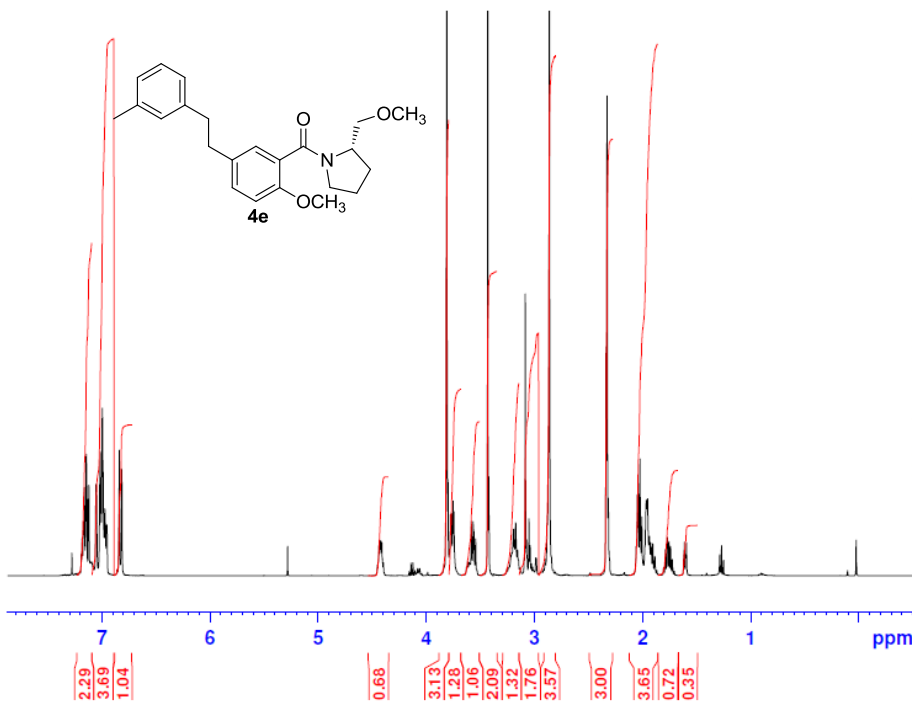
Abundance



m/z-->
Abundance

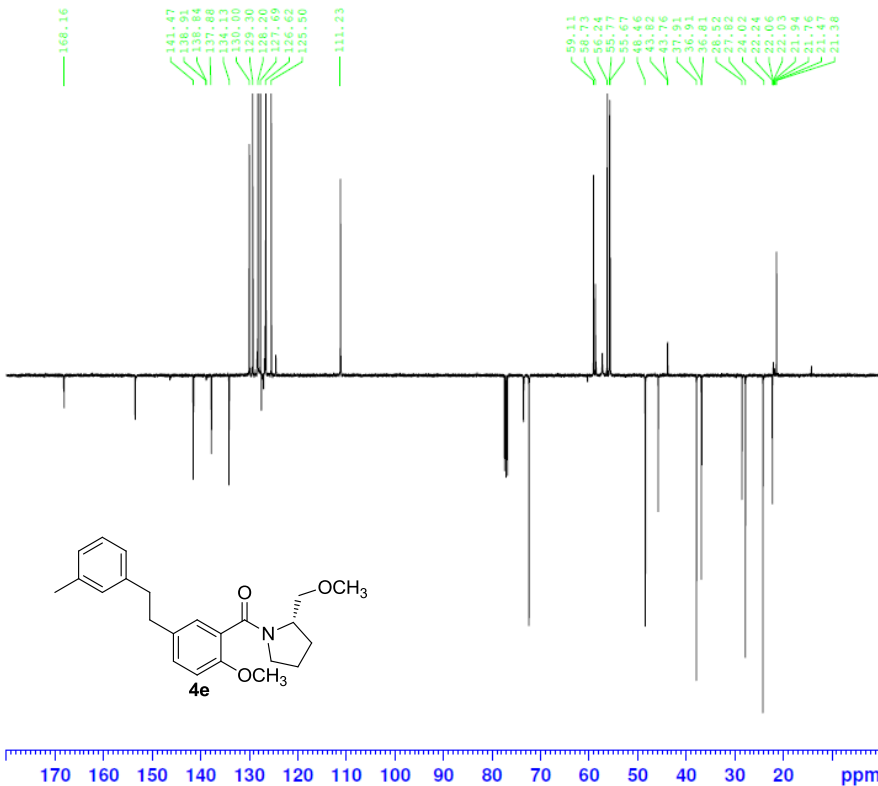


m/z-->



```
NAME      sjb_77_020fp
EXPNO     1
PROCNO    1
Date_     20121221
Time      11.07
INSTRUM   spect
PROBHD    5 mm PABBO BB-
PULPROG   zg30
TD         65536
SOLVENT   CDCl3
NS         16
DS         2
SWH        8223.685 Hz
FIDRES     0.125483 Hz
AQ         3.9846387 sec
RG         32
DW         60.800 usec
DE         6.50 usec
TE         303.1 K
D1         1.00000000 sec
TDO        1
```

```
===== CHANNEL f1 =====
NUC1      1H
P1         12.50 usec
PL1        -2.00 dB
PL1W      12.14226913 W
SFO1      400.1524711 MHz
SI         32768
SF         400.1500000 MHz
WDW        EM
SSB        0
LB         0.30 Hz
GB         0
PC         1.00
```



```
NAME      sjb_77_020fp 13CAPT
EXPNO     1
PROCNO    1
Date_     20121221
Time      12.46
INSTRUM   spect
PROBHD    5 mm PABBO BB-
PULPROG   jmod
TD         65536
SOLVENT   CDCl3
NS         1024
DS         4
SWH        18115.941 Hz
FIDRES     0.276427 Hz
AQ         1.8088436 sec
RG         203
DW         27.600 usec
DE         6.50 usec
TE         302.2 K
CNST2     145.0000000
CNST11    1.0000000
D1         2.00000000 sec
D20       0.00689655 sec
TDO        1
```

```
===== CHANNEL f1 =====
NUC1      13C
P1         8.00 usec
P2         16.00 usec
PL1        -2.00 dB
PL1W      56.13311005 W
SFO1      100.6268536 MHz
```

```
===== CHANNEL f2 =====
CPDPRG2   waltz16
NUC2      1H
PCPD2     80.00 usec
PL2        -2.00 dB
PL12      14.00 dB
PL2W      12.14226913 W
PL12W     0.30500001 W
SFO2      400.1514742 MHz
SI         32768
SF         100.6177980 MHz
WDW        EM
SSB        0
LB         1.00 Hz
GB         0
PC         1.40
```

Area Percent Report

Data Path : C:\msdchem\1\DATA\
Data File : sjb_77_020fp.D
Acq On : 21 Dec 2012 11:20
Operator : sjb
Sample : sjb_77_020fp
Misc :
ALS Vial : 20 Sample Multiplier: 1

Integration Parameters: autoint1.e
Integrator: ChemStation

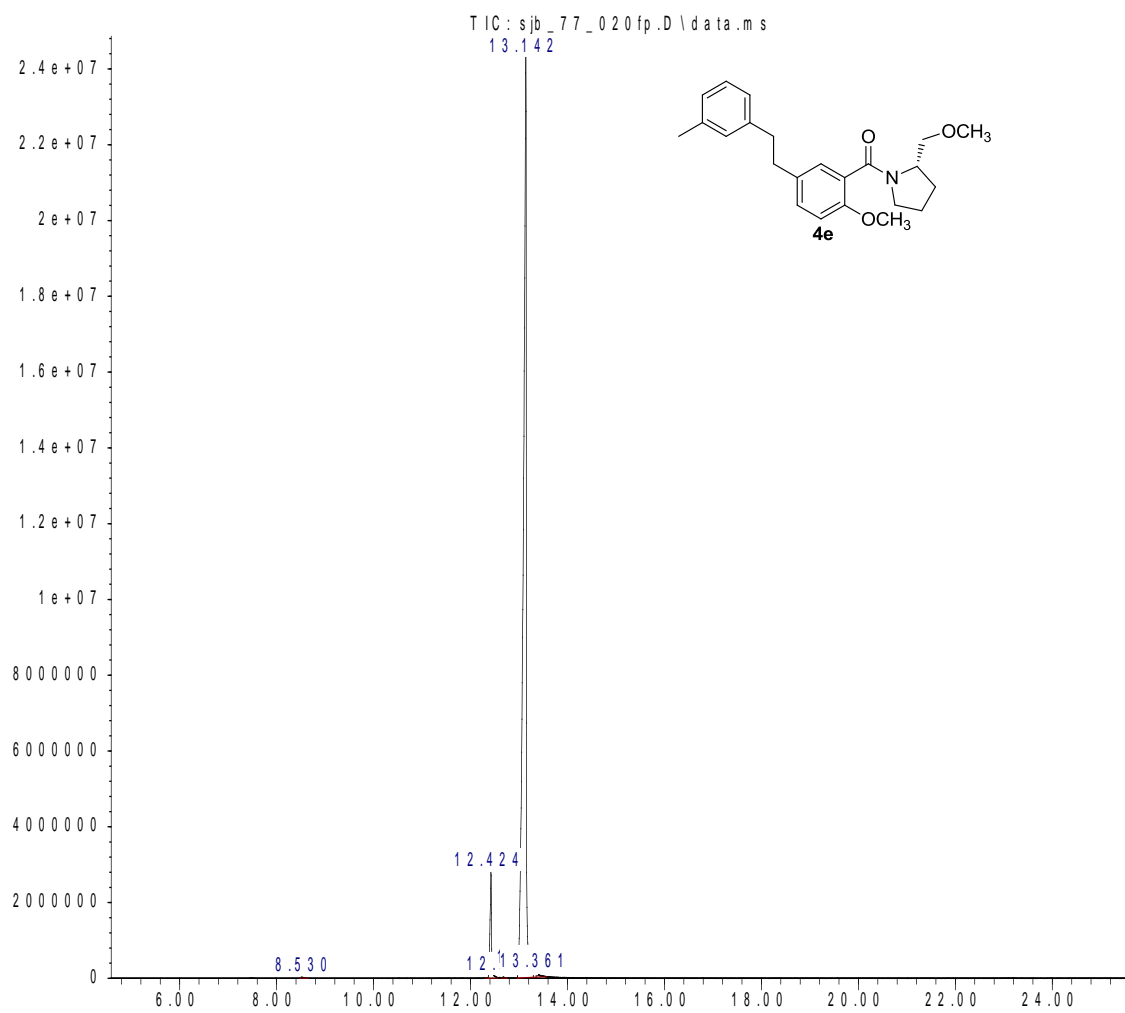
Method : C:\msdchem\1\5973N\PRECISION.M
Title :

Signal : TIC: sjb_77_020fp.D\data.ms

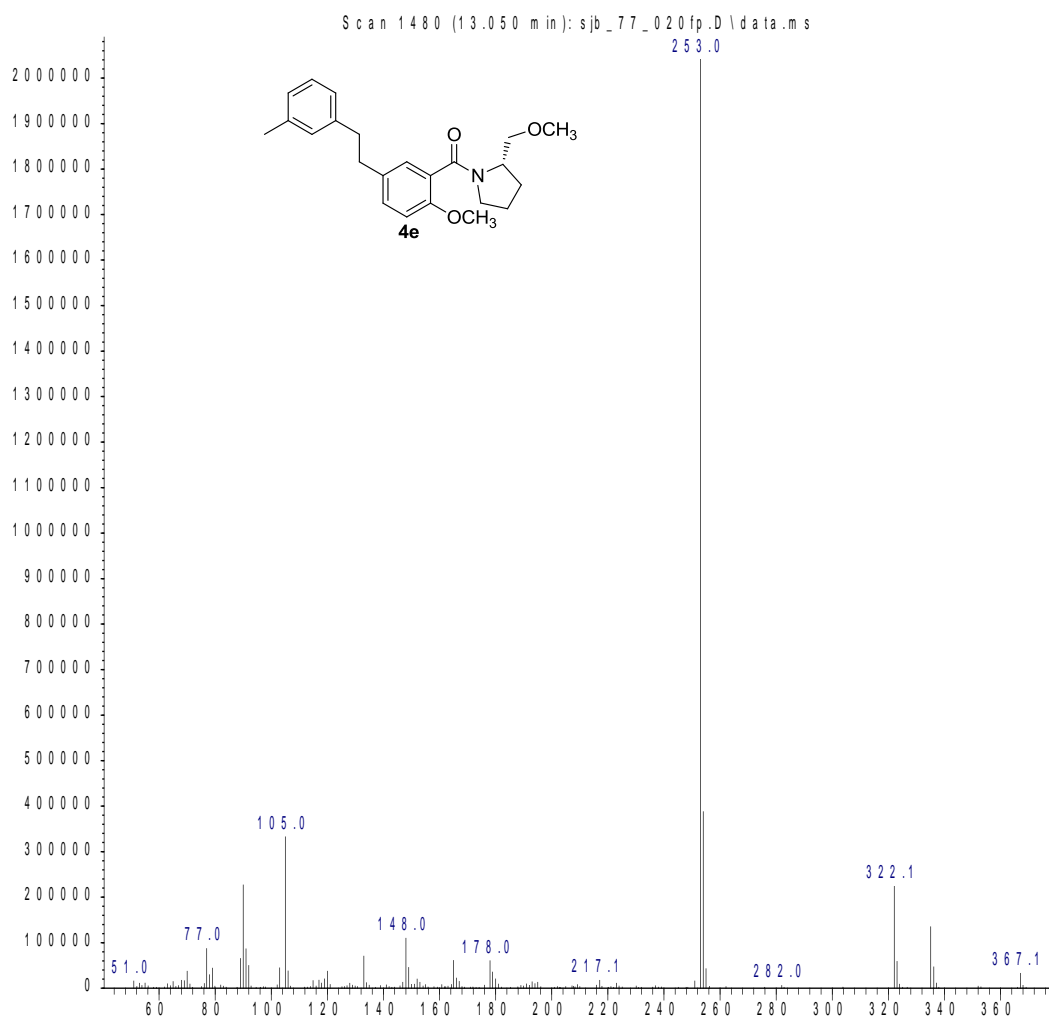
peak #	R.T. min	first scan	max scan	last scan	PK TY	peak height	corr. area	corr. % max.	% of total
1	8.530	682	690	708	BV 5	27940	1033448	0.10%	0.092%
2	12.424	1351	1371	1395	PV	2774270	64363753	6.16%	5.746%
3	12.680	1408	1415	1425	VV 2	28357	755335	0.07%	0.067%
4	13.142	1463	1496	1523	PV 2	24682415	1044588528	100.00%	93.256%
5	13.303	1523	1524	1533	VV 6	187569	4711073	0.45%	0.421%
6	13.361	1533	1534	1567	VV 8	94639	4673192	0.45%	0.417%

Sum of corrected areas: 1120125329

Abundance

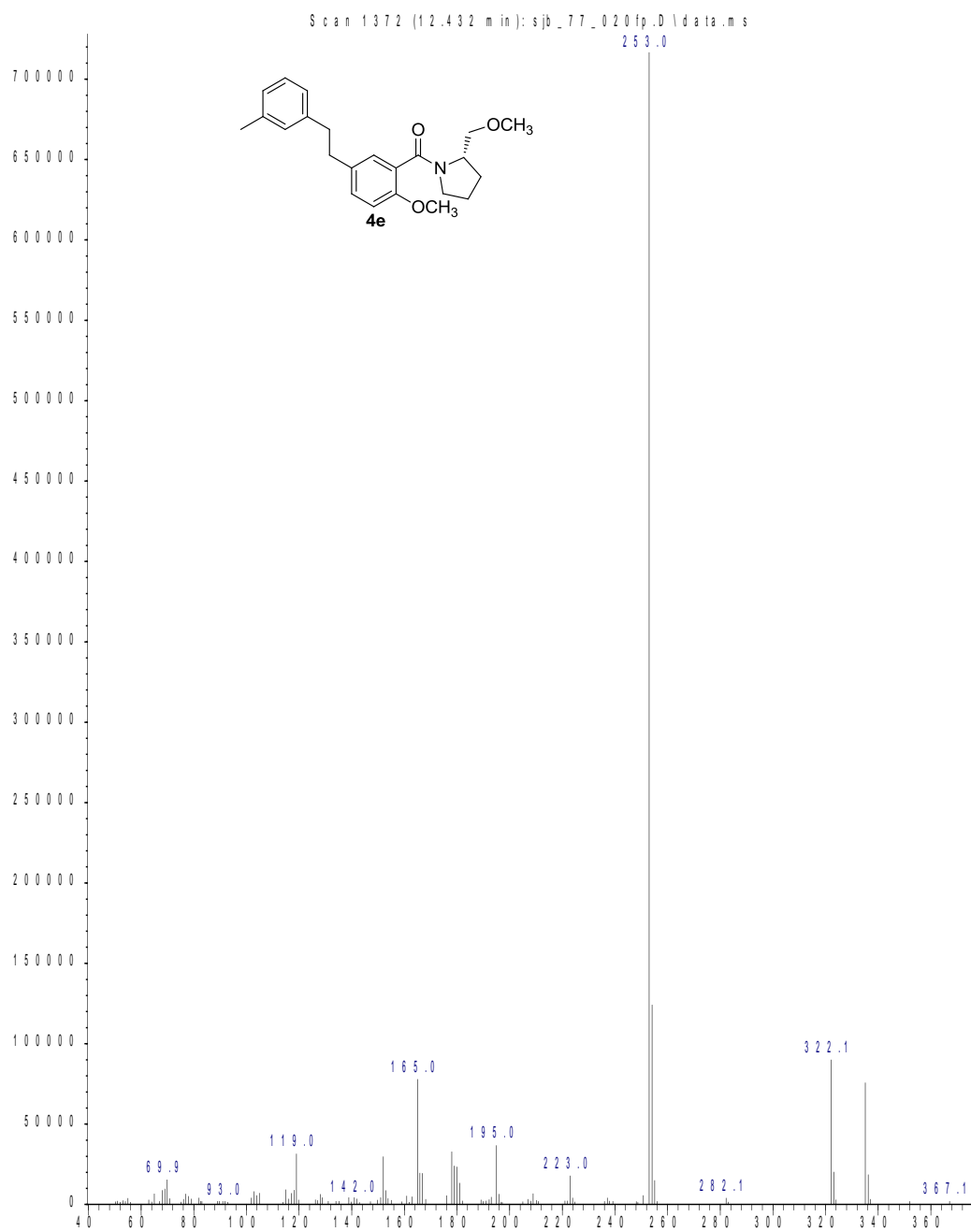


Abundance

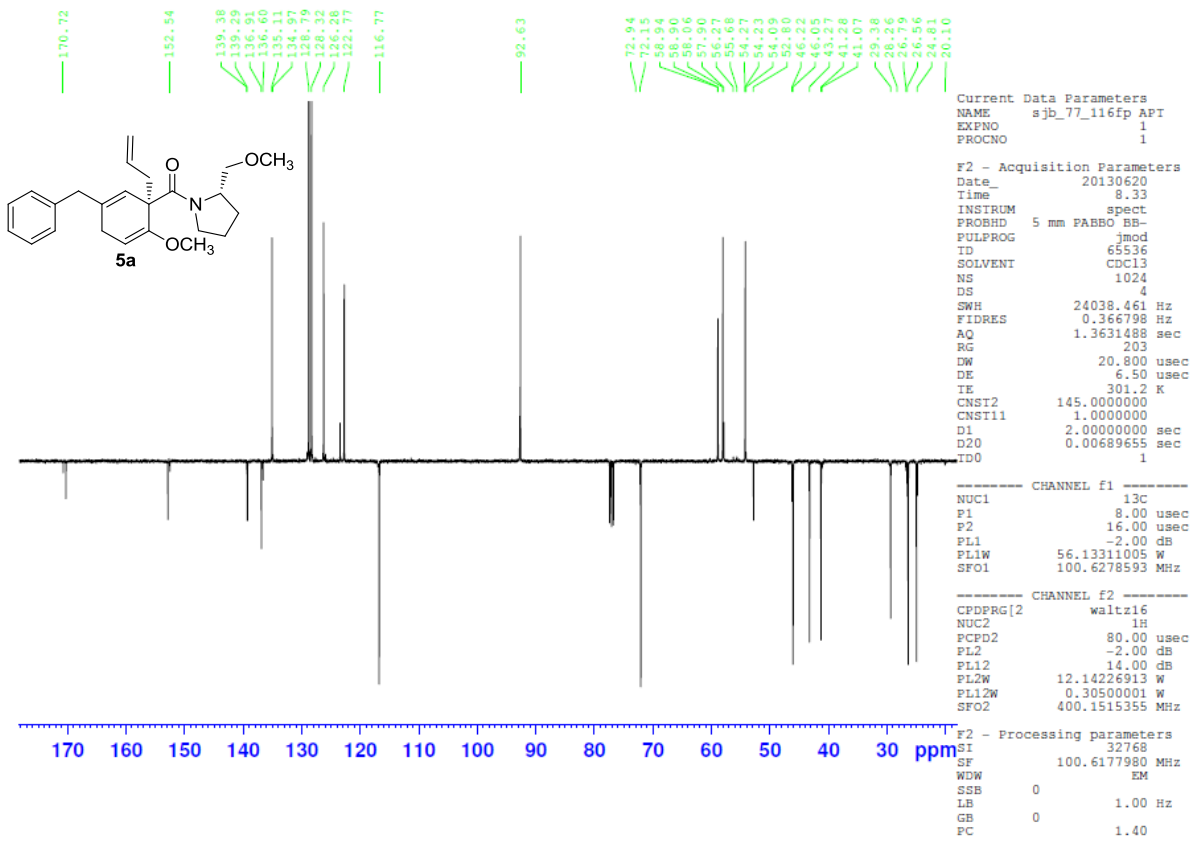
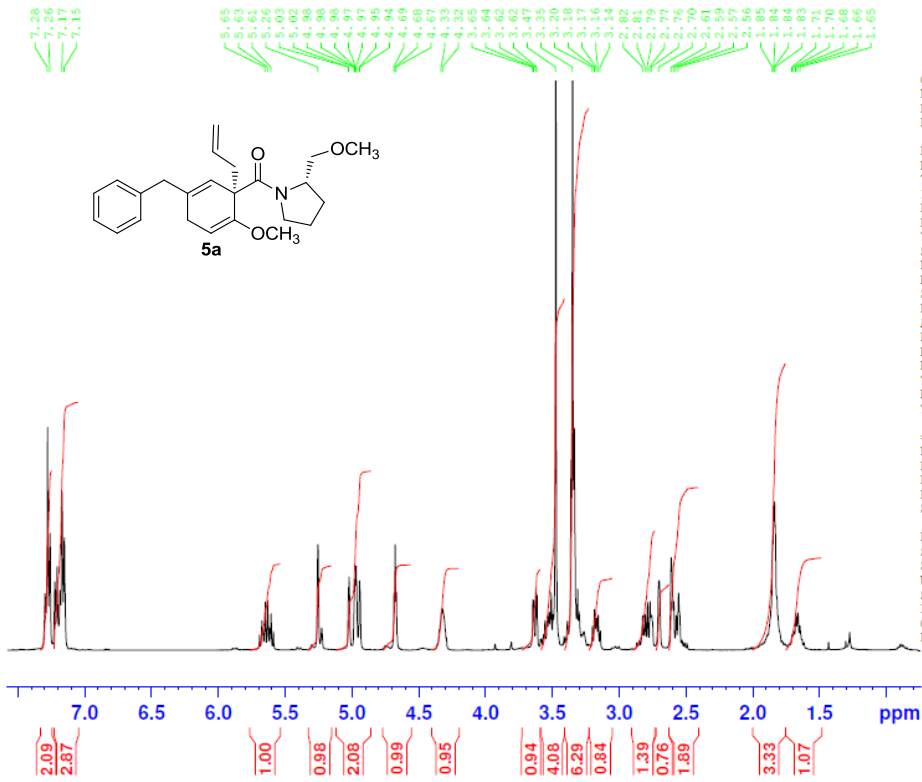


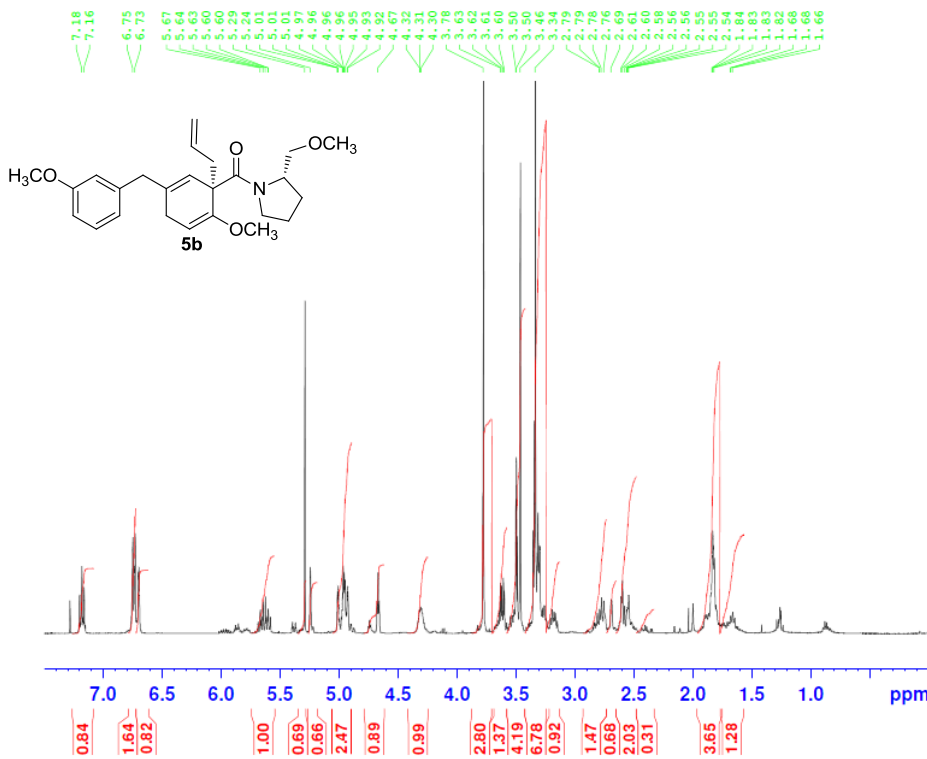
m/z-->

Abundance



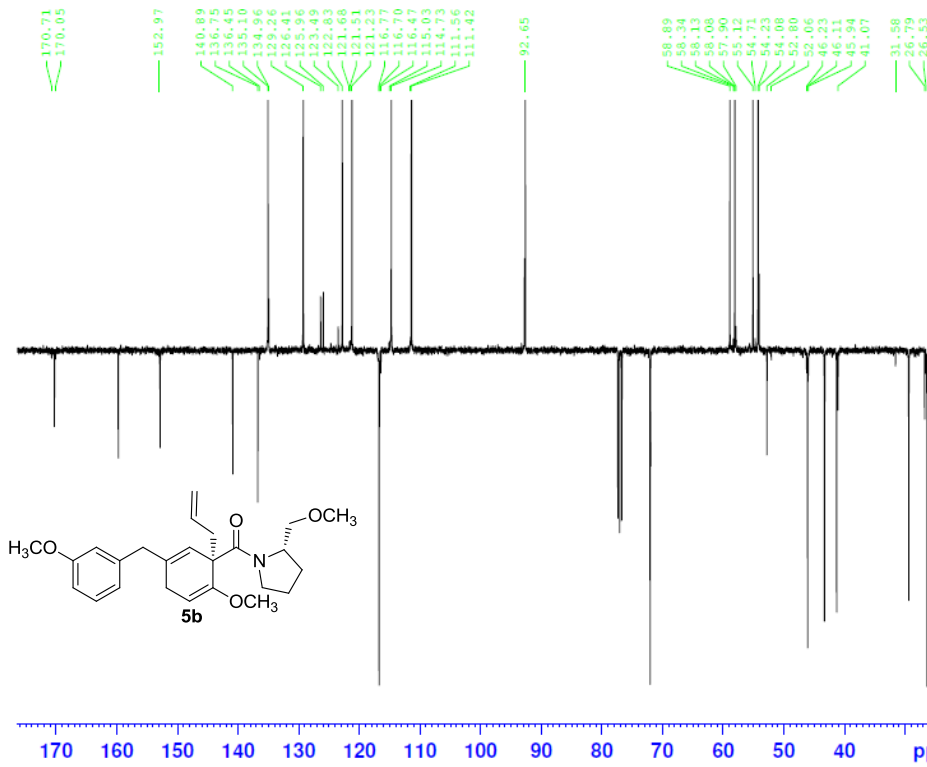
m/z-->





```
NAME sjb_74_152 fr11-19
EXPNO 1
PROCNO 1
Date_ 20121003
Time 9.37
INSTRUM spect
PROBHD 5 mm DUL 13C-1
PULPROG zg30
TD 65536
SOLVENT CDC13
NS 16
DS 2
SWH 8223.685 Hz
FIDRES 0.125483 Hz
AQ 3.9846387 sec
RG 36
DW 60.800 usec
DE 6.50 usec
TE 301.2 K
D1 1.0000000 sec
TDO 1
```

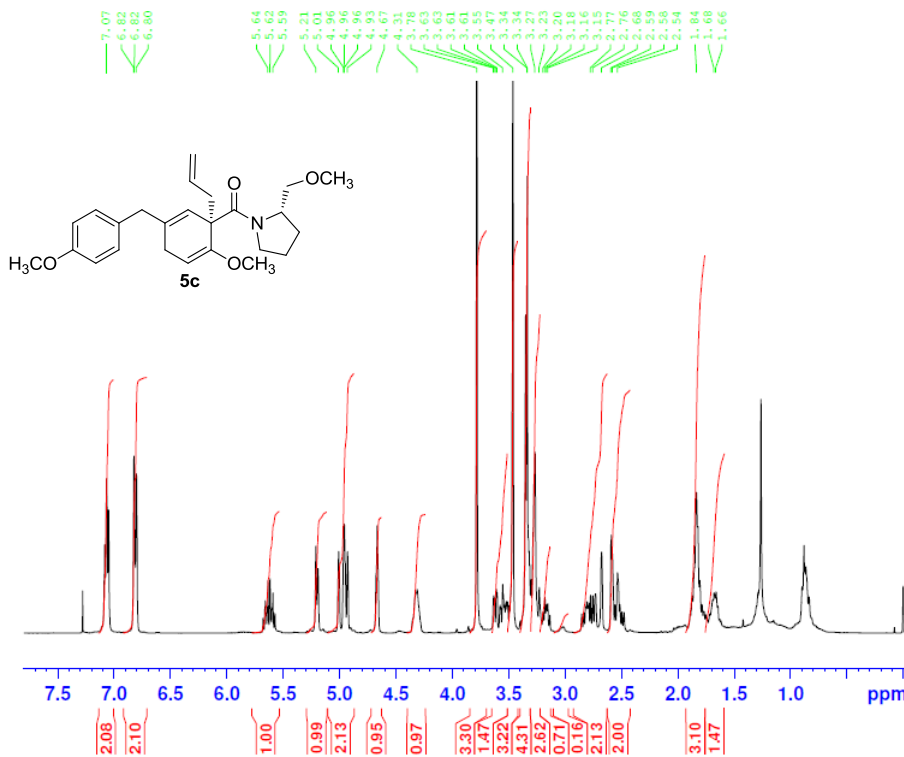
```
===== CHANNEL f1 =====
NUC1 1H
P1 9.80 usec
PL1 -4.00 dB
PLW 19.24419975 W
SFO1 400.1524711 MHz
SI 32768
SF 400.1500000 MHz
WDW EM
SSB 0
LB 0.30 Hz
GB 0
PC 1.00
```



```
Current Data Parameters
NAME sjb_77_143fp APT
EXPNO 1
PROCNO 1
F2 - Acquisition Parameters
Date_ 20130711
Time 8.35
INSTRUM spect
PROBHD 5 mm PABBO BB-
PULPROG jmod
TD 65536
SOLVENT CDC13
NS 922
DS 4
SWH 24038.461 Hz
FIDRES 0.366798 Hz
AQ 1.3631488 sec
RG 203
PC 203
DW 20.800 usec
DE 6.50 usec
TE 301.2 K
CNST2 145.0000000
CNST1 1.0000000
D1 2.0000000 sec
D20 0.00689655 sec
TDO 1
```

```
===== CHANNEL f1 =====
NUC1 13C
P1 8.00 usec
P2 16.00 usec
PL1 -2.00 dB
PL12 14.00 dB
PL2W 12.14226913 W
PL12W 0.30500001 W
SFO1 100.6278593 MHz
===== CHANNEL f2 =====
CPDPRG2 waltz16
NUC2 1H
PCPD2 80.00 usec
PL2 -2.00 dB
PL12 14.00 dB
PL2W 12.14226913 W
PL12W 0.30500001 W
SFO2 400.1515172 MHz
```

```
F2 - Processing parameters
SI 32768
SF 100.6177980 MHz
WDW EM
SSB 0
LB 1.00 Hz
GB 0
PC 1.40
```

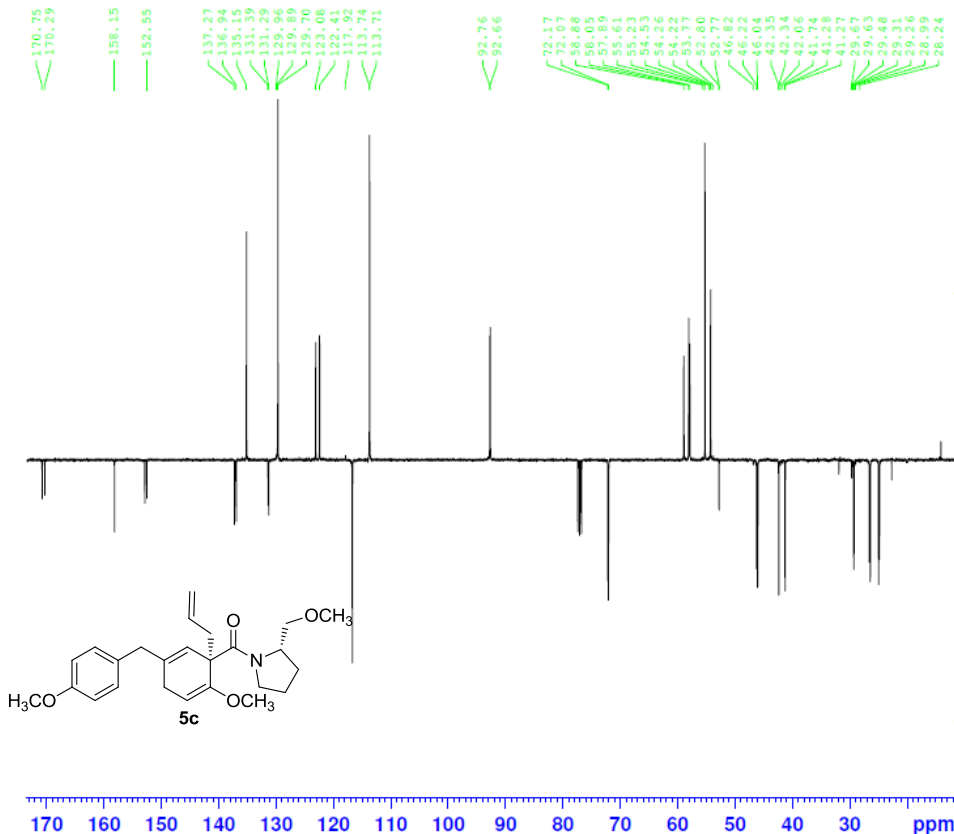


```

NAME      sjb_74_009fp
EXPNO     1
PROCNO    1
Date_     20120531
Time      16.05
INSTRUM   spect
PROBHD    5 mm PABBO BB-
PULPROG   zg30
TD         65536
SOLVENT   CDC13
NS         16
DS         2
SWH        8223.685 Hz
FIDRES     0.125483 Hz
AQ         3.9846387 sec
RG         32
DW         60.800 usec
DE         6.50 usec
TE         301.2 K
D1         1.00000000 sec
TDO        1
  
```

```

===== CHANNEL f1 =====
NUC1      1H
P1        12.50 usec
PL1       -2.00 dB
PL1W      12.14226913 W
SF01      400.1524711 MHz
SI         32768
SF         400.1500000 MHz
WDW        EM
SSB        0
LB         0.30 Hz
GB         0
PC         1.00
  
```



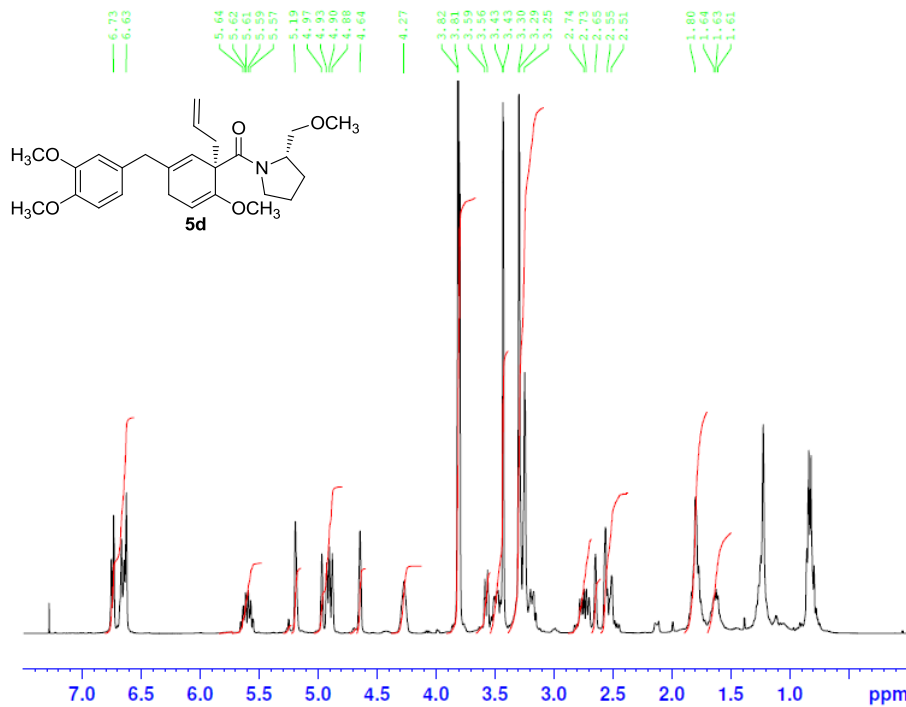
```

NAME      sjb_74_218fp 13CAPT
EXPNO     1
PROCNO    1
Date_     20121206
Time      12.49
INSTRUM   spect
PROBHD    5 mm PABBO BB-
PULPROG   jmod
TD         65536
SOLVENT   CDC13
NS         1024
DS         4
SWH        18115.941 Hz
FIDRES     0.276427 Hz
AQ         1.8088436 sec
RG         203
DW         27.600 usec
DE         6.50 usec
TE         301.2 K
CNST2     145.0000000
CNST11    1.0000000
D1         2.00000000 sec
D20        0.00689655 sec
TDO        1
  
```

```

===== CHANNEL f1 =====
NUC1      13C
P1         8.00 usec
P2        16.00 usec
PL1       -2.00 dB
PL1W      56.13311005 W
SF01      100.6265472 MHz

===== CHANNEL f2 =====
CPDPRG2   waltz16
NUC2      1H
PCPD2     80.00 usec
PL2       -2.00 dB
PL12      14.00 dB
PL2W      12.14226913 W
PL12W     0.30500001 W
SF02      400.1515072 MHz
SI         32768
SF         100.6177980 MHz
WDW        EM
SSB        0
LB         1.00 Hz
GB         0
PC         1.40
  
```

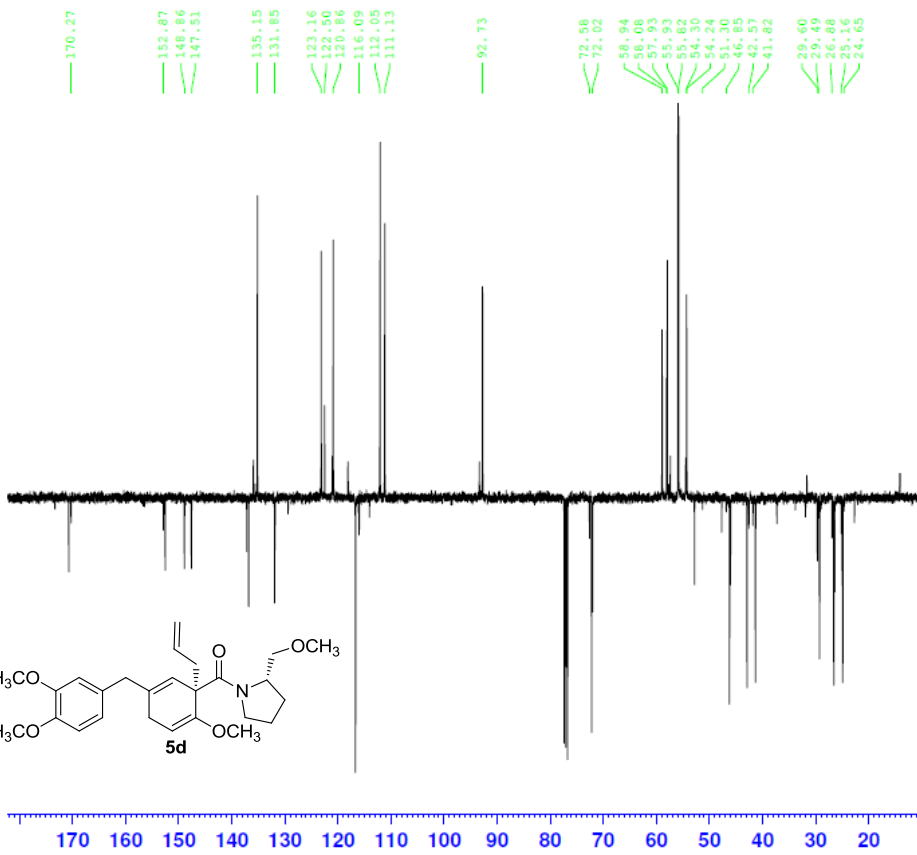


```

NAME      sjb_74_153fp
EXPNO     1
PROCNO    1
Date_     20121002
Time      16.06
INSTRUM   spect
PROBHD    5 mm DUL 13C-1
PULPROG   zg30
TD         65536
SOLVENT   CDCl3
NS         16
DS         2
SWH       8223.685 Hz
FIDRES    0.125483 Hz
AQ         3.9846387 sec
RG         22.6
DW         60.800 usec
DE         6.50 usec
TE         301.2 K
D1         1.00000000 sec
TDO        1
  
```

```

===== CHANNEL f1 =====
NUC1      1H
P1         9.80 usec
PL1        -4.00 dB
PL1W      19.24419975 W
SFO1      400.1524711 MHz
SI         32768
SF         400.1500000 MHz
WDW        EM
SSB         0
LB         0.30 Hz
GB         0
PC         1.00
  
```



```

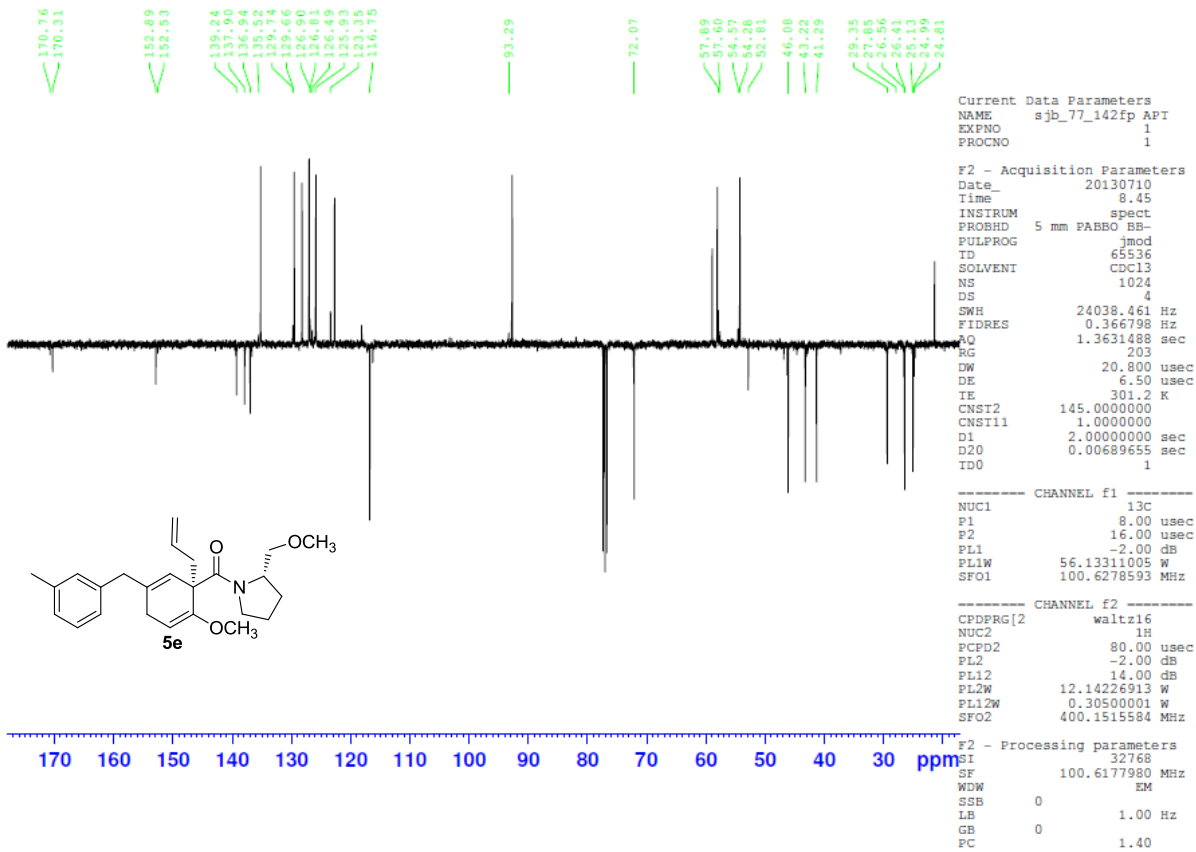
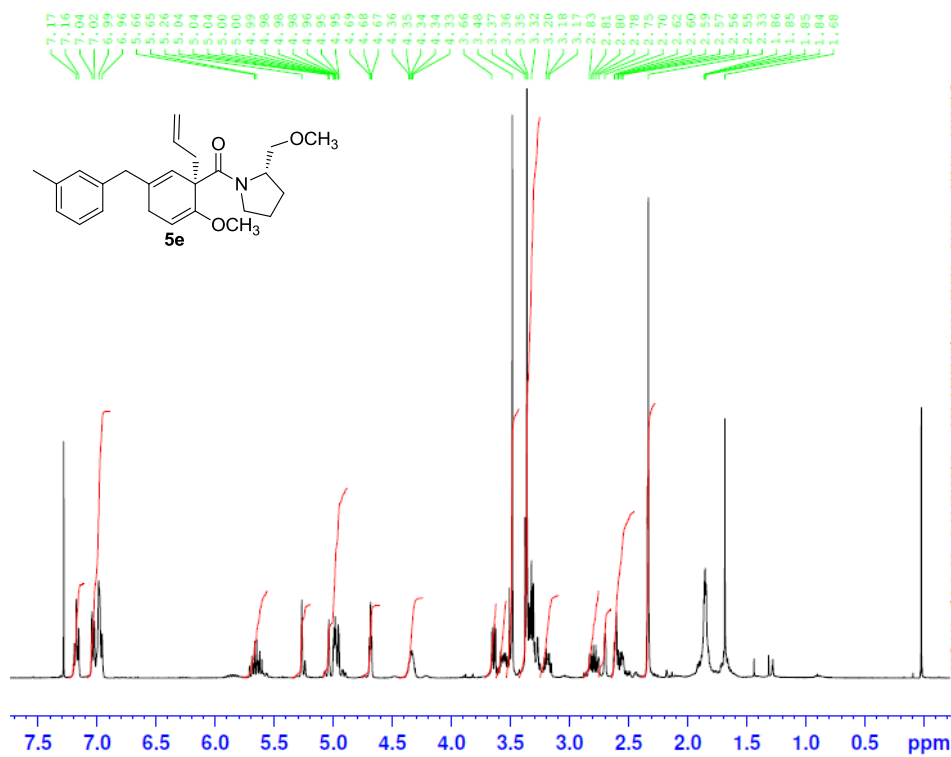
NAME      sjb_77_119fp APT
EXPNO     1
PROCNO    1
Date_     20130621
Time      8.47
INSTRUM   spect
PROBHD    5 mm PABBO BB-
PULPROG   jmod
TD         65536
SOLVENT   CDCl3
NS         1024
DS         4
SWH       24038.461 Hz
FIDRES    0.366798 Hz
AQ         1.3631988 sec
RG         203
DW         20.800 usec
DE         6.50 usec
TE         301.2 K
CNST2     145.0000000
CNST11    1.0000000
D1         2.00000000 sec
D20        0.00689655 sec
TDO        1
  
```

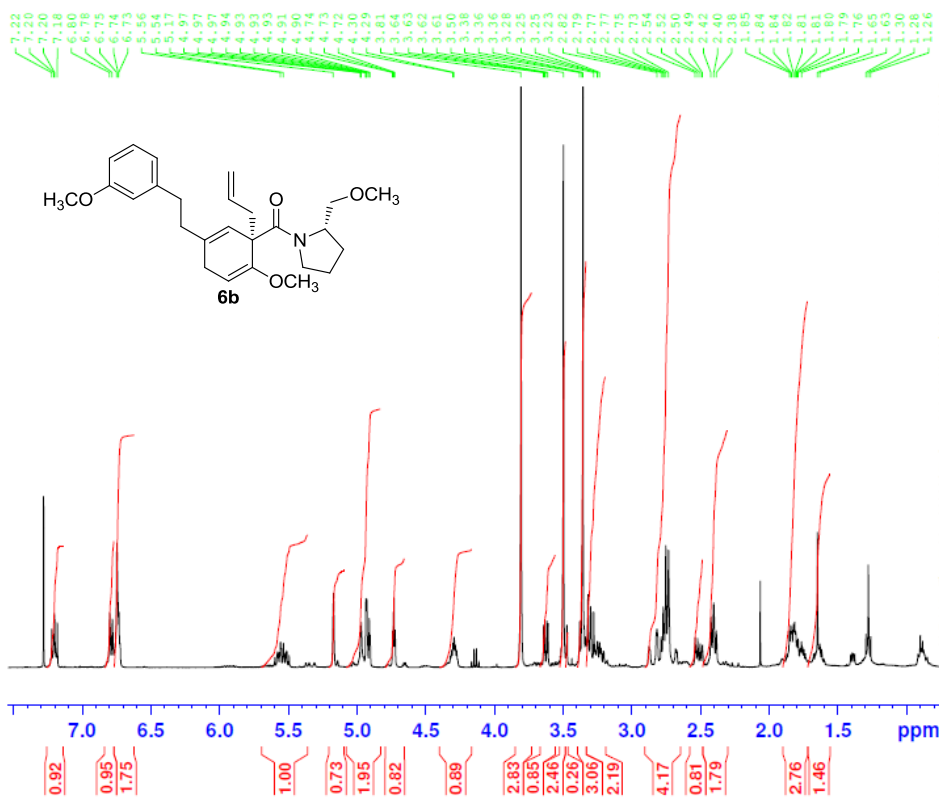
```

----- CHANNEL f1 -----
NUC1      13C
P1         8.00 usec
P2         16.00 usec
PL1        -2.00 dB
PL1W      56.13311005 W
SFO1      100.6278593 MHz
  
```

```

----- CHANNEL f2 -----
CPDPRG2   waltz16
NUC2      1H
PCPD2     80.00 usec
PL2        -2.00 dB
PL12      14.00 dB
PL12W     12.14226913 W
PL12W     0.30500001 W
SFO2      400.1514270 MHz
SI         32768
SF         100.6177980 MHz
WDW        EM
SSB         0
LB         1.00 Hz
GB         0
PC         1.40
  
```



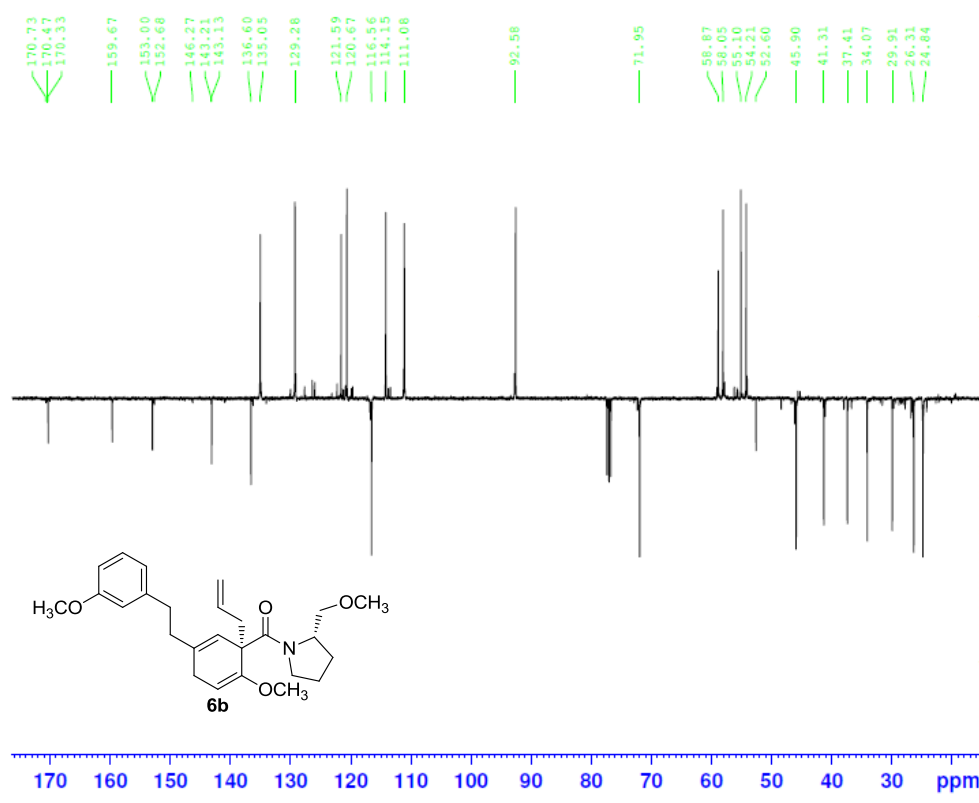


Current Data Parameters
 NAME sjb_81_102fp
 EXPNO 1
 PROCNO 1

F2 - Acquisition Parameters
 Date_ 20140214
 Time 12.39
 INSTRUM spect
 PROBHD 5 mm PABBO BB-
 PULPROG zg30
 TD 65536
 SOLVENT CDCl3
 NS 16
 DS 2
 SWH 8012.820 Hz
 FIDRES 0.122266 Hz
 AQ 4.0894465 sec
 RG 128
 DW 62.400 usec
 DE 6.50 usec
 TE 296.8 K
 D1 1.0000000 sec
 TDO 1

----- CHANNEL f1 -----
 SFO1 400.1524711 MHz
 NUC1 1H
 P1 12.50 usec
 PLW1 12.14200020 W

F2 - Processing parameters
 SI 65536
 SF 400.1500000 MHz
 WDW EM
 SSB 0
 LB 0.30 Hz
 GB 0
 PC 1.00



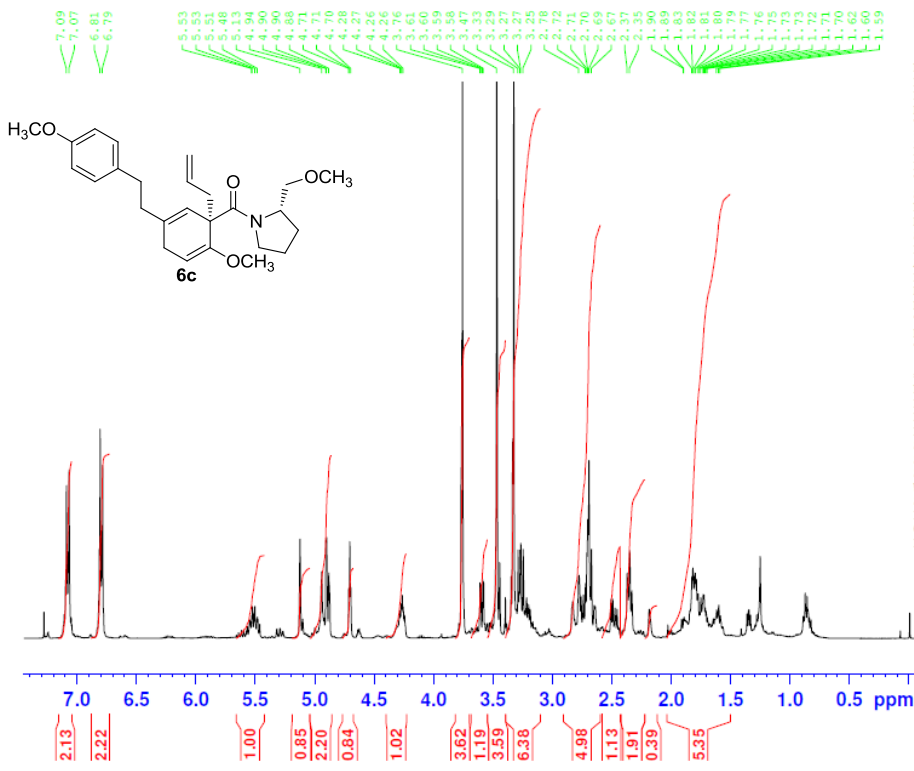
Current Data Parameters
 NAME sjb_81_Birch 666 m methoxy
 EXPNO 1
 PROCNO 1

F2 - Acquisition Parameters
 Date_ 20140510
 Time 14.31
 INSTRUM spect
 PROBHD 5 mm PABBO BB-
 PULPROG smod
 TD 65536
 SOLVENT CDCl3
 NS 1024
 DS 4
 SWH 24038.461 Hz
 FIDRES 0.366798 Hz
 AQ 1.3631488 sec
 RG 203
 DW 20.800 usec
 DE 6.50 usec
 TE 301.2 K
 CNST2 145.0000000
 CNST11 1.0000000
 D1 2.0000000 sec
 D20 0.00689655 sec
 TDO 1

===== CHANNEL f1 =====
 SFO1 100.6298721 MHz
 NUC1 13C
 P1 8.00 usec
 P2 16.00 usec
 PLW1 56.13299942 W

===== CHANNEL f2 =====
 SFO2 400.1516006 MHz
 NUC2 1H
 CPDPRG2 waltz16
 PCPD2 90.00 usec
 PLW2 12.14200020 W
 PLW12 0.24369000 W

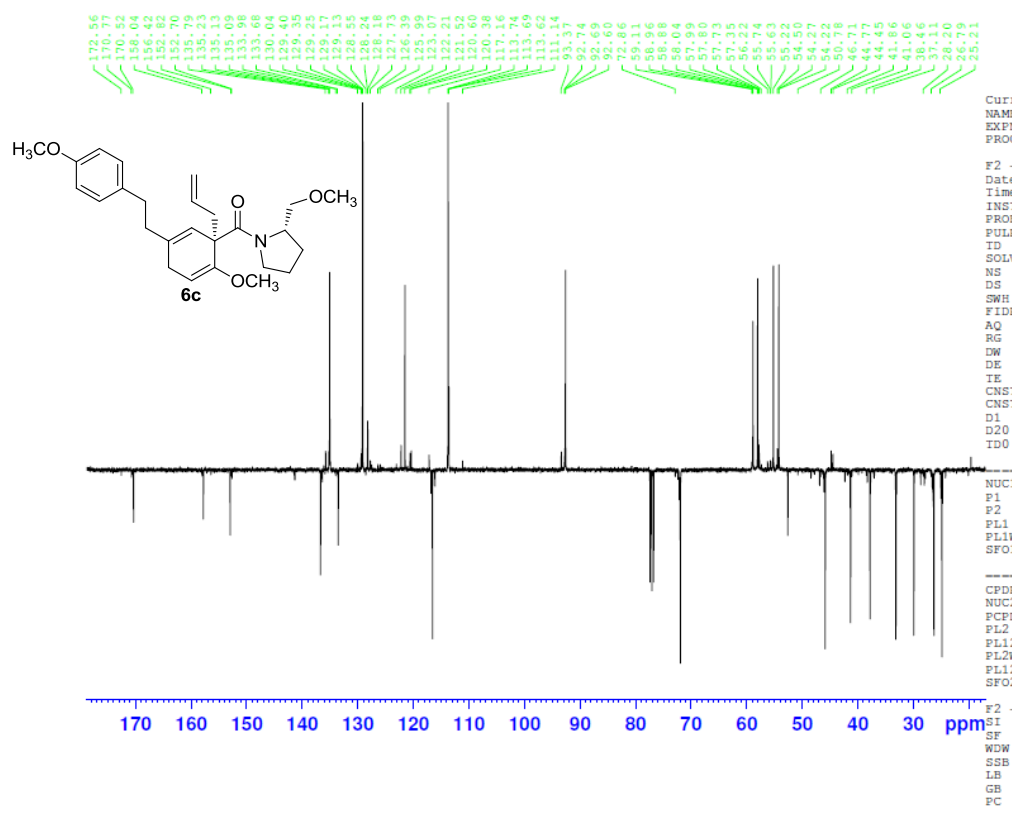
F2 - Processing parameters
 SI 32768
 SF 100.6177980 MHz
 WDW EM
 SSB 0
 LB 1.00 Hz
 GB 0
 PC 1.40



```

NAME ra_67_143pure
EXPNO 1
PROCNO 1
Date_ 20120711
Time 11.46
INSTRUM spect
PROBHD 5 mm PABBO BB-
PULPROG zg30
TD 65536
SOLVENT CDC13
NS 16
DS 2
SWH 8223.685 Hz
FIDRES 0.125483 Hz
AQ 3.9846387 sec
RG 25.4
DW 60.800 usec
DE 6.50 usec
TE 295.0 K
D1 1.00000000 sec
TD0 1

===== CHANNEL f1 =====
NUC1 1H
P1 12.50 usec
PL1 -2.00 dB
PL1W 12.14226913 W
SFO1 400.1524711 MHz
SI 32768
SF 400.1500000 MHz
WDW EM
SSB 0
LB 0.30 Hz
GB 0
PC 1.00
  
```



```

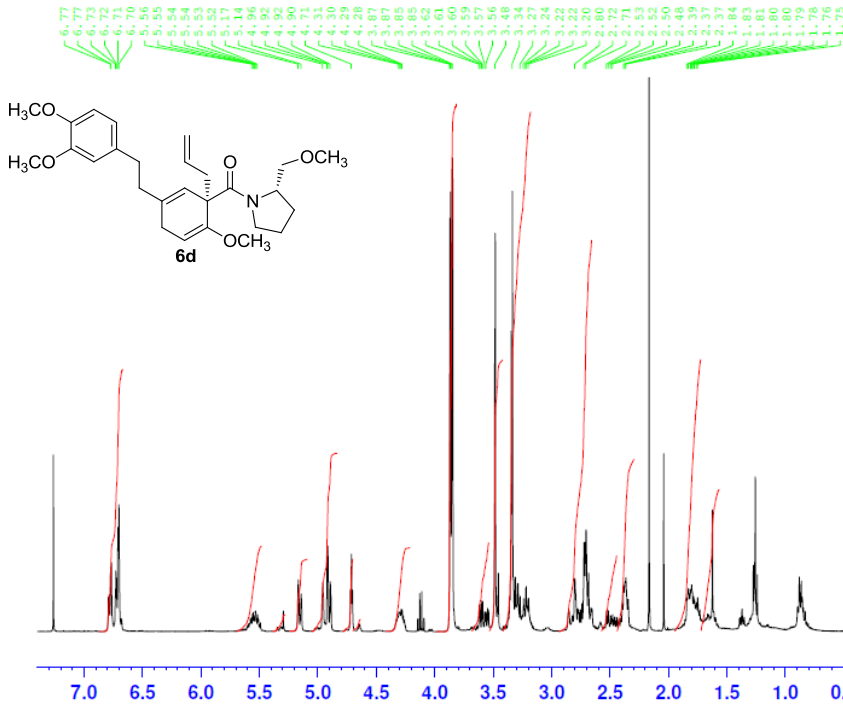
Current Data Parameters
NAME sjb_77_220fp AP1
EXPNO 1
PROCNO 1

F2 - Acquisition Parameters
Date_ 20130924
Time 16.29
INSTRUM spect
PROBHD 5 mm PABBO BB-
PULPROG 1mod
TD 65536
SOLVENT CDC13
NS 1024
DS 4
SWH 24038.461 Hz
FIDRES 0.366798 Hz
AQ 1.3631488 sec
RG 203
DW 20.800 usec
DE 6.50 usec
TE 298.2 K
CNST2 145.000000
CNST11 1.000000
D1 2.00000000 sec
D20 0.00689655 sec
TD0 1

===== CHANNEL f1 =====
NUC1 13C
P1 8.00 usec
P2 16.00 usec
PL1 -2.00 dB
PL1W 56.13311005 W
SFO1 100.6278593 MHz

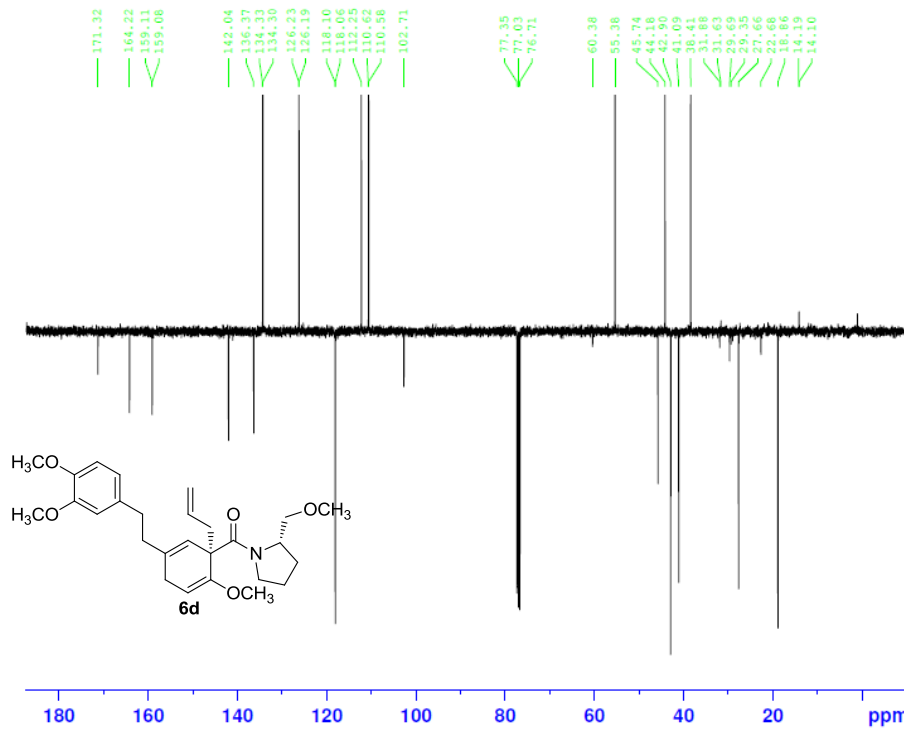
===== CHANNEL f2 =====
CPDPRG2 waltz16
NUC2 1H
PCPD2 75.00 usec
PL2 -2.00 dB
PL12 13.39 dB
PL2W 12.14226913 W
PL12W 0.35099408 W
SFO2 400.1515013 MHz

F2 - Processing parameters
SI 32768
SF 100.6177980 MHz
WDW EM
SSB 0
LB 1.00 Hz
GB 0
PC 1.40
  
```



```
NAME      sjb_72_127fp
EXPNO     1
PROCNO    1
Date_     20120220
Time      18.03
INSTRUM   spect
PROBHD    5 mm PABBO BB-
PULPROG   zg30
TD         65536
SOLVENT   CDCl3
NS         16
DS         2
SWH        8223.685 Hz
FIDRES     0.125483 Hz
AQ         3.9846387 sec
RG         144
DW         60.800 usec
DE         6.50 usec
TE         301.2 K
D1         1.00000000 sec
TDO        1
```

```
===== CHANNEL f1 =====
NUC1       1H
P1         12.50 usec
PL1        -2.00 dB
PL1W       12.14226913 W
SF01       400.1524711 MHz
SI         32768
SF         400.1500066 MHz
WDW        EM
SSB        0
LB         0.30 Hz
GB         0
PC         1.00
```



```
Current Data Parameters
NAME      sjb_74_174fp 13CAPT
EXPNO     1
PROCNO    1
```

```
F2 - Acquisition Parameters
Date_     20121017
Time      9.19
INSTRUM   spect
PROBHD    5 mm DUL 13C-1
PULPROG   jmod
ID         65536
SOLVENT   CDCl3
NS         1024
DS         4
SWH        20161.291 Hz
FIDRES     0.307637 Hz
AQ         1.6252928 sec
RG         203
DW         24.800 usec
DE         6.50 usec
TE         301.2 K
CNSI2     145.0000000
CNSI11    1.0000000
D1         2.00000000 sec
D20       0.00689655 sec
TDO        1
```

```
----- CHANNEL f1 -----
NUC1       13C
P1         9.00 usec
P2         18.00 usec
PL1        0 dB
PL1W       35.41759872 W
SF01       100.6268310 MHz
```

```
----- CHANNEL f2 -----
CPDPRG2   waltz16
NUC2       1H
PCPD2     80.00 usec
PL2        -3.80 dB
PL12       13.80 dB
PL2W       18.37806702 W
PL12W     0.31937420 W
SF02       400.1514625 MHz
```

```
F2 - Processing parameters
SI         32768
SF         100.6177980 MHz
WDW        EM
SSB        0
LB         1.00 Hz
GB         0
PC         1.40
```

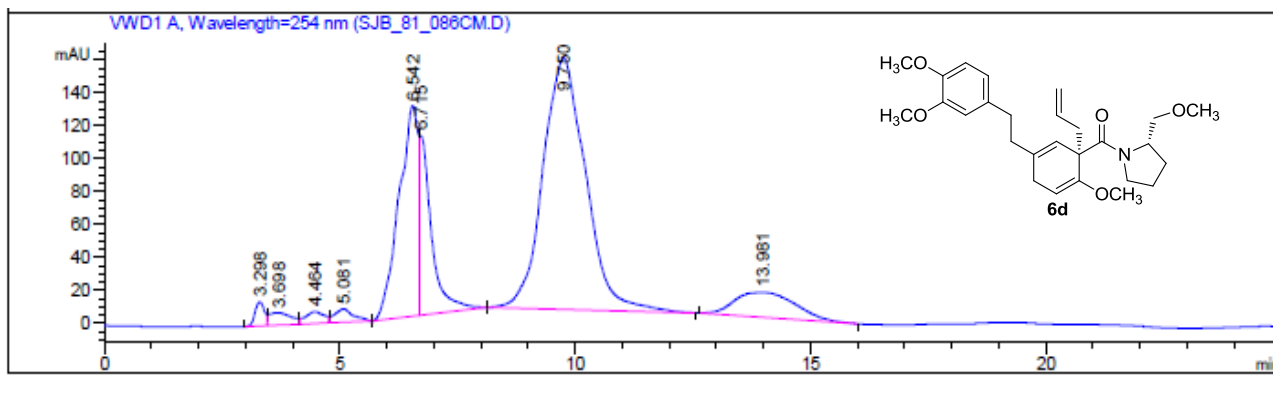

Analysis of stereoselectivity in the Birch reduction-allylation of 4d

1. Enantioselective reaction (LC trace of UV detector reading)

Data File C:\CHEM32\1\DATA\SJB_81_086CM.D

Sample Name: sjb_81_086cm

```
=====
Acq. Operator   : SYSTEM
Acq. Instrument : HPLC
Injection Date  : 1/17/2014 12:22:33 PM
Location        : Vial 1
Inj Volume     : Manually
Method         : C:\CHEM32\1\METHODS\HILIC1.M
Last changed   : 1/17/2014 12:20:27 PM by SYSTEM
                (modified after loading)
Sample Info    : sjb_81_086 crude in 85:15 Hexanes:IPA run in 85:15 Hexanes:IPA at 0.250 mL
                /min for 25 min.
```



Signal 2: WVD1 A, Wavelength=254 nm

Peak #	RetTime [min]	Type	Width [min]	Area [mAU*s]	Height [mAU]	Area %
1	3.298	BV	0.2191	203.46292	14.49135	1.1677
2	3.698	VV	0.4577	243.59489	7.32784	1.3980
3	4.464	VV	0.3829	197.91856	7.17767	1.1359
4	5.081	VB	0.4071	224.77737	7.94808	1.2900
5	6.542	BV	0.3841	3654.93994	128.00078	20.9763
6	6.715	VB	0.2498	1885.33069	109.02492	10.8202
7	9.750	BB	0.9449	9656.28906	152.91478	55.4191
8	13.981	BB	1.2294	1357.81055	14.95760	7.7927

Totals : 1.74241e4 441.84302

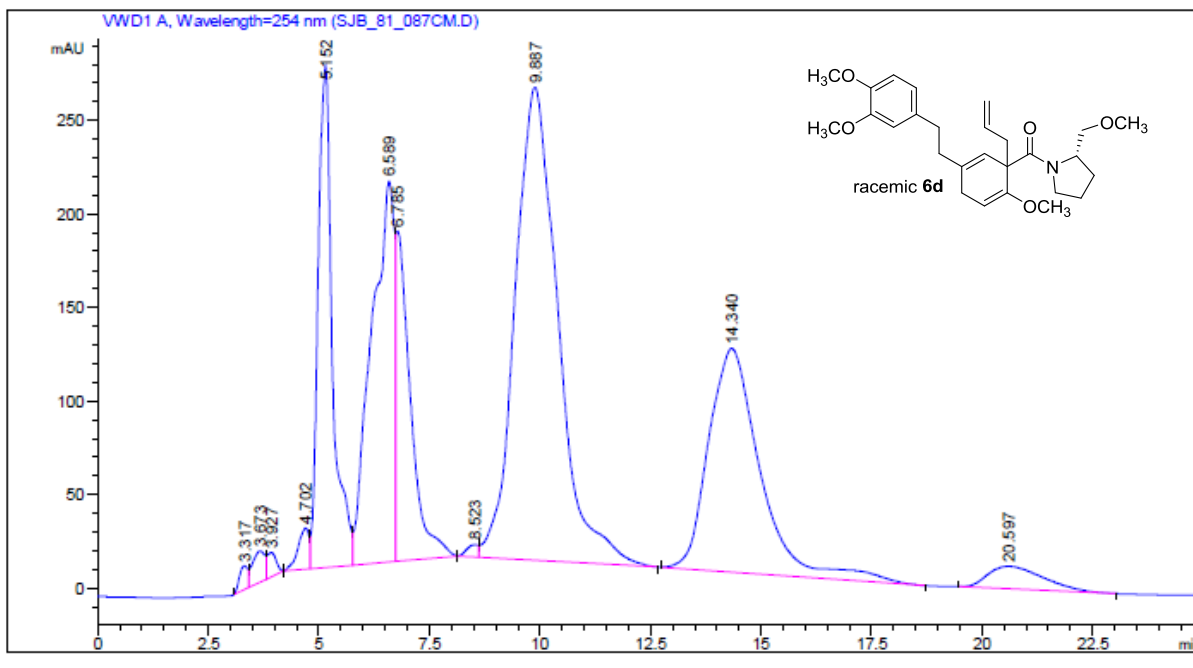
2. Non-enantioselective (LC trace of UV detector reading)

Data File C:\CHEM32\1\DATA\SJB_81_087CM.D

Sample Name: sjb_81_087cm

```
=====
Acq. Operator   : SYSTEM
Acq. Instrument : HPLC
Injection Date  : 1/17/2014 3:35:52 PM
Location        : Vial 1
Inj Volume     : Manually

Method         : C:\CHEM32\1\METHODS\HILIC1.M
Last changed   : 1/17/2014 12:20:27 PM by SYSTEM
                (modified after loading)
Sample Info    : sjb_81_087cm in 85:15 Hexanes:IPA run in 85:15 Hexanes:IPA at 0.250 mL/min
                for 25 min.
```



=====
 Area Percent Report
 =====

Sorted By : Signal
 Multiplier : 1.0000
 Dilution : 1.0000
 Use Multiplier & Dilution Factor with ISTDs

Signal 1: VWD1 A, Wavelength=254 nm

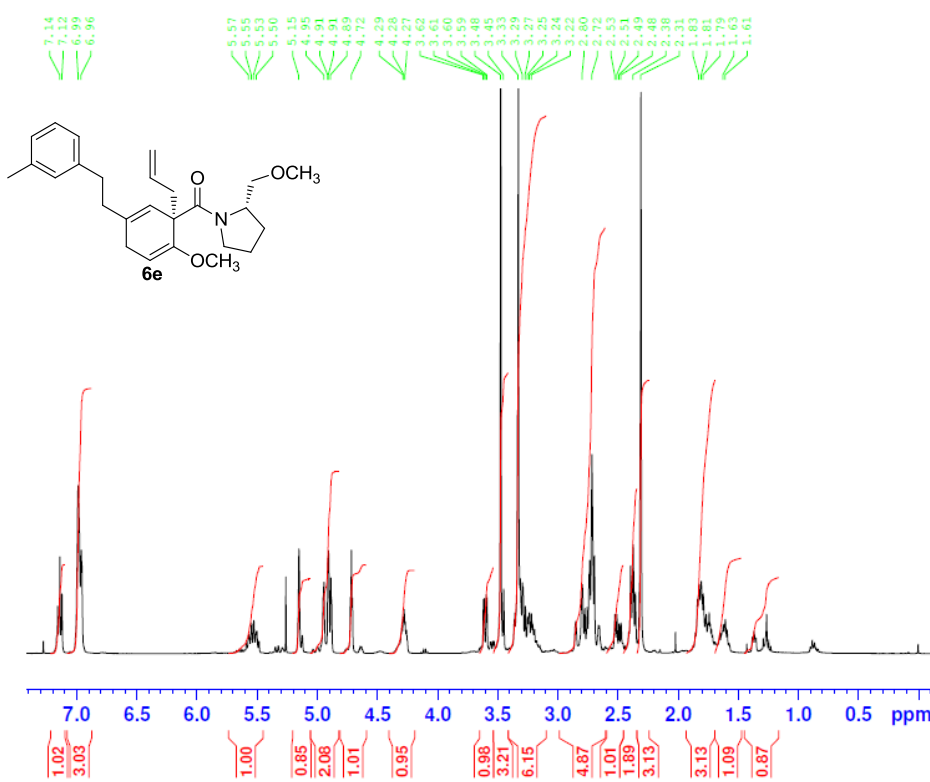
Peak #	RetTime [min]	Type	Width [min]	Area [mAU*s]	Height [mAU]	Area %
1	3.317	BV	0.2026	161.71326	12.68614	0.3488
2	3.673	VV	0.2997	329.34979	16.61233	0.7104
3	3.927	VB	0.2226	191.60265	12.91174	0.4133
4	4.702	BV	0.2670	377.67203	22.03365	0.8146
5	5.152	VV	0.3515	6101.32959	268.04456	13.1599
6	6.589	VV	0.4678	7244.44189	203.48740	15.6255
7	6.785	VB	0.3230	4046.57104	176.38852	8.7280
8	8.523	BV	0.2815	114.57014	6.49611	0.2471
9	9.887	VB	0.9084	1.70311e4	252.78012	36.7342
10	14.340	BB	1.2435	9709.70996	119.50664	20.9428
11	20.597	BB	1.2449	1055.00098	11.95725	2.2755

Totals : 4.63631e4 1102.90446

Peak explanation:

retention time (min.)	Compound
5.1	1S enantiomer
6.5-6.7	1R enantiomer
9.8	gamma-alkylation product of Birch reduction
14	unreacted aromatic starting material
20.6	regioisomer of unreacted aromatic starting material

Analysis: Enantioselective reaction shows a small amount of the 1S enantiomer, 1.29%. Therefore the enantioselectivity must be approximately 24:1 (31.8/1.29).

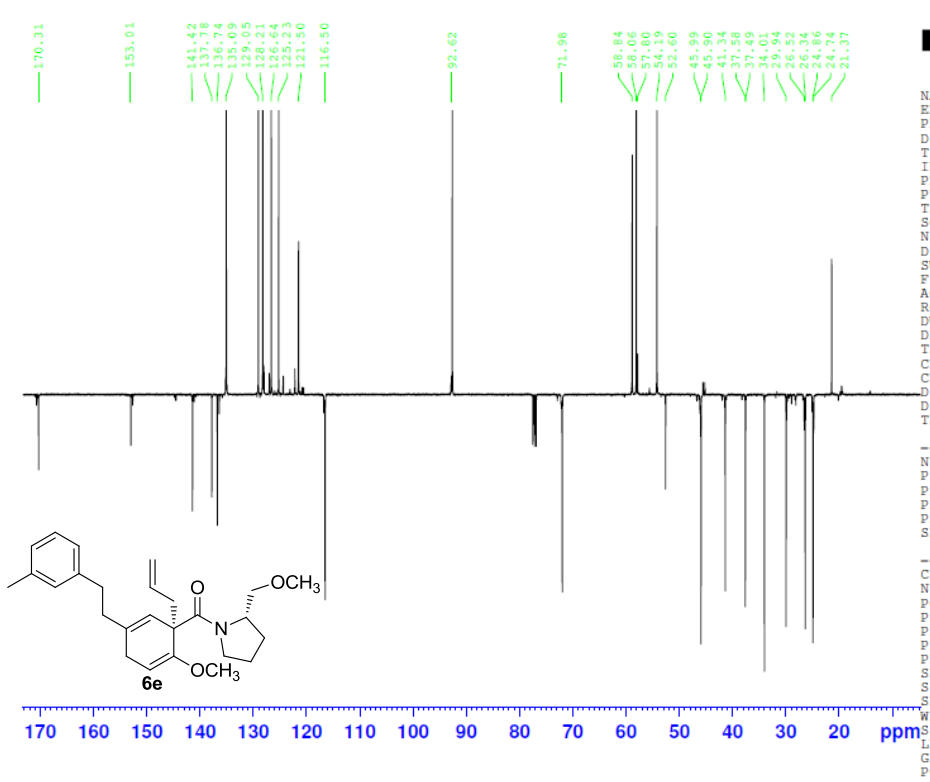


```

NAME      sjb_77_021fp
EXPNO     1
PROCNO    1
Date_     20130103
Time      12.28
INSTRUM   spect
PROBHD    5 mm PABBO BB-
PULPROG   zg30
TD         65536
SOLVENT   CDCl3
NS         16
DS         2
SWH       8223.685 Hz
FIDRES    0.125483 Hz
AQ         3.9846387 sec
RG         18
DW         60.800 usec
DE         6.50 usec
TE         301.9 K
D1         1.00000000 sec
TDO        1
  
```

```

===== CHANNEL f1 =====
NUC1      1H
P1        12.50 usec
PL1       -2.00 dB
PL1W      12.14226913 W
SFO1      400.1524711 MHz
SI         32768
SF         400.1500000 MHz
WDW        EM
SSB        0
LB         0.30 Hz
GB         0
PC         1.00
  
```



```

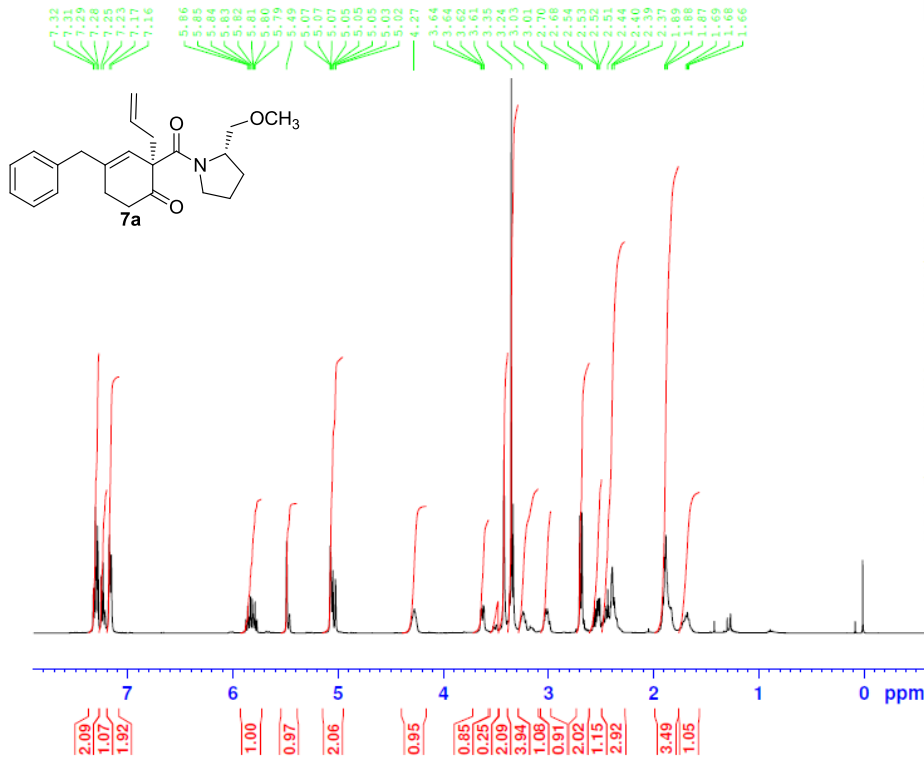
NAME      sjb_77_021fp 13CAPT
EXPNO     1
PROCNO    1
Date_     20130103
Time      15.21
INSTRUM   spect
PROBHD    5 mm PABBO BB-
PULPROG   jmod
TD         65536
SOLVENT   CDCl3
NS         1024
DS         4
SWH       17006.803 Hz
FIDRES    0.259503 Hz
AQ         1.9268084 sec
RG         203
DW         29.400 usec
DE         6.50 usec
TE         301.1 K
CNST2     145.0000000
CNST11    1.0000000
D1         2.00000000 sec
D20        0.00689655 sec
TDO        1
  
```

```

----- CHANNEL f1 -----
NUC1      13C
P1         8.00 usec
P2        16.00 usec
PL1       -2.00 dB
PL1W      56.13311005 W
SFO1      100.6267471 MHz
  
```

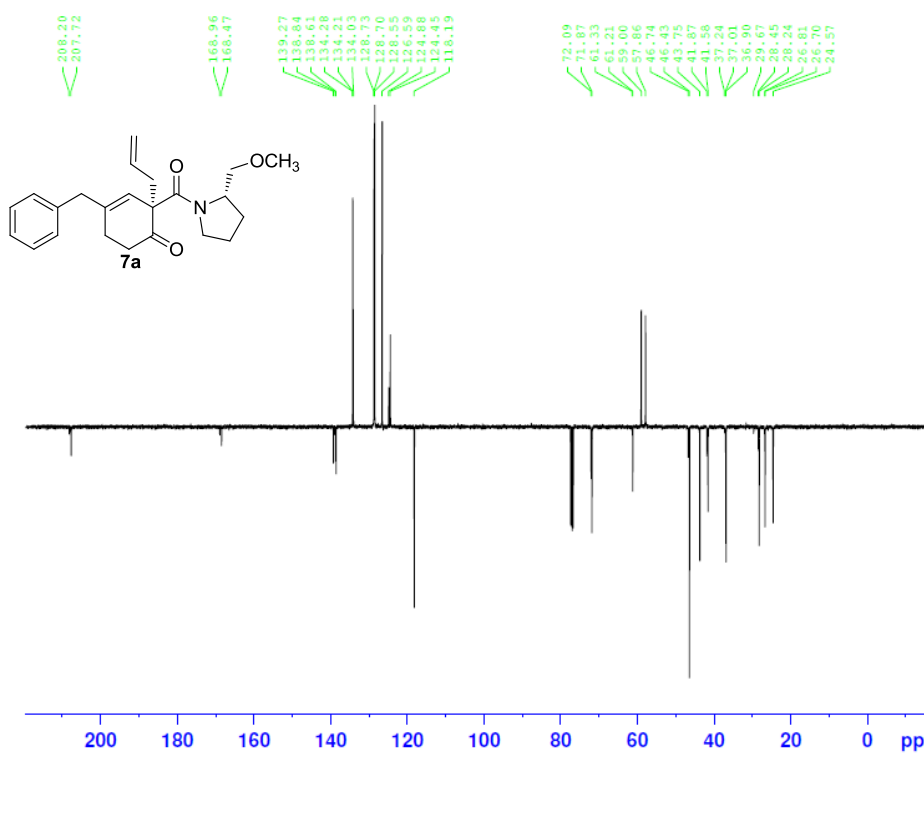
```

----- CHANNEL f2 -----
CPDPRG2   waltz16
NUC2      1H
PCPD2     80.00 usec
PL2       -2.00 dB
PL12      14.00 dB
PL2W      12.14226913 W
PL12W     0.30500000 W
SFO2      400.1514615 MHz
SI         32768
SF         100.6177980 MHz
WDW        EM
SSB        0
LB         1.00 Hz
GB         0
PC         1.40
  
```



NAME sjb_77_120fp2
EXPNO 1
PROCNO 1
Date_ 20130625
Time 9.02
INSTRUM spect
PROBHD 5 mm PABBO BB-
PULPROG zg30
TD 65536
SOLVENT CDCl3
NS 16
DS 2
SWH 8223.685 Hz
FIDRES 0.125483 Hz
AQ 3.9846387 sec
RG 50.8
DW 60.800 usec
DE 6.50 usec
TE 301.2 K
D1 1.00000000 sec
TDO 1

----- CHANNEL f1 -----
NUC1 1H
P1 12.50 usec
PL1 -2.00 dB
PL1W 12.14226913 W
SFO1 400.1524711 MHz
SI 32768
SF 400.1500000 MHz
WDW EM
SSB 0
LB 0.30 Hz
GB 0
PC 1.00



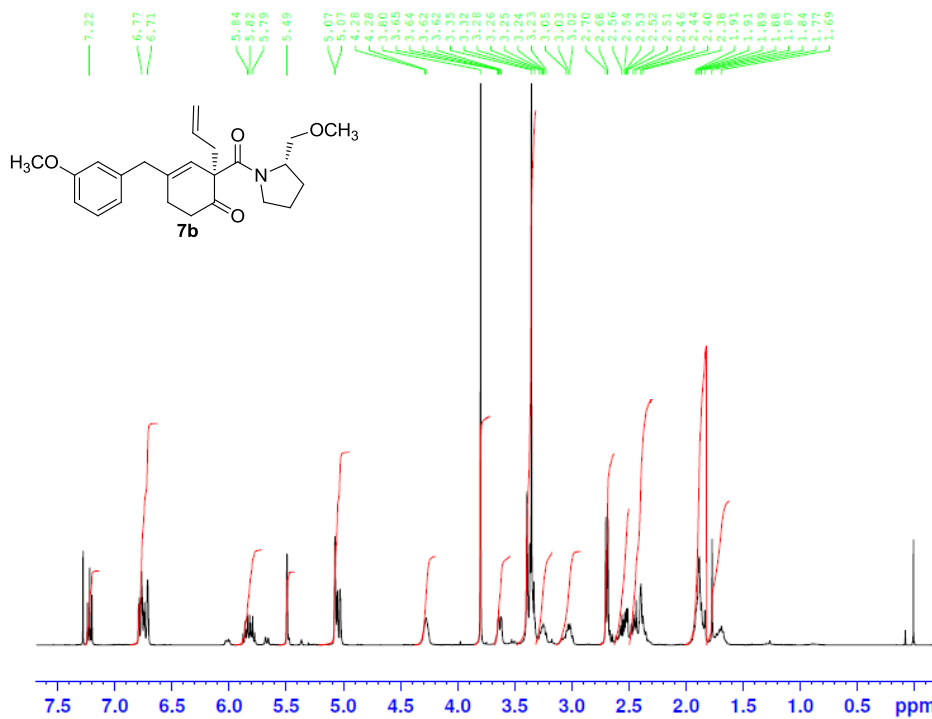
Current Data Parameters
NAME sjb_77_120fp APT
EXPNO 1
PROCNO 1

F2 - Acquisition Parameters
Date_ 20130625
Time 9.58
INSTRUM spect
PROBHD 5 mm PABBO BB-
PULPROG jmod
TD 65536
SOLVENT CDCl3
NS 1024
DS 4
SWH 24038.461 Hz
FIDRES 0.366798 Hz
AQ 1.3631488 sec
RG 203
DW 20.800 usec
DE 6.50 usec
TE 301.2 K
CNST2 145.0000000
CNST11 1.0000000
D1 2.00000000 sec
D20 0.00689655 sec
TDO 1

----- CHANNEL f1 -----
NUC1 13C
P1 8.00 usec
P2 16.00 usec
PL1 -2.00 dB
PL1W 56.13311005 W
SFO1 100.6278593 MHz

----- CHANNEL f2 -----
CPDPRG[2] waltz16
NUC2 1H
PCPD2 80.00 usec
PL2 -2.00 dB
PL12 14.00 dB
PL2W 12.14226913 W
PL12W 0.30500001 W
SFO2 400.1515663 MHz

F2 - Processing parameters
SI 32768
SF 100.6177980 MHz
WDW EM
SSB 0
LB 1.00 Hz
GB 0
PC 1.40

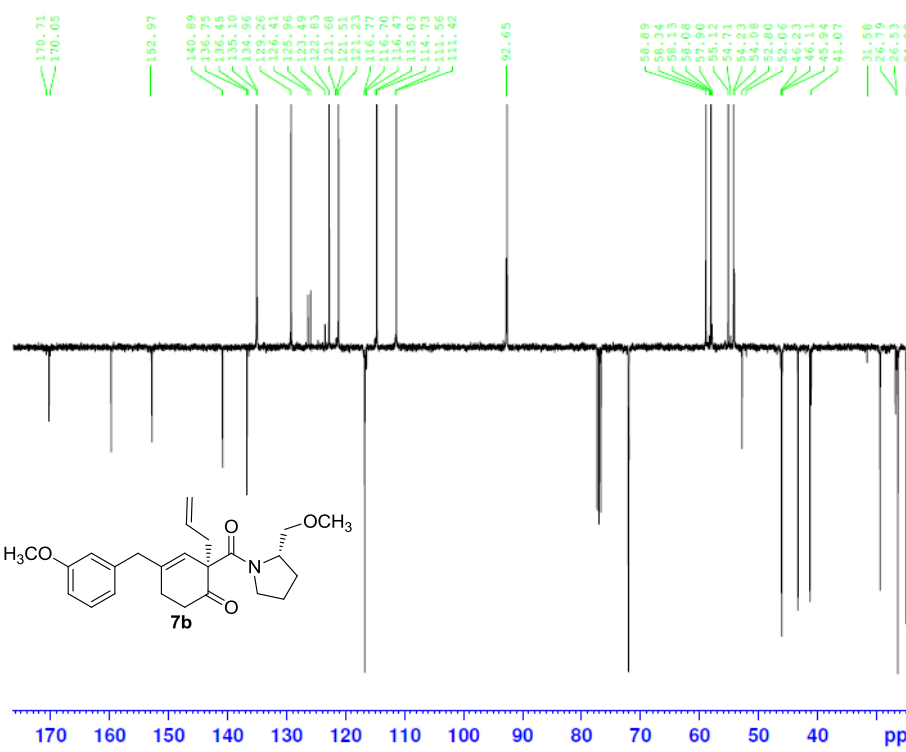


```

NAME      sjb_77_145fp take 2
EXPNO    1
PROCNO   1
Date_    20130717
Time     7.45
INSTRUM  spect
PROBHD   5 mm PABBO BB-
PULPROG  zg30
TD       65536
SOLVENT  CDCl3
NS       16
DS       2
SWH      8223.685 Hz
FIDRES   0.125483 Hz
AQ       3.9846387 sec
RG       101
DW       60.800 usec
DE       6.50 usec
TE       301.2 K
D1       1.00000000 sec
TDO      1
  
```

```

----- CHANNEL f1 -----
NUC1     1H
P1       12.50 usec
PL1      -2.00 dB
PL1W    12.14226913 W
SFO1     400.1524711 MHz
SI       32768
SF       400.1500000 MHz
WDW      EM
SSB      0
LB       0.30 Hz
GB       0
PC       1.00
  
```



```

Current Data Parameters
NAME      sjb_77_143fp APT
EXPNO    1
PROCNO   1

F2 - Acquisition Parameters
Date_    20130711
Time     8.35
INSTRUM  spect
PROBHD   5 mm PABBO BB-
PULPROG  jmod
TD       65536
SOLVENT  CDCl3
NS       922
DS       4
SWH      24038.461 Hz
FIDRES   0.336798 Hz
AQ       1.3631488 sec
RG       203
DW       20.800 usec
DE       6.50 usec
TE       301.2 K
CNST2    145.0000000
CNST11   1.0000000
D1       2.00000000 sec
D20      0.00689655 sec
TDO      1
  
```

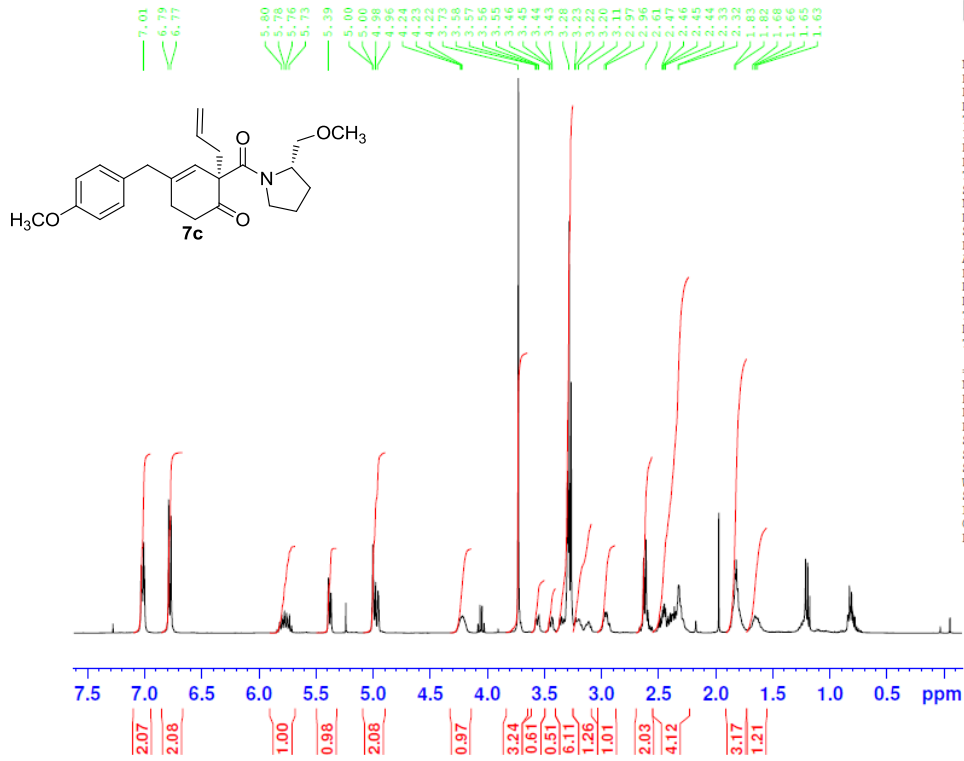
```

----- CHANNEL f1 -----
NUC1     13C
P1       8.00 usec
P2       16.00 usec
PL1      -2.00 dB
PL1W    56.13311005 W
SFO1     100.6278593 MHz

----- CHANNEL f2 -----
CPDPRG2  waltz16
NUC2     1H
PCPD2    80.00 usec
PL2      -2.00 dB
PL12    14.00 dB
PL12W   12.14226913 W
PL12Z   0.30500001 W
SFO2     400.1515172 MHz
  
```

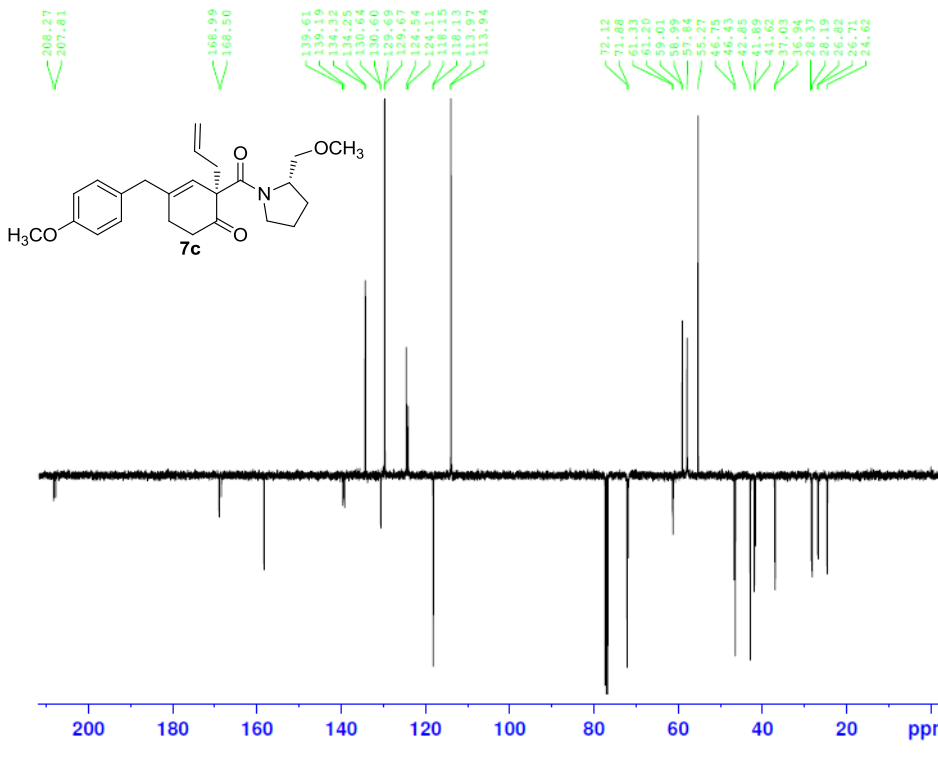
```

F2 - Processing parameters
SI       32768
SF       100.6177980 MHz
WDW      EM
SSB      0
LB       1.00 Hz
GB       0
PC       1.40
  
```



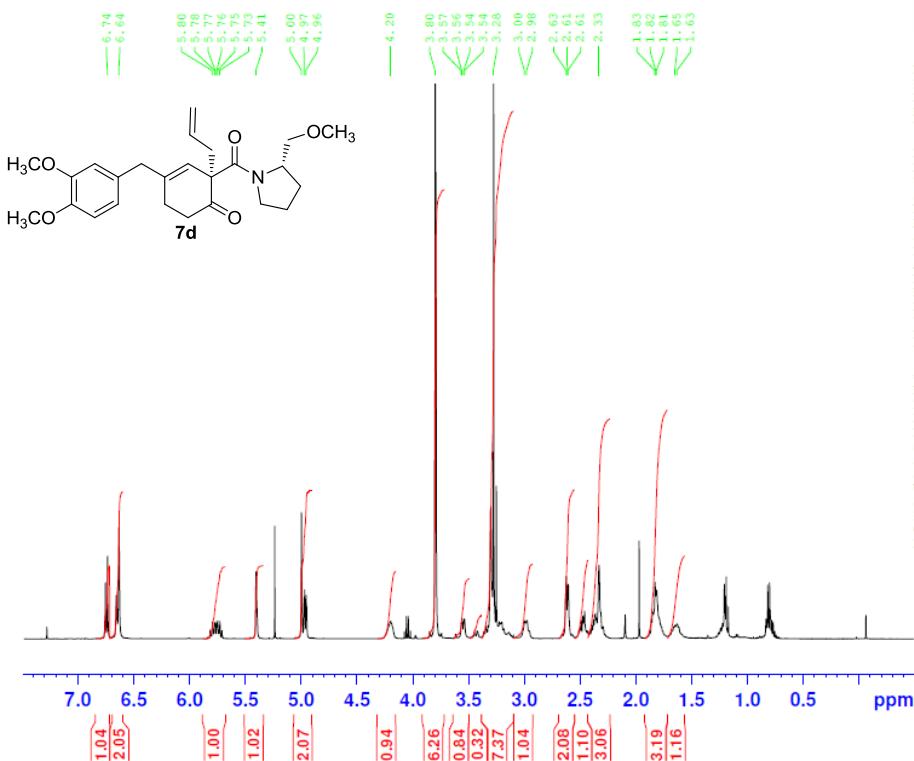
```

NAME      sjb_74_013fp
EXPNO    1
PROCNO   1
Date_    20120604
Time     11.45
INSTRUM  spect
PROBHD   5 mm PABBO BB-
PULPROG  zg30
TD       65536
SOLVENT  CDC13
NS       16
DS       2
SWH      8223.685 Hz
FIDRES   0.125483 Hz
AQ       3.9846387 sec
RG       18
DW       60.800 usec
DE       6.50 usec
TE       301.1 K
D1       1.00000000 sec
TDO      1
===== CHANNEL f1 =====
NUC1     1H
P1       12.50 usec
PL1      -2.00 dB
PL1W     12.14226913 W
SFO1     400.1524711 MHz
SI       32768
SF       400.1500000 MHz
WDW      EM
SSB      0
LB       0.30 Hz
GB       0
PC       1.00
  
```



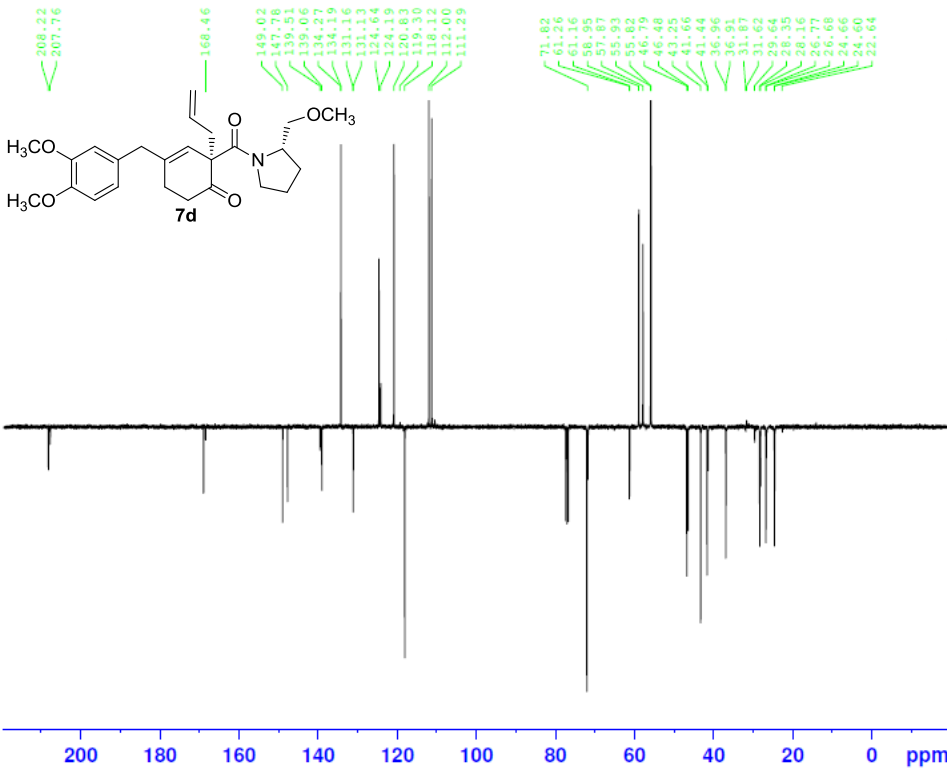
```

NAME      sjb_77_003 13CAPT
EXPNO    1
PROCNO   1
Date_    20121207
Time     12.08
INSTRUM  spect
PROBHD   5 mm PABBO BB-
PULPROG  jmod
TD       65536
SOLVENT  CDC13
NS       1024
DS       4
SWH      21739.131 Hz
FIDRES   0.331713 Hz
AQ       1.5073780 sec
RG       203
DW       23.000 usec
DE       6.50 usec
TE       301.2 K
CNST2   145.0000000
CNST11  1.0000000
D1       2.00000000 sec
D20     0.00689655 sec
TDO      1
----- CHANNEL f1 -----
NUC1     13C
P1       8.00 usec
P2       16.00 usec
PL1      -2.00 dB
PL1W     56.13311005 W
SFO1     100.6282321 MHz
----- CHANNEL f2 -----
CPDPRG2  waltz16
NUC2     1H
PCPD2    80.00 usec
PL2      -2.00 dB
PL12     14.00 dB
PL2W     12.14226913 W
PL12W    0.30500001 W
SFO2     400.1514774 MHz
SI       32768
SF       100.6177980 MHz
WDW      EM
SSB      0
LB       1.00 Hz
GB       0
PC       1.40
  
```



```

NAME      sjb_74_157fp
EXPNO     1
PROCNO    1
Date_     20121004
Time      15.05
INSTRUM   spect
PROBHD    5 mm DUL 13C-1
PULPROG   zg30
TD         65536
SOLVENT   CDCl3
NS         16
DS         2
SWH        8223.685 Hz
FIDRES    0.125483 Hz
AQ         3.9846387 sec
RG         25.4
DW         60.800 usec
DE         6.50 usec
TE         301.2 K
D1         1.00000000 sec
D10        1
===== CHANNEL f1 =====
NUC1      1H
P1         9.80 usec
PL1        -4.00 dB
PL1W      19.24419975 W
SF01      400.1524711 MHz
SI         32768
SF         400.1500000 MHz
WDW        EM
SSB        0
LB         0.30 Hz
GB         0
PC         1.00
  
```



```

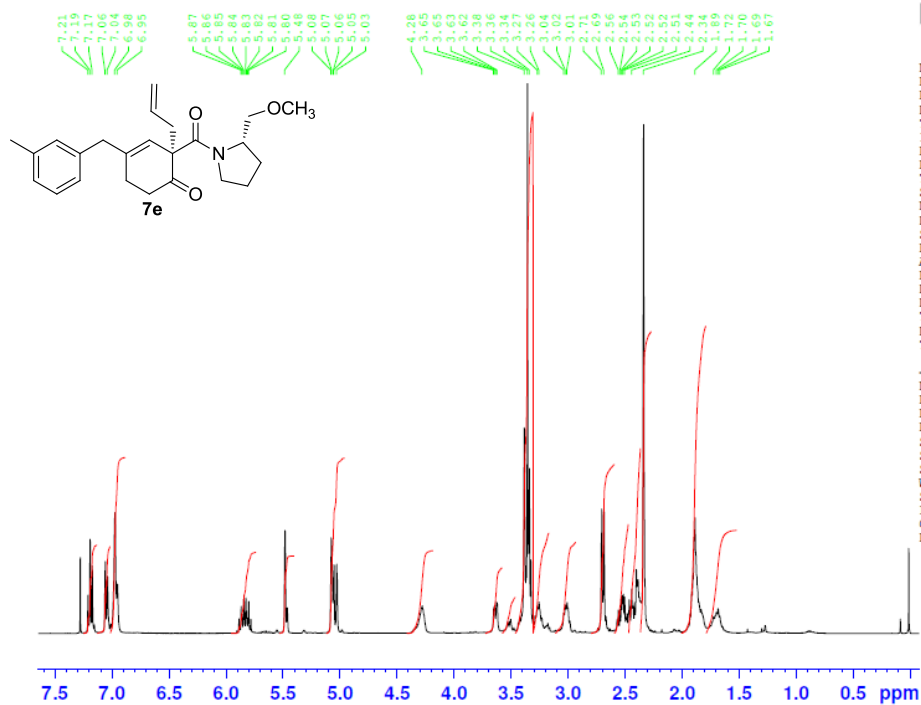
Current Data Parameters
NAME      sjb_77_121fp APT
EXPNO     1
PROCNO    1

F2 - Acquisition Parameters
Date_     20130627
Time      9.00
INSTRUM   spect
PROBHD    5 mm PABBO BB-
PULPROG   jmod
ID         65536
SOLVENT   CDCl3
NS         968
DS         4
SWH        24038.461 Hz
FIDRES    0.366798 Hz
AQ         1.3631488 sec
RG         203
DW         20.800 usec
DE         6.50 usec
TE         301.2 K
CNST12    145.0000000
CNST11    1.0000000
D1         2.00000000 sec
D20        0.00689655 sec
TD0        1

===== CHANNEL f1 =====
NUC1      13C
P1         8.00 usec
P2         16.00 usec
PL1        -2.00 dB
PL1W      56.13311005 W
SF01      100.6278593 MHz

===== CHANNEL f2 =====
CPDPRG[2] waltz16
NUC2      1H
PCPD2     80.00 usec
PL2       -2.00 dB
PL12      14.00 dB
PL2W      12.14226913 W
PL12W     0.30500001 W
SF02      400.1514899 MHz

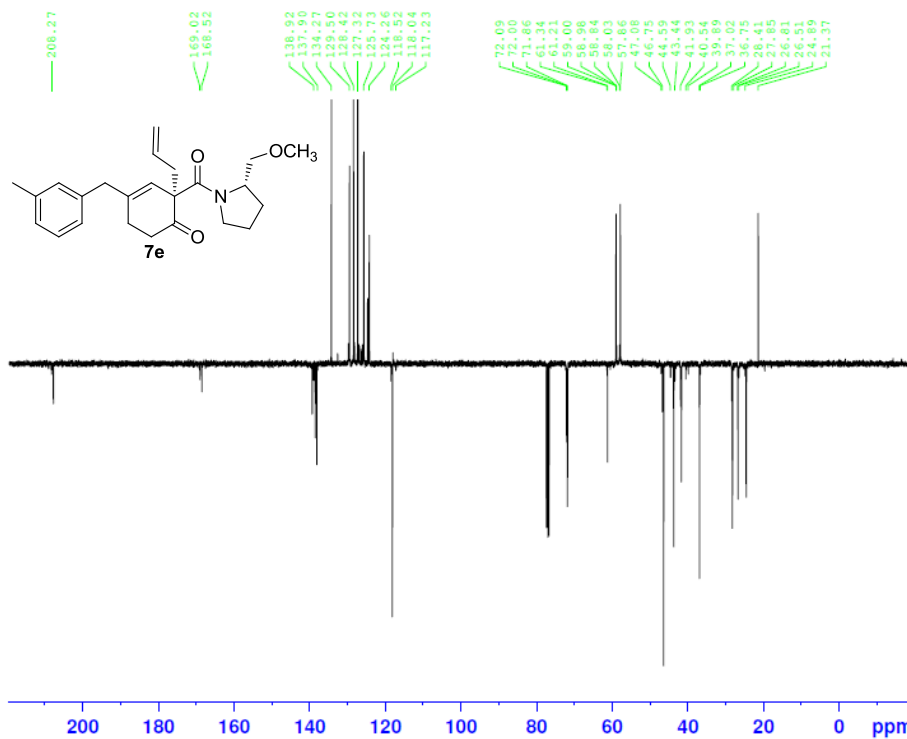
F2 - Processing parameters
SI         32768
SF         100.6177980 MHz
WDW        EM
SSB        0
LB         1.00 Hz
GB         0
PC         1.40
  
```

```

NAME      sjb_77_144fp2
EXPNO     1
PROCNO    1
Date_     20130715
Time      7.44
INSTRUM   spect
PROBHD    5 mm PABBO BB-
PULPROG   zg30
TD         65536
SOLVENT   CDCl3
NS         16
DS         2
SWH        8223.685 Hz
FIDRES     0.125483 Hz
AQ         3.9846387 sec
RG         50.8
DW         60.800 usec
DE         6.50 usec
TE         301.2 K
D1         1.00000000 sec
TD0        1

----- CHANNEL f1 -----
NUC1       1H
P1         12.50 usec
PL1        -2.00 dB
PL1W       12.14226913 W
SFO1       400.1524711 MHz
SI         32768
SF         400.1500000 MHz
WDW        EM
SSB        0
LB         0.30 Hz
GB         0
PC         1.00
  
```



```

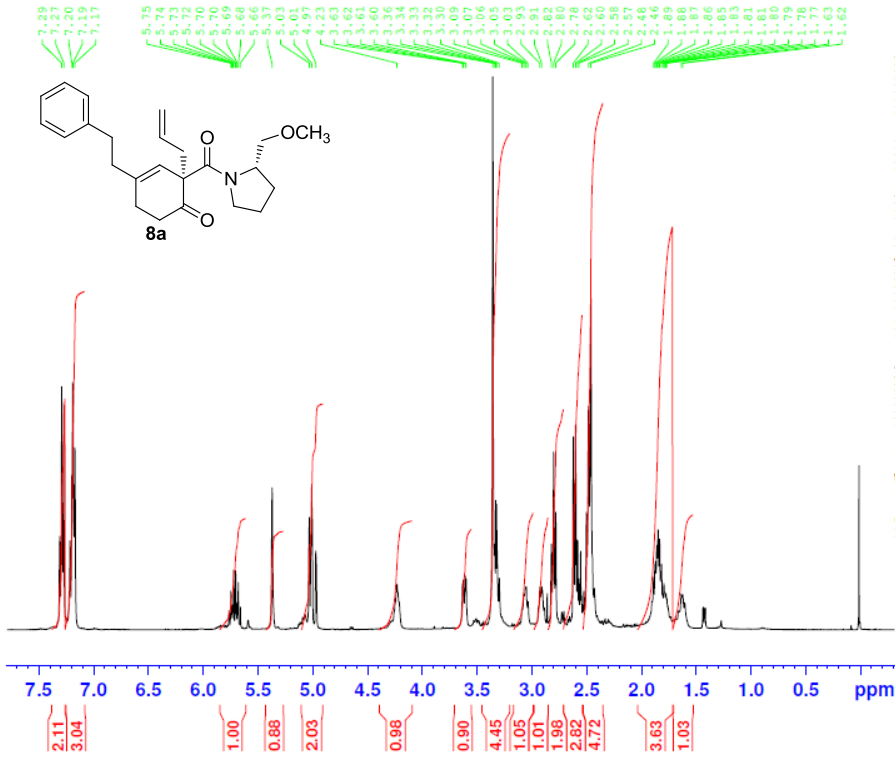
Current Data Parameters
NAME      sjb_77_144fp APT
EXPNO     1
PROCNO    1

F2 - Acquisition Parameters
Date_     20130715
Time      8.48
INSTRUM   spect
PROBHD    5 mm PABBO BB-
PULPROG   jmod
TD         65536
SOLVENT   CDCl3
NS         1024
DS         4
SWH        24038.461 Hz
FIDRES     0.366798 Hz
AQ         1.3631488 sec
RG         203
DW         20.800 usec
DE         6.50 usec
TE         301.2 K
CNS12     145.000000
CNS111    1.000000
D1         2.00000000 sec
D20        0.00689655 sec
TD0        1

----- CHANNEL f1 -----
NUC1       13C
P1         8.00 usec
P2         16.00 usec
PL1        -2.00 dB
PL1W       56.13311005 W
SFO1       100.6278593 MHz

----- CHANNEL F2 -----
CPDPRG[2] waltz16
NUC2       1H
PCPD2      80.00 usec
PL2        -2.00 dB
PL12       14.00 dB
PL2W       12.14226913 W
PL12W      0.30500001 W
SFO2       400.1514776 MHz

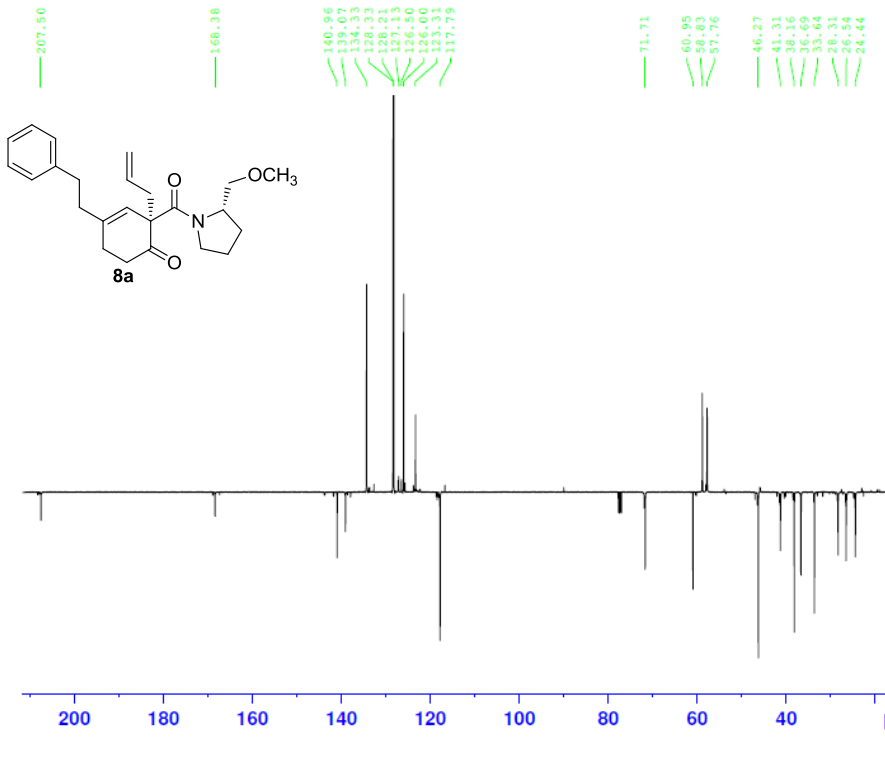
F2 - Processing parameters
SI         32768
SF         100.6177980 MHz
WDW        EM
SSB        0
LB         1.00 Hz
GB         0
PC         1.40
  
```



```

NAME      s_jb_74_205fp take 2
EXPNO    1
PROCNO   1
Date_    20130801
Time     10.40
INSTRUM  spect
PROBHD   5 mm PABBO BB-
PULPROG  zg30
TD       65536
SOLVENT  CDCl3
NS       16
DS       2
SWH      8223.685 Hz
FIDRES   0.125483 Hz
AQ       3.9846387 sec
RG       50.8
DW       60.800 usec
DE       6.50 usec
TE       301.2 K
D1       1.0000000 sec
TD0      1

----- CHANNEL f1 -----
NUC1     1H
P1       12.50 usec
PL1      -2.00 dB
PL1W     12.14226913 W
SFO1     400.1524711 MHz
SI       32768
SF       400.1500000 MHz
WDW      EM
SSB      0
LB       0.30 Hz
GB       0
PC       1.00
  
```

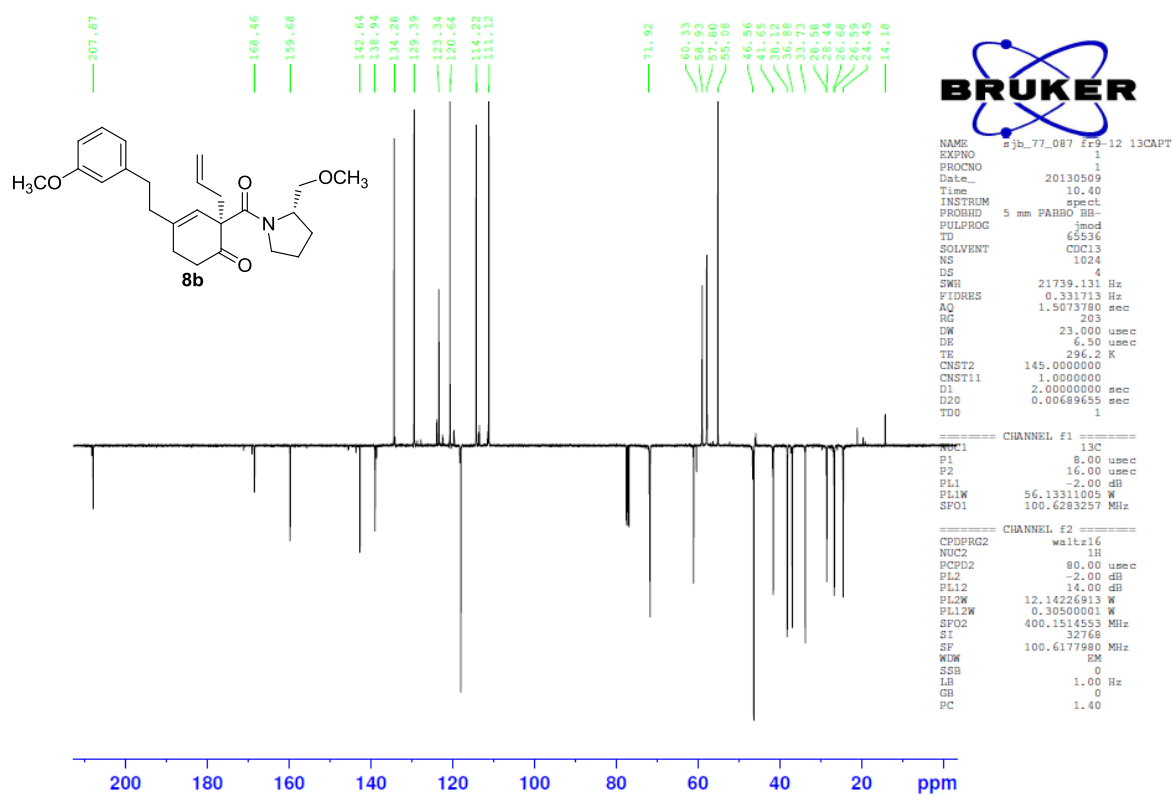
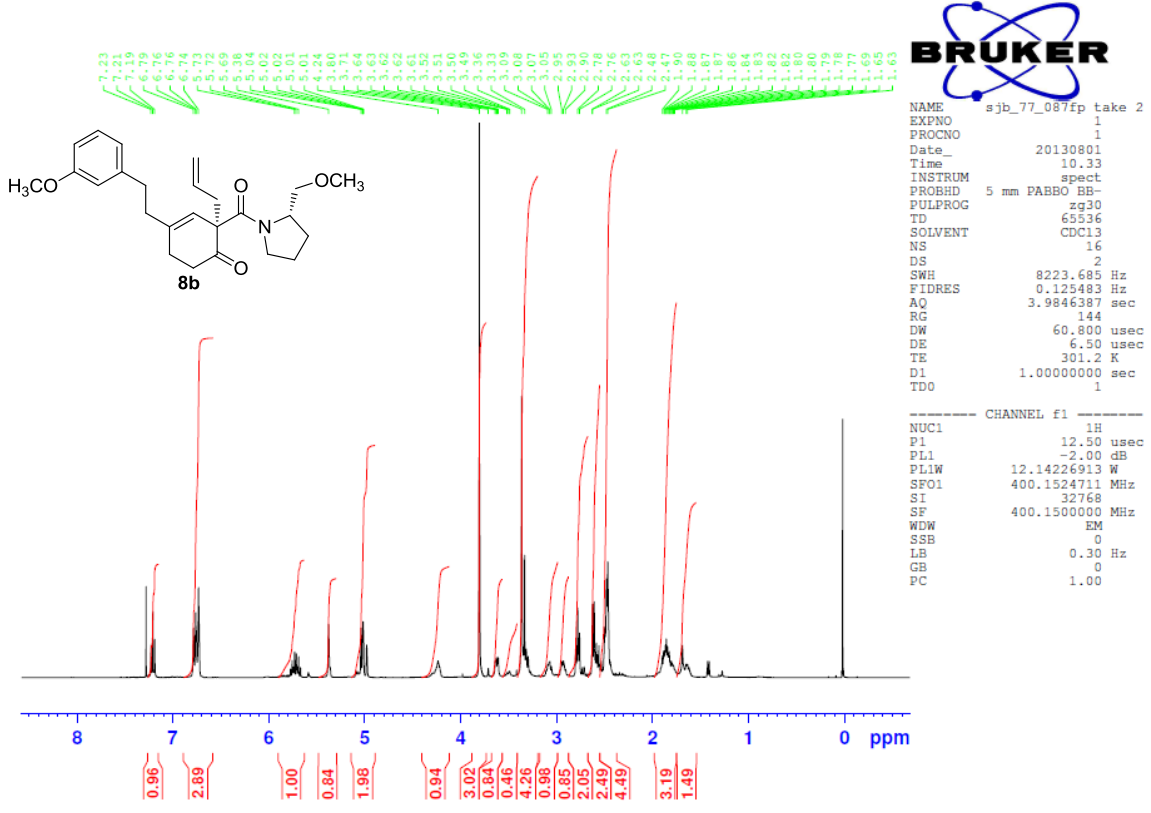


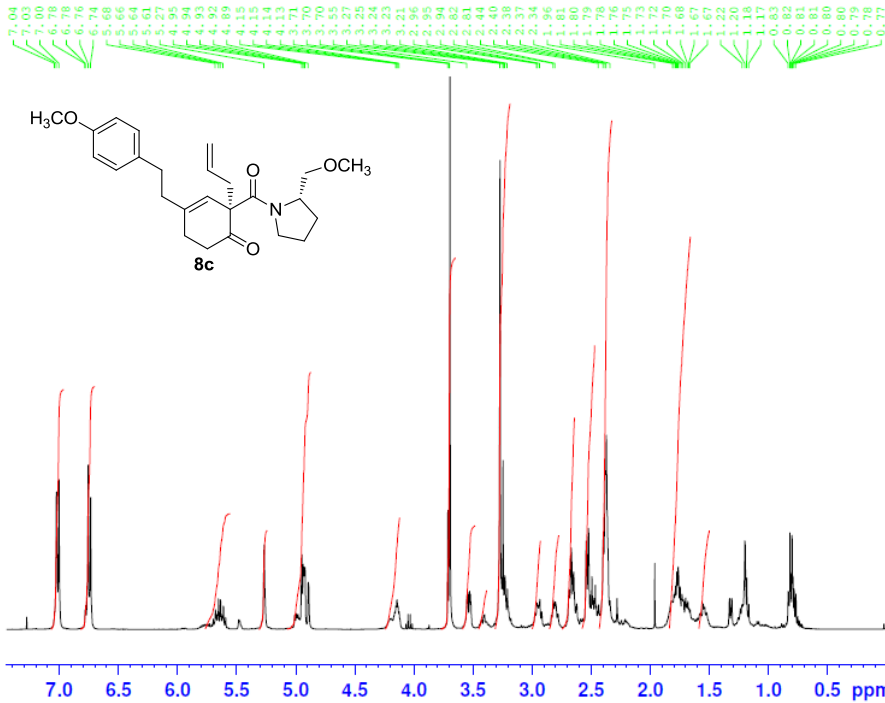
```

NAME      s_jb_74_205fp 13CAPT
EXPNO    1
PROCNO   1
Date_    20121114
Time     16.58
INSTRUM  spect
PROBHD   5 mm PABBO BB-
PULPROG  jmod
TD       65536
SOLVENT  CDCl3
NS       1056
DS       4
SWH      20380.436 Hz
FIDRES   0.310981 Hz
AQ       1.6078665 sec
RG       203
DW       24.533 usec
DE       6.50 usec
TE       301.2 K
CNST2    145.0000000
CNST11   1.0000000
D1       2.0000000 sec
D20      0.00689655 sec
TD0      1

----- CHANNEL f1 -----
NUC1     13C
P1       8.00 usec
P2       16.00 usec
PL1      -2.00 dB
PL1W     56.13311005 W
SFO1     100.6288927 MHz

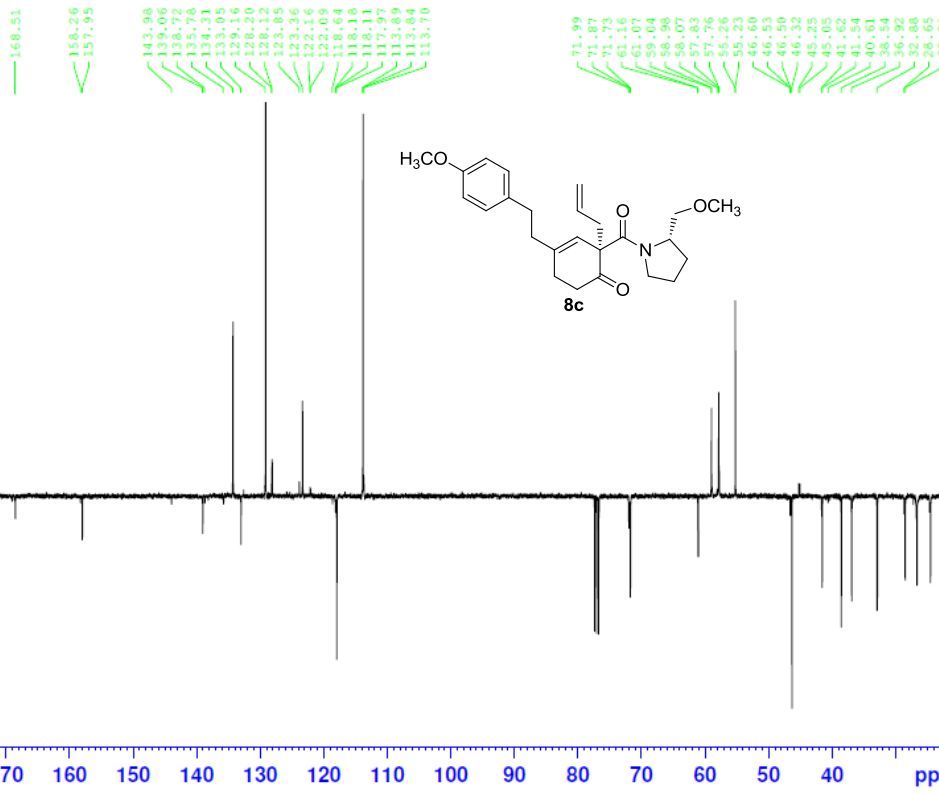
----- CHANNEL f2 -----
CPDPRG2  waltz16
NUC2     1H
PCPD2    80.00 usec
PL2      -2.00 dB
PL12     14.00 dB
PL2W     12.14226913 W
PL12W    0.30500001 W
SFO2     400.1514317 MHz
SI       32768
SF       100.6177980 MHz
WDW      EM
SSB      0
LB       1.00 Hz
GB       0
PC       1.40
  
```





NAME ra_67_156column
EXPNO 1
PROCNO 1
Date_ 20120727
Time 14.50
INSTRUM spect
PROBHD 5 mm PABBO BB-
PULPROG zg30
TD 65536
SOLVENT CDCl3
NS 16
DS 2
SWH 8223.685 Hz
FIDRES 0.125483 Hz
AQ 3.9846387 sec
RG 16
DW 60.800 usec
DE 6.50 usec
TE 295.2 K
D1 1.00000000 sec
TD0 1

===== CHANNEL f1 =====
NUC1 1H
P1 12.50 usec
PL1 -2.00 dB
PL1W 12.14226913 W
SFO1 400.1524711 MHz
SI 32768
SF 400.1500000 MHz
WDW EM
SSB 0
LB 0.30 Hz
GB 0
PC 1.00

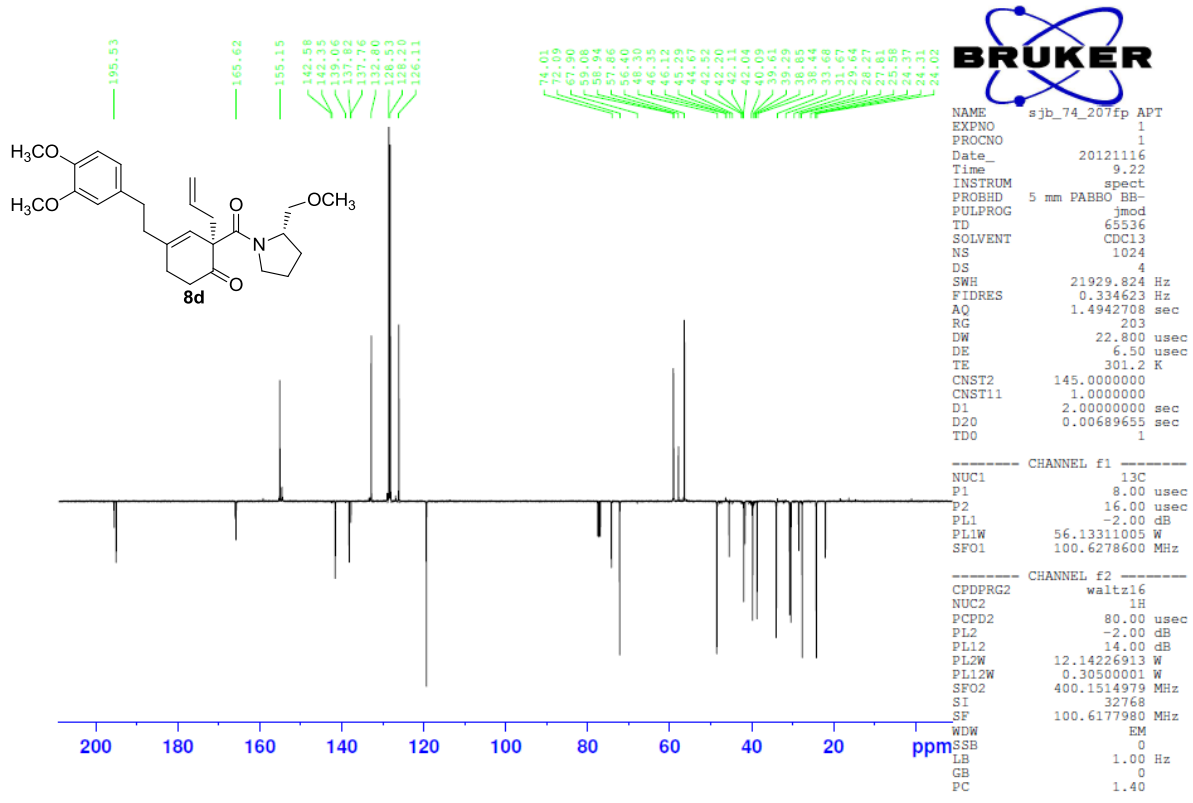
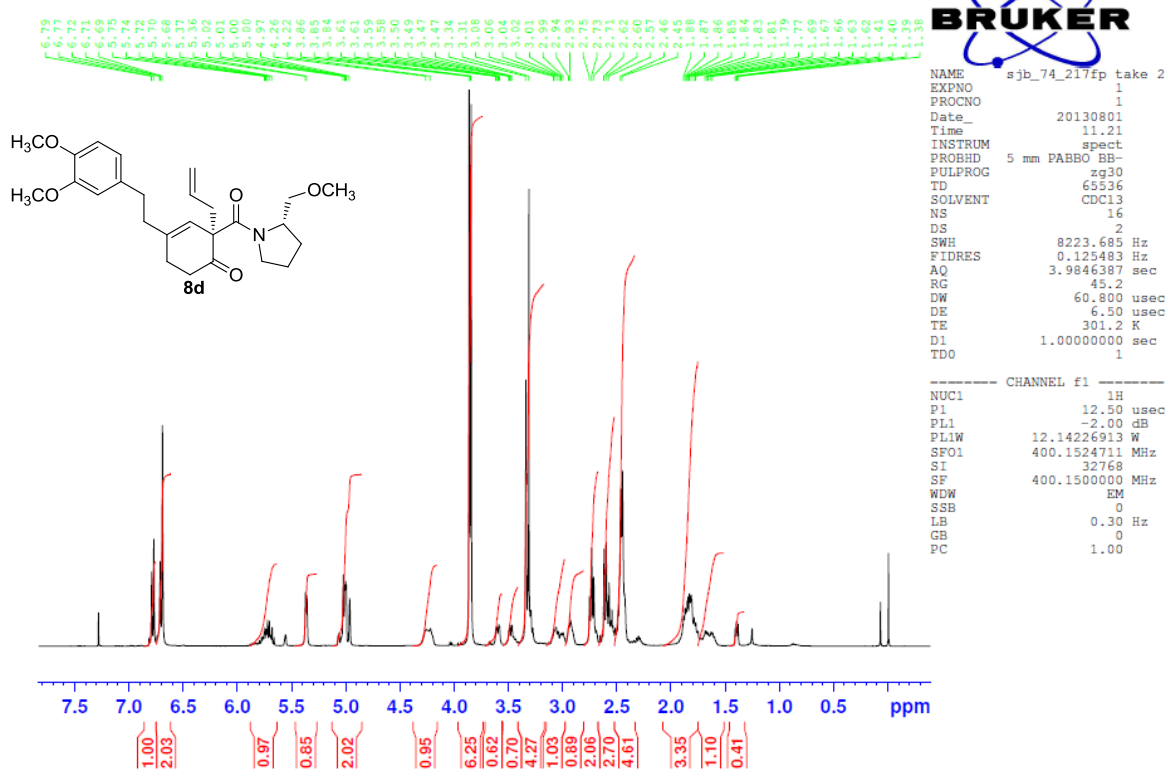


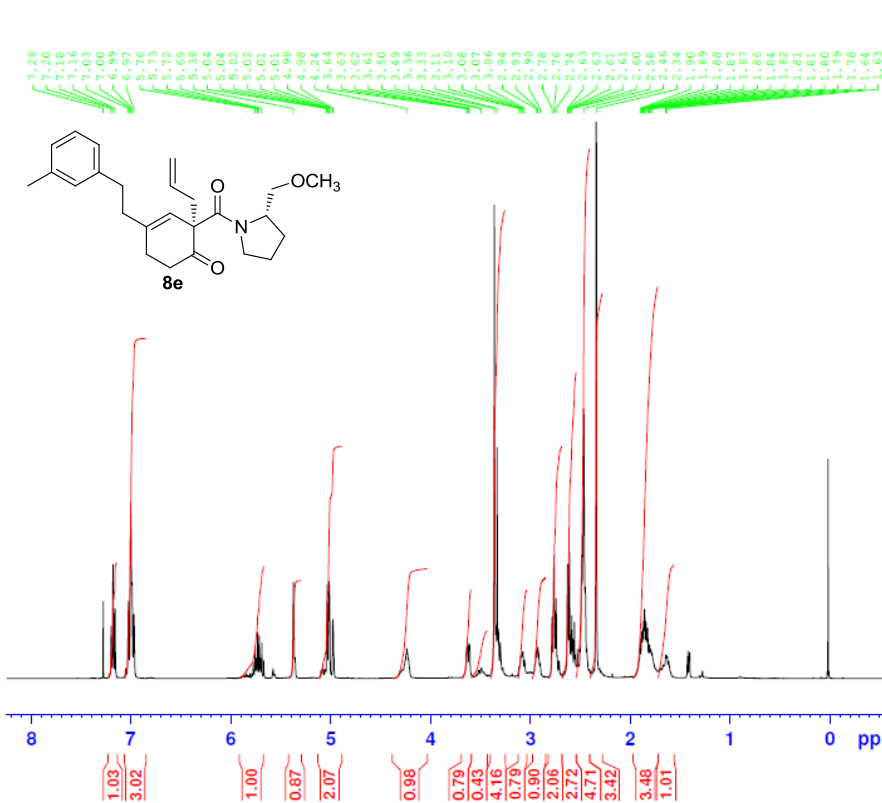
Current Data Parameters
NAME ajb_77_223fpAPT
EXPNO 1
PROCNO 1
F2 - Acquisition Parameters
Date_ 20130923
Time 16.11
INSTRUM spect
PROBHD 5 mm PABBO BB-
PULPROG jmod
TD 65536
SOLVENT CDCl3
NS 1024
DS 4
SWH 24038.461 Hz
FIDRES 0.366798 Hz
AQ 1.3631488 sec
RG 203
DW 20.800 usec
DE 6.50 usec
TE 298.2 K
CNST2 145.0000000
CNST11 1.0000000
D1 2.00000000 sec
D20 0.00689655 sec
TD0 1

----- CHANNEL f1 -----
NUC1 13C
P1 8.00 usec
P2 16.00 usec
PL1 -2.00 dB
PL1W 56.13311005 W
SFO1 100.6278593 MHz

----- CHANNEL f2 -----
CPDPRG2 waltz16
NUC2 1H
PCPD2 75.00 usec
PL2 -2.00 dB
PL12 13.39 dB
PL2W 12.14226913 W
PL12W 0.35099408 W
SFO2 400.1515369 MHz

F2 - Processing parameters
SI 32768
SF 100.6177980 MHz
WDW EM
SSB 0
LB 1.00 Hz
GB 0
PC 1.40



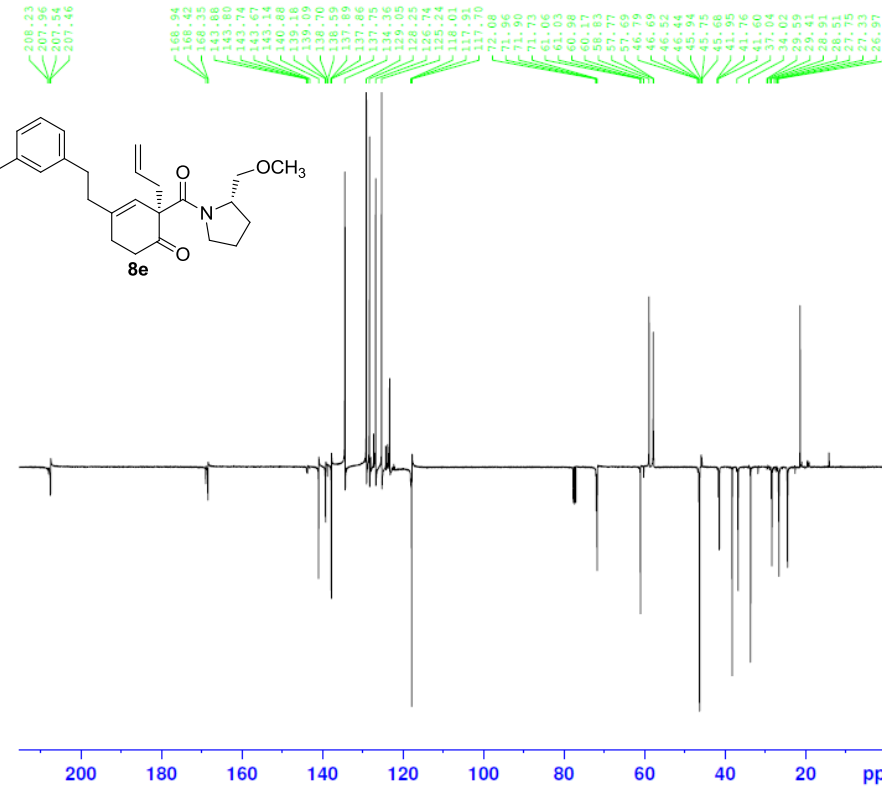


```

NAME      sjb_77_023fp take 2
EXPNO    1
PROCNO   1
Date_    20130801
Time     11.02
INSTRUM  spect
PROBHD   5 mm PABBO BB-
PULPROG  zg30
TD        65536
SOLVENT  CDC13
NS        16
DS        2
SWH       8223.685 Hz
FIDRES   0.125483 Hz
AQ        3.9846387 sec
RG        90.5
DW        60.800 usec
DE        6.50 usec
TE        301.2 K
D1        1.00000000 sec
TD0       1

----- CHANNEL f1 -----
NUC1      1H
P1        12.50 usec
PL1       -2.00 dB
PL1W      12.14226913 W
SFO1      400.1524711 MHz
SI        32768
SF        400.1500000 MHz
WDW       EM
SSB       0
LB        0.30 Hz
GB        0
PC        1.00

```



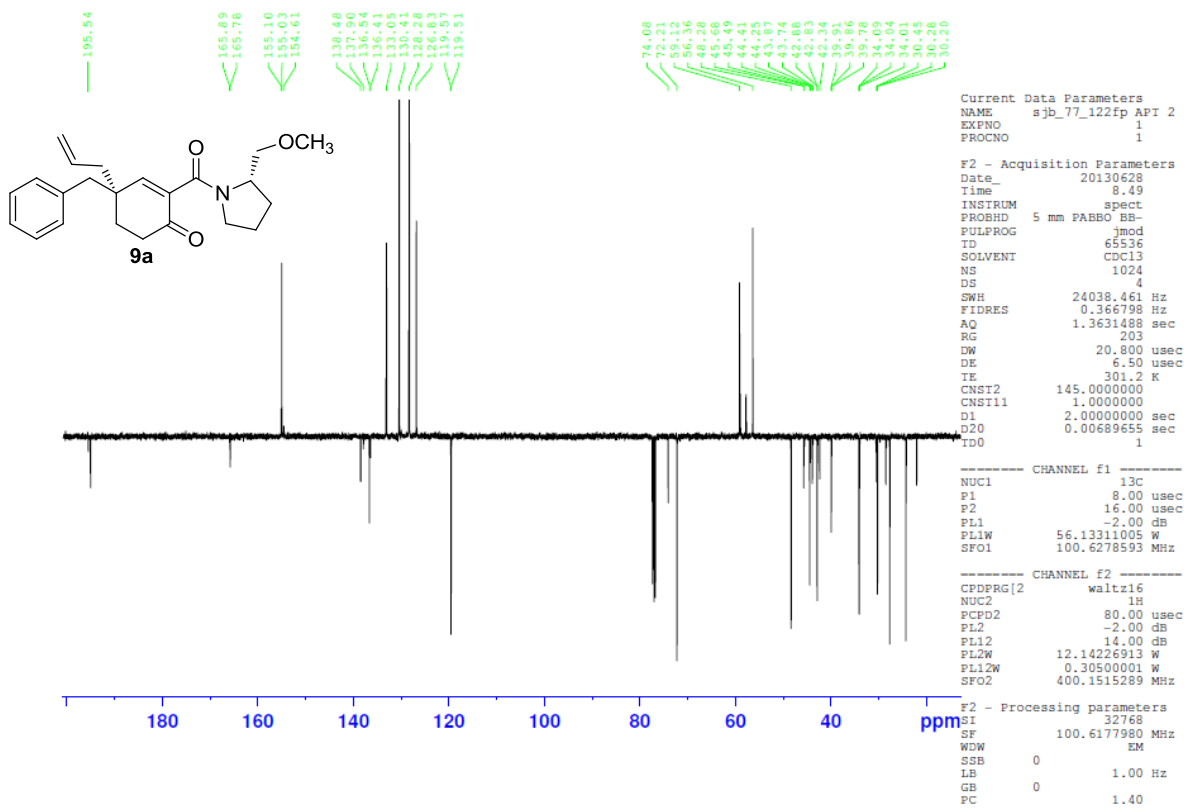
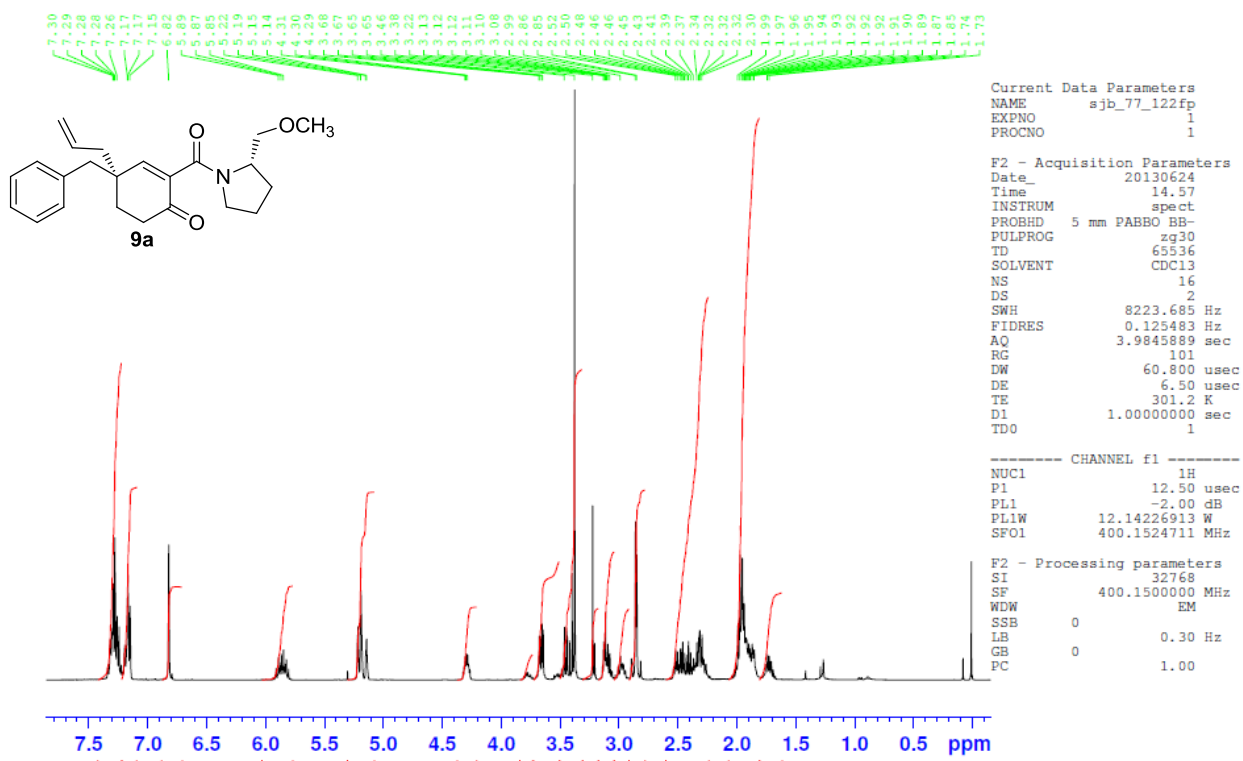
```

NAME      sjb_77_023fp 13CAPT
EXPNO    1
PROCNO   1
Date_    20130104
Time     16.42
INSTRUM  spect
PROBHD   5 mm PABBO BB-
PULPROG  jmod
TD        65536
SOLVENT  CDC13
NS        1024
DS        4
SWH       22058.824 Hz
FIDRES   0.336591 Hz
AQ        1.4855326 sec
RG        203
DW        22.667 usec
DE        6.50 usec
TE        301.2 K
CNST2    145.0000000
CNST11   1.0000000
D1        2.00000000 sec
D20       0.00689655 sec
TD0       1

----- CHANNEL f1 -----
NUC1      13C
P1        8.00 usec
P2        16.00 usec
PL1       -2.00 dB
PL1W      56.13311005 W
SFO1      100.6284193 MHz

----- CHANNEL f2 -----
CPDPRG2  waltz16
NUC2      1H
PCPD2     80.00 usec
PL2       -2.00 dB
PL12      14.00 dB
PL2W      12.14226913 W
PL12W     0.30500001 W
SFO2      400.1514794 MHz
SI        32768
SF        100.6177980 MHz
WDW       EM
SSB       0
LB        1.00 Hz
GB        0
PC        1.40

```



Area Percent Report

Data Path : C:\msdchem\1\DATA\
 Data File : sjb_77_122fp.D
 Acq On : 24 Jun 2013 12:57
 Operator : JMB
 Sample : sjb_77_122fp
 Misc :
 ALS Vial : 85 Sample Multiplier: 1

Integration Parameters: autoint1.e
 Integrator: ChemStation

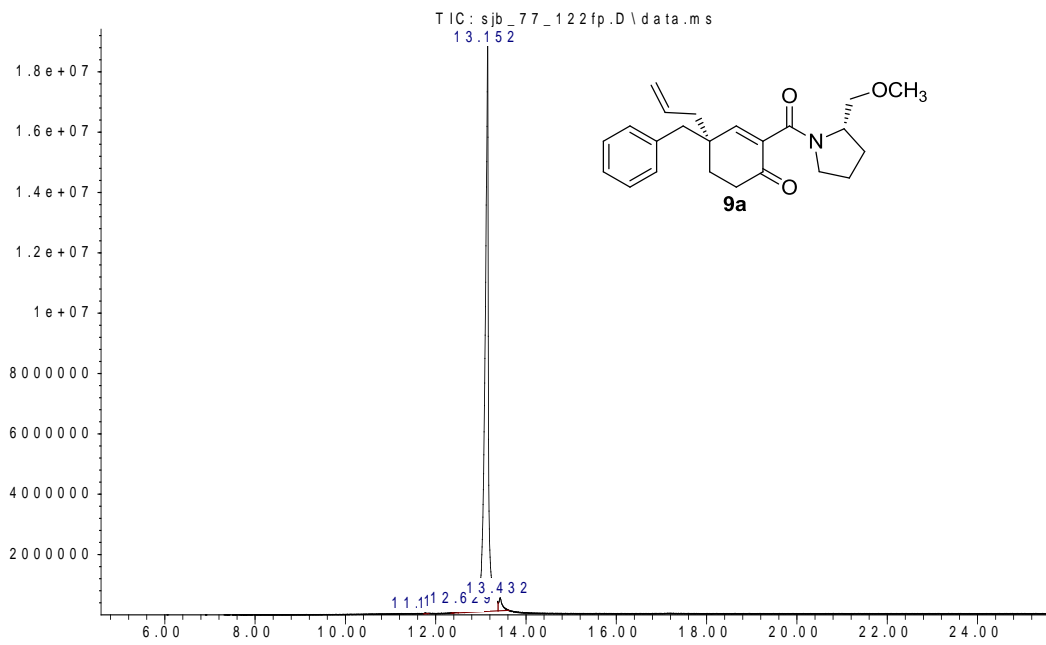
Method : C:\msdchem\1\5973N\PRECISION.M
 Title :

Signal : TIC: sjb_77_122fp.D\data.ms

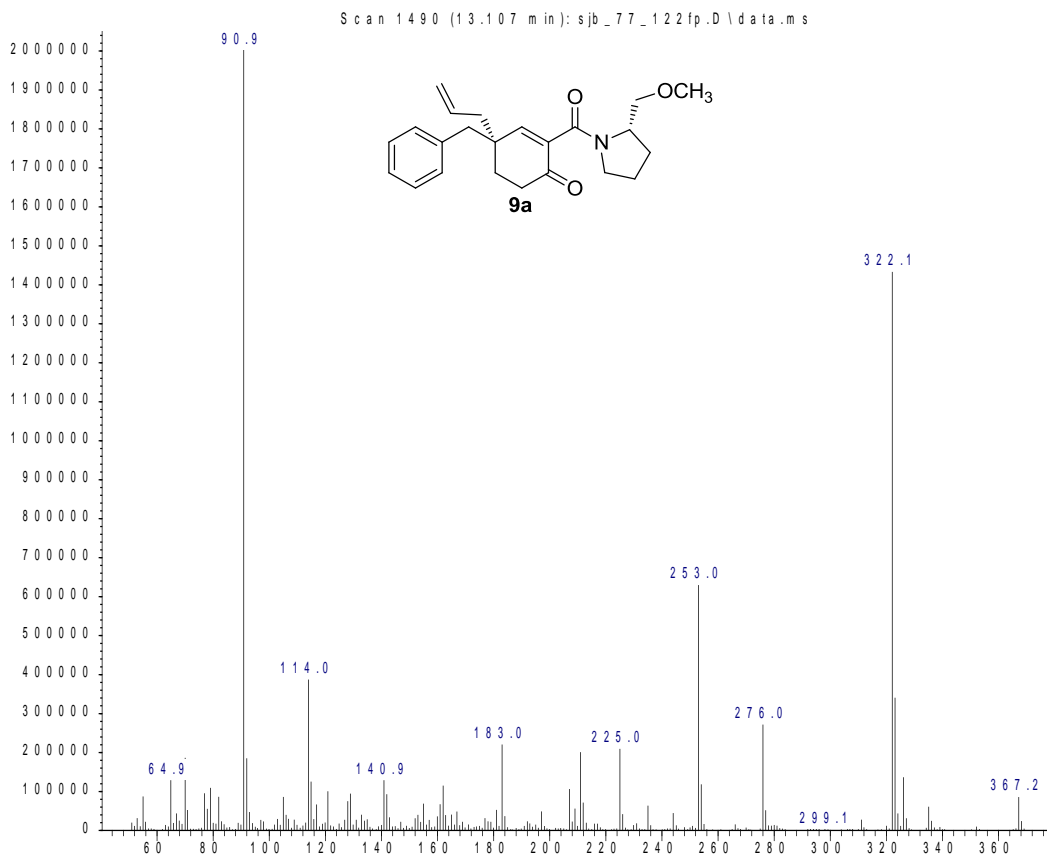
peak #	R.T. min	first scan	max scan	last scan	PK TY	peak height	corr. area	corr. % max.	% of total
1	11.771	1250	1257	1267	PV 5	23815	610660	0.06%	0.054%
2	12.360	1356	1360	1361	VV 3	14161	144431	0.01%	0.013%
3	12.492	1361	1383	1384	VV 3	45976	1701208	0.16%	0.152%
4	12.629	1384	1407	1408	VV 3	140358	7593364	0.70%	0.677%
5	13.152	1408	1498	1538	VV	19156629	1087462192	100.00%	96.982%
6	13.432	1538	1547	1577	VV 5	422396	23796626	2.19%	2.122%

Sum of corrected areas: 1121308482

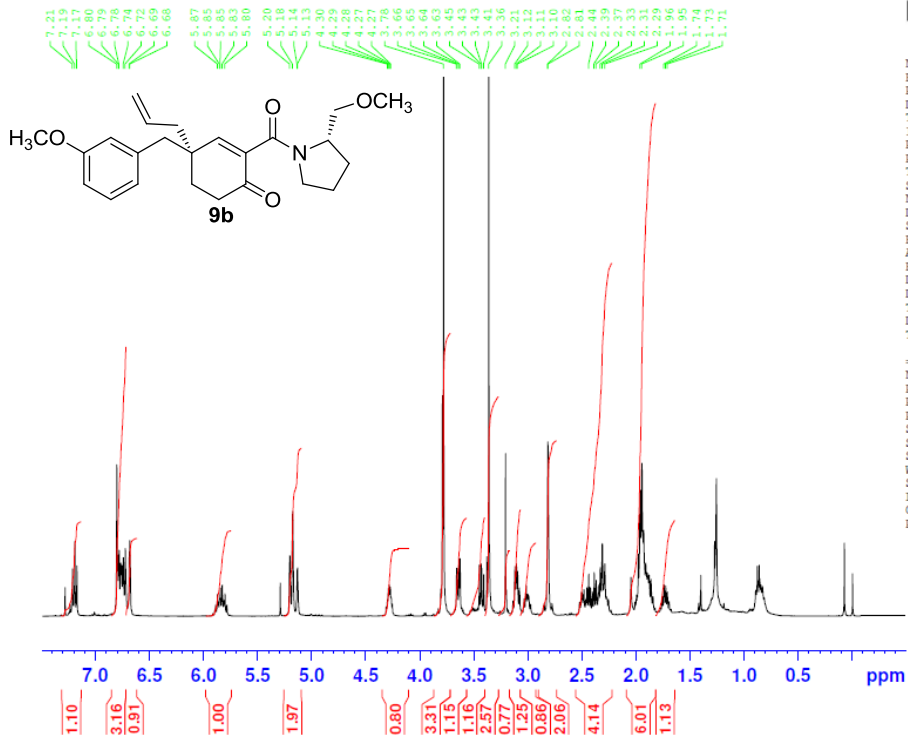
Abundance



Time-->
Abundance



m/z-->

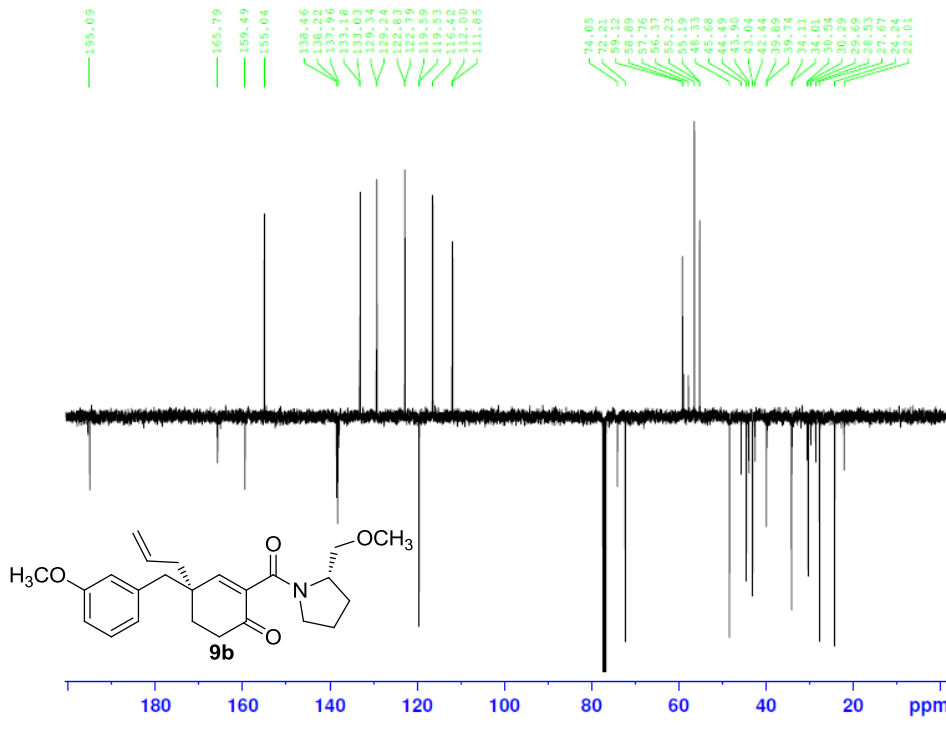


```

NAME      sjb_74_158fp
EXPNO     1
PROCNO    1
Date_     20121005
Time      17.11
INSTRUM   spect
PROBHD    5 mm DUL 13C-1
PULPROG   zg30
TD         65536
SOLVENT   CDCl3
NS         16
DS         2
SWH       8223.685 Hz
FIDRES    0.125483 Hz
AQ         3.9846387 sec
RG         40.3
DW         60.800 usec
DE         6.50 usec
TE         301.2 K
D1         1.00000000 sec
TD0        1
  
```

```

===== CHANNEL f1 =====
NUC1      1H
P1        9.80 usec
PL1       -4.00 dB
PL1W      19.24419975 W
SFO1      400.1524711 MHz
SI         32768
SF         400.1500000 MHz
WDW        EM
SSB        0
LB         0.30 Hz
GB         0
PC         1.00
  
```



```

NAME      sjb_74_158fp APT
EXPNO     1
PROCNO    1
Date_     20121026
Time      9.14
INSTRUM   spect
PROBHD    5 mm DUL 13C-1
PULPROG   jmod
TD         65536
SOLVENT   CDCl3
NS         1024
DS         4
SWH       20380.436 Hz
FIDRES    0.310981 Hz
AQ         1.6078665 sec
RG         203
DW         24.533 usec
DE         6.50 usec
TE         301.2 K
CNST2     145.0000000
CNST11    1.0000000
D1         2.00000000 sec
D20        0.00689655 sec
TD0        1
  
```

```

----- CHANNEL f1 -----
NUC1      13C
P1         9.00 usec
P2         18.00 usec
PL1        0.00 dB
PL1W       35.41759872 W
SFO1      100.6277865 MHz
  
```

```

----- CHANNEL f2 -----
CPDPRG2   waltz16
NUC2       1H
PCPD2     80.00 usec
PL2       -3.80 dB
PL12      13.80 dB
PL2W      18.37806102 W
PL12W     0.31937420 W
SFO2      400.1514268 MHz
SI         32768
SF         100.6177980 MHz
WDW        EM
SSB        0
LB         1.00 Hz
GB         0
PC         1.40
  
```

Area Percent Report

Data Path : C:\msdchem\1\DATA\
Data File : sjb_74_158fp.D
Acq On : 5 Oct 2012 16:36
Operator : sjb
Sample : sjb_74_158fp
Misc :
ALS Vial : 100 Sample Multiplier: 1

Integration Parameters: autoint1.e
Integrator: ChemStation

Method : C:\msdchem\1\METHODS\JMB2.m
Title :

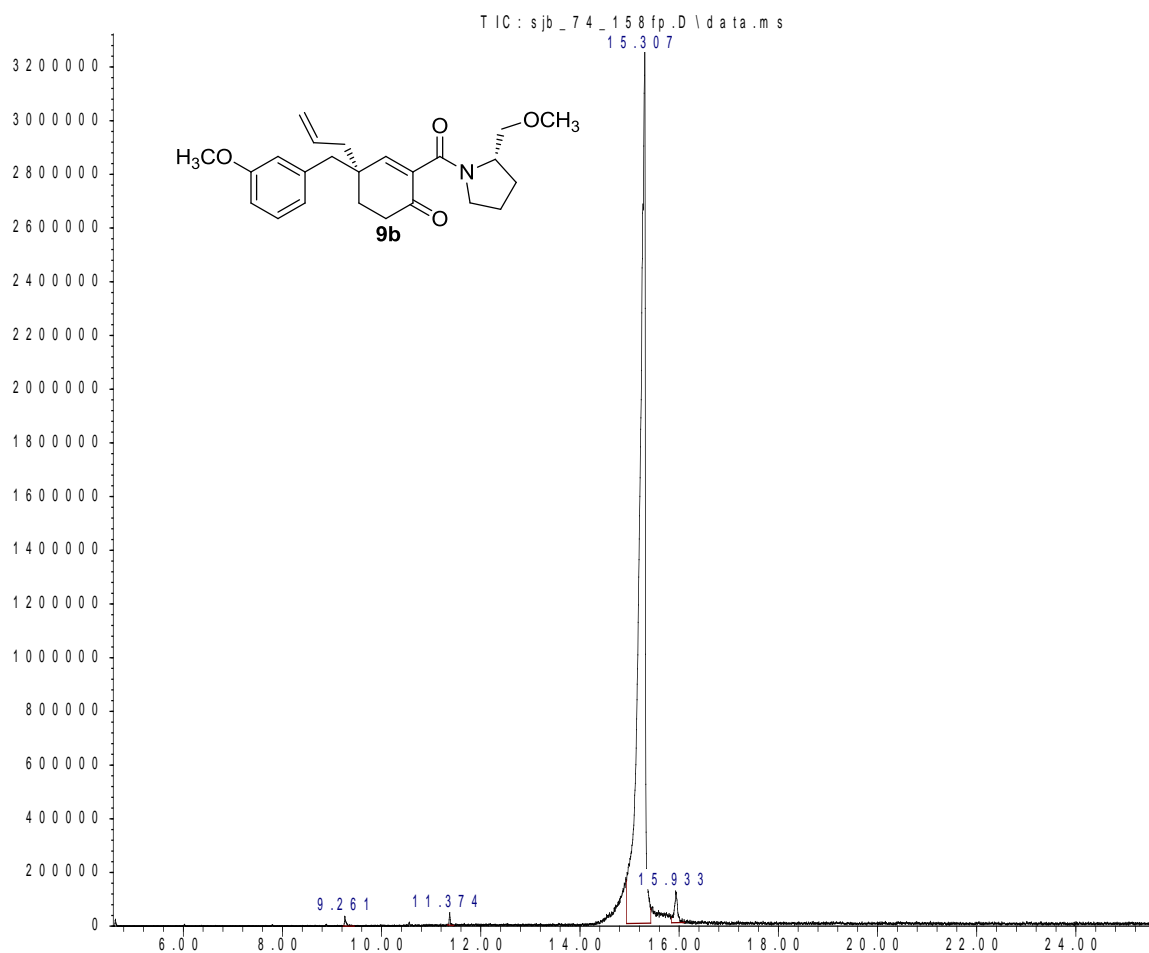
Signal : TIC: sjb_74_158fp.D\data.ms

peak #	R.T. min	first scan	max scan	last scan	PK TY	peak height	corr. area	corr. % max.	% of total
1	9.261	812	818	847	BV 3	35666	858934	0.33%	0.319%
2	11.374	1180	1187	1198	BV 2	45443	646248	0.25%	0.240%
3	15.307	1810	1875	1896	VV 2	3303222	262174800	100.00%	97.492%
4	15.933	1969	1984	2012	VV 7	115524	5238394	2.00%	1.948%

Sum of corrected areas: 268918376

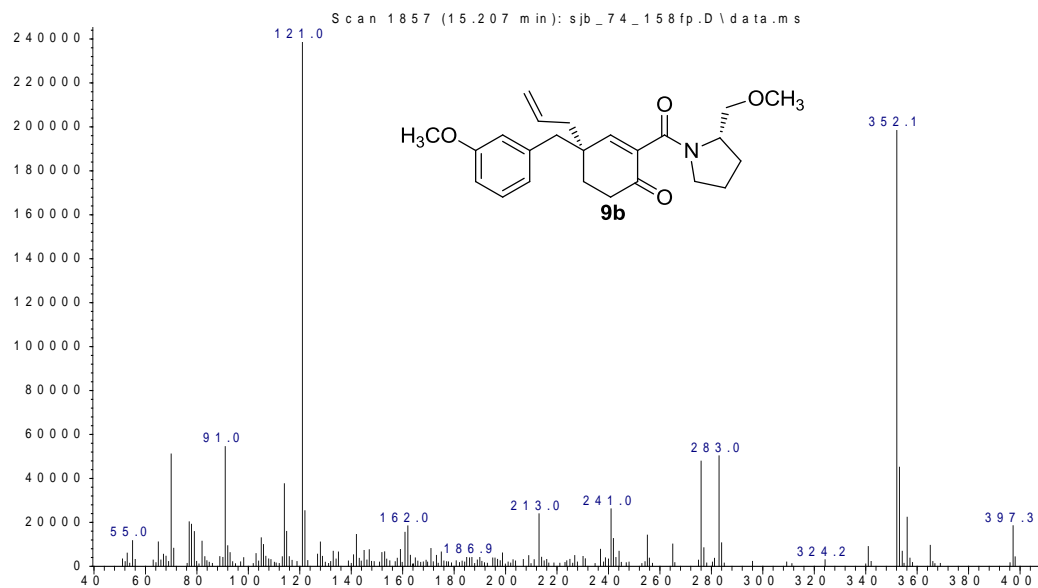
JMB2.m Mon Nov 12 09:53:58 2012

Abundance

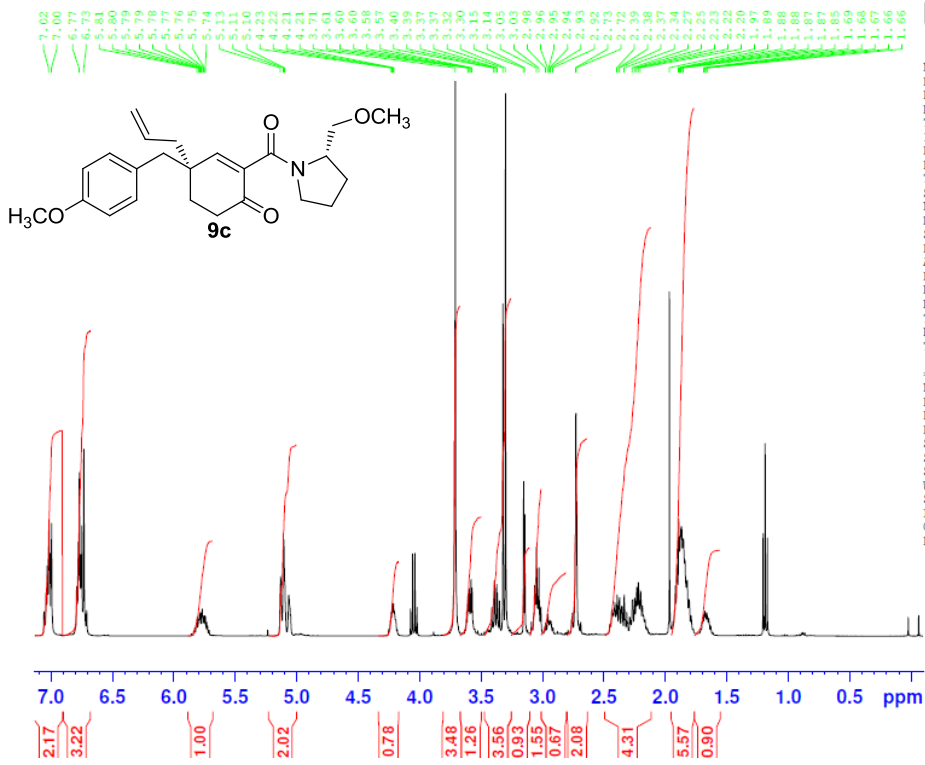


Time-->

Abundance



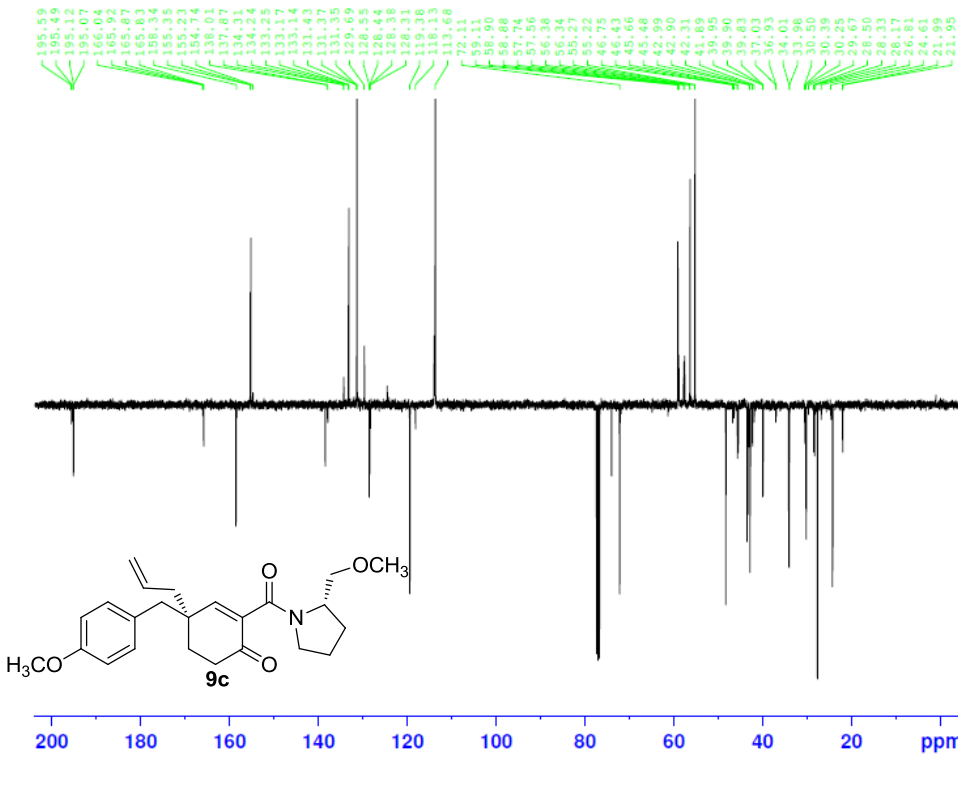
m/z-->



```

NAME      sjb_74_015fp
EXPNO    1
PROCNO   1
Date_    20120605
Time     14.50
INSTRUM  spect
PROBHD   5 mm PABBO BB-
PULPROG  zg30
TD        65536
SOLVENT  CDCl3
NS        16
DS        2
SWH       8223.685 Hz
FIDRES   0.125483 Hz
AQ        3.9846387 sec
RG        20.2
DW        60.800 usec
DE        6.50 usec
TE        301.2 K
D1        1.00000000 sec
TD0       1

===== CHANNEL f1 =====
NUC1      1H
P1        12.50 usec
PL1       -2.00 dB
PL1W      12.14226913 W
SFO1      400.1524711 MHz
SI        32768
SF        400.1500000 MHz
WDW       EM
SSB       0
LB        0.30 Hz
GB        0
PC        1.00
  
```



```

NAME      sjb_77_004fp 13CAPT
EXPNO    1
PROCNO   1
Date_    20121210
Time     11.56
INSTRUM  spect
PROBHD   5 mm PABBO BB-
PULPROG  jmod
TD        65536
SOLVENT  CDCl3
NS        1024
DS        4
SWH       21008.404 Hz
FIDRES   0.320563 Hz
AQ        1.5598068 sec
RG        203
DW        23.800 usec
DE        6.50 usec
TE        301.2 K
CNST2    145.0000000
CNST11   1.0000000
D1        2.00000000 sec
D20       0.00689655 sec
TD0       1

===== CHANNEL f1 =====
NUC1      13C
P1        8.00 usec
P2        16.00 usec
PL1       -2.00 dB
PL1W      56.13311005 W
SFO1      100.6277976 MHz

===== CHANNEL f2 =====
CPDPRG2  waltz16
NUC2      1H
PCPD2    80.00 usec
PL2       -2.00 dB
PL12     14.00 dB
PL2W     12.14226913 W
PL12W    0.305000001 W
SFO2     400.1514930 MHz
SI        32768
SF        100.6177980 MHz
WDW       EM
SSB       0
LB        1.00 Hz
GB        0
PC        1.40
  
```

Area Percent Report

Data Path : C:\msdchem\1\DATA\
Data File : sjb_74_015fp.D
Acq On : 5 Jun 2012 12:00
Operator : sjb
Sample : sjb_74_015fp
Misc :
ALS Vial : 30 Sample Multiplier: 1

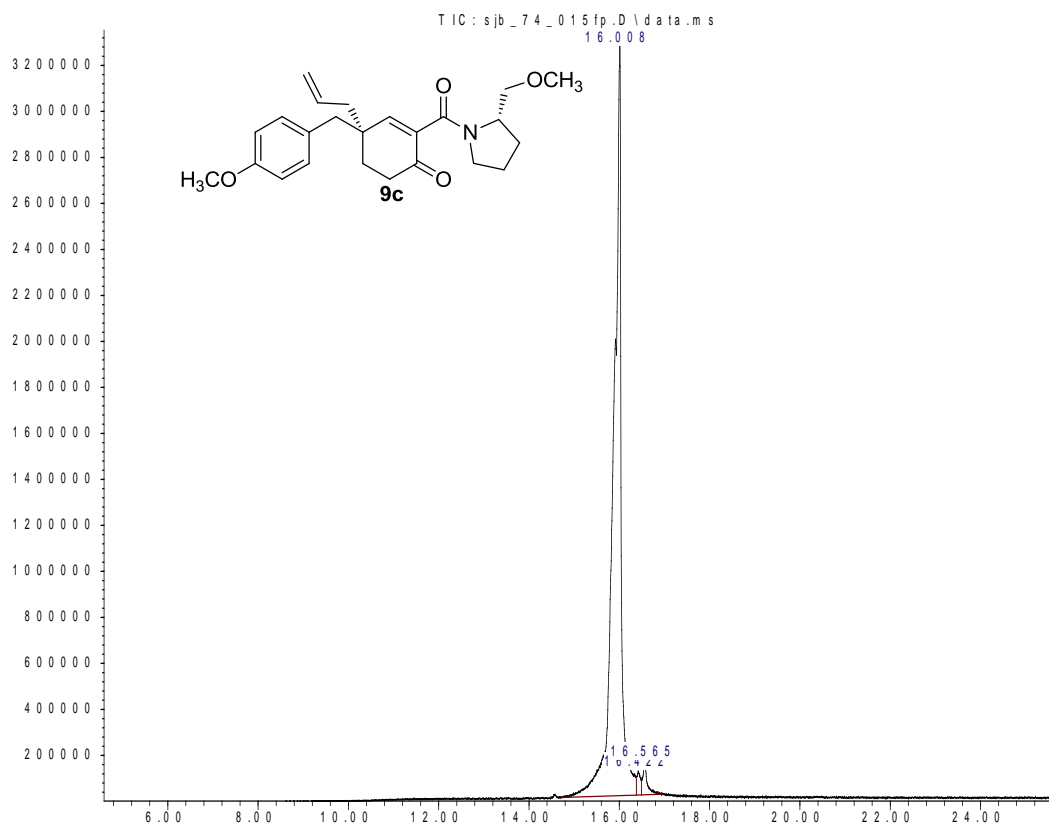
Integration Parameters: autoint1.e
Integrator: ChemStation

Method : C:\msdchem\1\METHODS\JMB2.m
Title :

Signal : TIC: sjb_74_015fp.D\data.ms

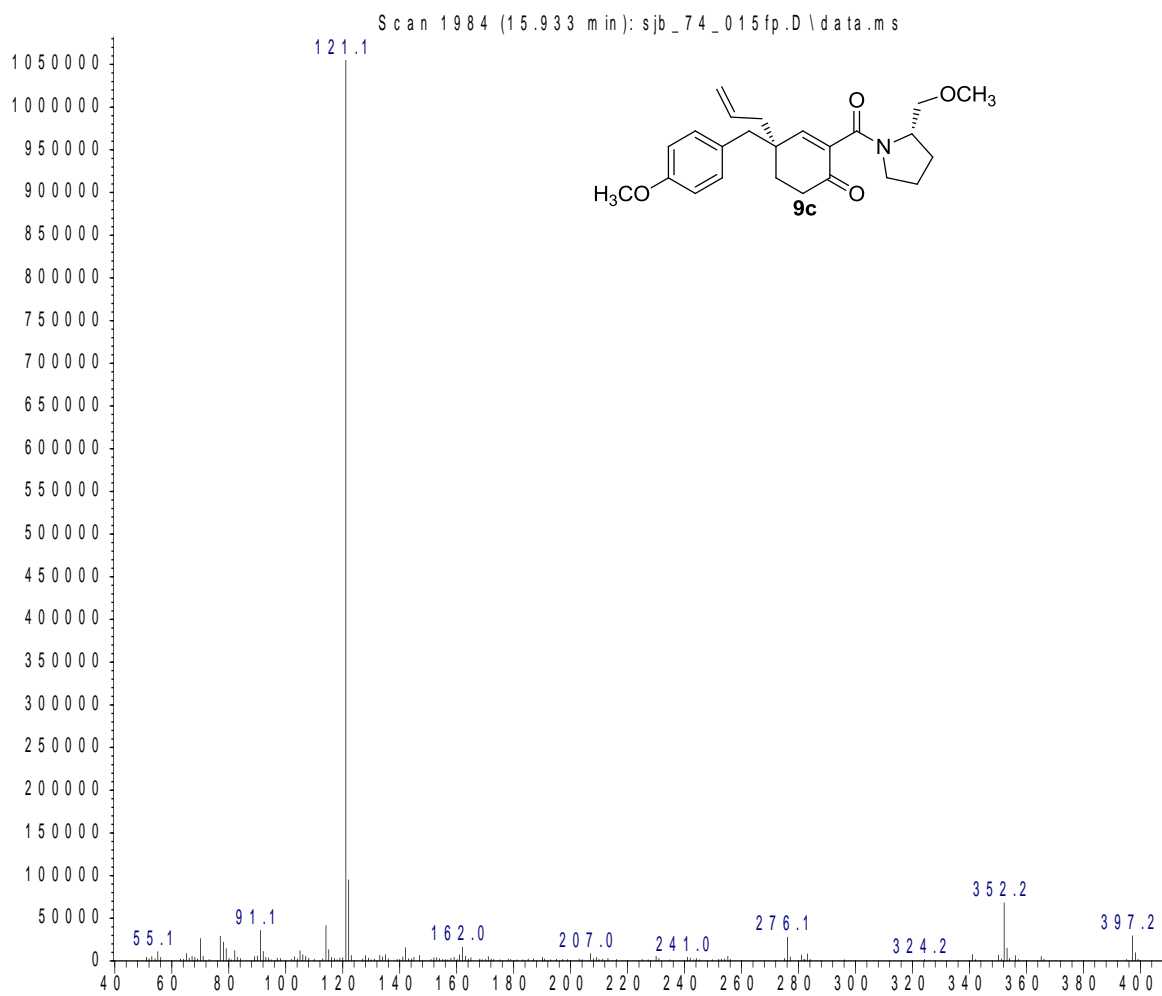
peak #	R.T. min	first scan	max scan	last scan	PK TY	peak height	corr. area	corr. % max.	% of total
1	16.008	1774	1997	2062	BV	3280944	386191361	100.00%	96.065%
2	16.422	2062	2069	2081	VV 8	101564	5645103	1.46%	1.404%
3	16.565	2081	2094	2159	VB 7	146121	10172724	2.63%	2.530%

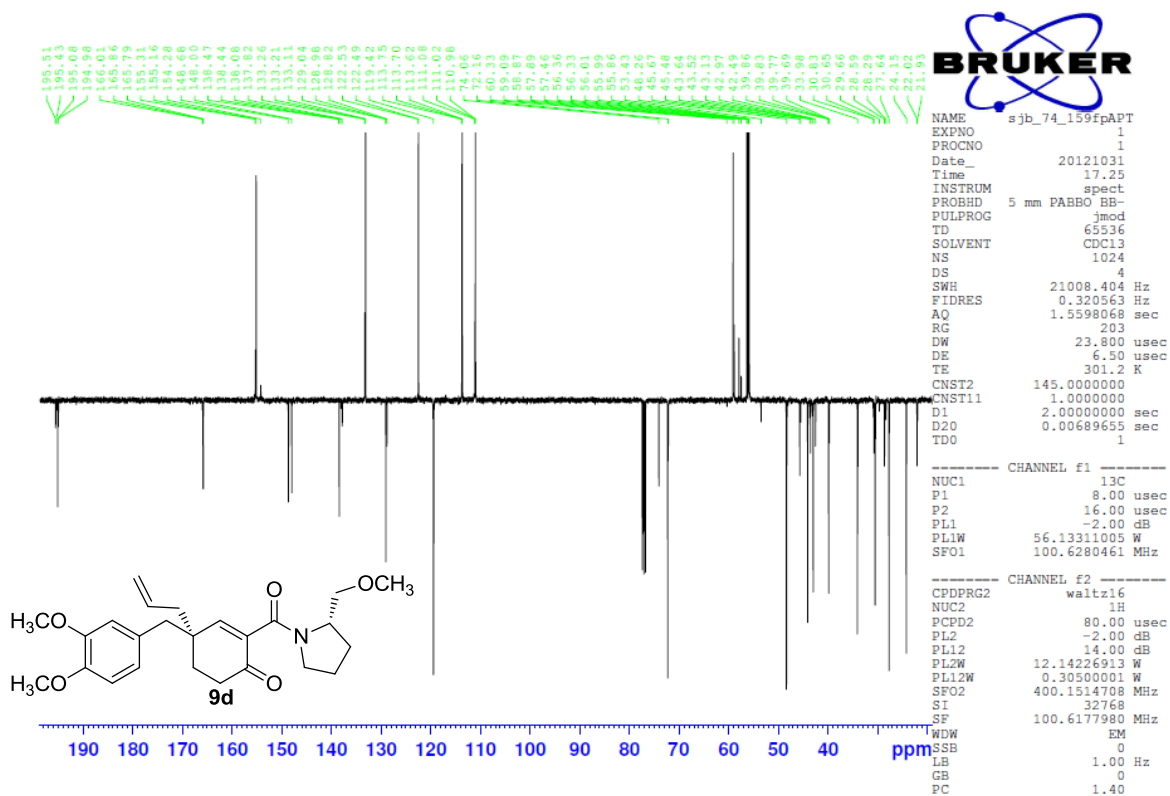
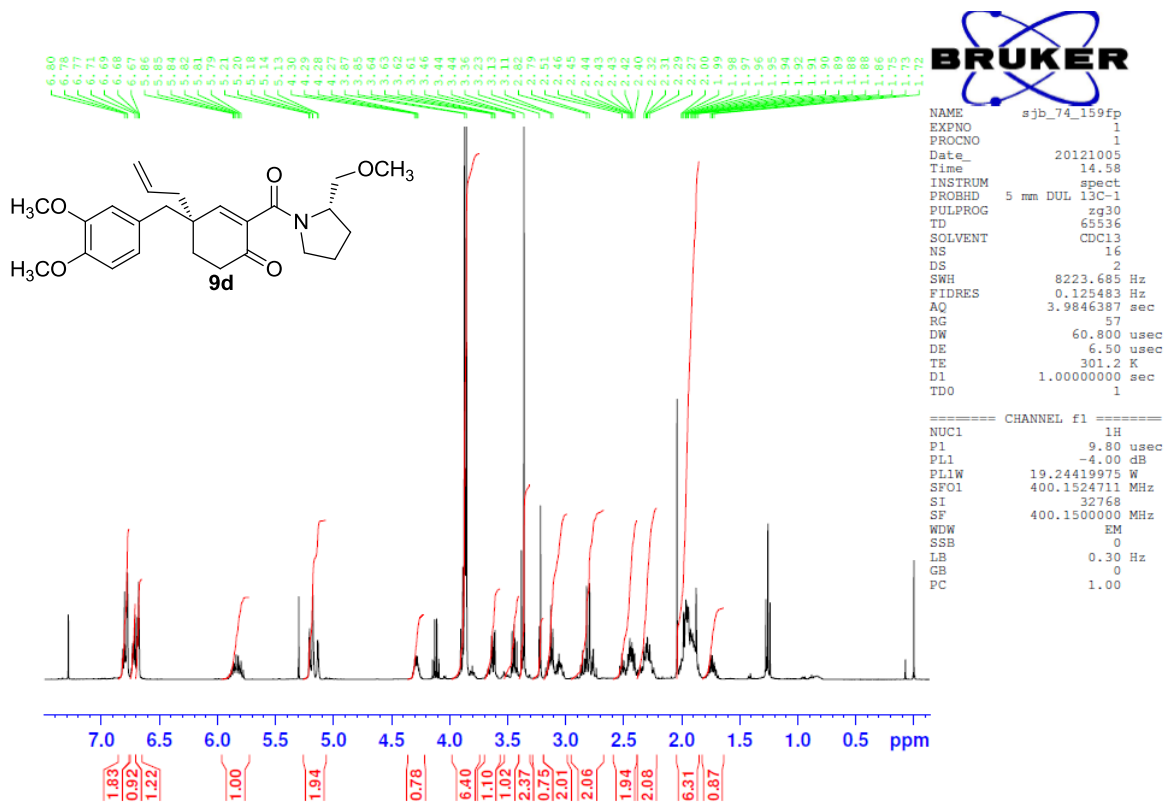
Abundance



Time-->

Abundance





Area Percent Report

Data Path : C:\msdchem\1\DATA\
Data File : sjb_74_159fp.D
Acq On : 5 Oct 2012 11:58
Operator : th
Sample : sjb_74_159fp
Misc :
ALS Vial : 15 Sample Multiplier: 1

Integration Parameters: autoint1.e
Integrator: ChemStation

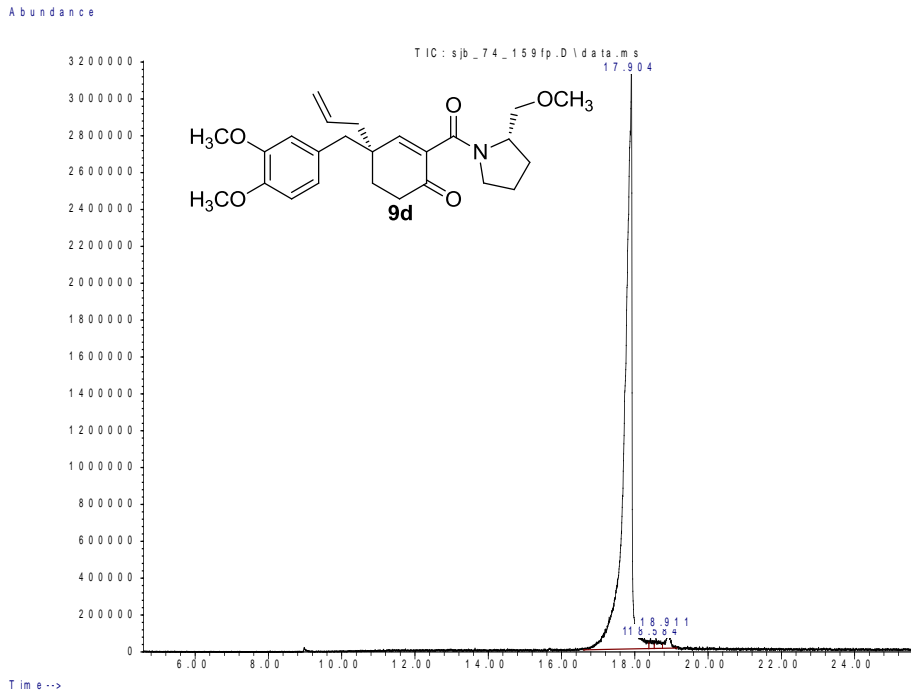
Method : C:\msdchem\1\METHODS\JMB2.m
Title :

Signal : TIC: sjb_74_159fp.D\data.ms

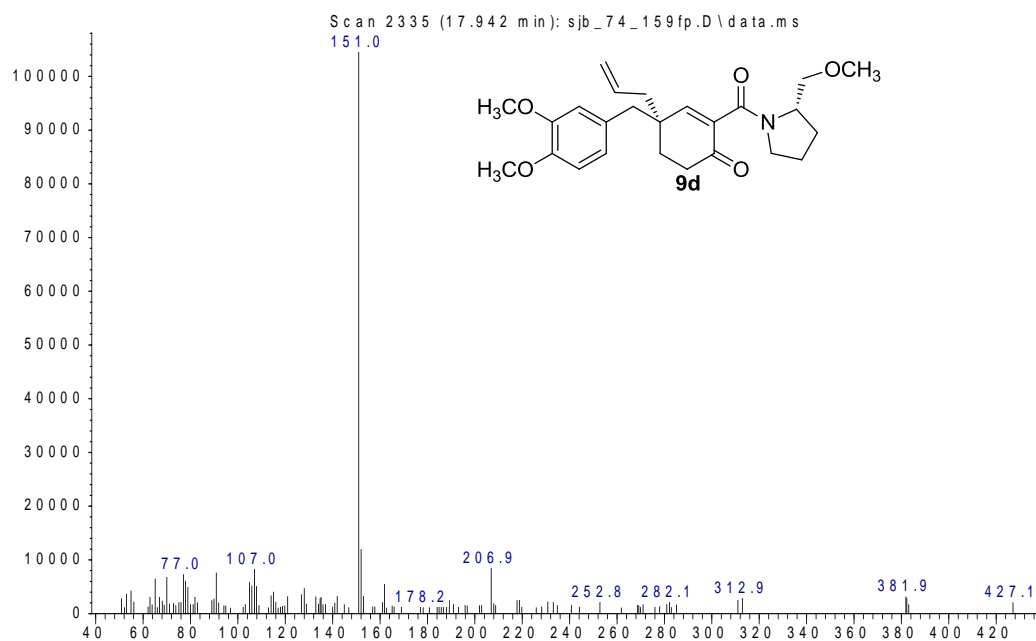
peak #	R.T. min	first scan	max scan	last scan	PK TY	peak height	corr. area	corr. % max.	% of total
1	17.904	2102	2328	2412	VV	3198330	432129853	100.00%	96.605%
2	18.426	2412	2419	2438	VV	47849	3098396	0.72%	0.693%
3	18.584	2438	2447	2477	VV	50012	4349060	1.01%	0.972%
4	18.911	2477	2504	2546	VV	88199	7737920	1.79%	1.730%

Sum of corrected areas: 447315230

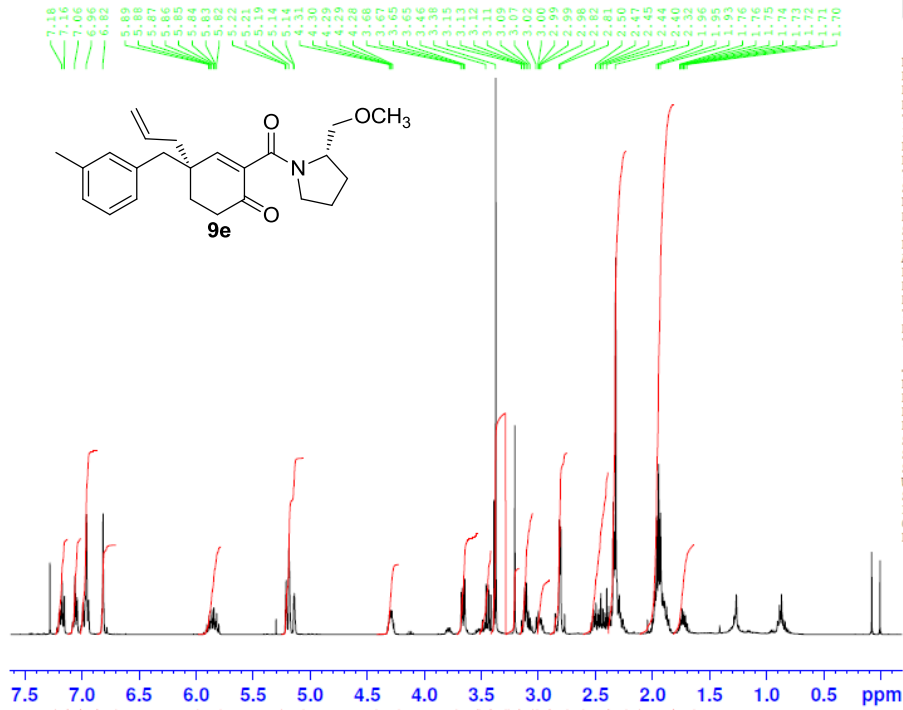
JMB2.m Mon Nov 12 09:56:25 2012



Abundance



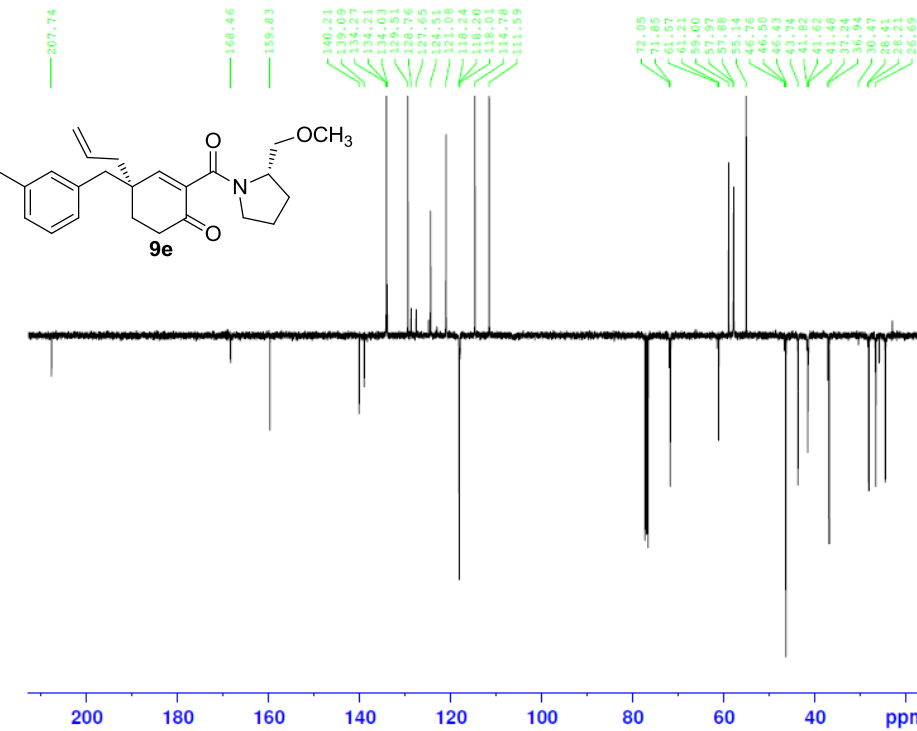
m/z-->



```

NAME      sjb_77_146fp
EXPNO     1
PROCNO    1
Date_     20130711
Time      12.06
INSTRUM   spect
PROBHD    5 mm PABBO BB-
PULPROG   zg30
TD         65536
SOLVENT   CDCl3
NS         16
DS         2
SWH        8223.685 Hz
FIDRES     0.125483 Hz
AQ         3.9846387 sec
RG         45.2
DW         60.800 usec
DE         6.50 usec
TE         301.2 K
D1         1.0000000 sec
TD0        1

----- CHANNEL f1 -----
NUC1      1H
P1        12.50 usec
PL1       -2.00 dB
PL1W      12.14226913 W
SFO1      400.1524711 MHz
SI         32768
SF         400.1500000 MHz
WDW        EM
SSB        0
LB         0.30 Hz
GB         0
PC         1.00
  
```



```

Current Data Parameters
NAME      sjb_77_145fp APT
EXPNO     1
PROCNO    1

F2 - Acquisition Parameters
Date_     20130717
Time      8.49
INSTRUM   spect
PROBHD    5 mm PABBO BB-
PULPROG   jmod
TD         65536
SOLVENT   CDCl3
NS         1024
DS         4
SWH        24038.461 Hz
FIDRES     0.366798 Hz
AQ         1.3631488 sec
RG         203
DW         20.800 usec
DE         6.50 usec
TE         301.2 K
CNST2     145.0000000
CNST11    1.0000000
D1         2.0000000 sec
D20        0.00689655 sec
TD0        1

----- CHANNEL f1 -----
NUC1      13C
P1         8.00 usec
P2        16.00 usec
PL1       -2.00 dB
PL1W      56.13311005 W
SFO1      100.6278593 MHz

----- CHANNEL F2 -----
CPDPRG[2] waltz16
NUC2       1H
PCPD2     80.00 usec
PL2       -2.00 dB
PL12      14.00 dB
PL2W      12.14226913 W
PL12W     0.30500001 W
SFO2      400.1515122 MHz

F2 - Processing parameters
SI         32768
SF         100.6177980 MHz
WDW        EM
SSB        0
LB         1.00 Hz
GB         0
PC         1.40
  
```

Data Path : C:\msdchem\1\DATA\
 Data File : sjb_77_146fp.D
 Acq On : 11 Jul 2013 12:27
 Operator : sjb
 Sample : sjb_77_146fp
 Misc :
 ALS Vial : 90 Sample Multiplier: 1

Integration Parameters: autoint1.e
 Integrator: ChemStation

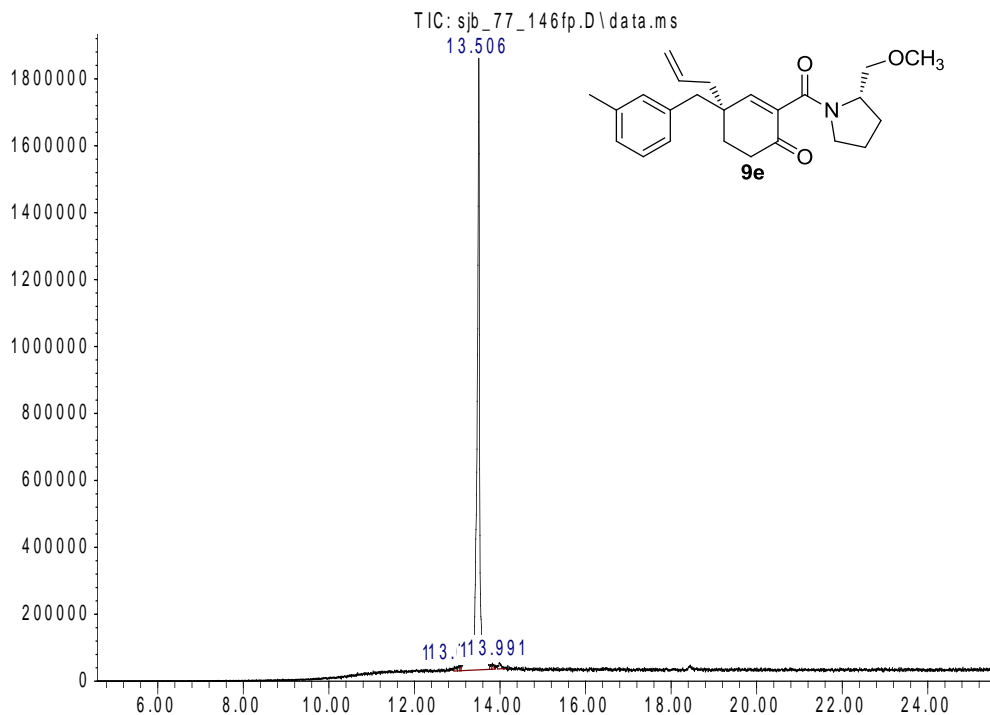
Method : C:\msdchem\1\METHODS\ckr3.m
 Title :

Signal : TIC: sjb_77_146fp.D\data.ms

peak #	R.T. min	first scan	max scan	last scan	PK TY	peak height	corr. area	corr. % max.	% of total
1	12.936	1458	1460	1472	VV 7	10298	425396	0.53%	0.517%
2	13.053	1472	1481	1482	VV 7	13961	373159	0.47%	0.453%
3	13.076	1482	1485	1487	VV 4	15082	220310	0.28%	0.268%
4	13.506	1487	1560	1603	VV 2	1898200	79627101	100.00%	96.706%
5	13.762	1603	1604	1613	VV 8	19689	462440	0.58%	0.562%
6	13.823	1613	1615	1623	VV 4	16918	402255	0.51%	0.489%
7	13.991	1635	1645	1661	VV 10	21265	829057	1.04%	1.007%

Sum of corrected areas: 82339717 ckr3.m Wed Mar 19 14:38:32 2014

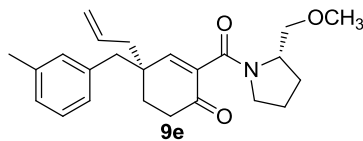
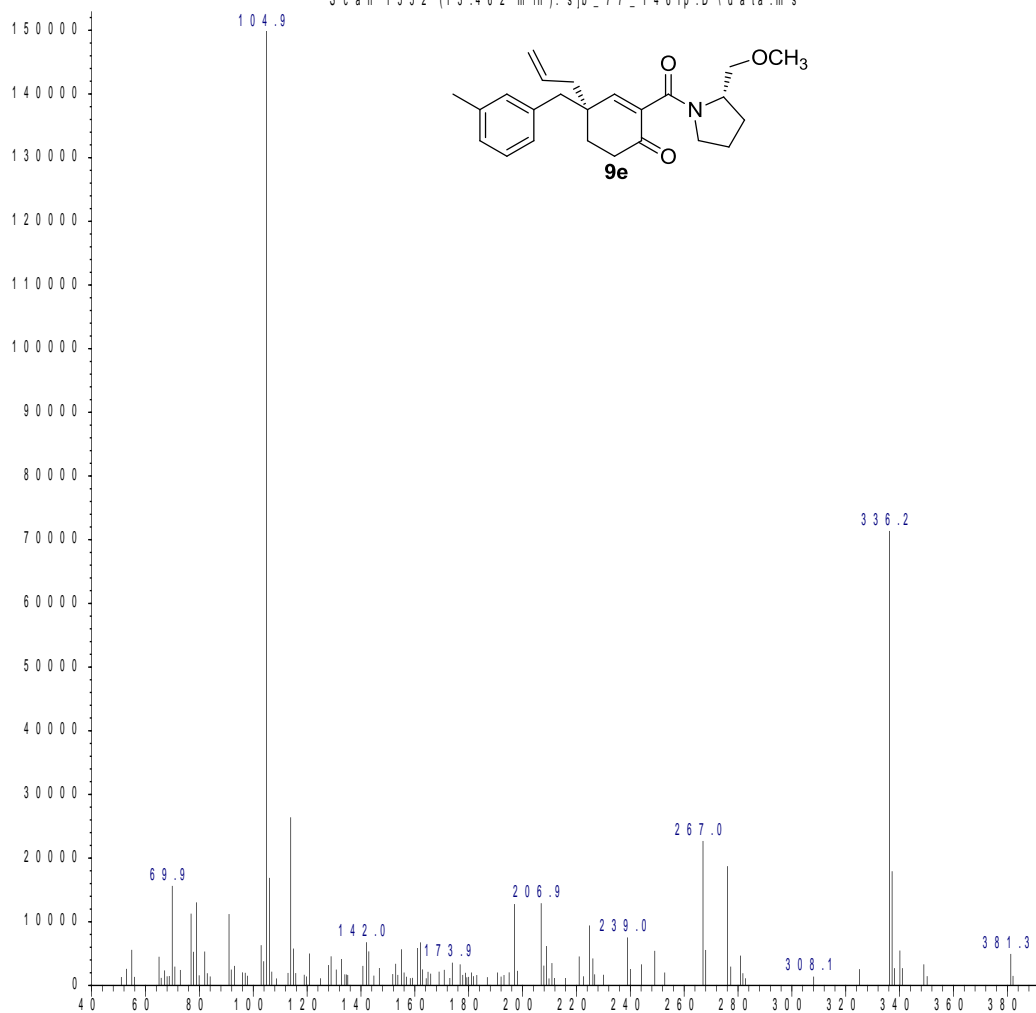
Abundance



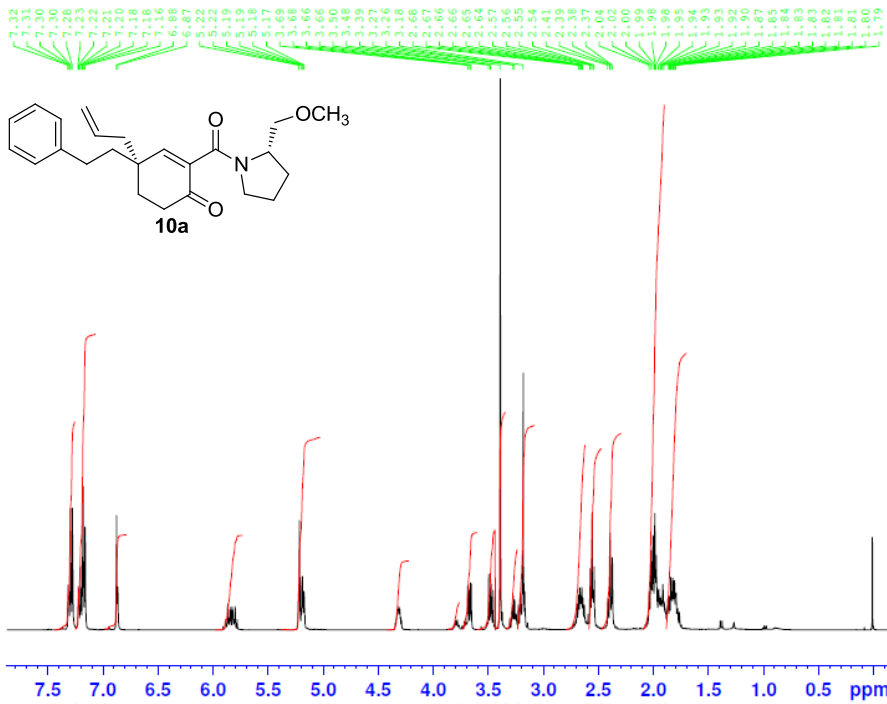
Time-->

Abundance

Scan 1552 (13.462 min): sjb_77_146fp.D\data.ms



m/z-->



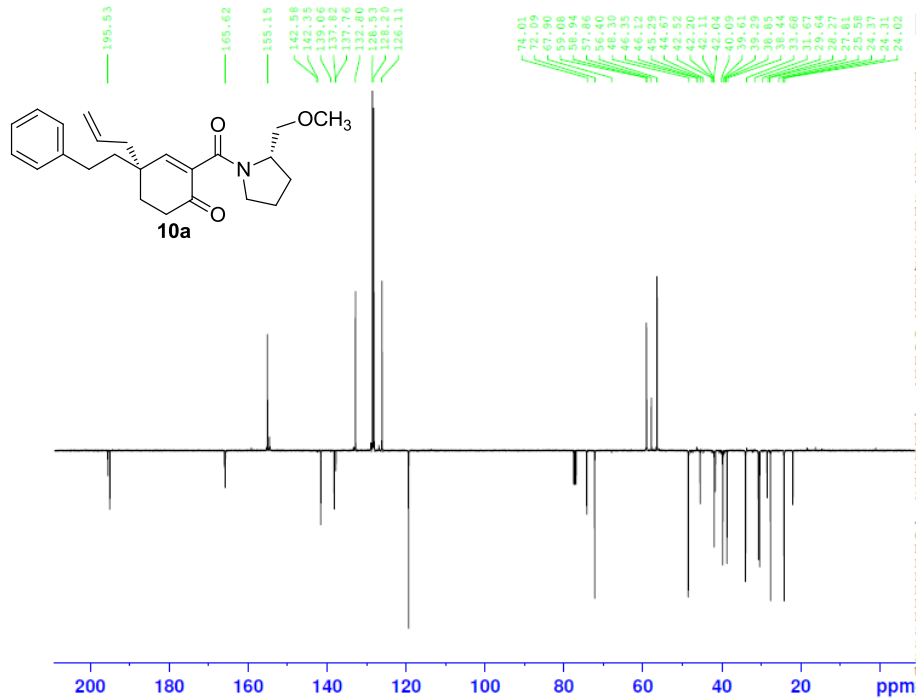
BRUKER

```

NAME      sjb_72_132fp take 2
EXPNO    1
PROCNO   1
Date_    20130801
Time     11.14
INSTRUM  spect
PROBHD   5 mm PABBO BB-
PULPROG  zg30
TD        65536
SOLVENT  CDCl3
NS        16
DS        2
SWH      8223.685 Hz
FIDRES   0.125483 Hz
AQ        3.9846387 sec
RG        50.8
DW        60.800 usec
DE        6.50 usec
TE        301.2 K
D1        1.00000000 sec
TDO       1

----- CHANNEL f1 -----
NUC1     1H
P1       12.50 usec
PL1      -2.00 dB
PL1W     12.14226913 W
SFO1     400.1524711 MHz
SI       32768
SF       400.1500000 MHz
WDW      EM
SSB      0
LB       0.30 Hz
GB       0
PC       1.00

```



BRUKER

```

NAME      sjb_74_207fp APT
EXPNO    1
PROCNO   1
Date_    20121116
Time     9.22
INSTRUM  spect
PROBHD   5 mm PABBO BB-
PULPROG  jmod
TD        65536
SOLVENT  CDCl3
NS        1024
DS        4
SWH      21929.824 Hz
FIDRES   0.334523 Hz
AQ        1.4942708 sec
RG        203
DW        22.800 usec
DE        6.50 usec
TE        301.2 K
CNST2    145.0000000
CNST11   1.0000000
D1        2.00000000 sec
D20       0.00689655 sec
TDO       1

----- CHANNEL f1 -----
NUC1     13C
P1       8.00 usec
P2       16.00 usec
PL1      -2.00 dB
PL1W     56.13311005 W
SFO1     100.6278600 MHz

----- CHANNEL f2 -----
CPDPRG2  waltz16
NUC2     1H
PCPD2    80.00 usec
PL2      -2.00 dB
PL12     14.00 dB
PL1W     12.14226913 W
PL12W    0.30500001 W
SFO2     400.1514979 MHz
SI       32768
SF       100.6177980 MHz
WDW      EM
SSB      0
LB       1.00 Hz
GB       0
PC       1.40

```

Area Percent Report

Data Path : C:\msdchem\1\DATA\
Data File : sjb_74_207fp.D
Acq On : 15 Nov 2012 17:02
Operator : sjb
Sample : sjb_74_207fp
Misc :
ALS Vial : 5 Sample Multiplier: 1

Integration Parameters: autoint1.e
Integrator: ChemStation

Method : C:\msdchem\1\METHODS\JMB2.m
Title :

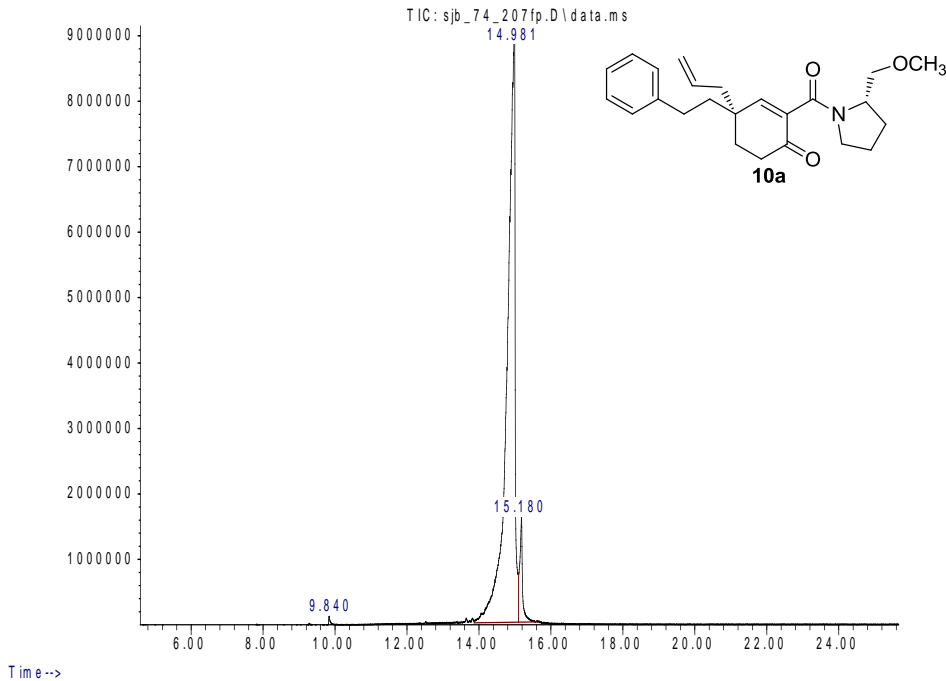
Signal : TIC: sjb_74_207fp.D\data.ms

peak #	R.T. min	first scan	max scan	last scan	PK TY	peak height	corr. area	corr. % max.	% of total
1	9.840	911	919	950	BB 3	122085	3829247	0.28%	0.261%
2	14.981	1623	1817	1838	VV 4	9115287	1373275457	100.00%	93.615%
3	15.180	1838	1852	1921	VV 2	1569203	89832411	6.54%	6.124%

Sum of corrected areas: 1466937115

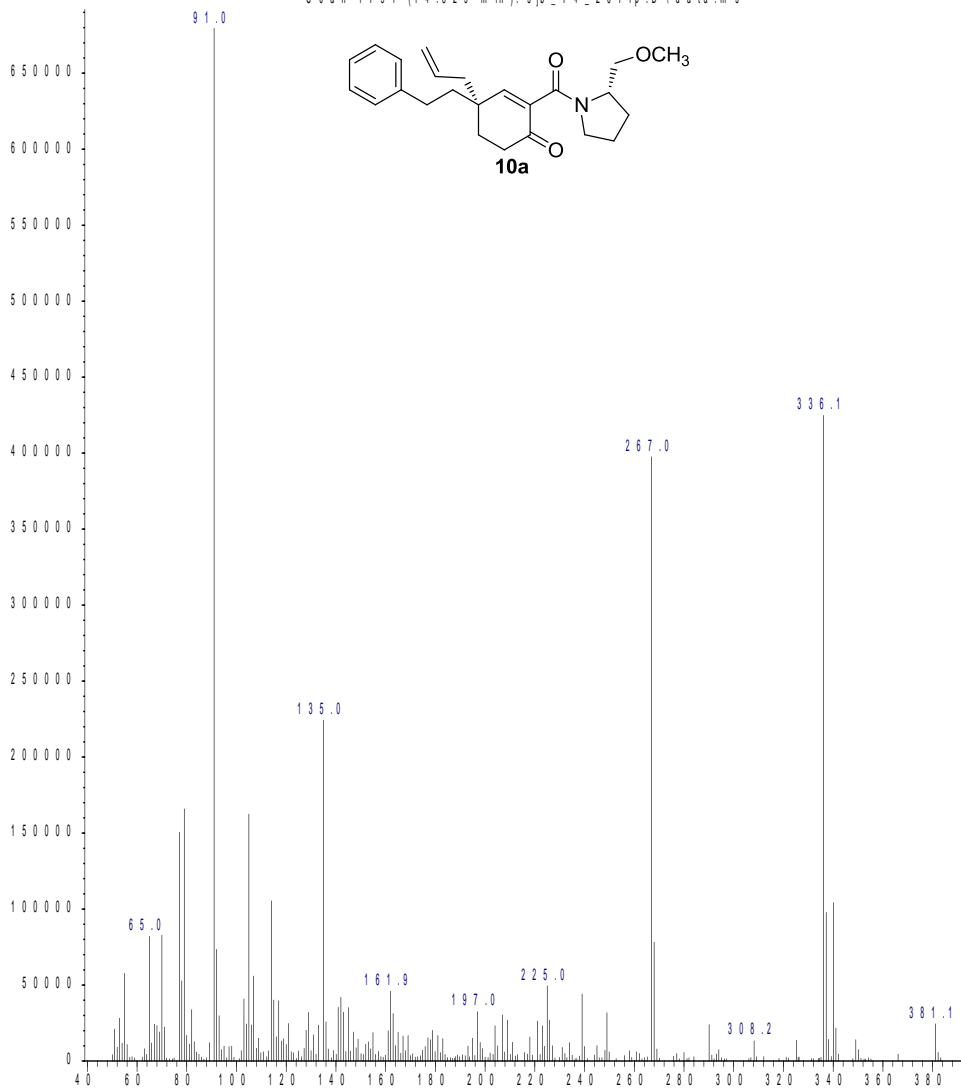
JMB2.m Fri Nov 16 09:07:41 2012

Abundance

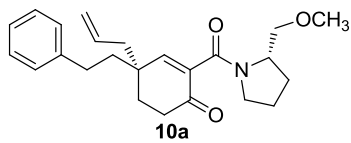


Abundance

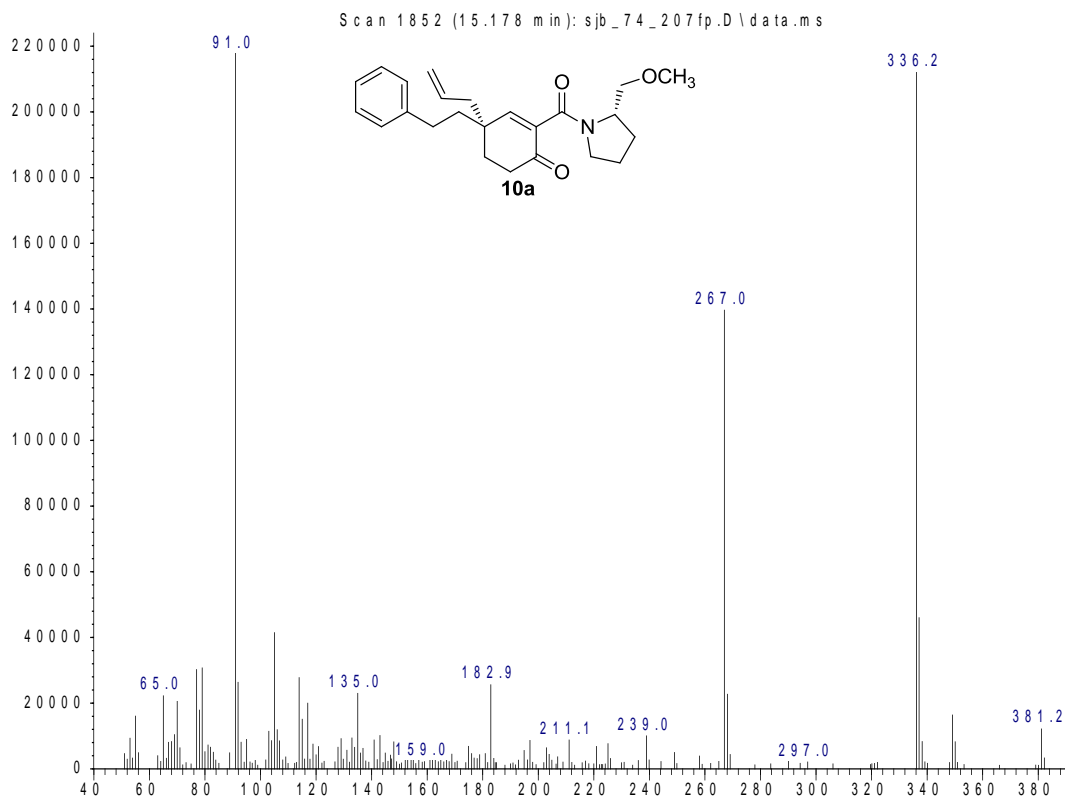
Scan 1791 (14.829 min): sjb_74_207fp.D\data.ms



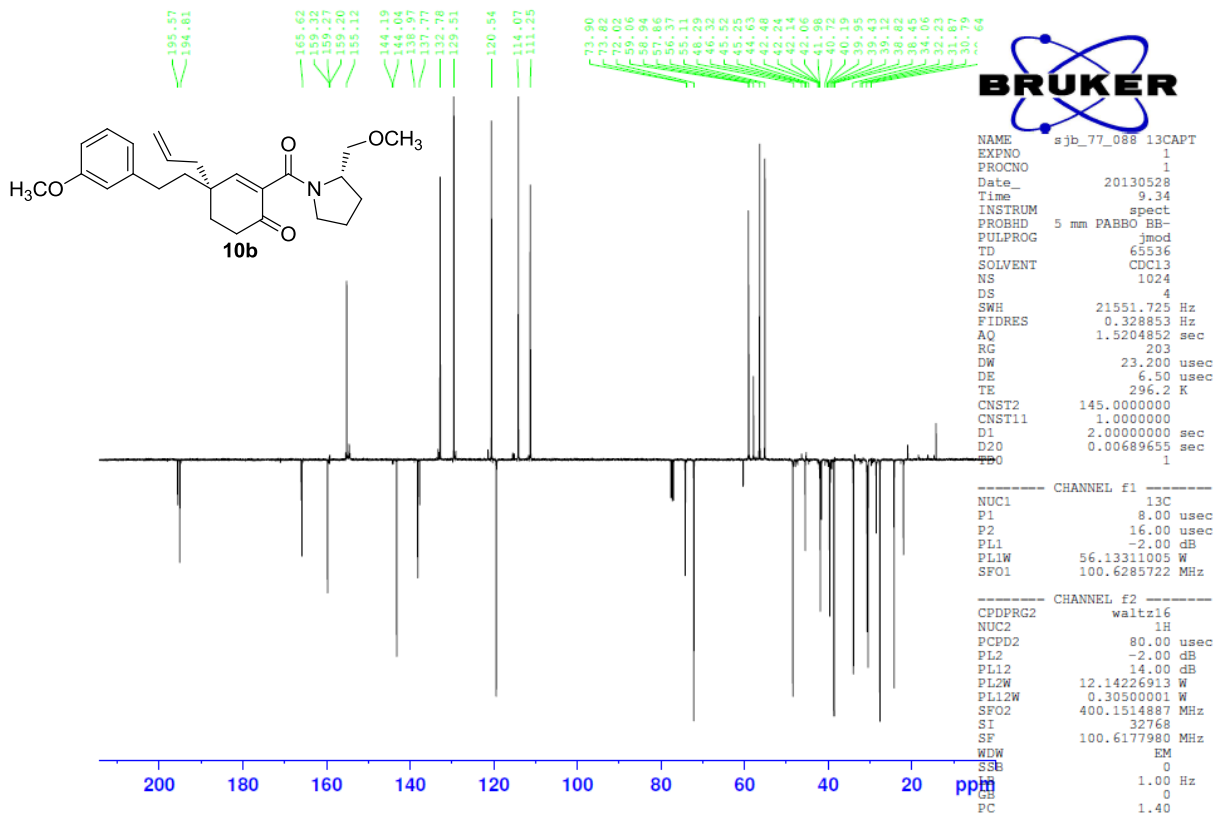
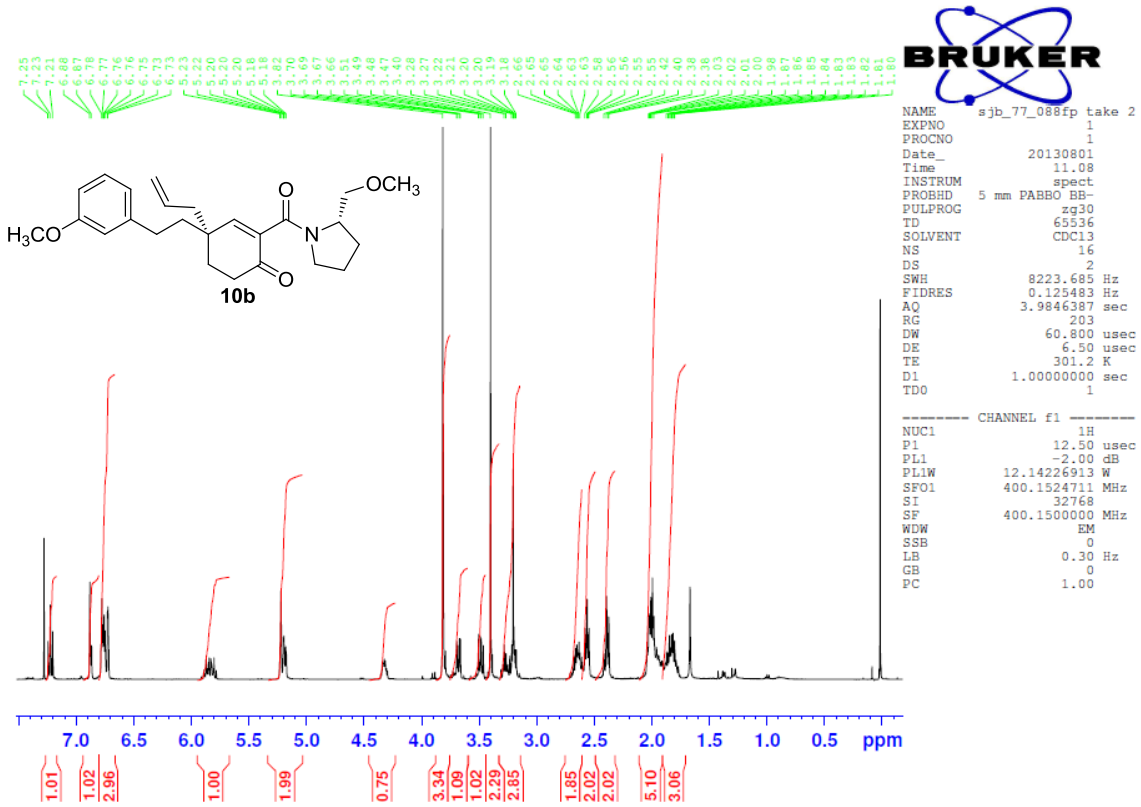
m/z-->



Abundance



m/z-->



Area Percent Report

Data Path : C:\msdchem\1\DATA\
Data File : sjb_77_088fp.D
Acq On : 24 May 2013 15:37
Operator : sjb
Sample : sjb_77_088fp
Misc :
ALS Vial : 90 Sample Multiplier: 1

Integration Parameters: autoint1.e
Integrator: ChemStation

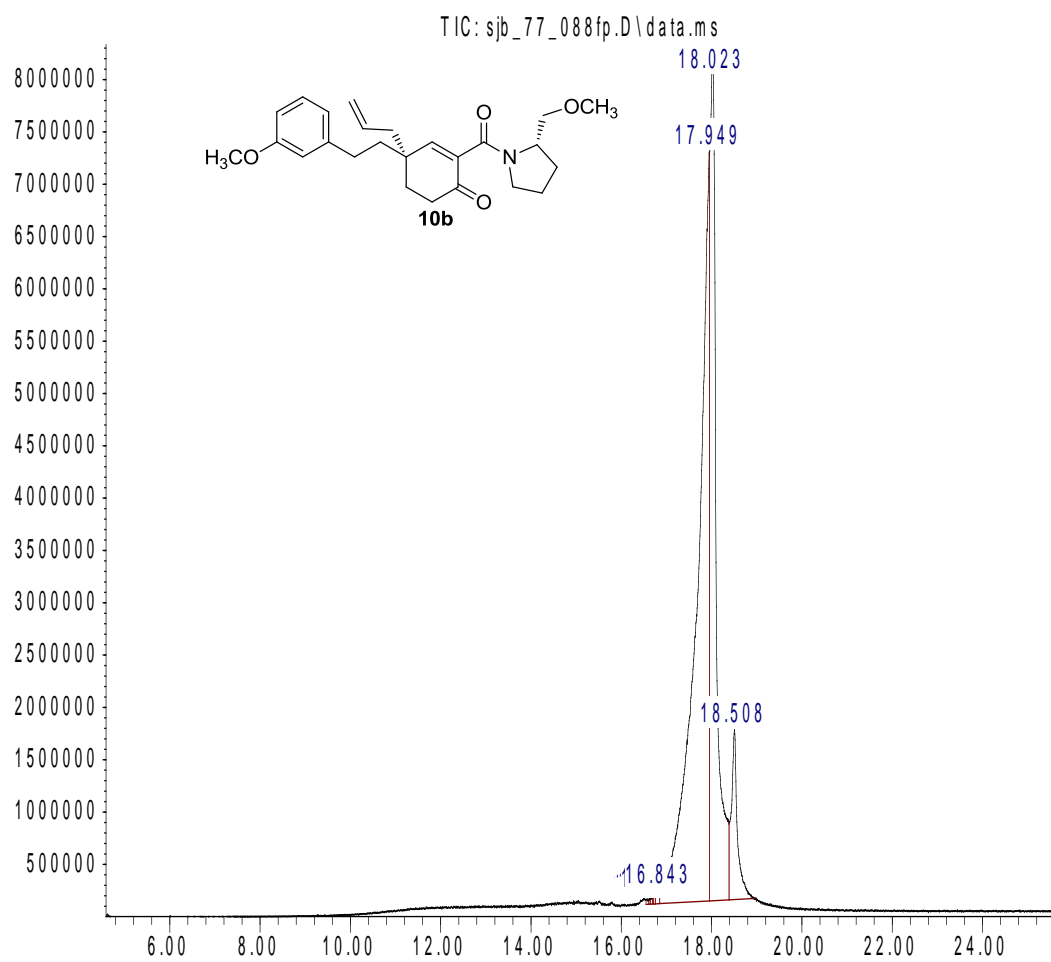
Method : C:\msdchem\1\5973N\PRECISION.M
Title :

Signal : TIC: sjb_77_088fp.D\data.ms

peak #	R.T. min	first scan	max scan	last scan	PK TY	peak height	corr. area	corr. % max.	% of total
1	16.585	2091	2098	2102	VV 10	48273	1551911	0.12%	0.068%
2	16.631	2102	2106	2108	VV 5	53733	828375	0.06%	0.036%
3	16.680	2108	2114	2116	VV 7	59458	1463538	0.11%	0.064%
4	16.701	2116	2118	2121	VV 4	69019	1154890	0.09%	0.051%
5	16.748	2121	2126	2128	VV 6	78916	1822704	0.14%	0.080%
6	16.843	2128	2143	2144	VV 6	121092	5451740	0.42%	0.239%
7	17.949	2144	2336	2337	VV 4	7155601	1309161021	100.00%	57.386%
8	18.023	2337	2349	2413	VV 4	8170841	805405891	61.52%	35.304%
9	18.508	2413	2434	2507	VV 4	1622052	154484566	11.80%	6.772%

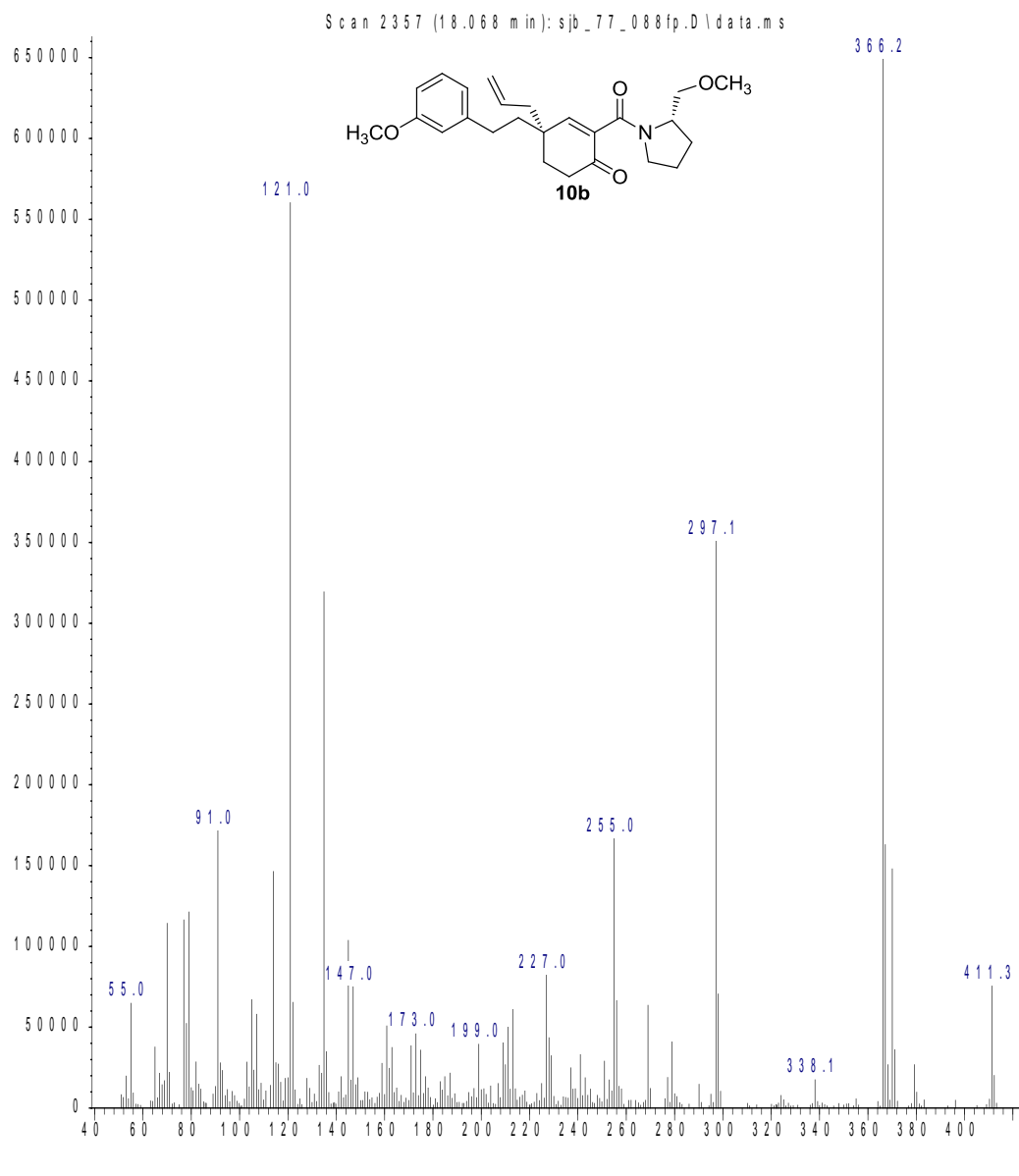
Sum of corrected areas: 2281324637

Abundance

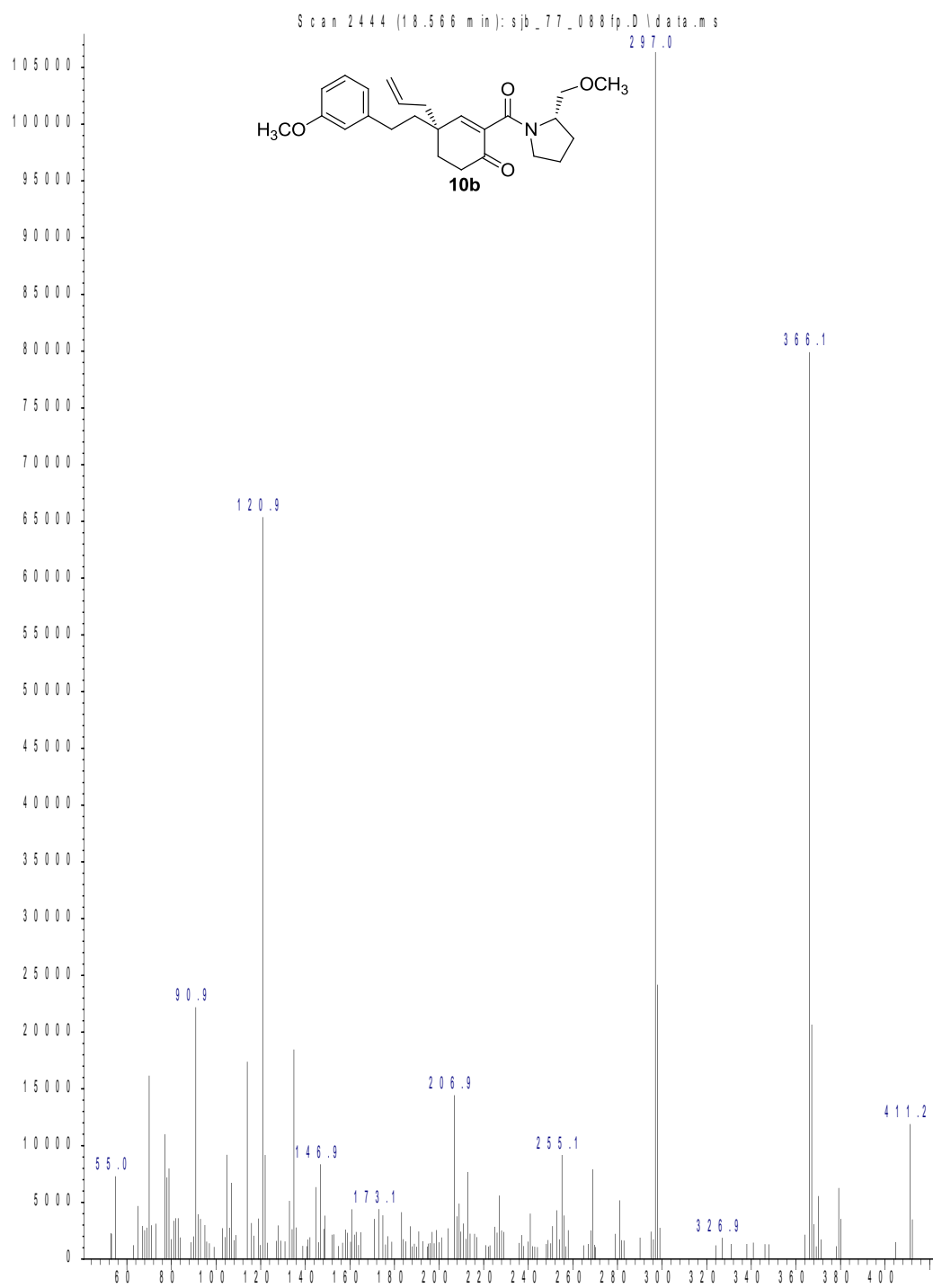


Time-->

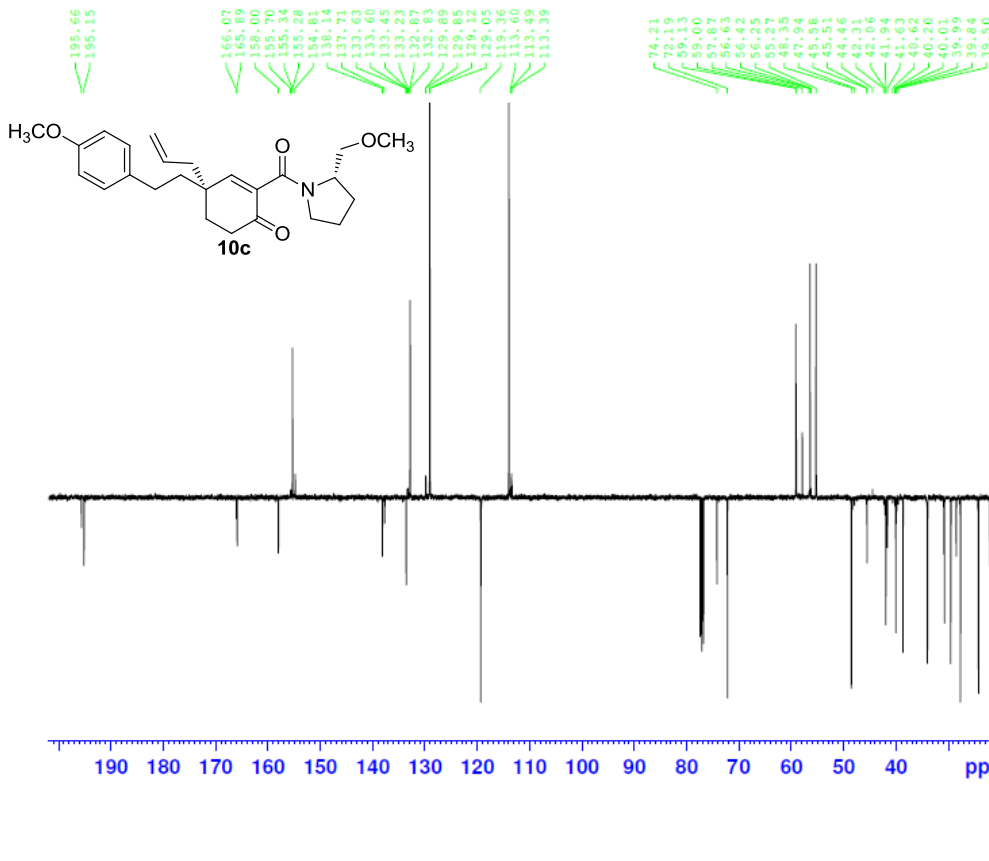
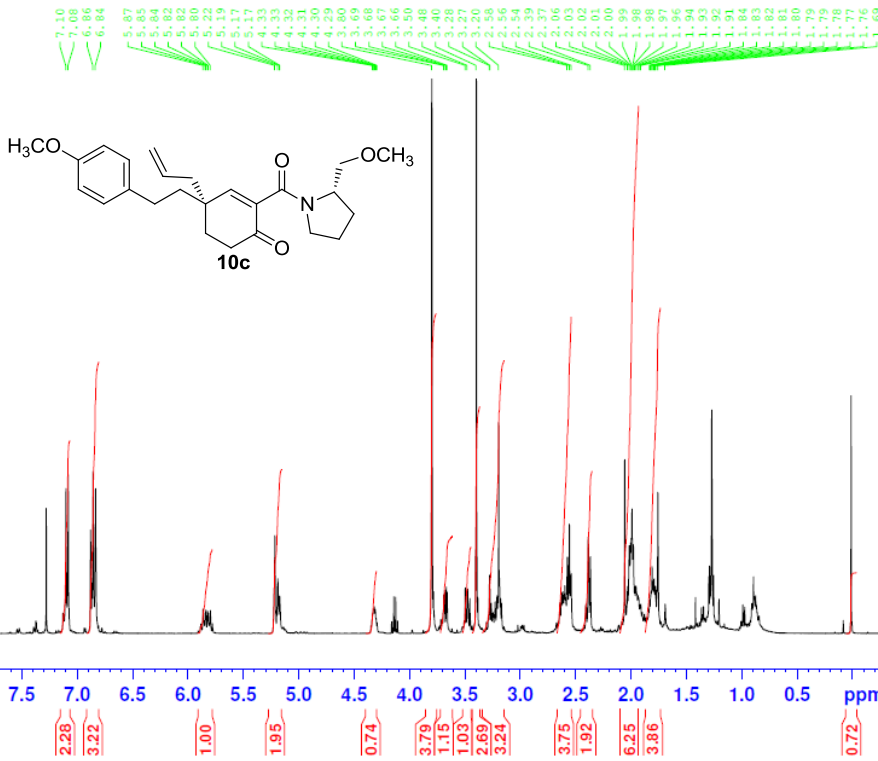
Abundance



Abundance



m/z-->



Area Percent Report

Data Path : C:\msdchem\1\DATA\
Data File : sjb_77_224fp2.D
Acq On : 24 Sep 2013 11:10
Operator : sjb
Sample : sjb_77_224fp2
Misc :
ALS Vial : 90 Sample Multiplier: 1

Integration Parameters: autoint1.e
Integrator: ChemStation

Method : C:\msdchem\1\METHODS\ckr3.m
Title :

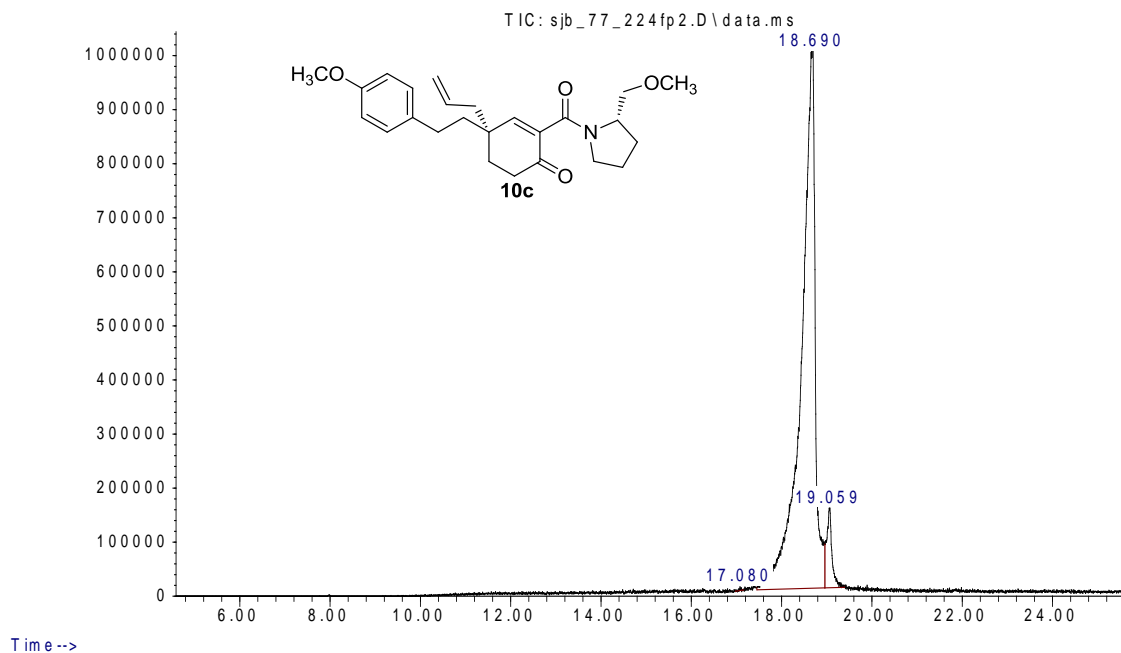
Signal : TIC: sjb_77_224fp2.D\data.ms

peak #	R.T. min	first scan	max scan	last scan	PK TY	peak height	corr. area	corr. % max.	% of total
1	17.080	2166	2184	2195	PV 5	5922	119715	0.06%	0.053%
2	18.690	2249	2466	2513	VV 4	1027532	212733185	100.00%	94.455%
3	19.059	2513	2530	2589	VV 2	146573	12368129	5.81%	5.492%

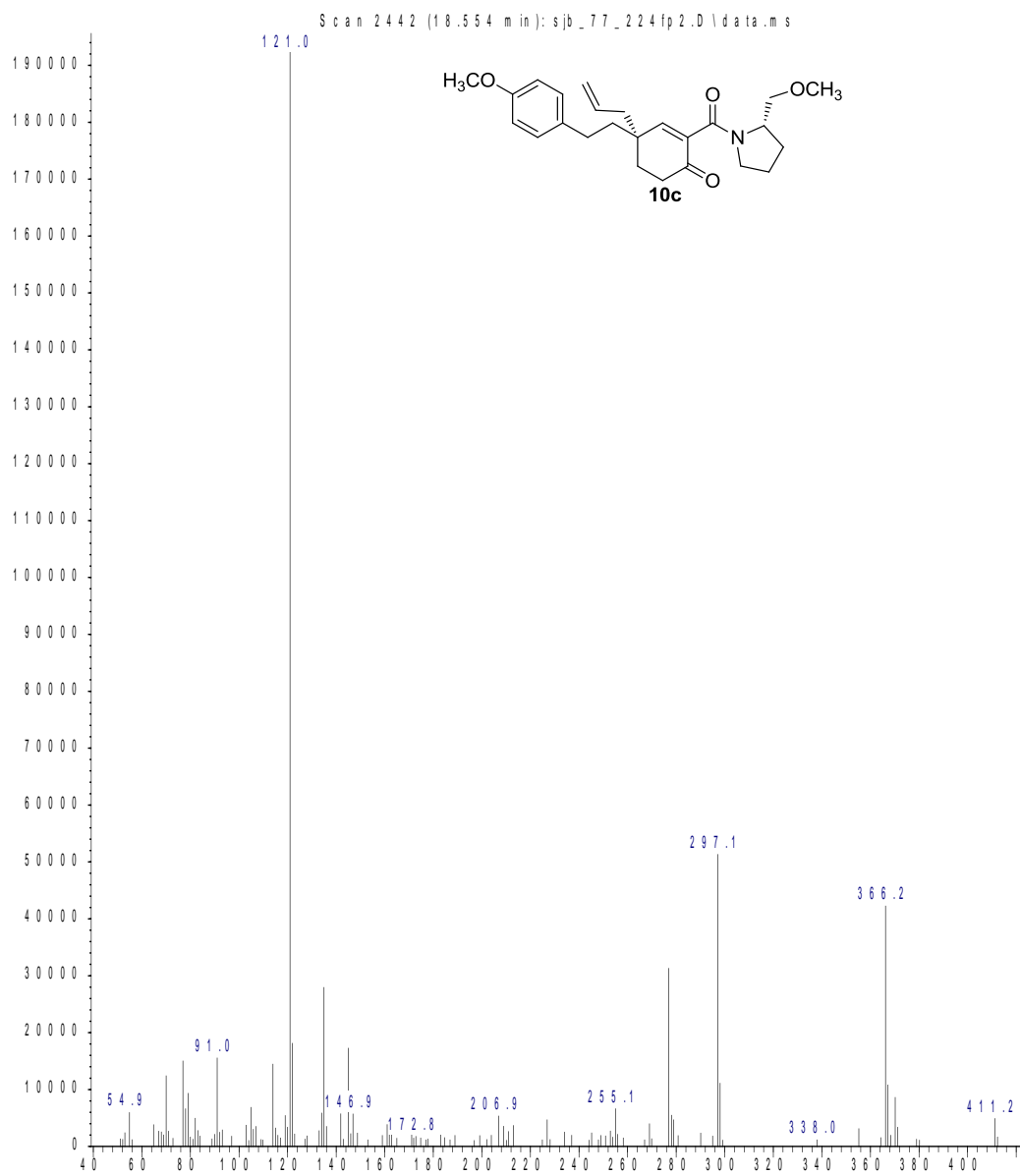
Sum of corrected areas: 225221029

ckr3.m Wed Mar 19 12:16:28 2014

Abundance

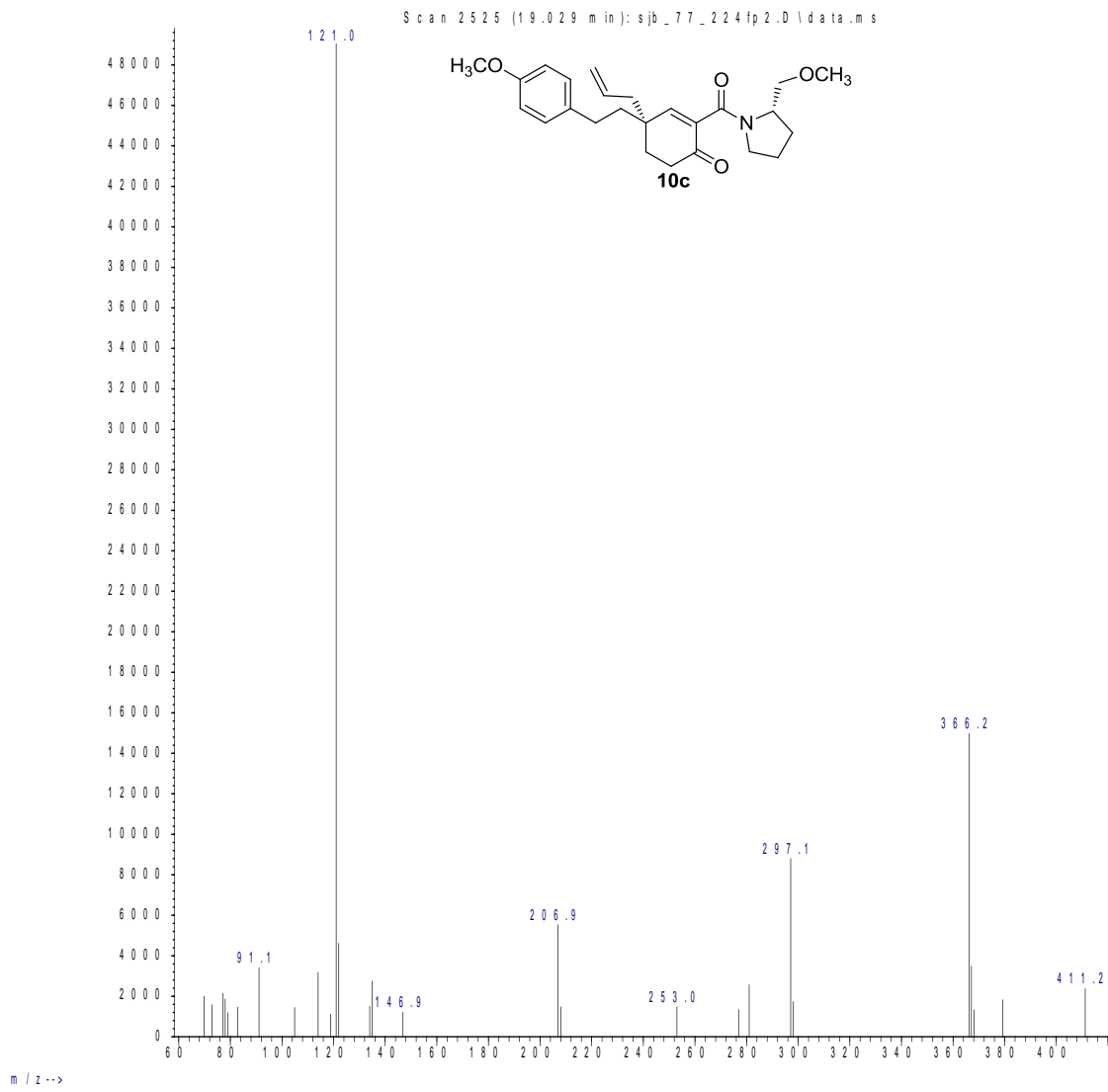


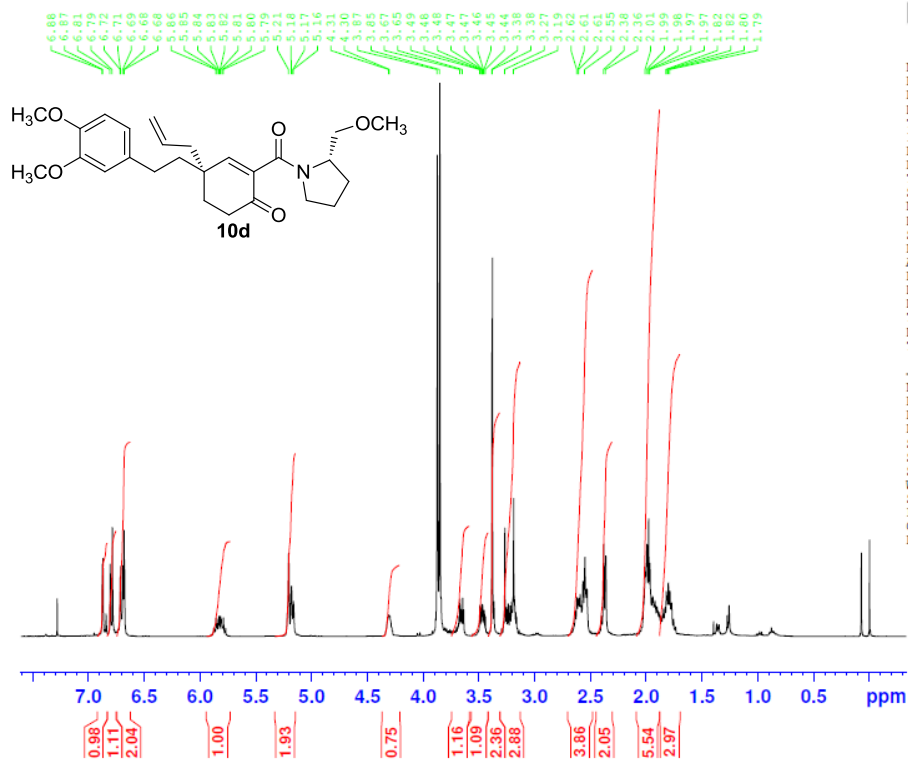
Abundance



m/z-->

Abundance



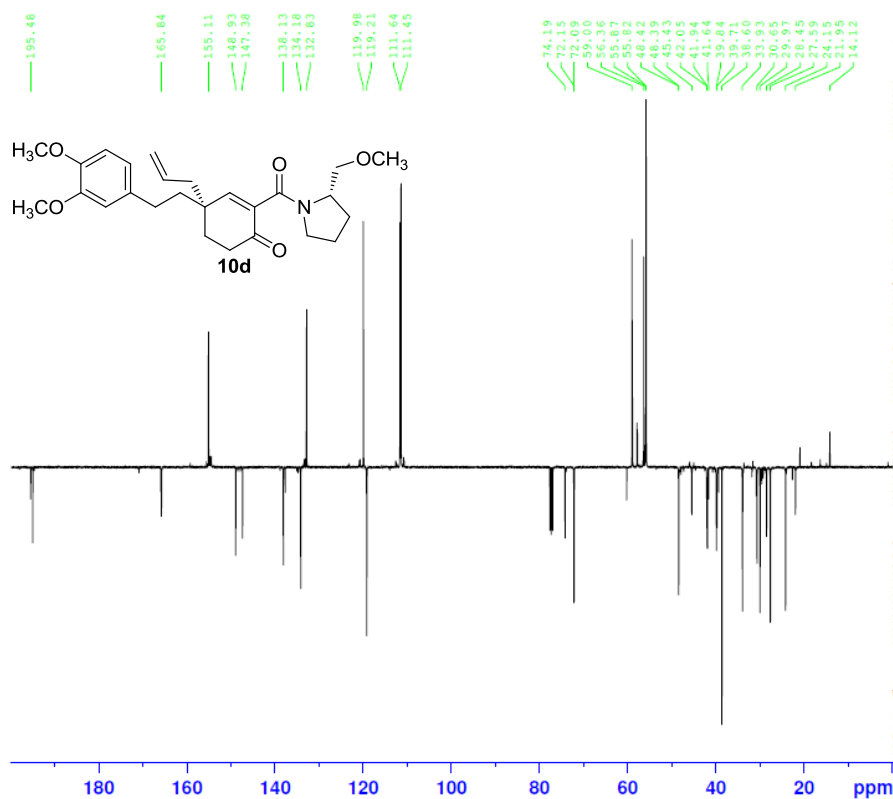


```

NAME      sjb_74_219fp take 2
EXPNO    1
PROCNO   1
Date_    20130801
Time     10.27
INSTRUM  spect
PROBHD   5 mm PABBO BB-
PULPROG  zg30
TD        65536
SOLVENT  CDCl3
NS        16
DS        2
SWH       8223.685 Hz
FIDRES    0.125483 Hz
AQ        3.9846387 sec
RG        50.8
DW        60.800 usec
DE        6.50 usec
TE        301.2 K
D1        1.00000000 sec
TDO       1
  
```

```

----- CHANNEL f1 -----
NUC1      1H
P1        12.50 usec
PL1       -2.00 dB
PL1W      12.14226913 W
SFO1      400.1524711 MHz
SI        32768
SF        400.1500000 MHz
WDW       EM
SSB       0
LB        0.30 Hz
GB        0
PC        1.00
  
```



```

NAME      sjb_74_219fp APT
EXPNO    1
PROCNO   1
Date_    20121204
Time     13.18
INSTRUM  spect
PROBHD   5 mm PABBO BB-
PULPROG  jmod
TD        65536
SOLVENT  CDCl3
NS        1024
DS        4
SWH       20380.436 Hz
FIDRES    0.310981 Hz
AQ        1.6078665 sec
RG        203
DW        24.533 usec
DE        6.50 usec
TE        301.2 K
CNST2    145.0000000
CNST11   1.0000000
D1        2.00000000 sec
D20      0.00689655 sec
TDO       1
  
```

```

----- CHANNEL f1 -----
NUC1      13C
P1        8.00 usec
P2        16.00 usec
PL1       -2.00 dB
PL1W      56.13311005 W
SFO1      100.6277079 MHz
  
```

```

----- CHANNEL f2 -----
CPDPRG2  waltz16
NUC2      1H
PCPD2    80.00 usec
PL2       -2.00 dB
PL12     14.00 dB
PL2W     12.14226913 W
PL12W    0.30500001 W
SFO2     400.1514166 MHz
SI        32768
SF        100.6177980 MHz
WDW       EM
SSB       0
LB        1.00 Hz
GB        0
PC        1.40
  
```

Area Percent Report

Data Path : C:\msdchem\1\DATA\
Data File : sjb_77_178fp.D
Acq On : 13 Aug 2013 14:33
Operator : sjb
Sample : sjb_77_178fp
Misc :
ALS Vial : 100 Sample Multiplier: 1

Integration Parameters: autoint1.e
Integrator: ChemStation

Method : C:\msdchem\1\METHODS\ckr3.m
Title :

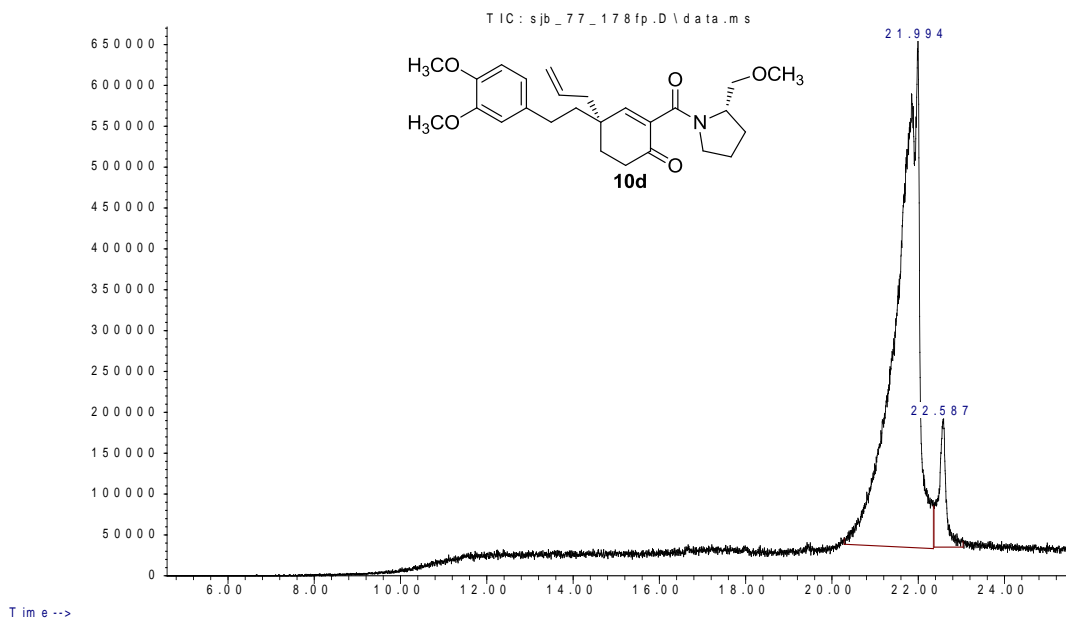
Signal : TIC: sjb_77_178fp.D\data.ms

peak #	R.T. min	first scan	max scan	last scan	PK TY	peak height	corr. area	corr. % max.	% of total
1	21.994	2744	3043	3105	M3	637493	229798336	100.00%	92.496%
2	22.587	3108	3147	3225	M4	157004	18641866	8.11%	7.504%

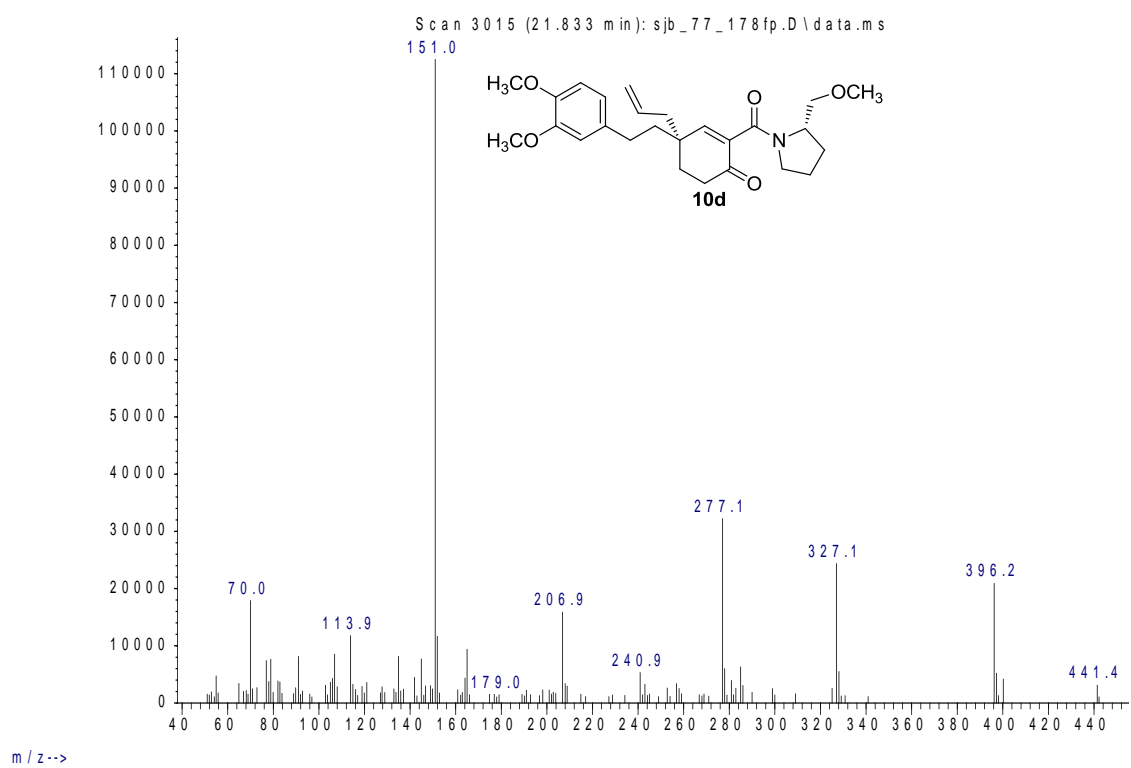
Sum of corrected areas: 248440203

ckr3.m Mon May 12 15:41:13 2014

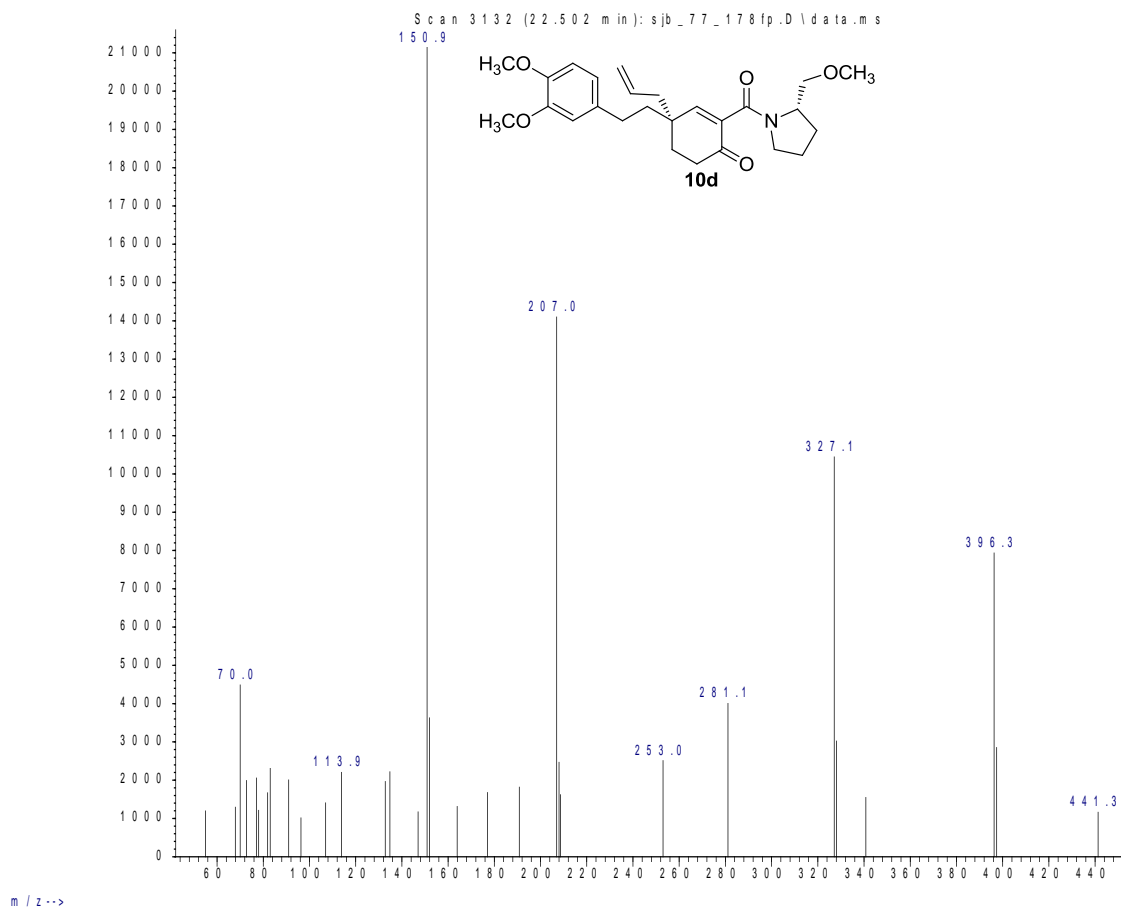
Abundance

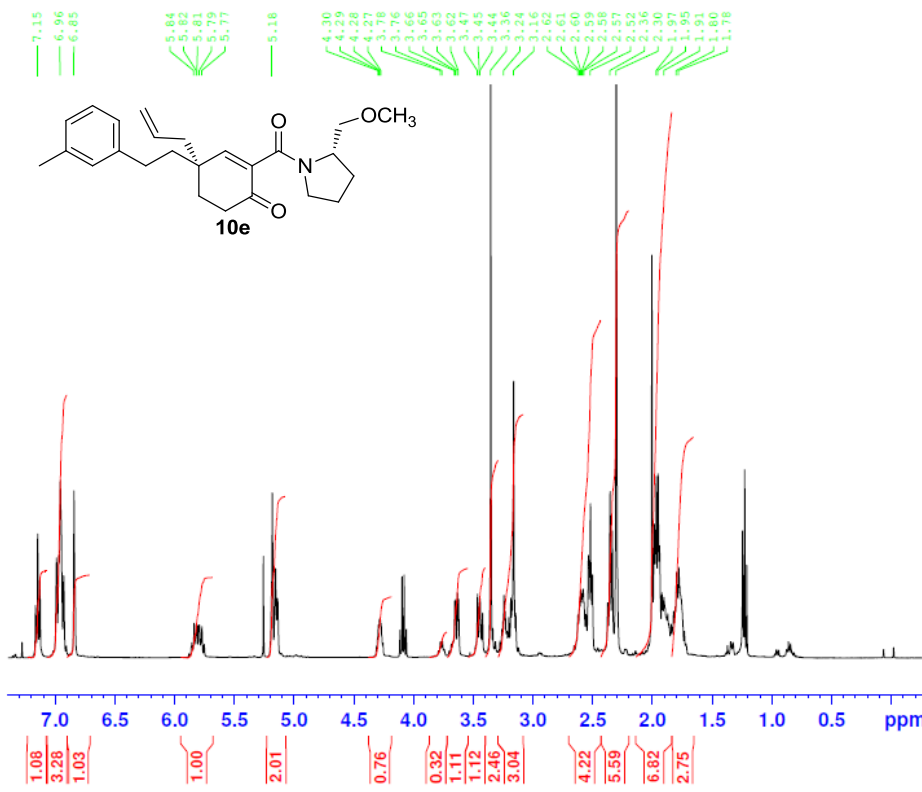


Abundance



Abundance

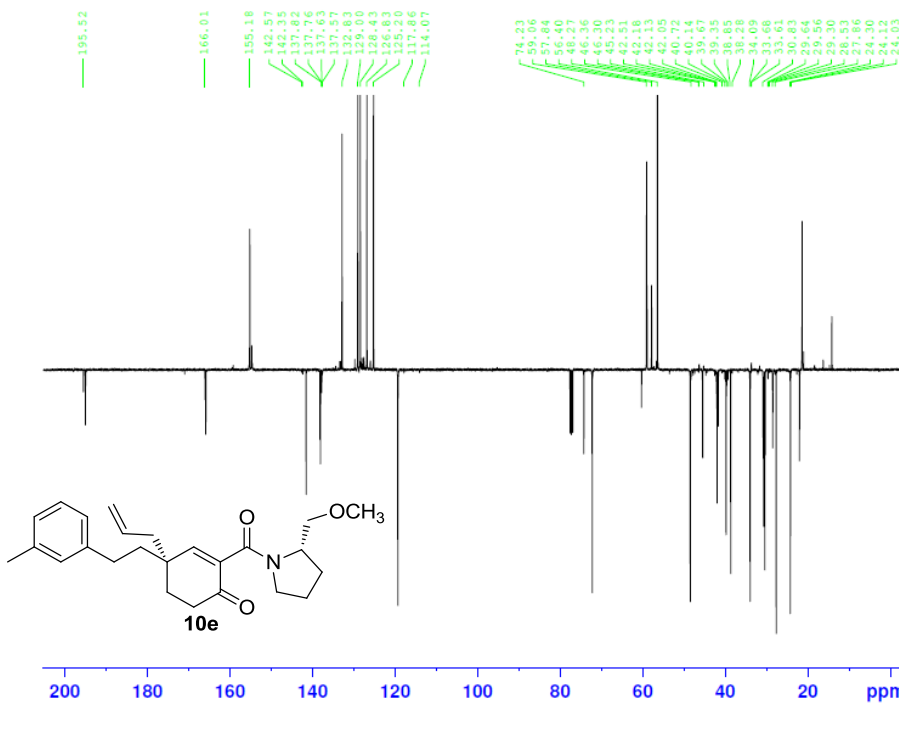




```

NAME      sjb_77_026fp
EXPNO     1
PROCNO    1
Date_     20130108
Time      15.11
INSTRUM   spect
PROBHD    5 mm PABBO BB-
PULPROG   zg30
TD         65536
SOLVENT   CDC13
NS         16
DS         2
SWH        8223.685 Hz
FIDRES     0.125483 Hz
AQ         3.9846387 sec
RG         25.4
DW         60.800 usec
DE         6.50 usec
TE         299.4 K
D1         1.00000000 sec
TDO        1

----- CHANNEL f1 -----
NUC1       1H
P1         12.50 usec
PL1        -2.00 dB
PL1W       12.14226913 W
SF01       400.1524711 MHz
SI         32768
SF         400.1500000 MHz
WDW        EM
SSB        0
LB         0.30 Hz
GB         0
PC         1.00
  
```



```

NAME      sjb_77_026fp 13CAPT
EXPNO     1
PROCNO    1
Date_     20130108
Time      16.42
INSTRUM   spect
PROBHD    5 mm PABBO BB-
PULPROG   jmod
TD         65536
SOLVENT   CDC13
NS         1024
DS         4
SWH        21008.404 Hz
FIDRES     0.320563 Hz
AQ         1.5598068 sec
RG         203
DW         23.800 usec
DE         6.50 usec
TE         301.6 K
CNST2     145.0000000
CNST11    1.0000000
D1         2.00000000 sec
D20        0.00689655 sec
TDO        1

----- CHANNEL f1 -----
NUC1       13C
P1         8.00 usec
P2         16.00 usec
PL1        -2.00 dB
PL1W       56.13311005 W
SF01       100.6279360 MHz

----- CHANNEL f2 -----
CPDPRG2   waltz16
NUC2       1H
PCPD2     80.00 usec
PL2        -2.00 dB
PL12       14.00 dB
PL2W       12.14226913 W
PL12W     0.30500001 W
SF02       400.1514213 MHz
SI         32768
SF         100.6177980 MHz
WDW        EM
SSB        0
LB         1.00 Hz
GB         0
PC         1.40
  
```


Area Percent Report

Data Path : C:\msdchem\1\DATA\
Data File : sjb_77_026fp.D
Acq On : 8 Jan 2013 15:19
Operator : sjb
Sample : sjb_77_026fp
Misc :
ALS Vial : 5 Sample Multiplier: 1

Integration Parameters: autoint1.e
Integrator: ChemStation

Method : C:\msdchem\1\METHODS\ckr3.m
Title :

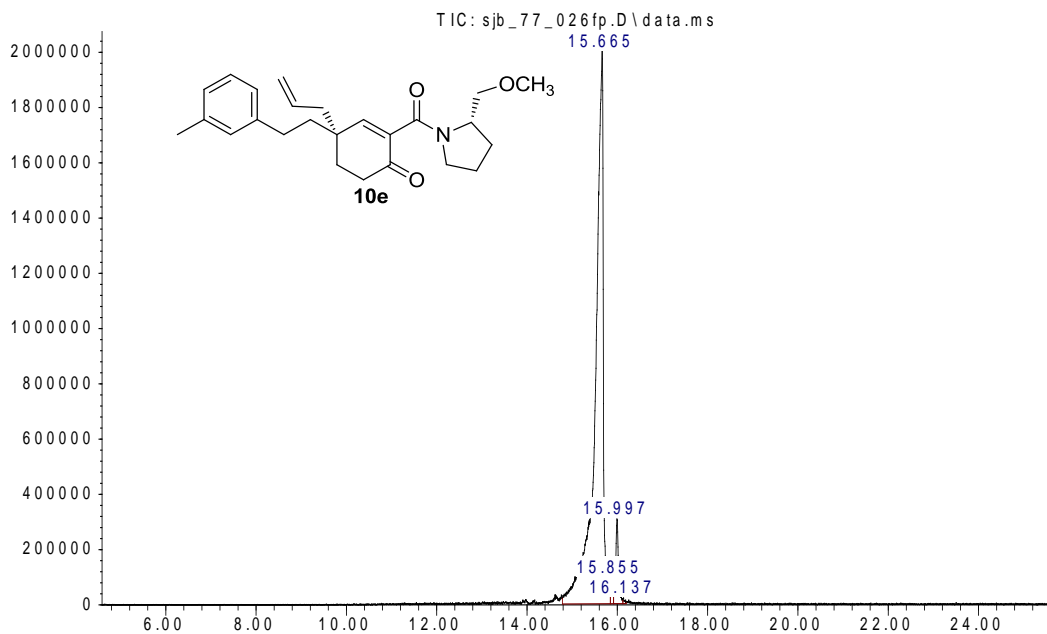
Signal : TIC: sjb_77_026fp.D\data.ms

peak #	R.T. min	first scan	max scan	last scan	PK TY	peak height	corr. area	corr. % max.	% of total
1	15.665	1783	1937	1969	VV 4	2054550	248861067	100.00%	93.344%
2	15.855	1969	1970	1981	VV 8	91613	3553786	1.43%	1.333%
3	15.997	1981	1995	2017	VV 6	301860	13684775	5.50%	5.133%
4	16.137	2017	2020	2030	VV 4	19764	505636	0.20%	0.190%

Sum of corrected areas: 266605263

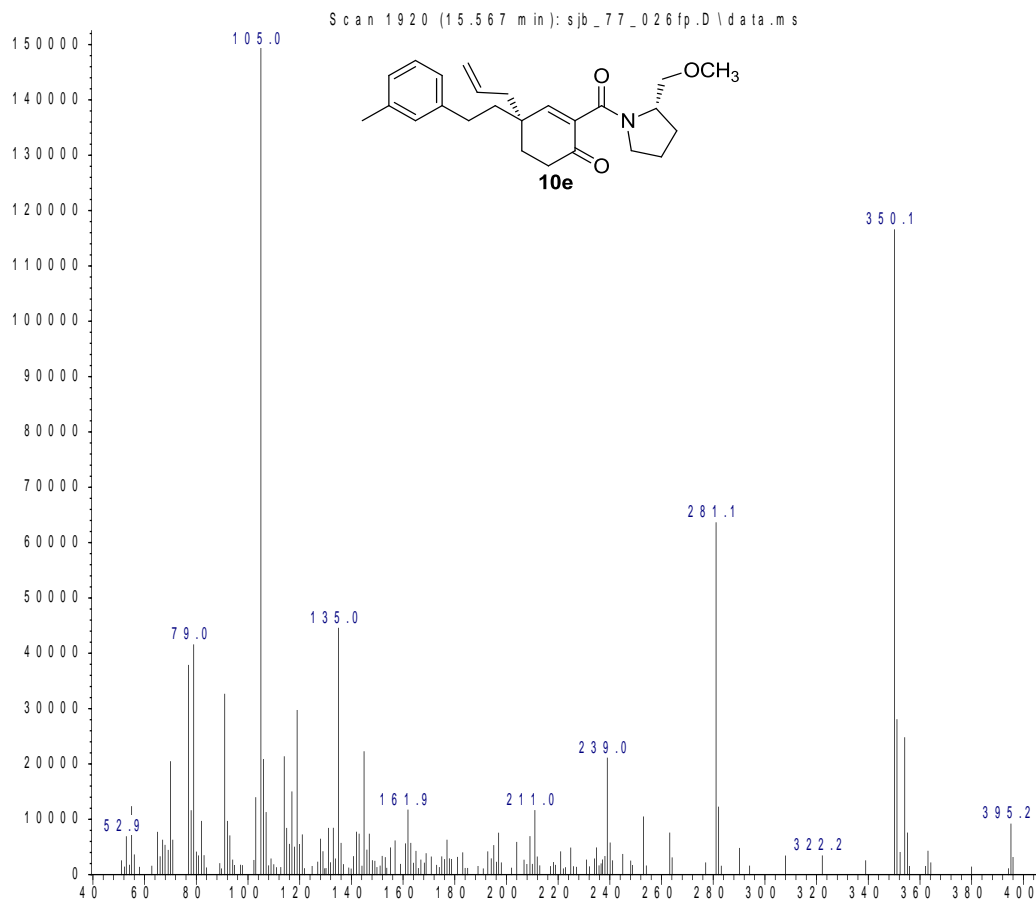
ckr3.m Wed Mar 19 12:22:46 2014

Abundance



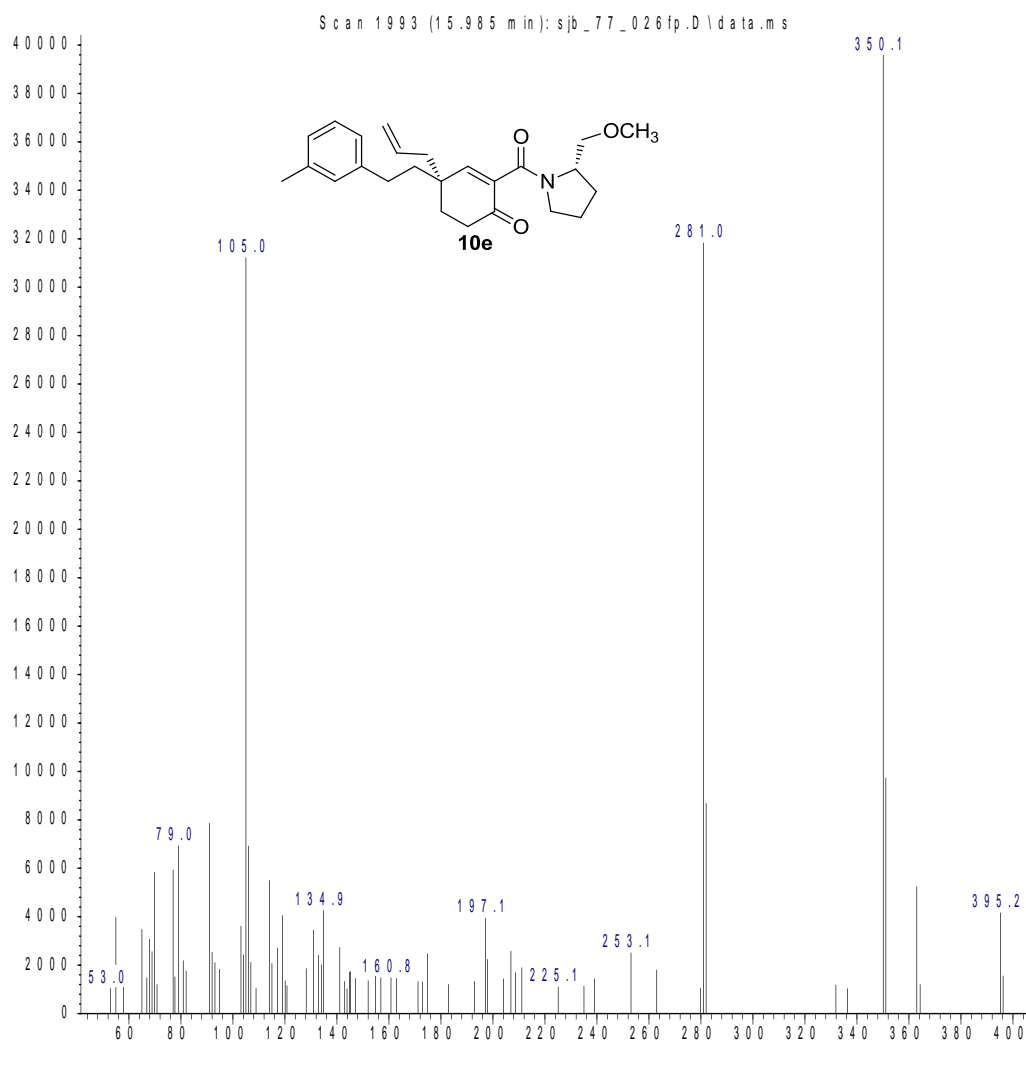
Time-->

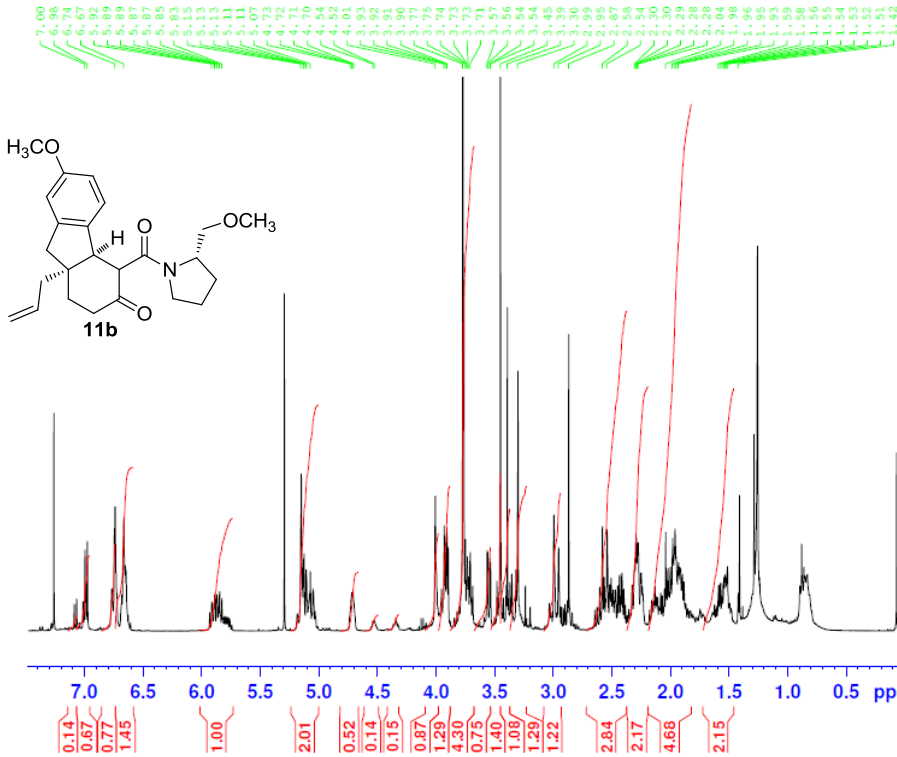
Abundance



m/z-->

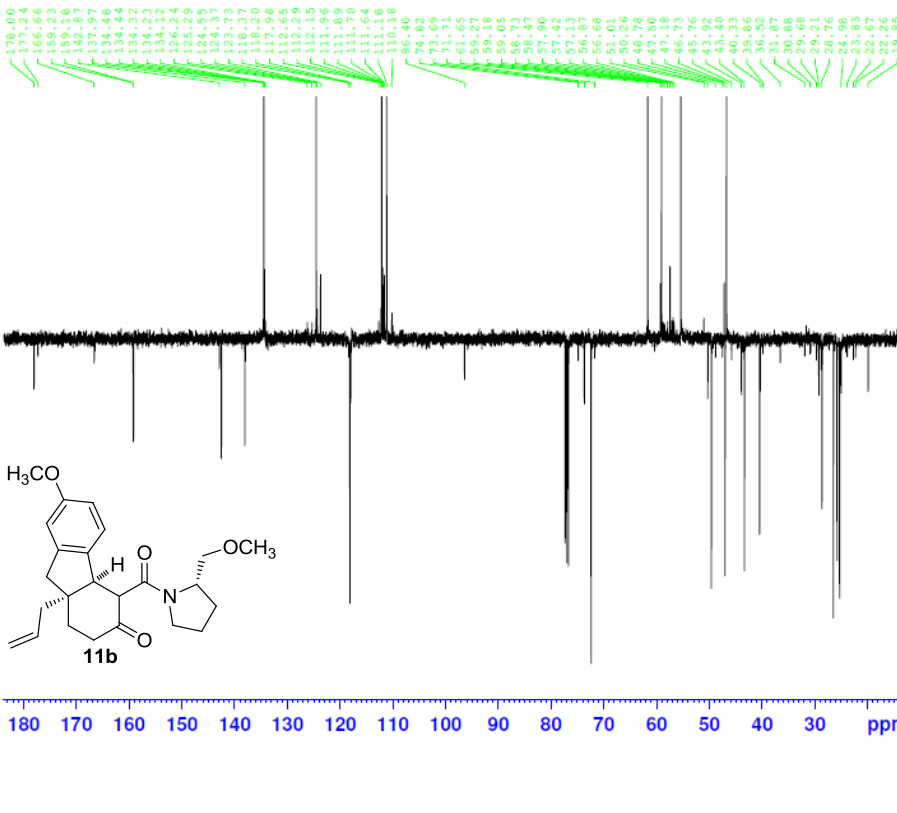
Abundance





```
NAME      sjb_74_172fp
EXPNO     1
PROCNO    1
Date_     20121011
Time      15.16
INSTRUM   spect
PROBHD    5 mm DUL 13C-1
PULPROG   zg30
TD        65536
SOLVENT   CDC13
NS        16
DS        2
SWH       8223.685 Hz
FIDRES    0.125483 Hz
AQ        3.9846387 sec
RG        114
DW        60.800 usec
DE        6.50 usec
TE        301.0 K
D1        1.00000000 sec
TD0       1

===== CHANNEL f1 =====
NUC1      1H
P1        9.80 usec
PL1       -4.00 dB
PL1W     19.24419975 W
SFO1     400.1524711 MHz
SI        32768
SF        400.1500077 MHz
WDW       EM
SSB       0
LB        0.30 Hz
GB        0
PC        1.00
```



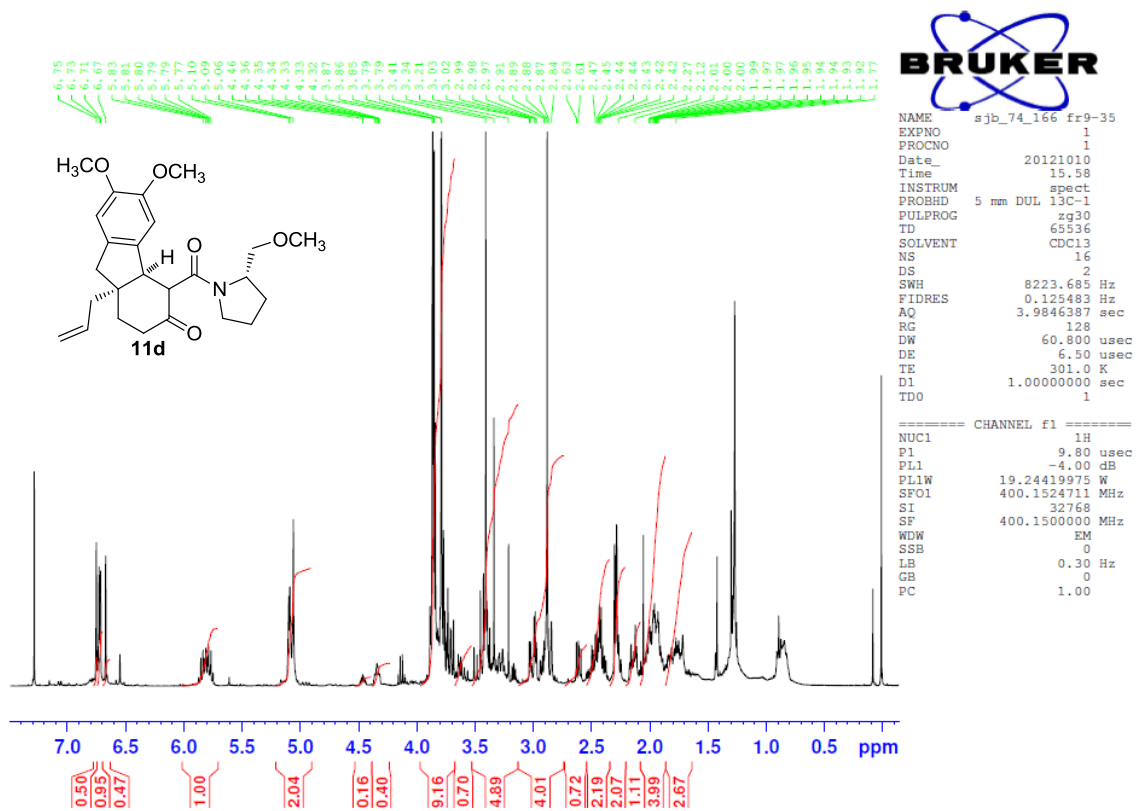
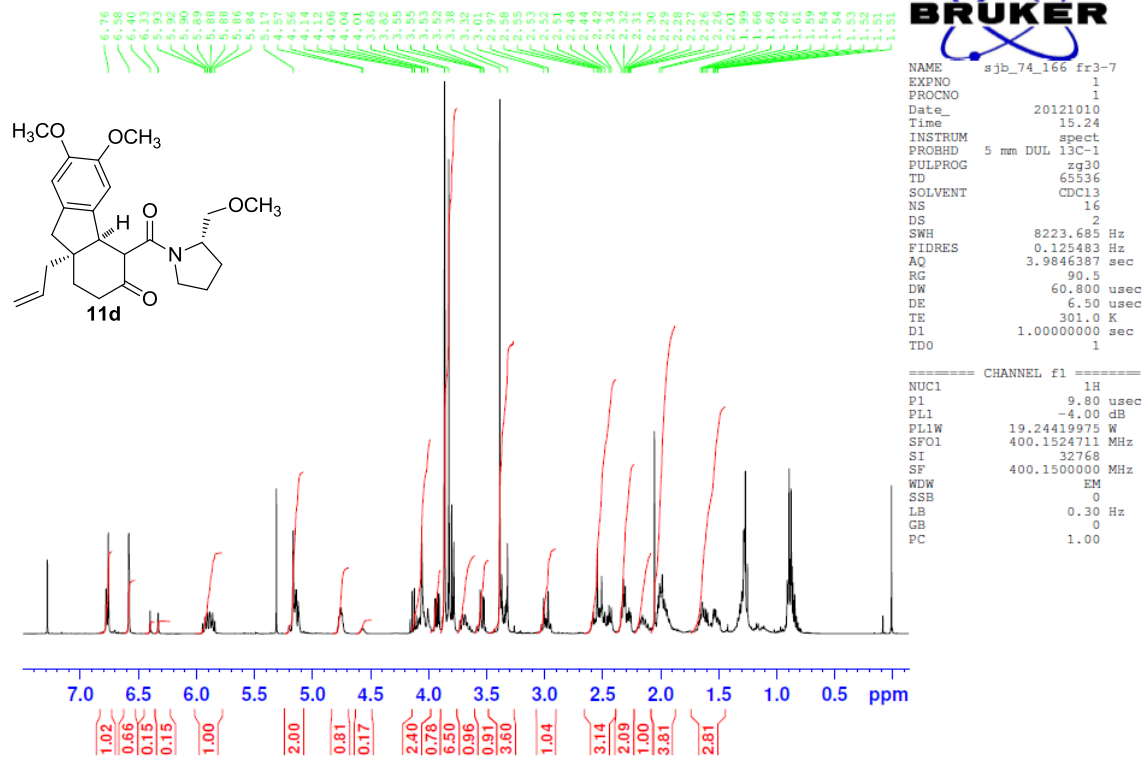
```
Current Data Parameters
NAME      sjb_74_185 APT
EXPNO     1
PROCNO    1

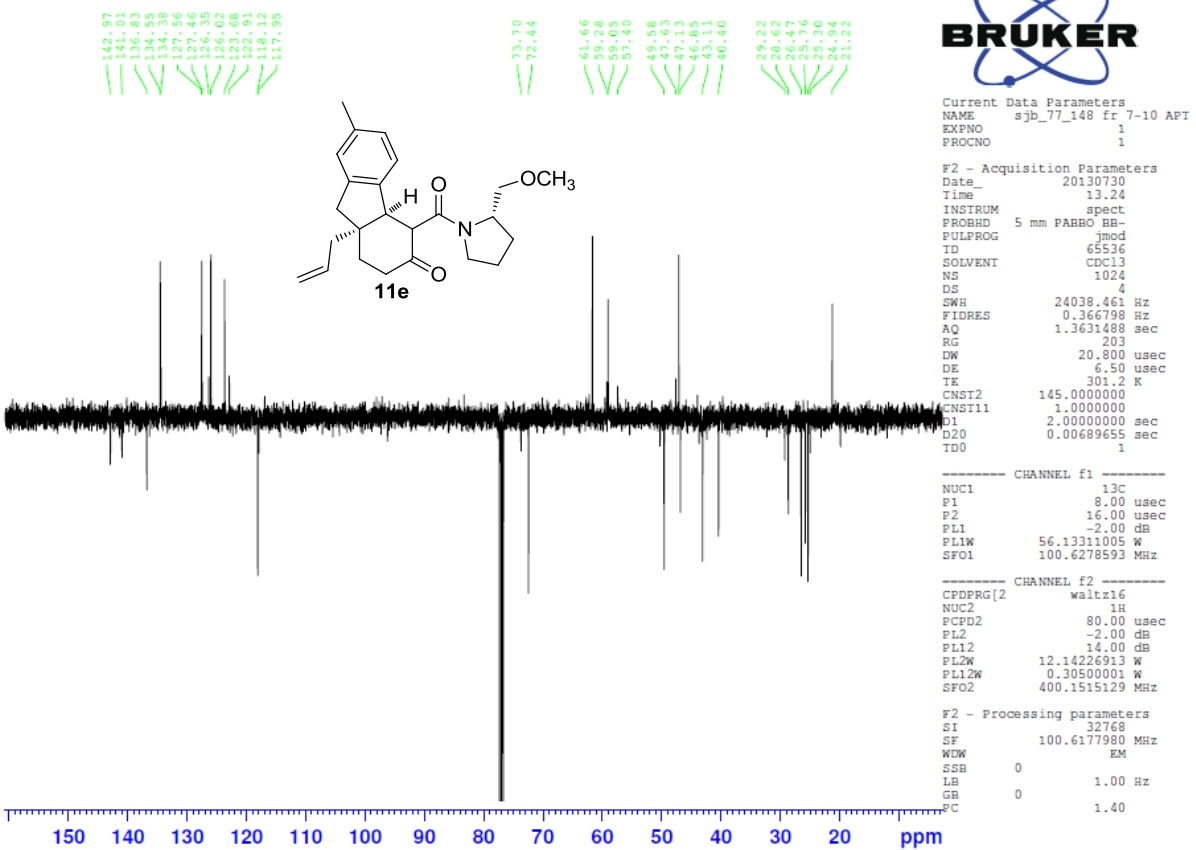
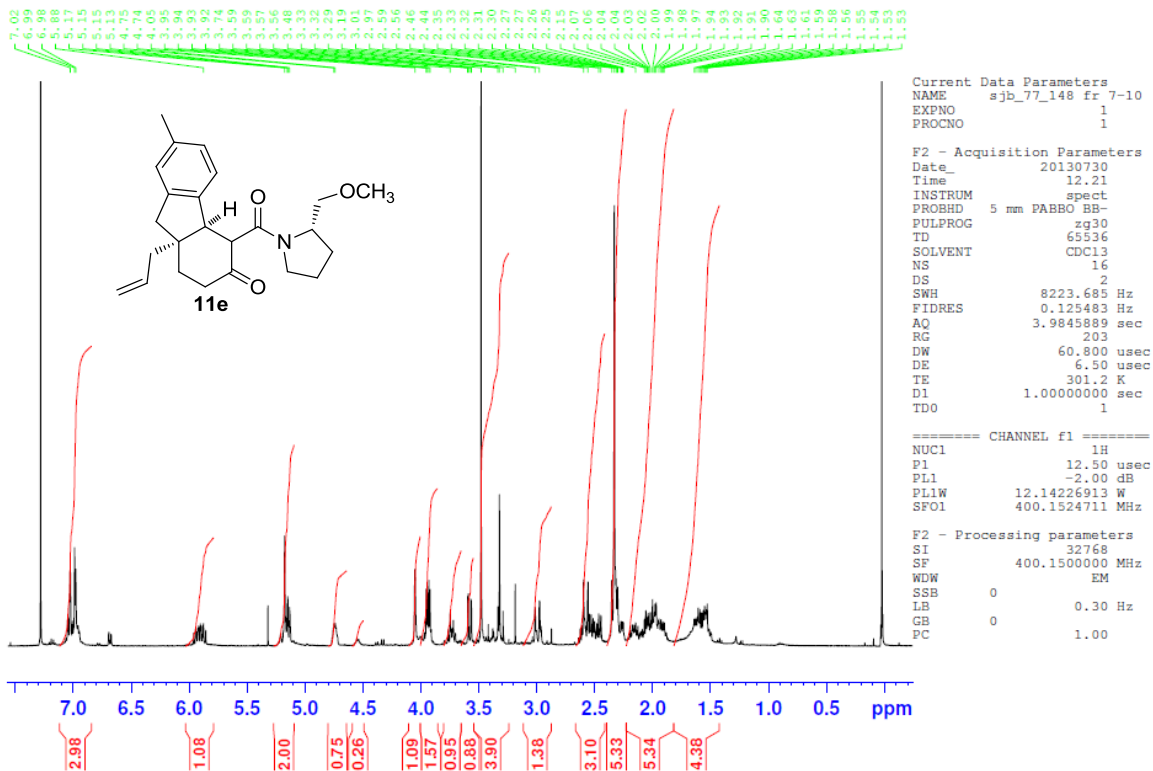
F2 - Acquisition Parameters
Date_     20121024
Time      9.09
INSTRUM   spect
PROBHD    5 mm DUL 13C-1
PULPROG   jmod
TD        65536
SOLVENT   CDC13
NS        1024
DS        4
SWH       19230.770 Hz
FIDRES    0.293438 Hz
AQ        1.7039360 sec
RG        203
DW        26.000 usec
DE        6.50 usec
TE        301.2 K
CNS12    145.0000000
CNS11    1.0000000
D1        2.00000000 sec
D20      0.00689655 sec
TD0       1

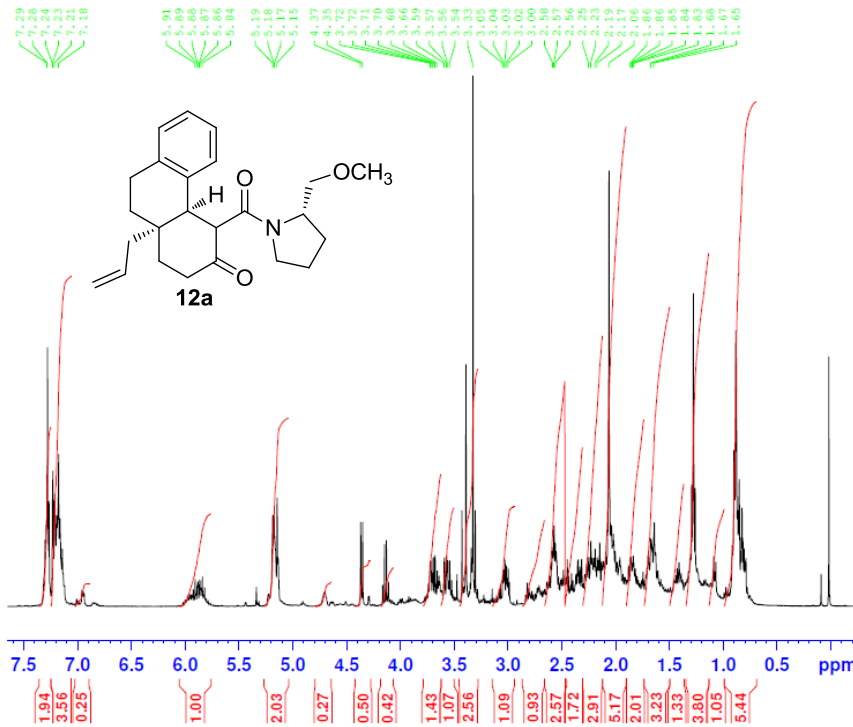
===== CHANNEL f1 =====
NUC1      13C
P1        9.00 usec
P2        18.00 usec
PL1       0 dB
PL1W     35.41759872 W
SFO1     100.6269591 MHz

===== CHANNEL f2 =====
CPDPRG[2] waltz16
NUC2      1H
PCPD2    80.00 usec
PL2       -3.80 dB
PL12     13.80 dB
PL2W     18.37806702 W
PL12W    0.31937420 W
SFO2     400.1514663 MHz

F2 - Processing parameters
SI        32768
SF        100.6177980 MHz
WDW       EM
SSB       0
LB        1.00 Hz
GB        0
PC        1.40
```

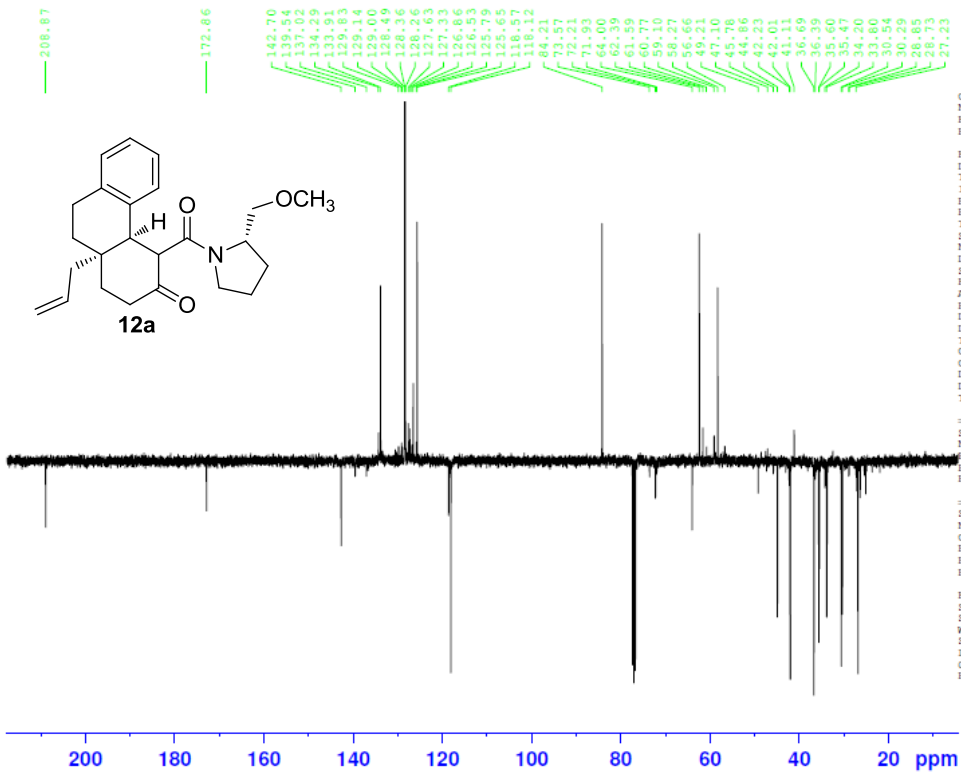






NAME sjb_72_077fp
EXPNO 1
PROCNO 1
Date_ 20120118
Time 16.54
INSTRUM spect
PROBHD 5 mm PABBO BB-
PULPROG zg30
TD 65536
SOLVENT CDCl3
NS 16
DS 2
SWH 8223.685 Hz
FIDRES 0.125483 Hz
AQ 3.9846387 sec
RG 101
DW 60.800 usec
DE 6.50 usec
TE 297.1 K
D1 1.00000000 sec
TDO 1

===== CHANNEL f1 =====
NUC1 1H
P1 12.50 usec
PL1 -2.00 dB
PL1W 12.14226913 W
SFO1 400.1524711 MHz
SI 32768
SF 400.1500000 MHz
WDW EM
SSB 0
LB 0.30 Hz
GB 0
PC 1.00



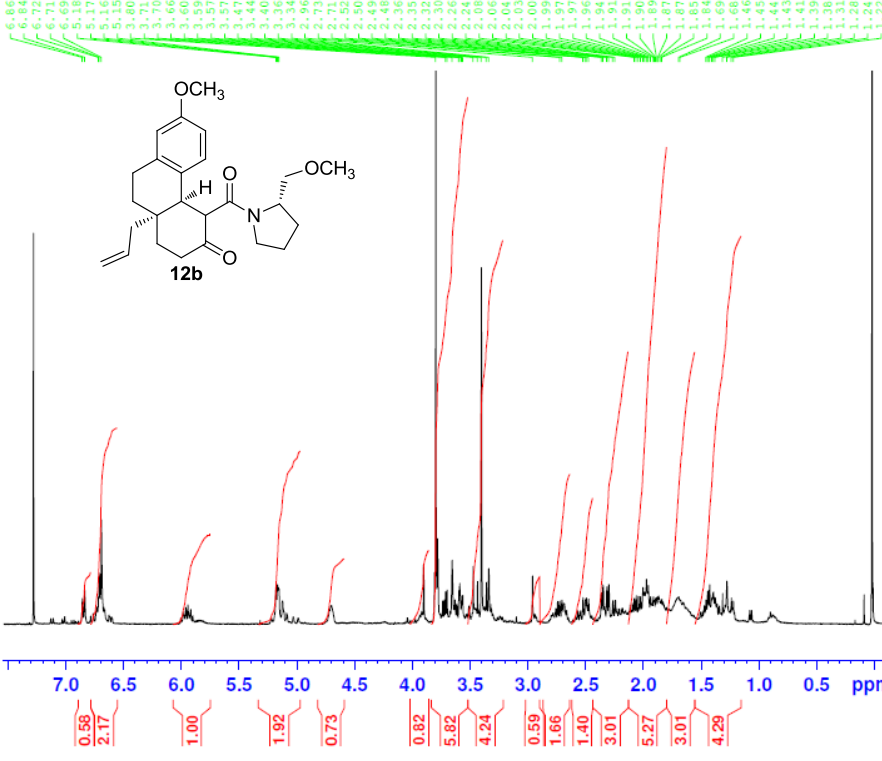
Current Data Parameters
NAME sjb_210 FC 666 phenyl APT 2
EXPNO 1
PROCNO 1

F2 - Acquisition Parameters
Date_ 20140325
Time 19.35
INSTRUM spect
PROBHD 5 mm PABBO BB-
PULPROG jmod
TD 65536
SOLVENT CDCl3
NS 512
DS 4
SWH 24038.461 Hz
FIDRES 0.366798 Hz
AQ 1.3631488 sec
RG 203
DW 20.800 usec
DE 6.50 usec
TE 301.2 K
CNST2 145.0000000
CNST11 1.0000000
D1 2.0000000 sec
D20 0.00689655 sec
TDO 1

===== CHANNEL f1 =====
SFO1 100.6278593 MHz
NUC1 13C
P1 8.00 usec
PL1 16.00 usec
PLW1 56.13299942 W

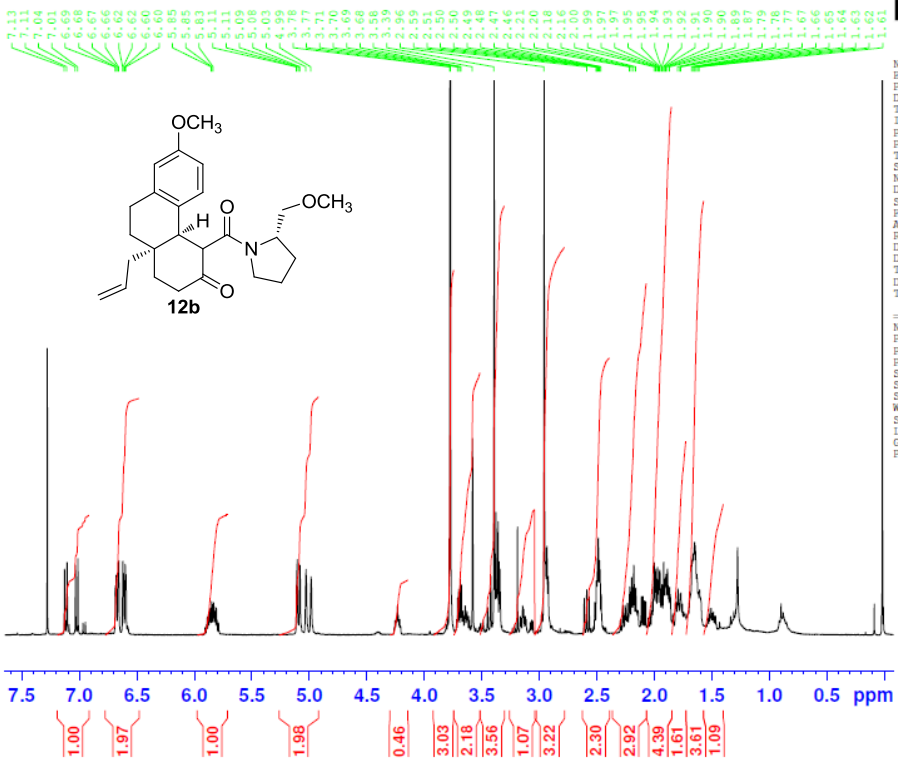
===== CHANNEL f2 =====
SFO2 400.1516006 MHz
NUC2 1H
CPOFC[2] wait16
PCFO2 90.00 usec
PLW2 12.14200020 W
PLW12 0.24369000 W

F2 - Processing parameters
SI 32768
SF 100.6177980 MHz
WDW EM
SSB 0
LB 1.00 Hz
GB 0
PC 1.40



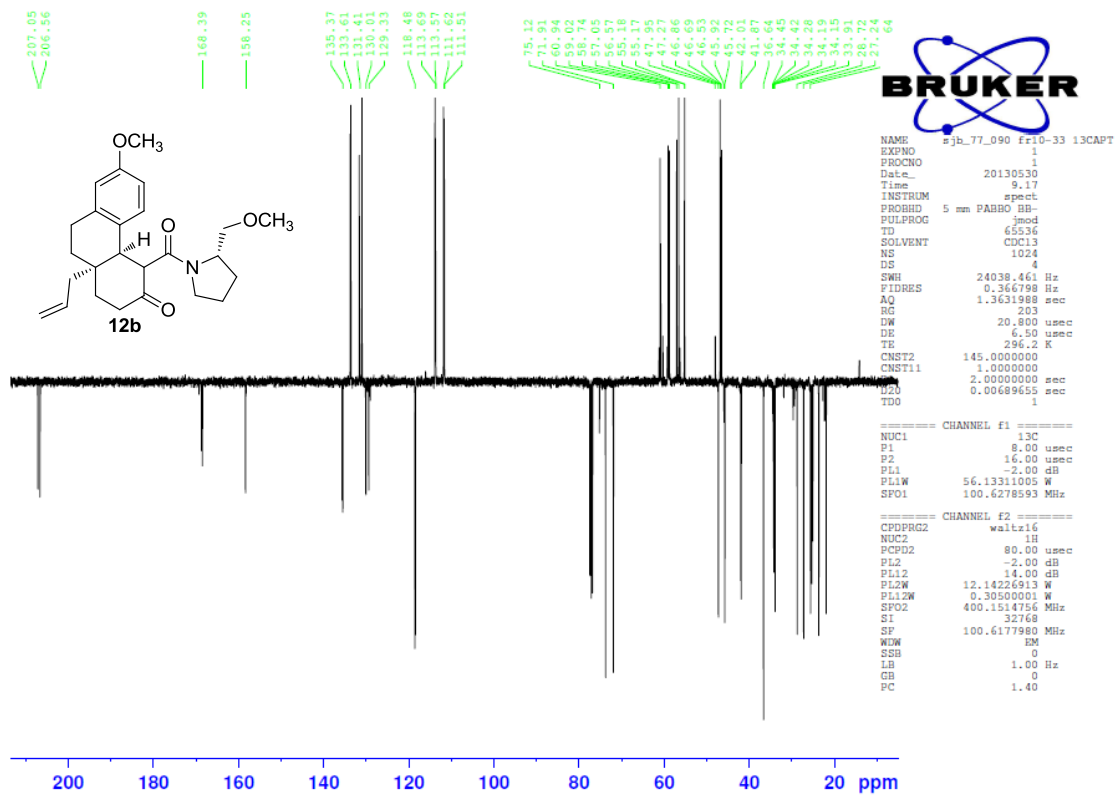
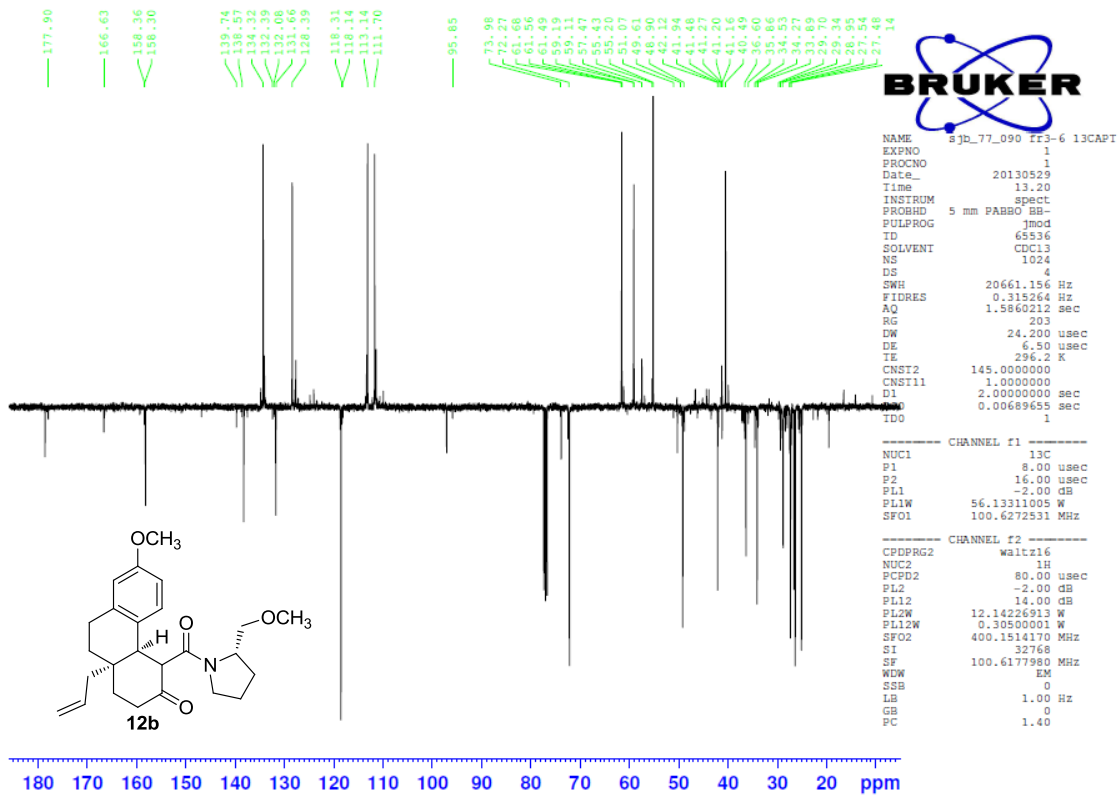
```

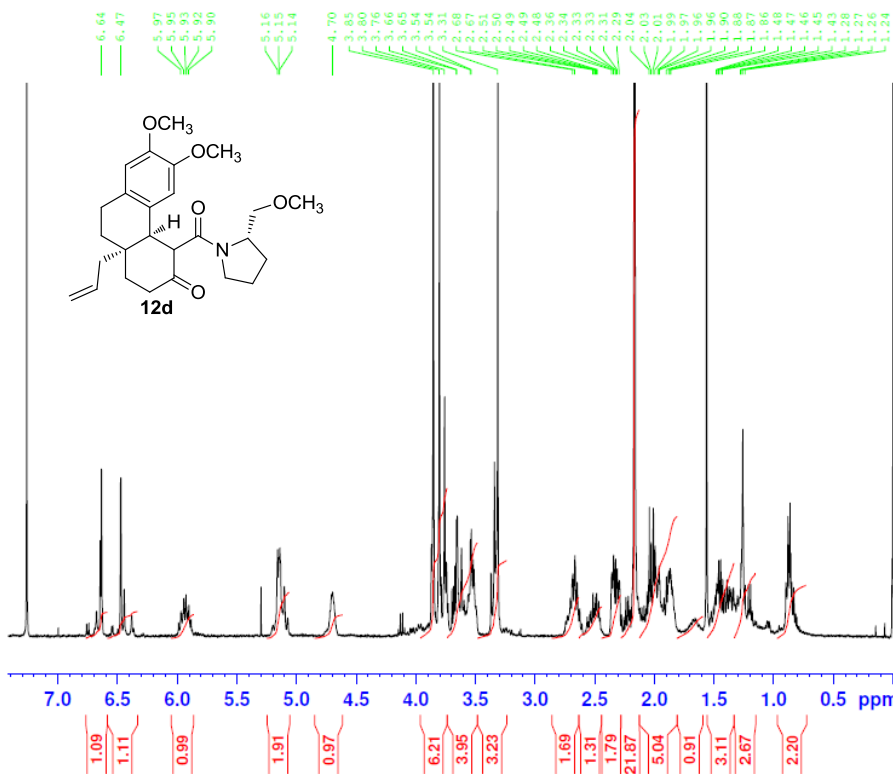
NAME      njb_77_090 fr3-6 fp take2
EXPNO     1
PROCNO    1
Date_     20130802
Time      14.17
INSTRUM   spect
PROBHD    5 mm PABBO BB-
PULPROG   zg30
TD         65536
FIDRES    0.125483 Hz
AQ         3.9846387 sec
RG         203
DS         2
SWH       8223.685 Hz
FIDRES    0.125483 Hz
AQ         3.9846387 sec
RG         203
DW         60.800 usec
DE         6.50 usec
TE         301.2 K
D1         1.00000000 sec
TDO       1
===== CHANNEL f1 =====
NUC1      1H
P1         12.50 usec
PL1       -2.00 dB
PL1W      12.14226913 W
SFO1      400.1524711 MHz
SI         32768
SF         400.1500000 MHz
WDW       EM
SSB       0
LB        0.30 Hz
GB         0
PC         1.00
  
```



```

NAME      njb_77_090 fr10-33 take 2
EXPNO     1
PROCNO    1
Date_     20130805
Time      11.21
INSTRUM   spect
PROBHD    5 mm PABBO BB-
PULPROG   zg30
TD         65536
FIDRES    0.125483 Hz
AQ         3.9846387 sec
RG         203
DS         2
SWH       8223.685 Hz
FIDRES    0.125483 Hz
AQ         3.9846387 sec
RG         203
DW         60.800 usec
DE         6.50 usec
TE         301.2 K
D1         1.00000000 sec
TDO       1
===== CHANNEL f1 =====
NUC1      1H
P1         12.50 usec
PL1       -2.00 dB
PL1W      12.14226913 W
SFO1      400.1524711 MHz
SI         32768
SF         400.1500000 MHz
WDW       EM
SSB       0
LB        0.30 Hz
GB         0
PC         1.00
  
```



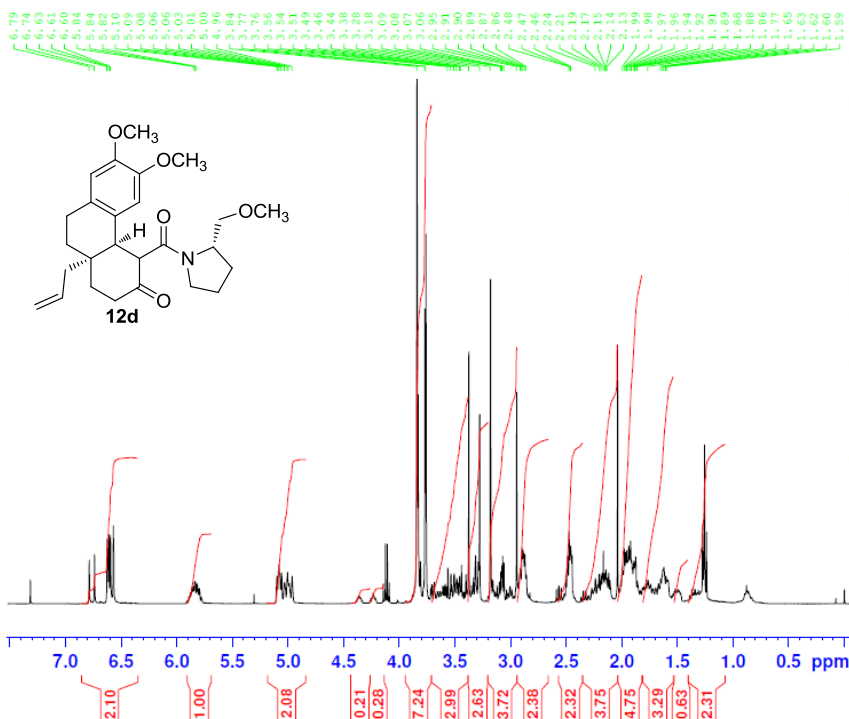


```

NAME      sjb_72_147 fr5-10
EXPNO     1
PROCNO    1
Date_     20120302
Time      12.08
INSTRUM   spect
PROBHD    5 mm PABBO BB-
PULPROG   zg30
TD         65536
SOLVENT   CDCl3
NS         16
DS         2
SWH        8223.685 Hz
FIDRES     0.125483 Hz
AQ         3.9846387 sec
RG         203
DW         60.800 usec
DE         6.50 usec
TE         301.2 K
D1         1.00000000 sec
TDO        1
  
```

```

===== CHANNEL f1 =====
NUC1      1H
P1        12.50 usec
PL1       -2.00 dB
PL1W      12.14226913 W
SF01      400.1524711 MHz
SI        32768
SF        400.1500075 MHz
WDW       EM
SSB       0
LB        0.30 Hz
GB        0
PC        1.00
  
```

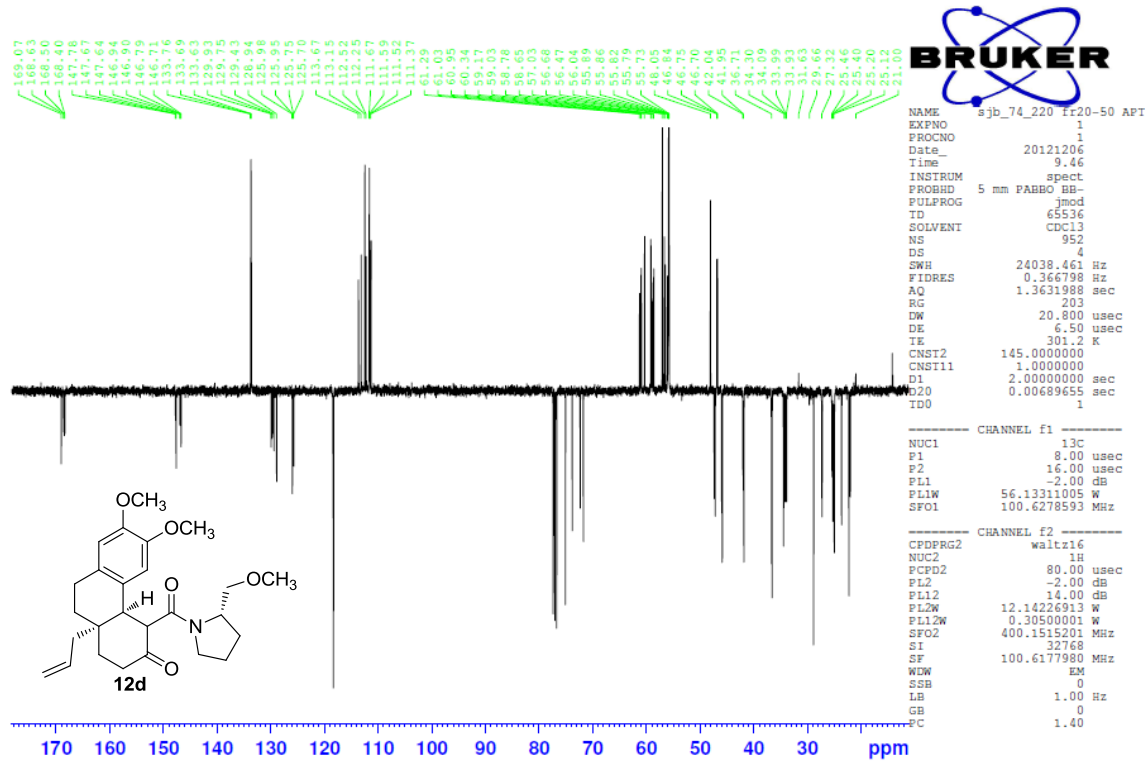
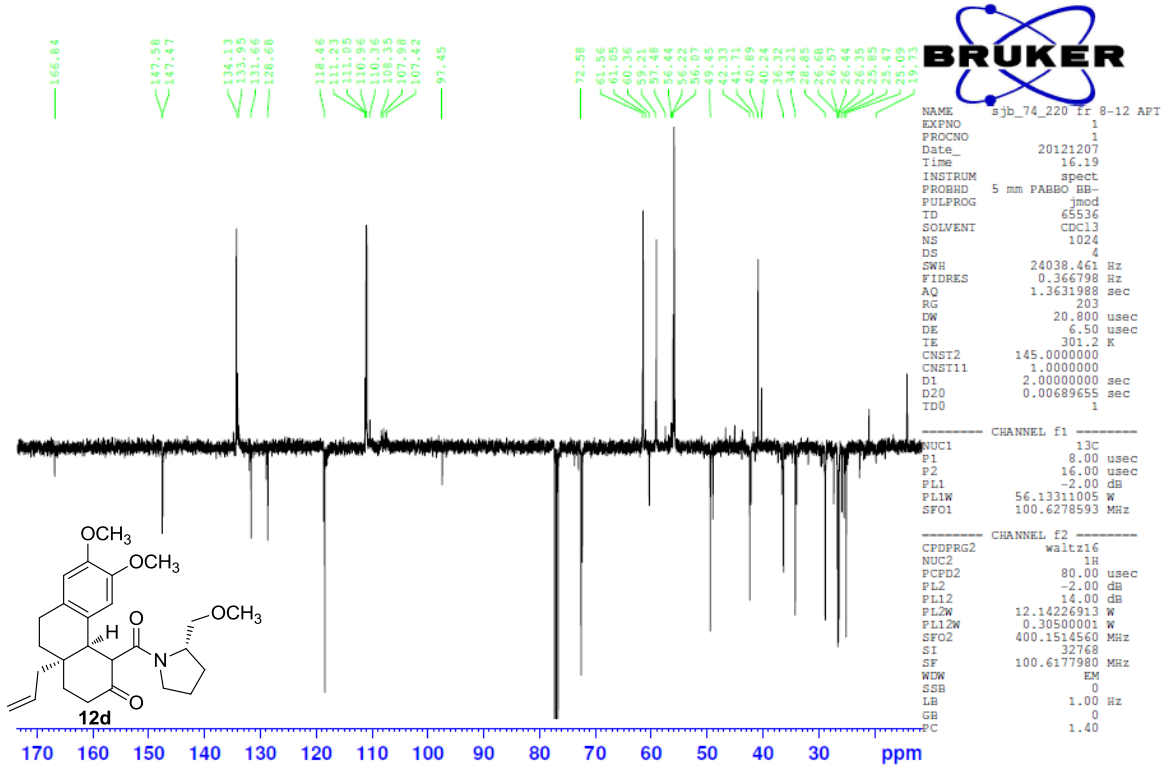


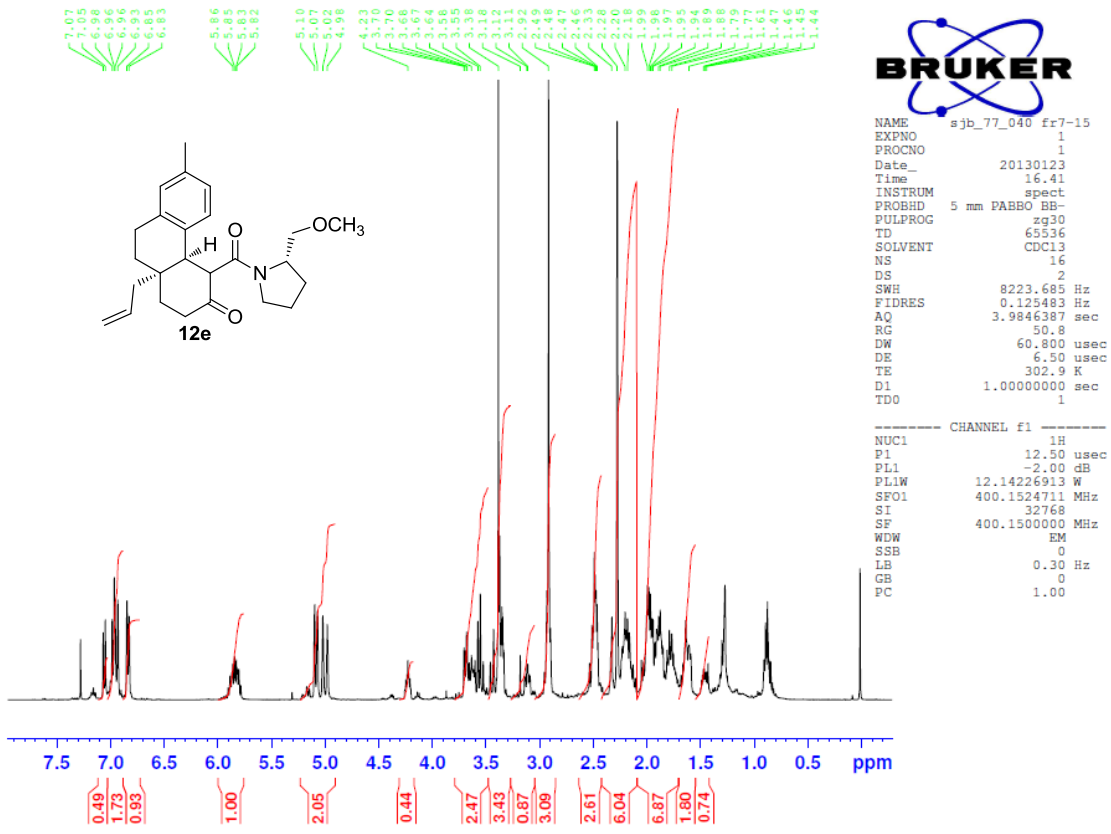
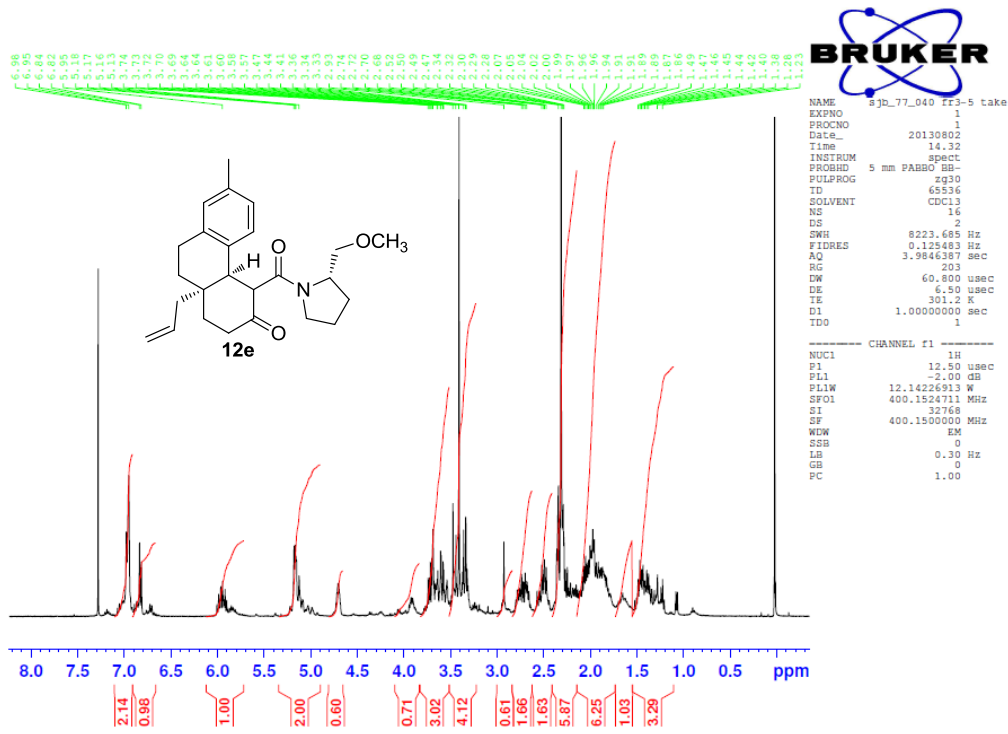
```

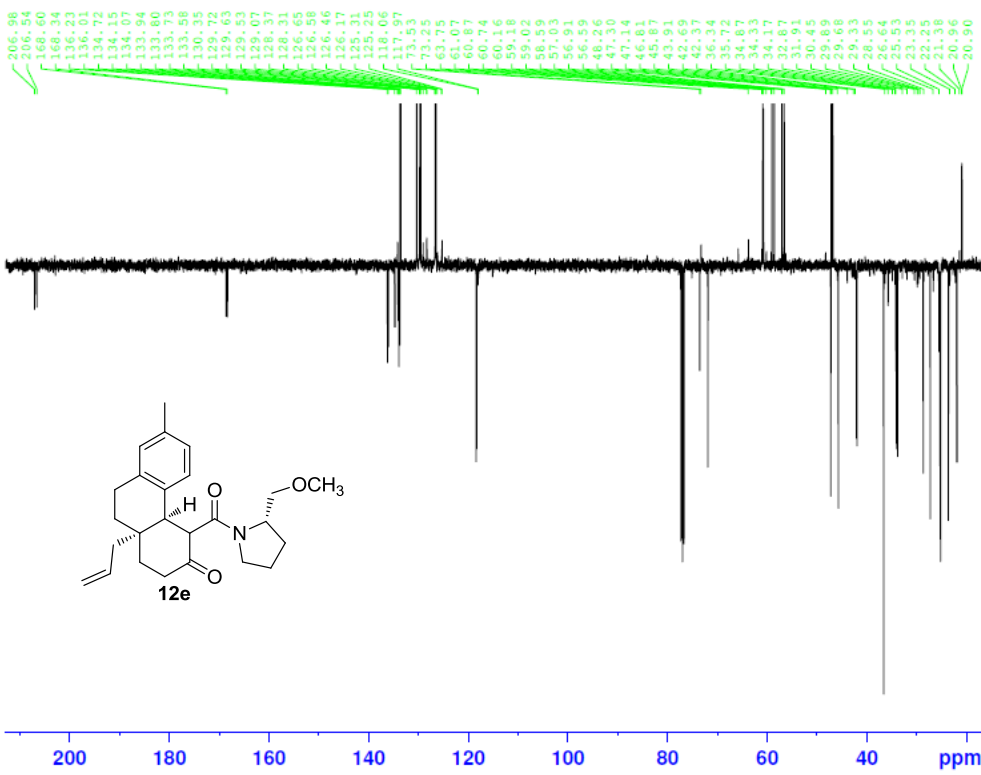
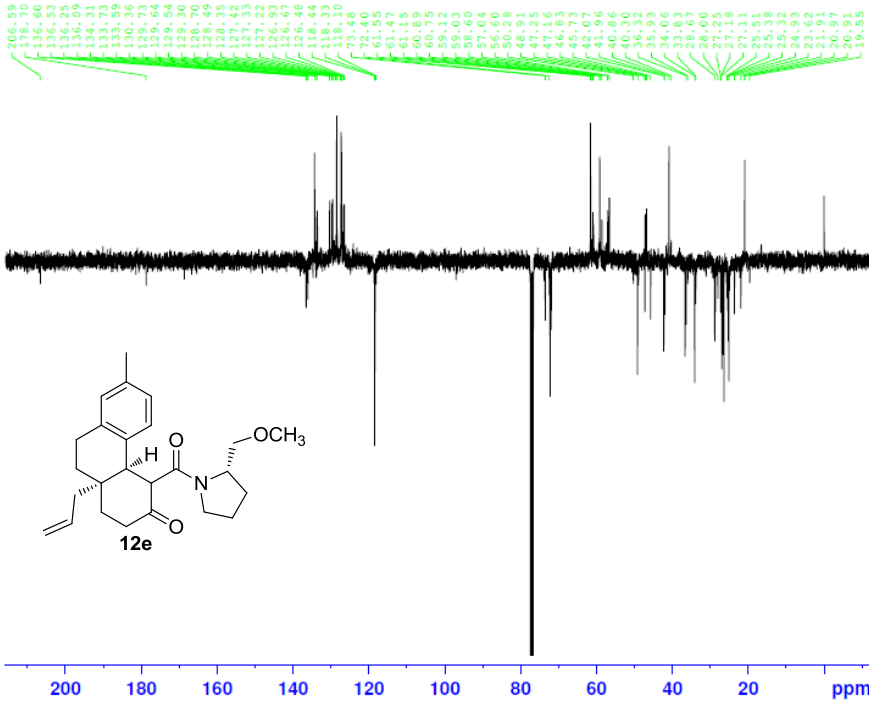
NAME      sjb_72_147 fr22-40
EXPNO     1
PROCNO    1
Date_     20120302
Time      12.14
INSTRUM   spect
PROBHD    5 mm PABBO BB-
PULPROG   zg30
TD         65536
SOLVENT   CDCl3
NS         16
DS         2
SWH        8223.685 Hz
FIDRES     0.125483 Hz
AQ         3.9846387 sec
RG         28.5
DW         60.800 usec
DE         6.50 usec
TE         301.2 K
D1         1.00000000 sec
TDO        1
  
```

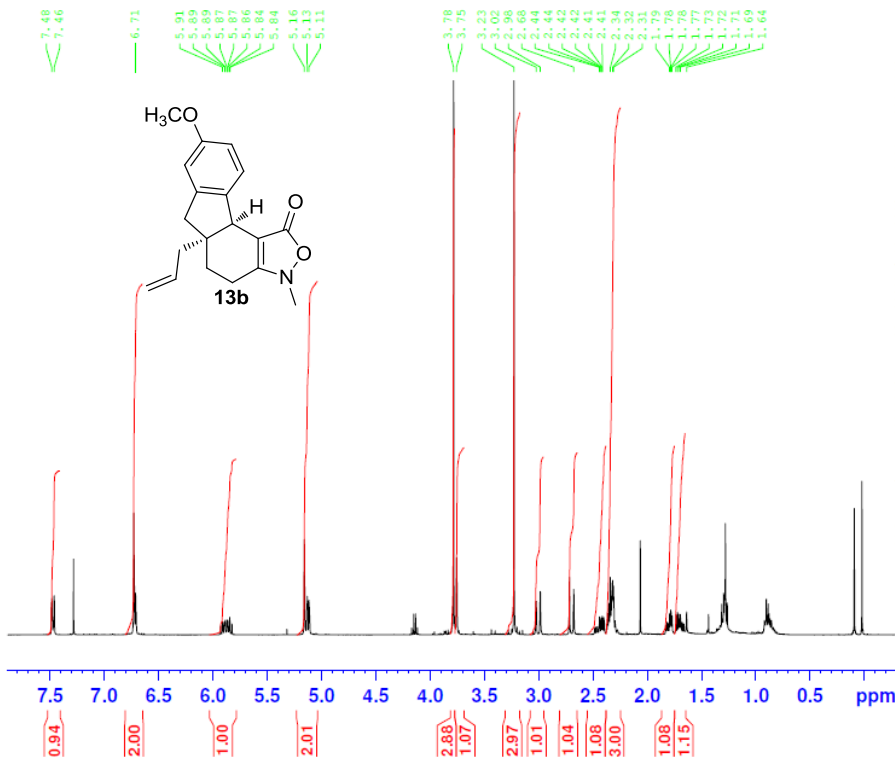
```

===== CHANNEL f1 =====
NUC1      1H
P1        12.50 usec
PL1       -2.00 dB
PL1W      12.14226913 W
SF01      400.1524711 MHz
SI        32768
SF        400.1499850 MHz
WDW       EM
SSB       0
LB        0.30 Hz
GB        0
PC        1.00
  
```







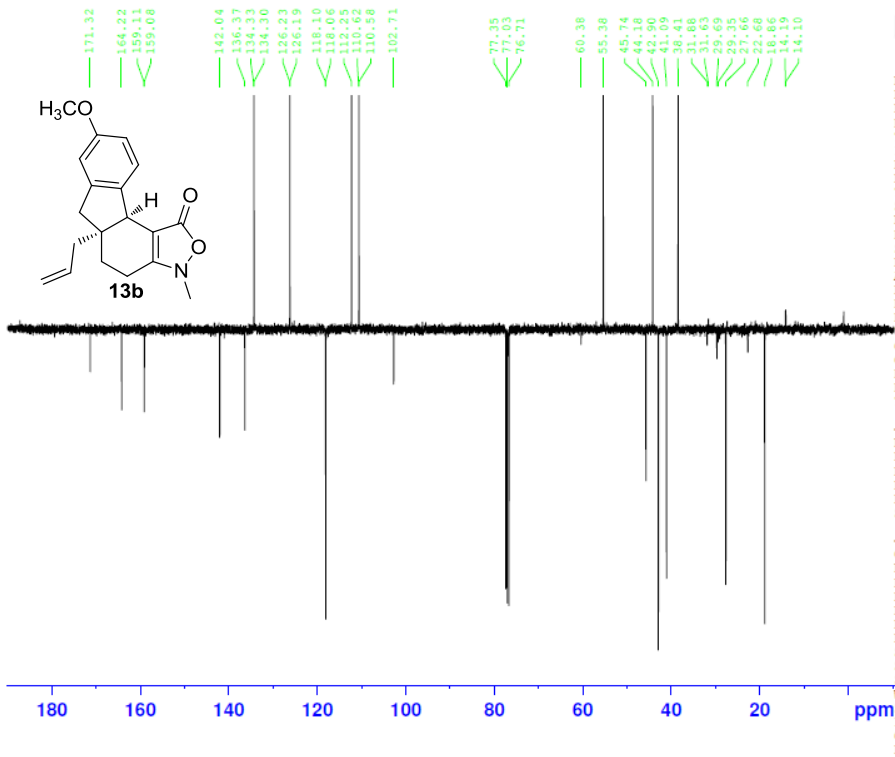


```

NAME      sjb_74_174fp
EXPNO     1
PROCNO    1
Date_     20121012
Time      15.37
INSTRUM   spect
PROBHD    5 mm DUL 13C-1
PULPROG   zg30
TD         65536
SOLVENT   CDCl3
NS         16
DS         2
SWH       8223.685 Hz
FIDRES    0.125483 Hz
AQ         3.9846387 sec
RG         181
DW         60.800 usec
DE         6.50 usec
TE         301.2 K
D1         1.00000000 sec
TDO        1
  
```

```

===== CHANNEL f1 =====
NUC1      1H
P1         9.80 usec
PL1       -4.00 dB
PL1W      19.24419975 W
SFO1      400.1524711 MHz
SI         32768
SF         400.1500000 MHz
WDW        EM
SSB        0
LB         0.30 Hz
GB         0
PC         1.00
  
```



```

NAME      sjb_74_174fp 13CAPT
EXPNO     1
PROCNO    1
Date_     20121017
Time      9.19
INSTRUM   spect
PROBHD    5 mm DUL 13C-1
PULPROG   jmod
TD         65536
SOLVENT   CDCl3
NS         1024
DS         4
SWH       20161.291 Hz
FIDRES    0.307637 Hz
AQ         1.6253428 sec
RG         203
DW         24.800 usec
DE         6.50 usec
TE         301.2 K
CNST2     145.0000000
CNST11    1.0000000
D1         2.00000000 sec
D2         0.00689655 sec
TDO        1
  
```

```

===== CHANNEL f1 =====
NUC1      13C
P1         9.00 usec
P2         18.00 usec
PL1        0.00 dB
PL1W      35.41759872 W
SFO1      100.6268310 MHz

===== CHANNEL f2 =====
CPDPRG2   waltz16
NUC2      1H
PCPD2     80.00 usec
PL2       -3.80 dB
PL12     13.80 dB
PL2W     18.37806702 W
SFO2     400.1514525 MHz
SI         32768
SF        100.6177980 MHz
WDW        EM
SSB        0
LB         1.00 Hz
GB         0
PC         1.40
  
```

Area Percent Report

Data Path : C:\msdchem\1\DATA\
Data File : sjb_74_174fp.D
Acq On : 12 Oct 2012 15:09
Operator : sjb
Sample : sjb_74_174fp
Misc :
ALS Vial : 85 Sample Multiplier: 1

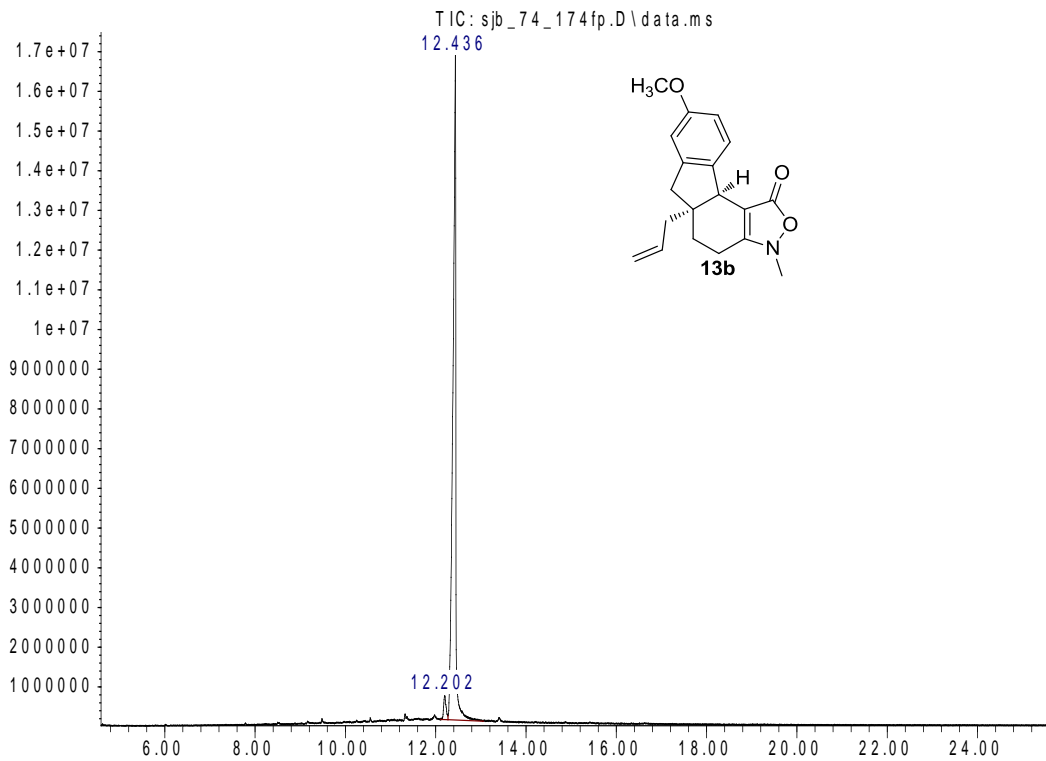
Integration Parameters: autoint1.e
Integrator: ChemStation

Method : C:\msdchem\1\METHODS\JMB2.m
Title :

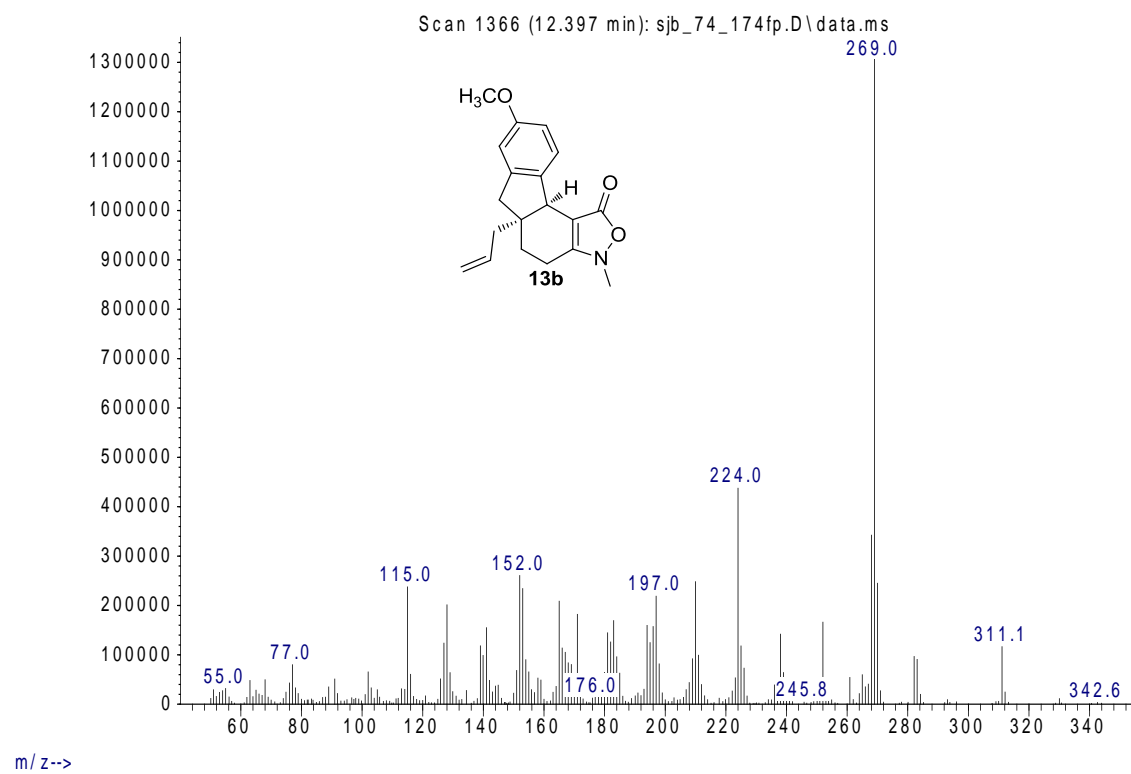
Signal : TIC: sjb_74_174fp.D\data.ms

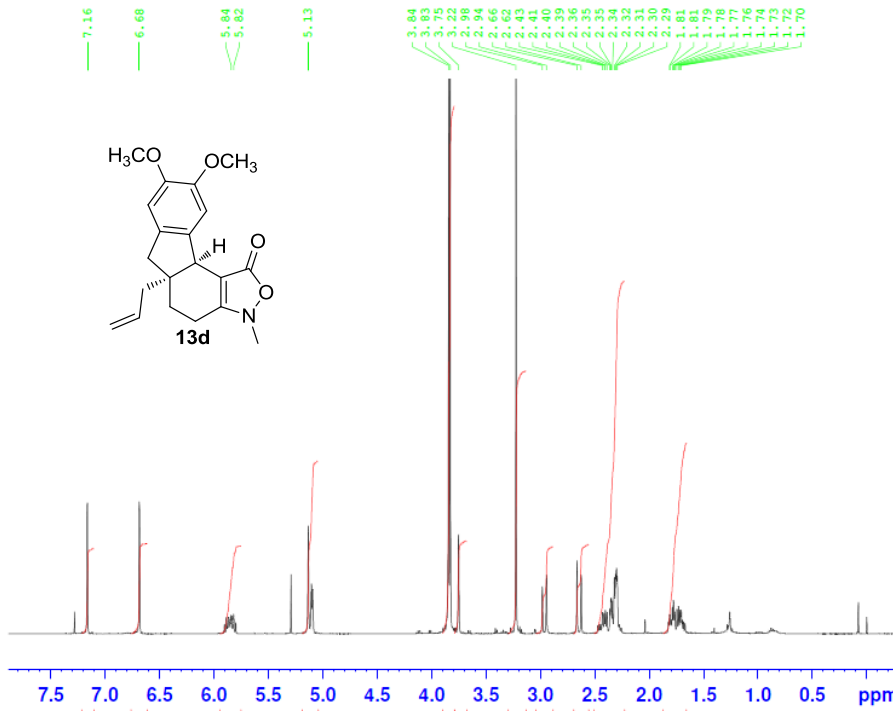
peak #	R.T. min	first scan	max scan	last scan	PK TY	peak height	corr. area	corr. % max.	% of total
1	12.202	1316	1332	1344	BV 5	600471	23119397	3.01%	2.924%
2	12.436	1344	1373	1479	VB	17087691	767689587	100.00%	97.076%

Abundance



Abundance



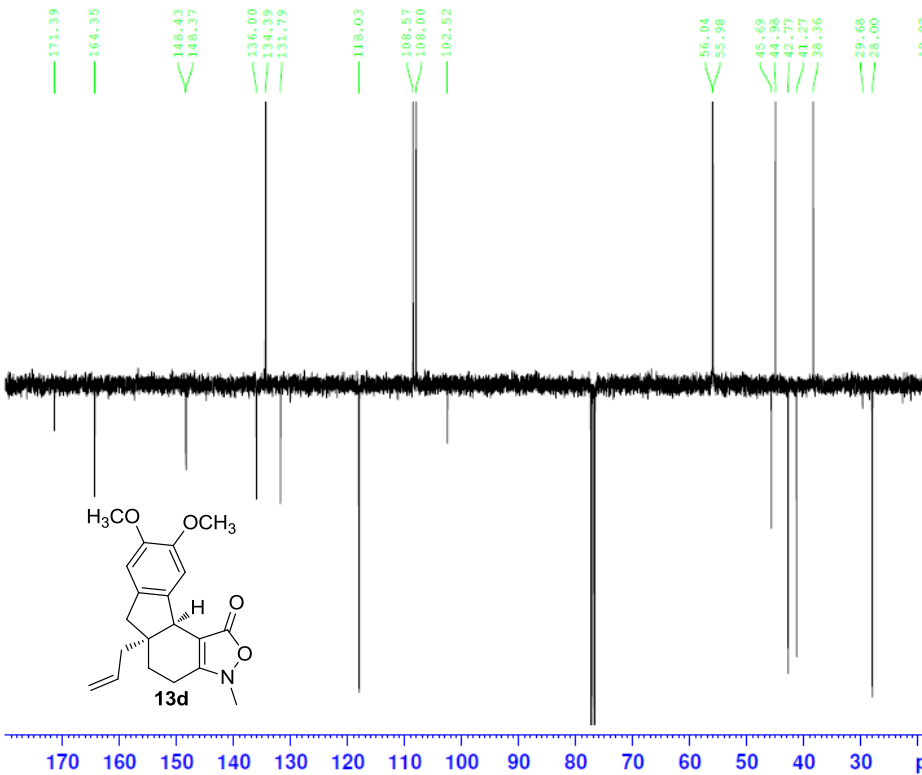


```

NAME      sjb_74_171fp
EXPNO     1
PROCNO    1
Date_     20121011
Time      15.10
INSTRUM   spect
PROBHD    5 mm DUL 13C-1
PULPROG   zg30
TD         65536
SOLVENT   CDC13
NS         16
DS         2
SWH       8223.685 Hz
FIDRES    0.125483 Hz
AQ        3.9846387 sec
RG         50.8
DW         60.800 usec
DE         6.50 usec
TE         301.1 K
D1         1.0000000 sec
D11        1
D12        1
D13        1
D14        1
D15        1
D16        1
D17        1
D18        1
D19        1
D20        1
TD0        1
  
```

```

===== CHANNEL f1 =====
NUC1      1H
P1        9.80 usec
PL1       -4.00 dB
PL1W      19.24419975 W
SF01      400.1524711 MHz
SI        32768
SF        400.1500000 MHz
WDW       EM
SSB       0
LB        0.30 Hz
GB        0
PC        1.00
  
```



```

Current Data Parameters
NAME      sjb_81_128fp
EXPNO     1
PROCNO    1

F2 - Acquisition Parameters
Date_     20140325
Time      20.07
INSTRUM   spect
PROBHD    5 mm PABBO BB-
PULPROG   jmod
TD         65536
SOLVENT   CDC13
NS         474
DS         4
SWH       24038.461 Hz
FIDRES    0.366798 Hz
AQ        1.3631488 sec
RG         203
DW         20.800 usec
DE         6.50 usec
TE         301.2 K
CNST2     145.0000000
CNST11    1.0000000
D1         2.0000000 sec
D20       0.00689655 sec
D11        1
D12        1
D13        1
D14        1
D15        1
D16        1
D17        1
D18        1
D19        1
D20        1
TD0        1
  
```

```

===== CHANNEL f1 =====
SF01      100.6278593 MHz
NUC1      13C
P1         8.00 usec
P2         16.00 usec
PLW1      56.13299942 W

===== CHANNEL f2 =====
SF02      400.1516006 MHz
NUC2      1H
CPDPRG[2] waltz16
PCPD2     90.00 usec
PLW2     12.14200020 W
PLW12     0.24369000 W
  
```

```

F2 - Processing parameters
SI        32768
SF        100.6177980 MHz
WDW       EM
SSB       0
LB        1.00 Hz
GB        0
PC        1.40
  
```

Area Percent Report

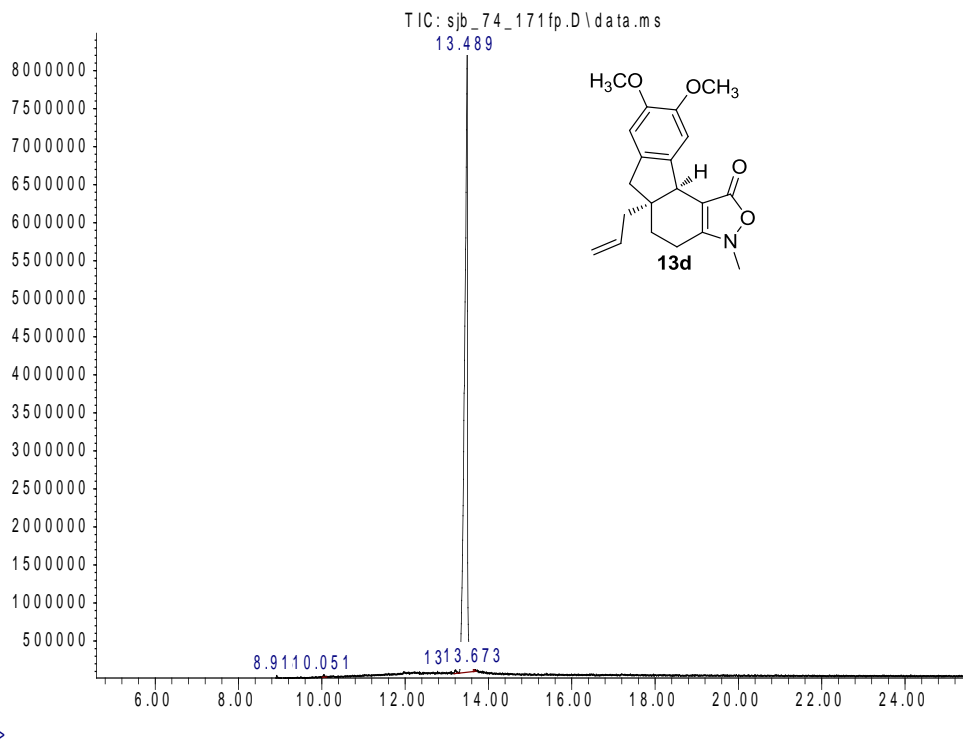
Data Path : C:\msdchem\1\DATA\
 Data File : sjb_74_171fp.D
 Acq On : 11 Oct 2012 12:24
 Operator : sjb
 Sample : sjb_74_171fp
 Misc :
 ALS Vial : 85 Sample Multiplier: 1
 Integration Parameters: autoint1.e
 Integrator: ChemStation
 Method : C:\msdchem\1\METHODS\JMB2.m
 Title :
 Signal : TIC: sjb_74_171fp.D\data.ms

peak #	R.T. min	first scan	max scan	last scan	PK TY	peak height	corr. area	corr. % max.	% of total
1	8.918	753	758	764	BV 2	35877	546275	0.14%	0.136%
2	10.051	949	956	964	PV 6	33672	718804	0.18%	0.179%
3	13.207	1502	1507	1516	PV 6	42452	1193281	0.30%	0.298%
4	13.489	1522	1557	1582	PV 2	8446940	397073139	100.00%	99.067%
5	13.642	1582	1584	1587	VV 4	63804	727438	0.18%	0.181%
6	13.673	1587	1589	1595	VV 6	37292	555213	0.14%	0.139%

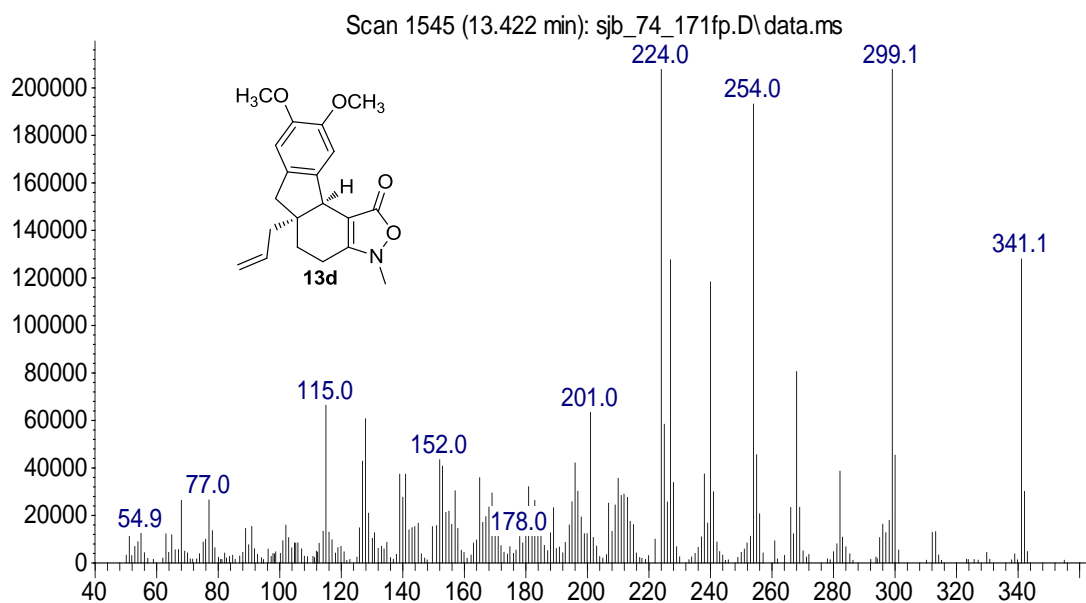
Sum of corrected areas: 400814149

JMB2.m Wed Oct 17 15:09:01 2012

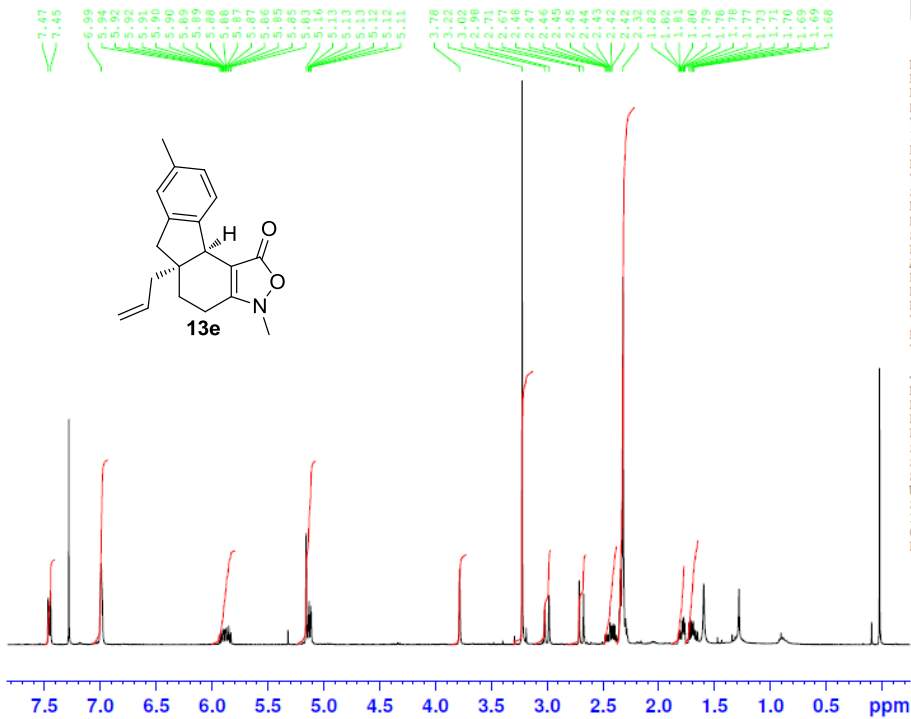
Abundance



Abundance

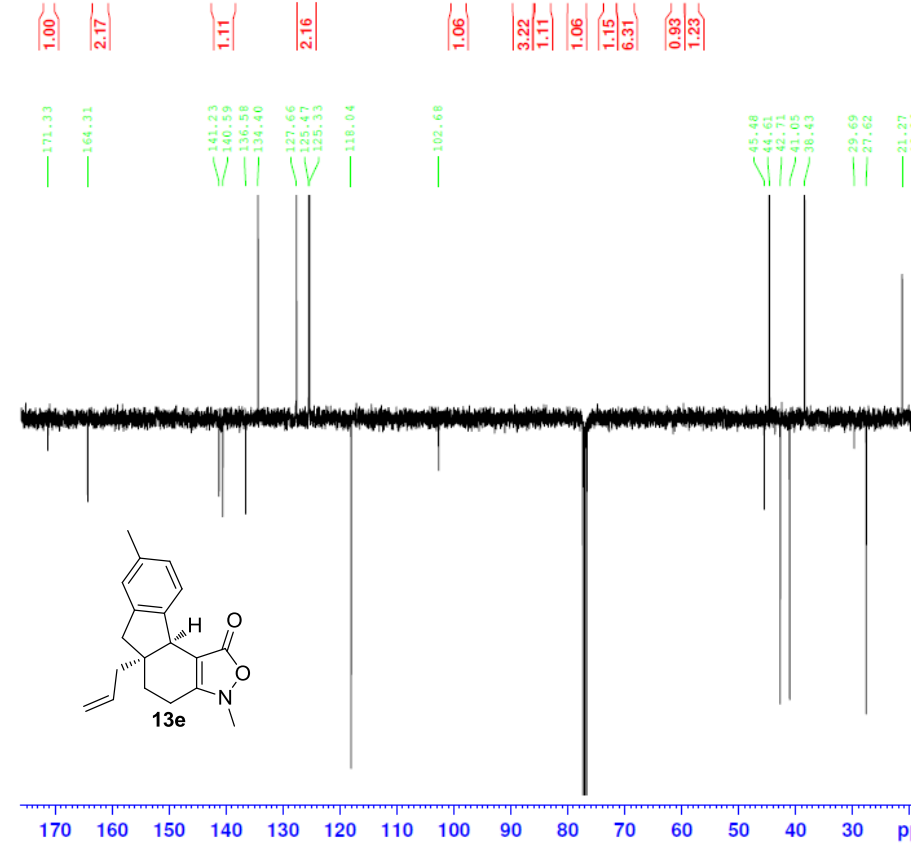


m/z-->



NAME sjb_77_152fp take 2
EXPNO 1
PROCNO 1
Date_ 20130726
Time 8.01
INSTRUM spect
PROBHD 5 mm PABBO BB-
PULPROG zg30
TD 65536
SOLVENT CDC13
NS 16
DS 2
SWH 8223.685 Hz
FIDRES 0.125483 Hz
AQ 3.9846387 sec
RG 203
DW 60.800 usec
DE 6.50 usec
TE 301.2 K
D1 1.00000000 sec
TDO 1

----- CHANNEL f1 -----
NUC1 1H
P1 12.50 usec
PL1 -2.00 dB
PL1W 12.14226913 W
SFO1 400.1524711 MHz
SI 32768
SF 400.1500000 MHz
WDW EM
SSB 0
LB 0.30 Hz
GB 0
PC 1.00



Current Data Parameters
NAME sjb_77_152fp APT
EXPNO 1
PROCNO 1

F2 - Acquisition Parameters
Date_ 20130726
Time 9.01
INSTRUM spect
PROBHD 5 mm PABBO BB-
PULPROG jmod
TD 65536
SOLVENT CDC13
NS 991
DS 4
SWH 24038.461 Hz
FIDRES 0.366798 Hz
AQ 1.3631488 sec
RG 203
DW 20.800 usec
DE 6.50 usec
TE 301.2 K
CNS12 145.0000000
CNS11 1.0000000
D1 2.00000000 sec
D20 0.00689655 sec
TDO 1

----- CHANNEL f1 -----
NUC1 13C
P1 8.00 usec
F2 16.00 usec
PL1 -2.00 dB
PL1W 56.13311005 W
SFO1 100.6278593 MHz

----- CHANNEL f2 -----
CPDPRG[2] waltz16
NUC2 1H
PCPD2 80.00 usec
PL2 -2.00 dB
PL12 14.00 dB
PL2W 12.14226913 W
PL12W 0.30500001 W
SFO2 400.1515990 MHz

F2 - Processing parameters
SI 32768
SF 100.6177980 MHz
WDW EM
SSB 0
LB 1.00 Hz
GB 0
PC 1.40

Area Percent Report

Data Path : C:\msdchem\1\DATA\
Data File : sjb_77_152fp.D
Acq On : 16 Jul 2013 17:41
Operator : sjb
Sample : sjb_77_152fp
Misc :
ALS Vial : 85 Sample Multiplier: 1
Integration Parameters: autoint1.e
Integrator: ChemStation
Method : C:\msdchem\1\METHODS\ckr3.m
Title :

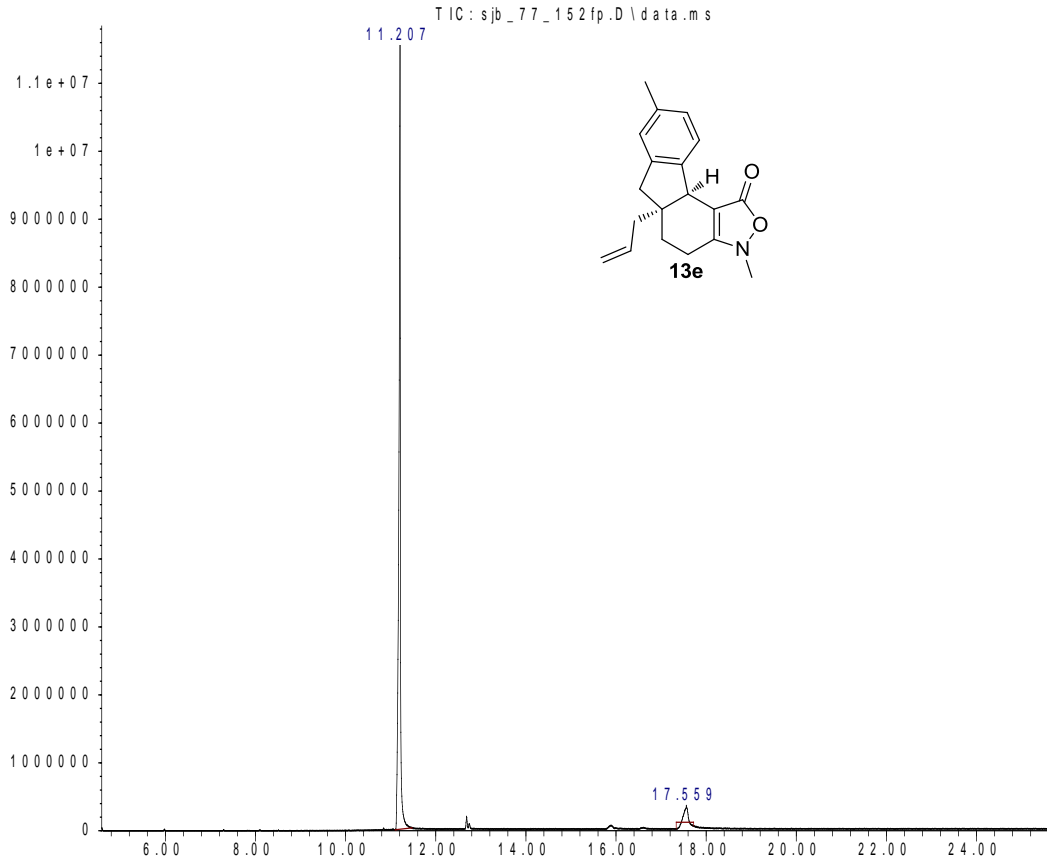
Signal : TIC: sjb_77_152fp.D\data.ms

peak #	R.T. min	first scan	max scan	last scan	PK TY	peak height	corr. area	corr. % max.	% of total
1	11.207	1139	1158	1202	BV	11463397	276482325	100.00%	95.401%
2	17.559	2229	2268	2297	M5	248076	13329377	4.82%	4.599%

Sum of corrected areas: 289811703

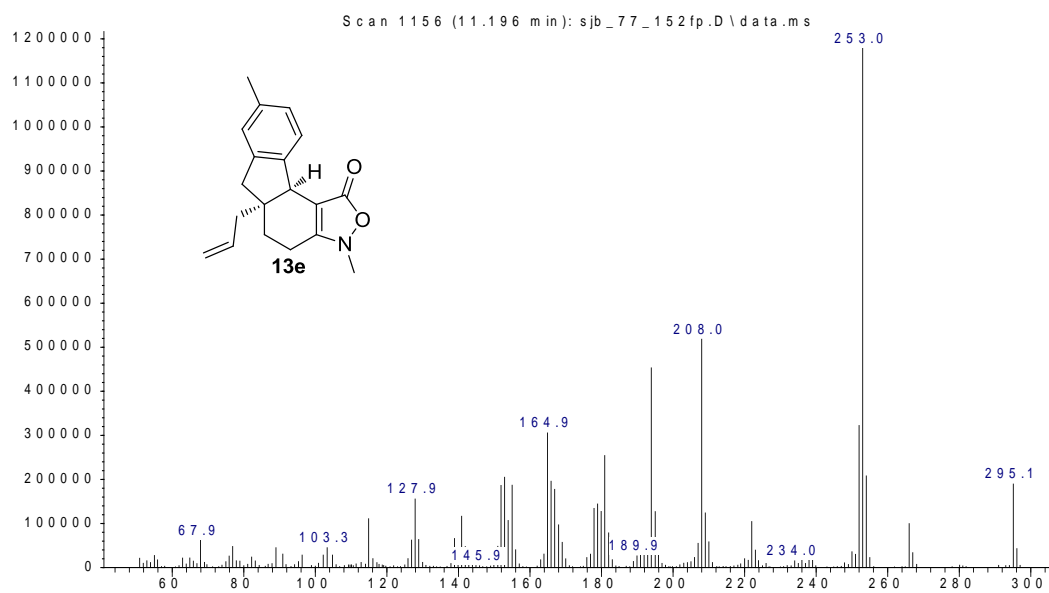
ckr3.m Mon May 12 16:00:02 2014

Abundance

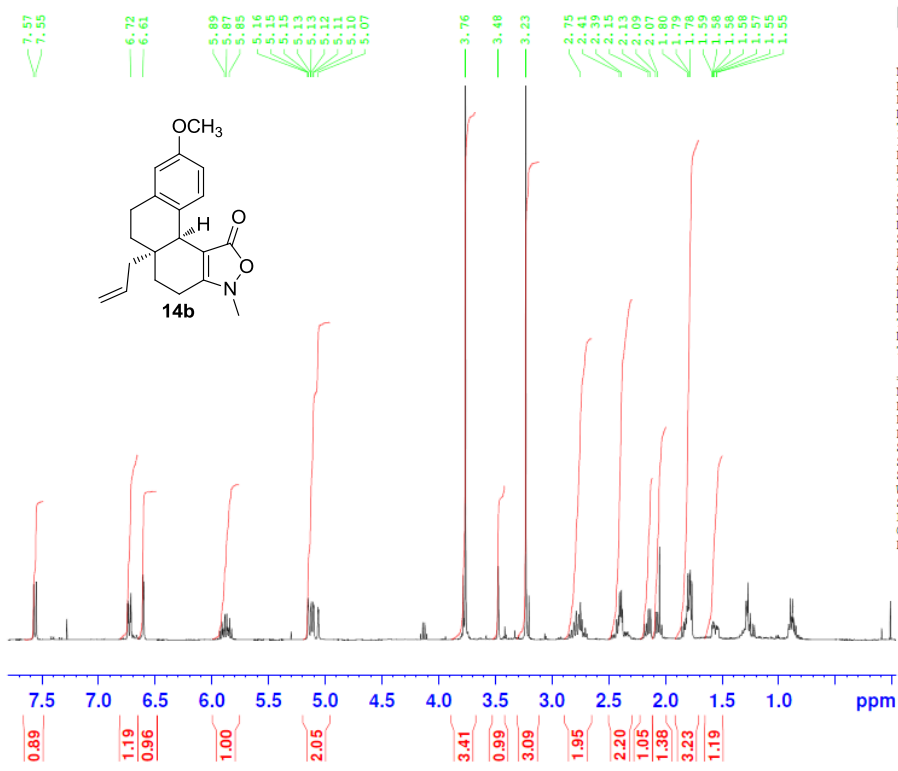


Time-->

Abundance



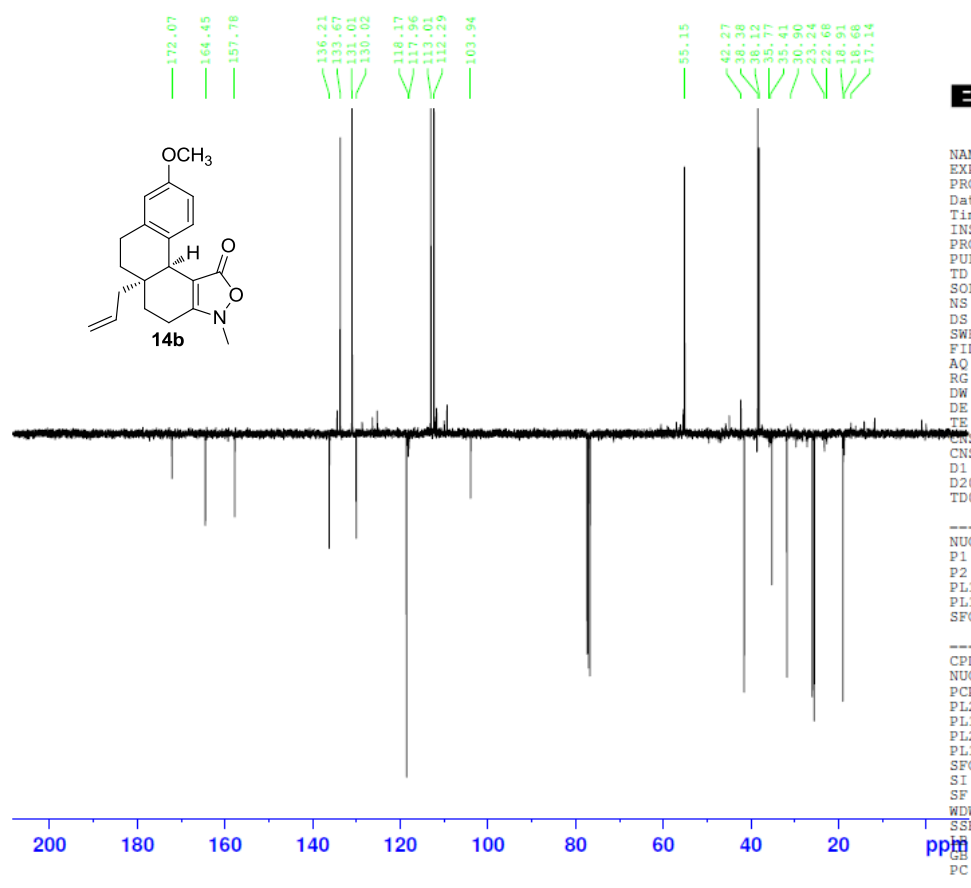
m/z-->



```

NAME      sjb_74_053fp
EXPNO     1
PROCNO    1
Date_     20120703
Time      13.50
INSTRUM   spect
PROBHD    5 mm PABBO BB-
PULPROG   zg30
TD         65536
SOLVENT   CDCl3
NS         16
DS         2
SWH       8223.685 Hz
FIDRES    0.125483 Hz
AQ         3.9846387 sec
RG         40.3
DW         60.800 usec
DE         6.50 usec
TE         301.3 K
D1         1.00000000 sec
TDO        1

===== CHANNEL f1 =====
NUC1       1H
P1         12.50 usec
PL1        -2.00 dB
PL1W       12.14226913 W
SFO1       400.1524711 MHz
SI         32768
SF         400.1500000 MHz
WDW        EM
SSB        0
LB         0.30 Hz
GB         0
PC         1.00
  
```



```

NAME      sjb_77_094fp 13CAPT
EXPNO     1
PROCNO    1
Date_     20130531
Time      9.22
INSTRUM   spect
PROBHD    5 mm PABBO BB-
PULPROG   jmod
TD         65536
SOLVENT   CDCl3
NS         1024
DS         4
SWH       21929.824 Hz
FIDRES    0.334623 Hz
AQ         1.4942708 sec
RG         203
DW         22.800 usec
DE         6.50 usec
TE         301.2 K
CNST2     145.0000000
CNST11    1.0000000
D1         2.00000000 sec
D20        0.00689655 sec
TDO        1

----- CHANNEL f1 -----
NUC1       13C
P1         8.00 usec
P2         16.00 usec
PL1        -2.00 dB
PL1W       56.13311005 W
SFO1       100.6277931 MHz

----- CHANNEL f2 -----
CPDPRG2   waltz16
NUC2       1H
PCPD2     80.00 usec
PL2        -2.00 dB
PL12       14.00 dB
PL2W       12.14226913 W
PL12W     0.30500001 W
SFO2       400.1515655 MHz
SI         32768
SF         100.6177980 MHz
WDW        EM
SSB        0
LB         1.00 Hz
GB         0
PC         1.40
  
```

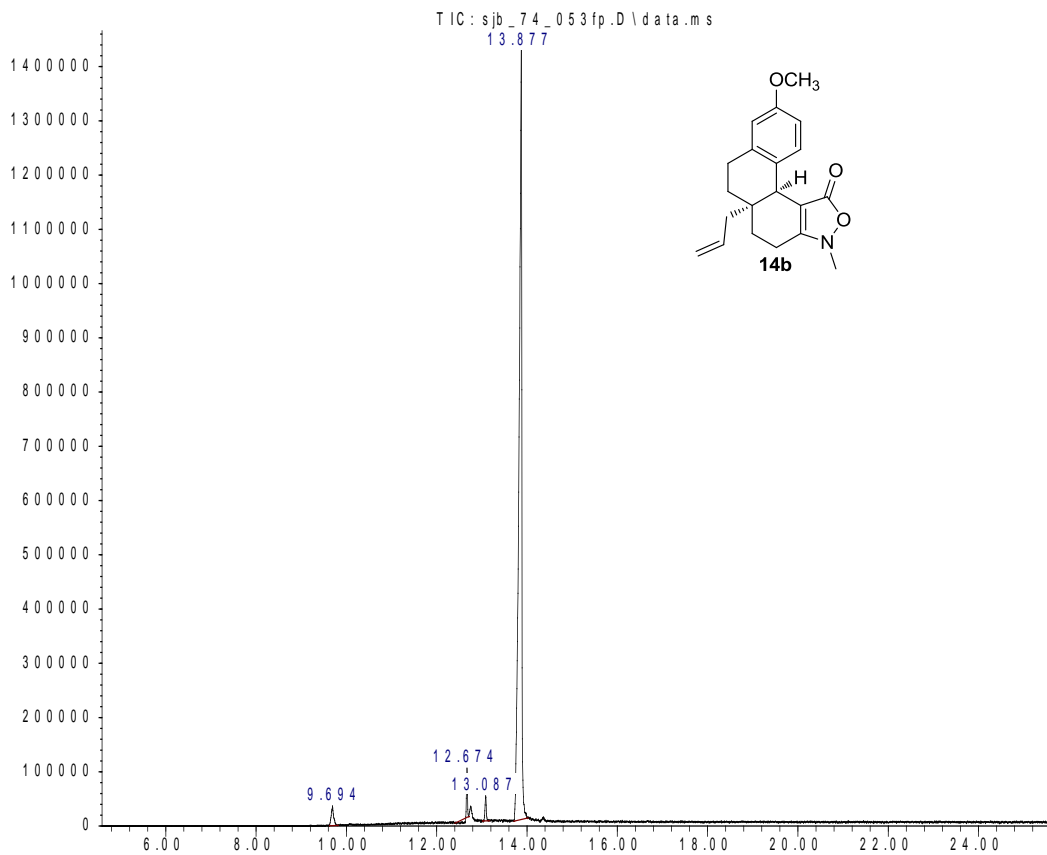

Area Percent Report

Data Path : C:\msdchem\1\DATA\
 Data File : sjb_74_053fp.D
 Acq On : 3 Jul 2012 12:50
 Operator : sjb
 Sample : sjb_74_053fp
 Misc :
 ALS Vial : 100 Sample Multiplier: 1
 Integration Parameters: autoint1.e
 Integrator: ChemStation
 Method : C:\msdchem\1\METHODS\JMB2.m
 Title :
 Signal : TIC: sjb_74_053fp.D\data.ms

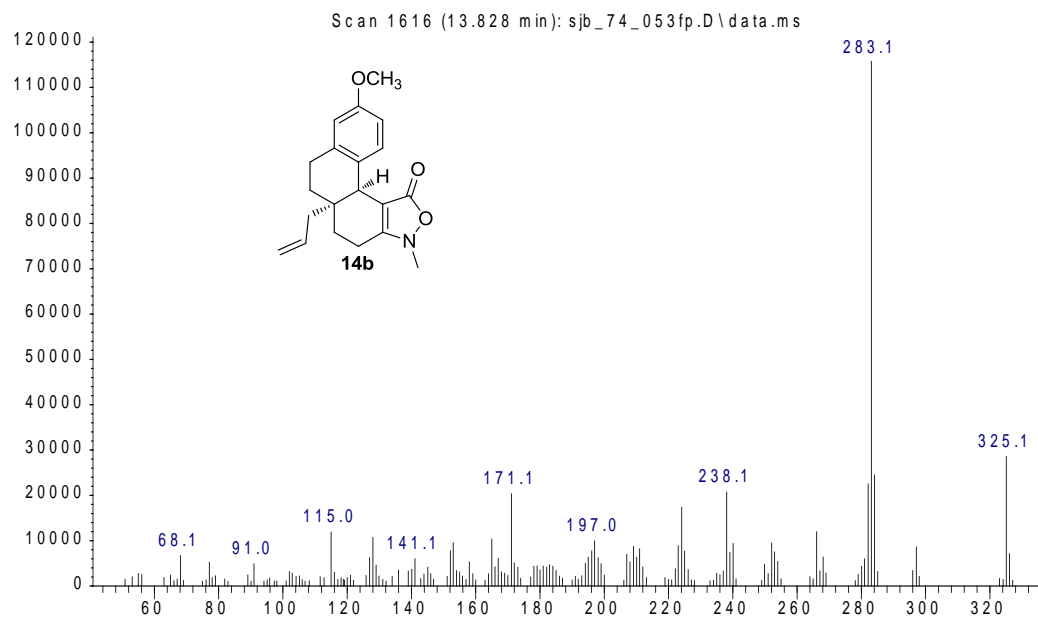
peak #	R.T. min	first scan	max scan	last scan	PK TY	peak height	corr. area	corr. % max.	% of total
1	9.694	882	894	912	BB	34783	1341908	2.20%	2.098%
2	12.674	1367	1414	1420	BV	87897	861272	1.42%	1.346%
3	13.087	1474	1487	1498	BV 4	45615	902735	1.48%	1.411%
4	13.877	1595	1625	1647	PV 2	1452537	60865753	100.00%	95.145%
Sum of corrected areas:								63971668	

JMB2.m Wed Oct 17 15:30:37 2012

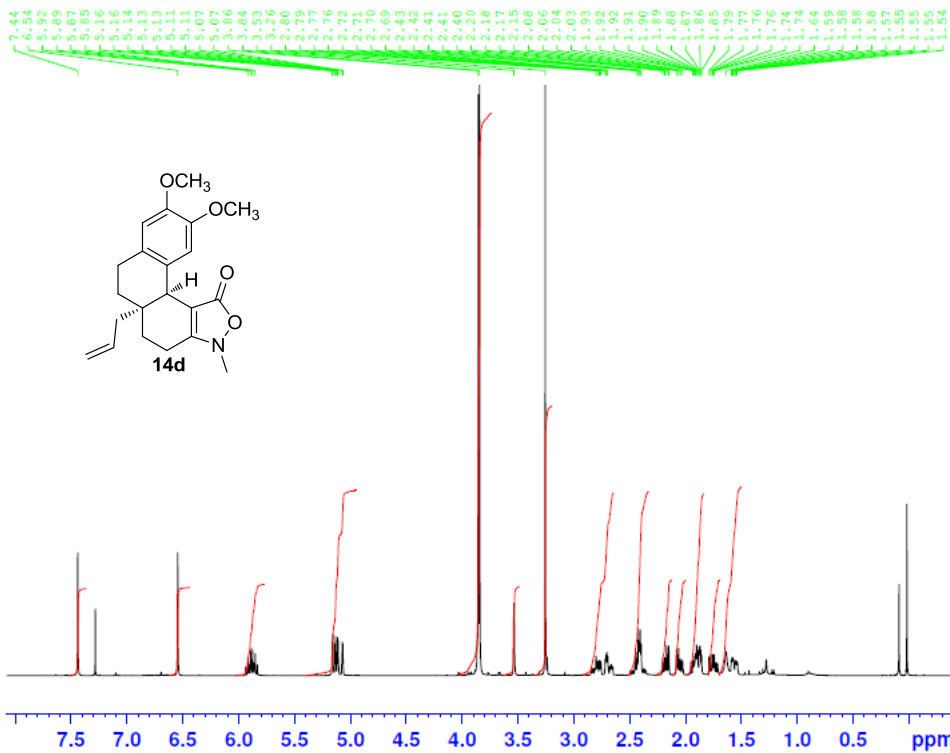
Abundance



Abundance

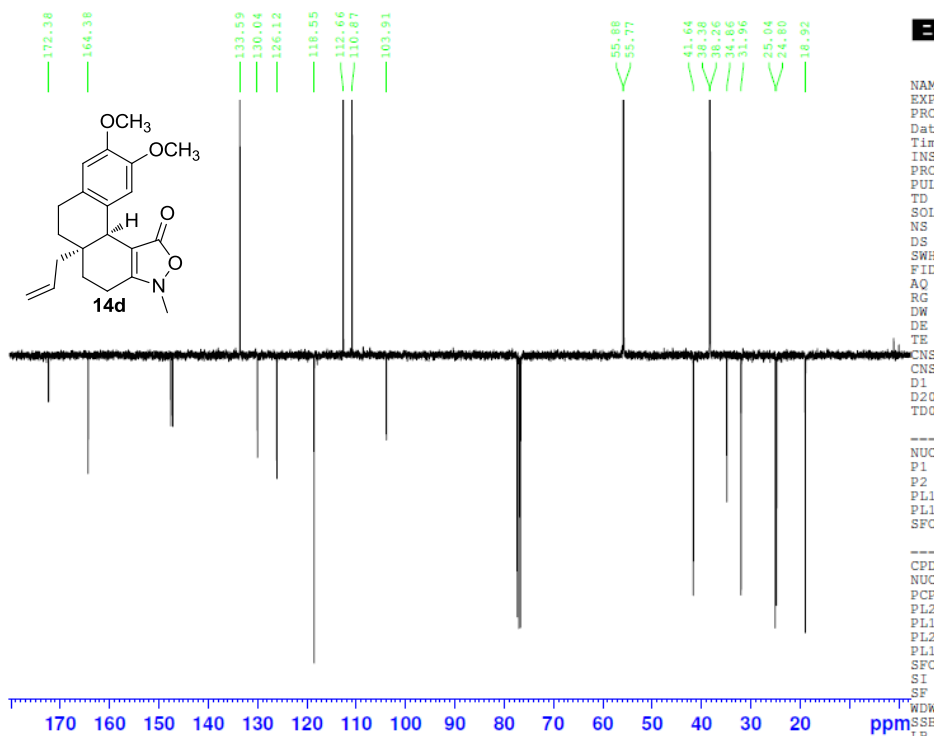


m/z-->



NAME sjb_77_002fp take 2
 EXPNO 1
 PROCNO 1
 Date_ 20130805
 Time 11.14
 INSTRUM spect
 PROBHD 5 mm PABBO BB-
 PULPROG zg30
 TD 65536
 SOLVENT CDC13
 NS 16
 DS 2
 SWH 8223.685 Hz
 FIDRES 0.125483 Hz
 AQ 3.9846387 sec
 RG 181
 DW 60.800 usec
 DE 6.50 usec
 TE 301.2 K
 D1 1.00000000 sec
 TD0 1

----- CHANNEL f1 -----
 NUC1 1H
 P1 12.50 usec
 PL1 -2.00 dB
 PL1W 12.14226913 W
 SFO1 400.1524711 MHz
 SI 32768
 SF 400.1500000 MHz
 WDW EM
 SSB 0
 LB 0.30 Hz
 GB 0
 PC 1.00



NAME sjb_77_002 13CAPT
 EXPNO 1
 PROCNO 1
 Date_ 20121207
 Time 9.37
 INSTRUM spect
 PROBHD 5 mm PABBO BB-
 PULPROG jmod
 TD 65536
 SOLVENT CDC13
 NS 1024
 DS 4
 SWH 18382.354 Hz
 FIDRES 0.280492 Hz
 AQ 1.7826293 sec
 RG 203
 DW 27.200 usec
 DE 6.50 usec
 TE 301.2 K
 CNST2 145.0000000
 CNST11 1.0000000
 D1 2.00000000 sec
 D20 0.00689655 sec
 TD0 1

----- CHANNEL f1 -----
 NUC1 13C
 P1 8.00 usec
 P2 16.00 usec
 PL1 -2.00 dB
 PL1W 56.13311005 W
 SFO1 100.6267469 MHz

----- CHANNEL f2 -----
 CPDPRG2 waltz16
 NUC2 1H
 PCPD2 80.00 usec
 PL2 -2.00 dB
 PL12 14.00 dB
 PL2W 12.14226913 W
 PL12W 0.30500001 W
 SFO2 400.1514987 MHz
 SI 32768
 SF 100.6177980 MHz
 WDW EM
 SSB 0
 LB 1.00 Hz
 GB 0
 PC 1.40

Area Percent Report

Data Path : C:\msdchem\1\DATA\
 Data File : sjb_72_195fp.D
 Acq On : 1 May 2012 17:23
 Operator : sjb
 Sample : sjb_72_195fp
 Misc :
 ALS Vial : 45 Sample Multiplier: 1

Integration Parameters: autoint1.e
 Integrator: ChemStation

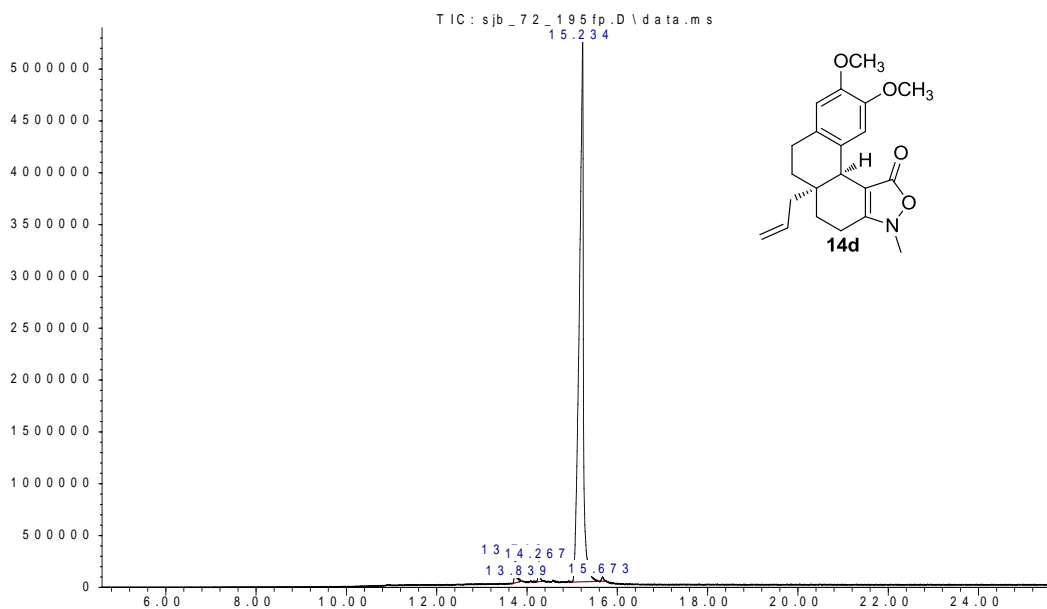
Method : C:\msdchem\1\METHODS\JMB2.m
 Title :

Signal : TIC: sjb_72_195fp.D\data.ms

peak #	R.T. min	first scan	max scan	last scan	PK TY	peak height	corr. area	corr. % max.	% of total
1	13.743	1587	1601	1616	PV 9	232062	6716431	2.01%	1.928%
2	13.839	1616	1618	1624	VV 6	23517	354612	0.11%	0.102%
3	14.267	1683	1693	1708	PV 6	188248	5335080	1.59%	1.531%
4	15.234	1817	1862	1912	PV	5381726	334739484	100.00%	96.071%
5	15.673	1921	1938	1951	PV 10	40476	1284013	0.38%	0.369%

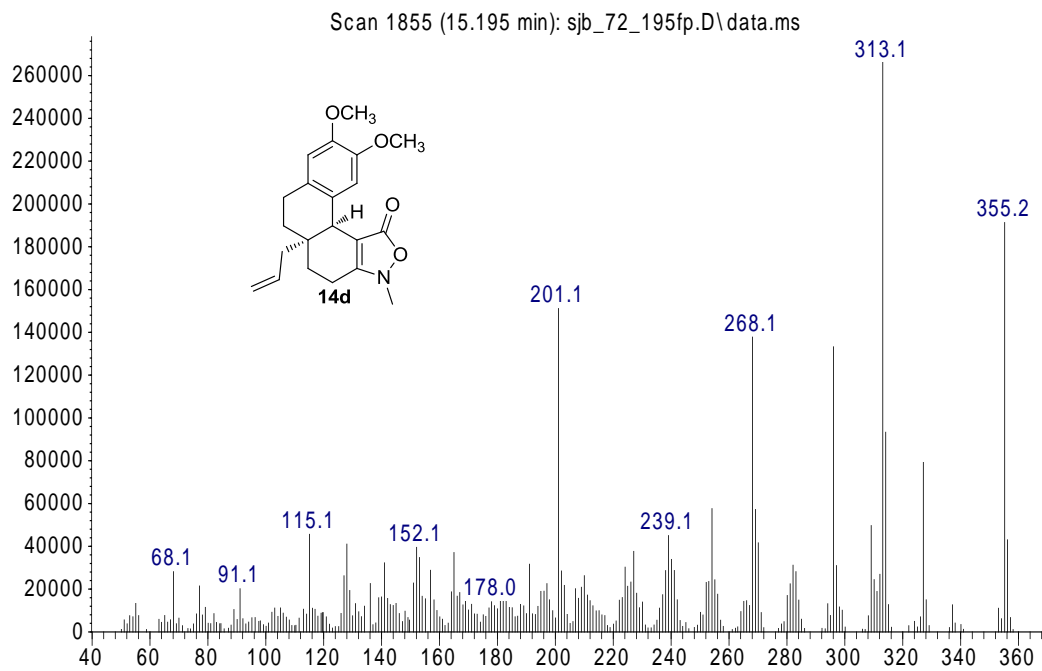
Sum of corrected areas: 348429620

Abundance

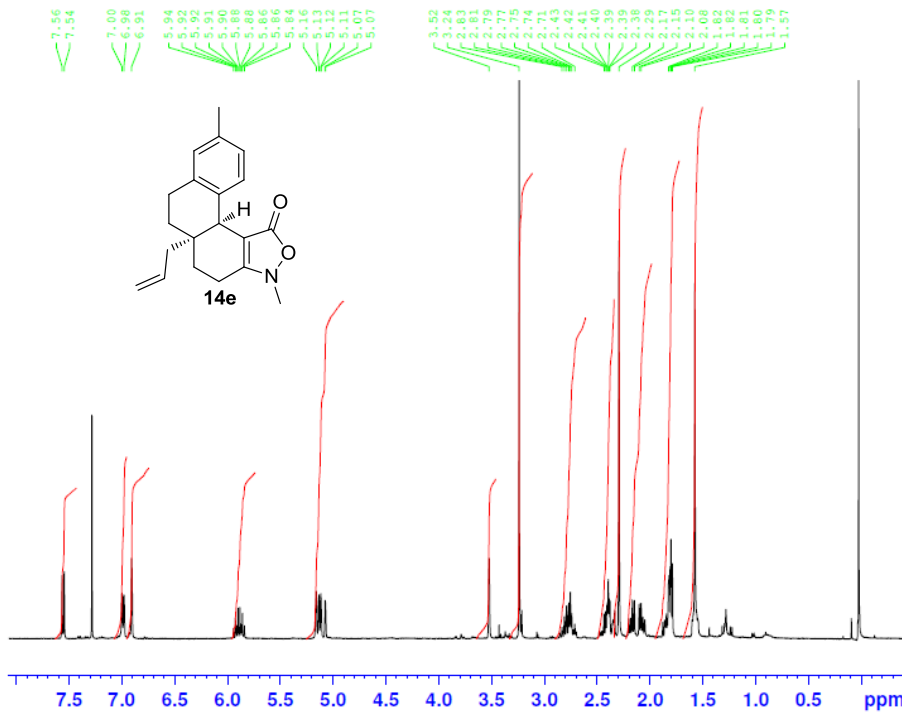


Time-->

Abundance

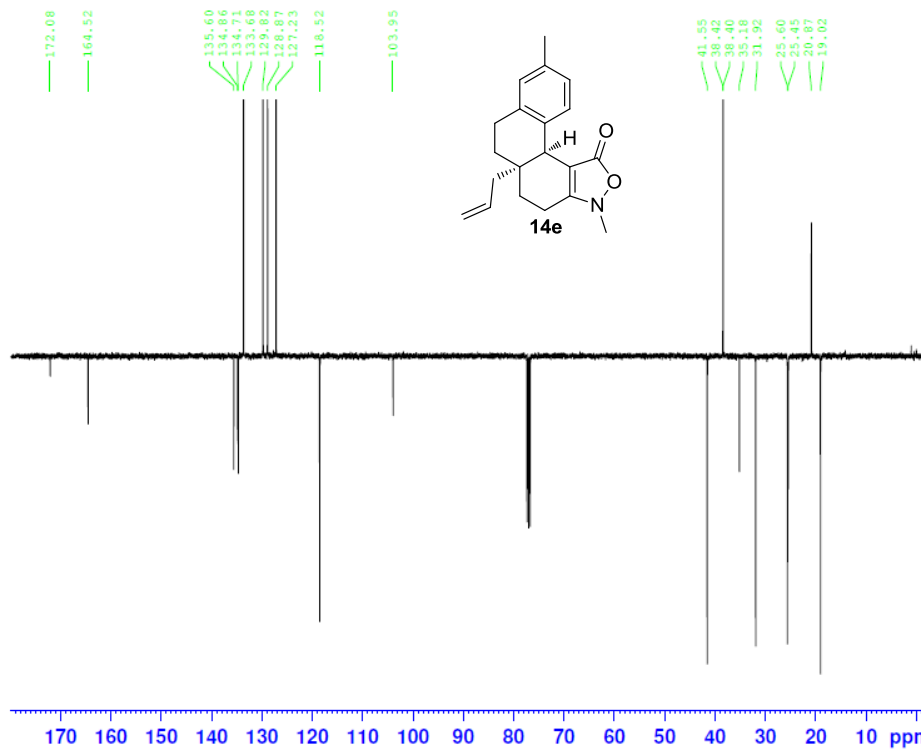


m/z-->



NAME sjb_77_041fp take 2
EXPNO 1
PROCNO 1
Date_ 20130802
Time 14.24
INSTRUM spect
PROBHD 5 mm PABBO BB-
PULPROG zg30
TD 65536
SOLVENT CDCl3
NS 16
DS 2
SWH 8223.685 Hz
FIDRES 0.125483 Hz
AQ 3.9846387 sec
RG 203
DW 60.800 usec
DE 6.50 usec
TE 301.2 K
D1 1.00000000 sec
TD0 1

----- CHANNEL f1 -----
NUC1 1H
P1 12.50 usec
PL1 -2.00 dB
PL1W 12.14226913 W
SFO1 400.1524711 MHz
SI 32768
SF 400.1500000 MHz
WDW EM
SSB 0
LB 0.30 Hz
GB 0
PC 1.00



Current Data Parameters
NAME sjb_77_032fp APT
EXPNO 1
PROCNO 1

F2 - Acquisition Parameters
Date_ 20130115
Time 13.42
INSTRUM spect
PROBHD 5 mm PABBO BB-
PULPROG jmod
TD 65536
SOLVENT CDCl3
NS 1024
DS 4
SWH 18382.354 Hz
FIDRES 0.280492 Hz
AQ 1.7825792 sec
RG 203
DW 27.200 usec
DE 6.50 usec
TE 299.5 K
CNST2 145.0000000
CNST11 1.0000000
D1 2.00000000 sec
D20 0.00689655 sec
TD0 1

----- CHANNEL f1 -----
NUC1 13C
P1 8.00 usec
P2 16.00 usec
PL1 -2.00 dB
PL1W 56.13311005 W
SFO1 100.6266983 MHz

----- CHANNEL f2 -----
CPDPRG[2] waltz16
NUC2 1H
PCPD2 80.00 usec
PL2 -2.00 dB
PL12 14.00 dB
PL2W 12.14226913 W
PL12W 0.30500001 W
SFO2 400.1515831 MHz

F2 - Processing parameters
SI 32768
SF 100.6177980 MHz
WDW EM
SSB 0
LB 1.00 Hz
GB 0
PC 1.40

Area Percent Report

Data Path : C:\msdchem\1\DATA\
Data File : sjb_77_041fp.D
Acq On : 24 Jan 2013 16:52
Operator : sjb
Sample : sjb_77_041fp
Misc :
ALS Vial : 10 Sample Multiplier: 1

Integration Parameters: autoint1.e
Integrator: ChemStation

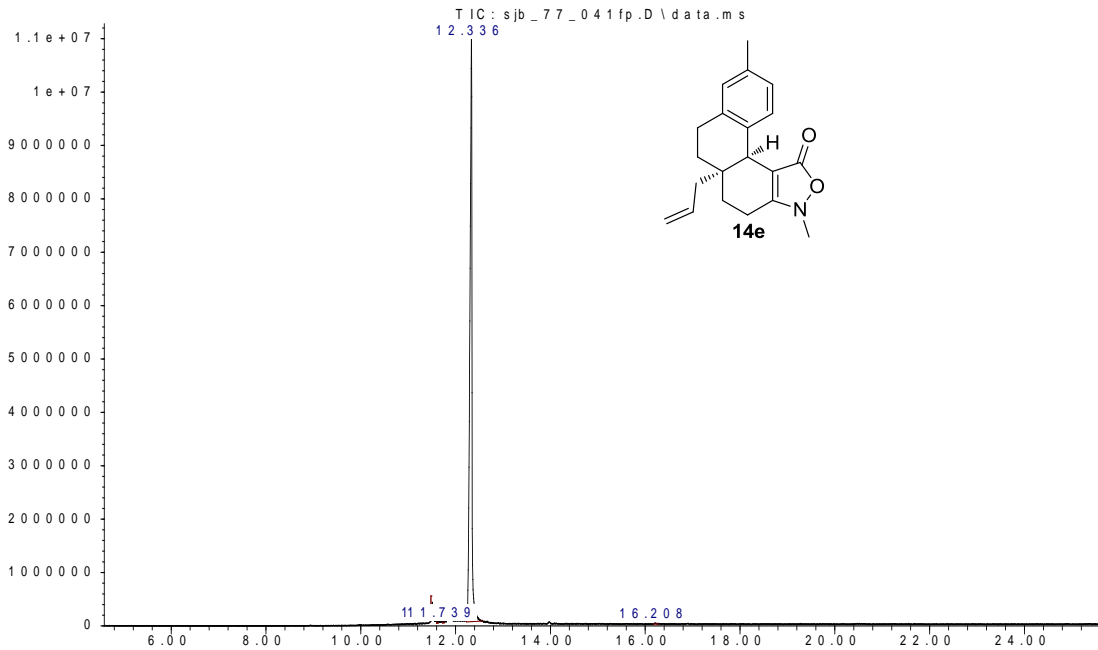
Method : C:\msdchem\1\5973N\PRECISION.M
Title :

Signal : TIC: sjb_77_041fp.D\data.ms

peak #	R.T. min	first scan	max scan	last scan	PK TY	peak height	corr. area	corr. % max.	% of total
1	11.479	1205	1205	1205	M	-467102	0	0.00%	0.000%
2	11.616	1227	1229	1232	VV 3	33842	476512	0.14%	0.141%
3	11.739	1249	1251	1254	VV 4	30352	427668	0.13%	0.127%
4	11.815	1264	1264	1264	M4	-204808	0	0.00%	0.000%
5	12.336	1336	1355	1392	VV	11066989	336059983	100.00%	99.591%
6	16.208	2026	2032	2041	PV 10	18378	475433	0.14%	0.141%

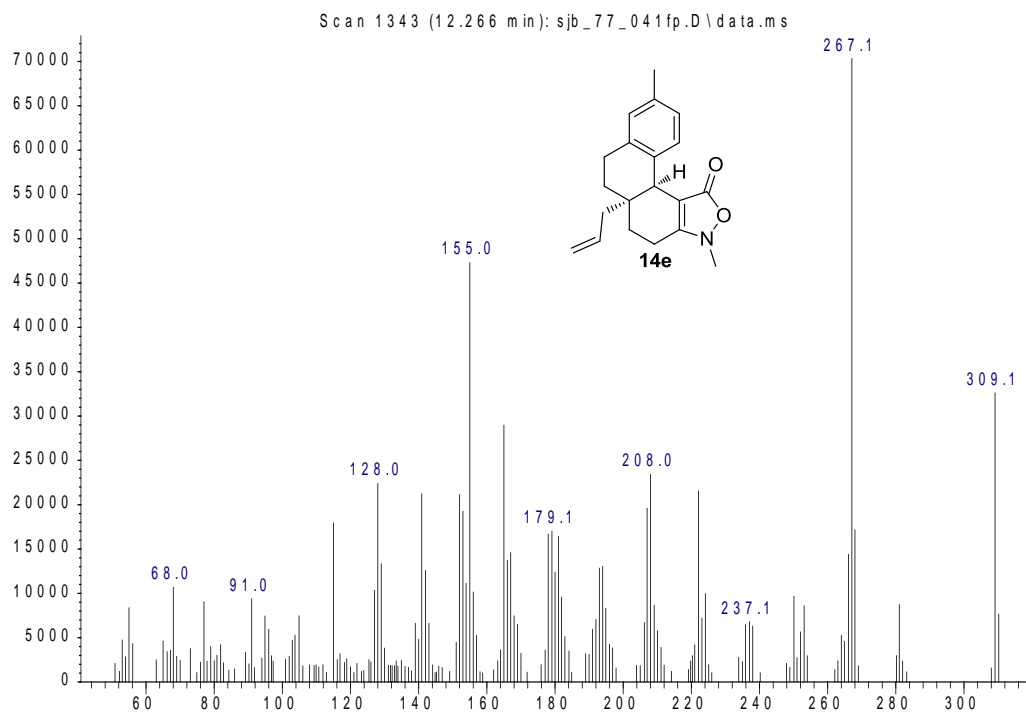
Sum of corrected areas: 337439597

Abundance

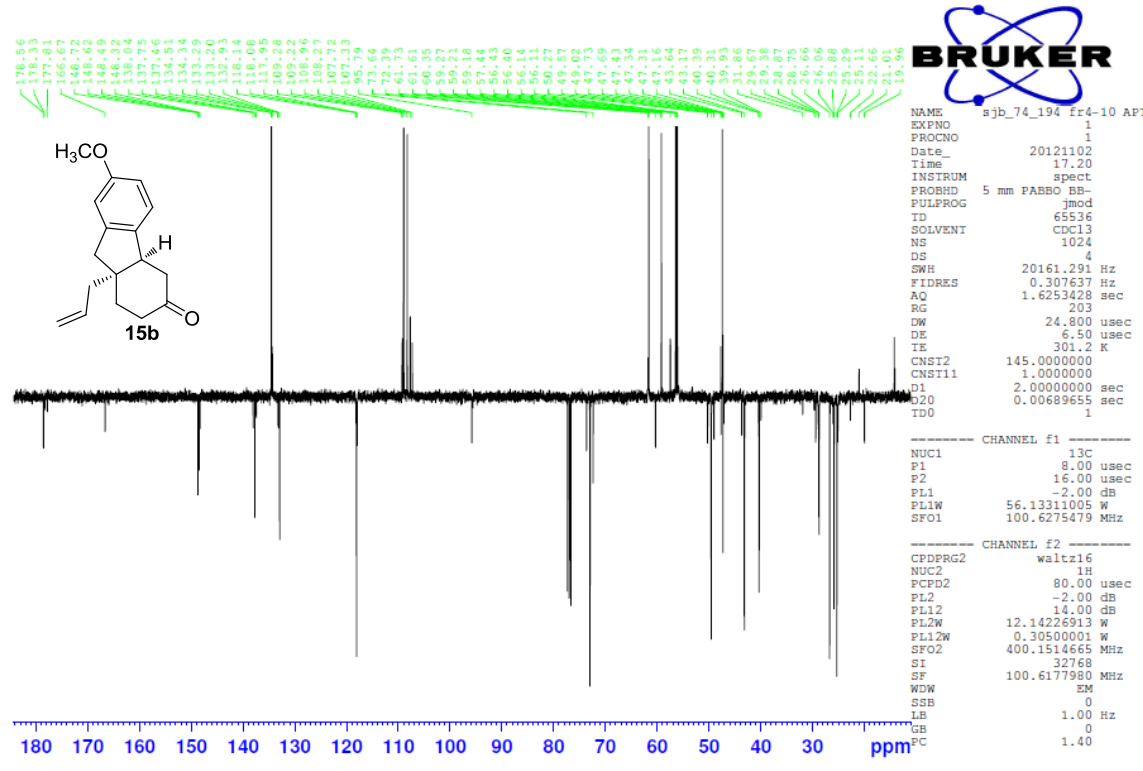
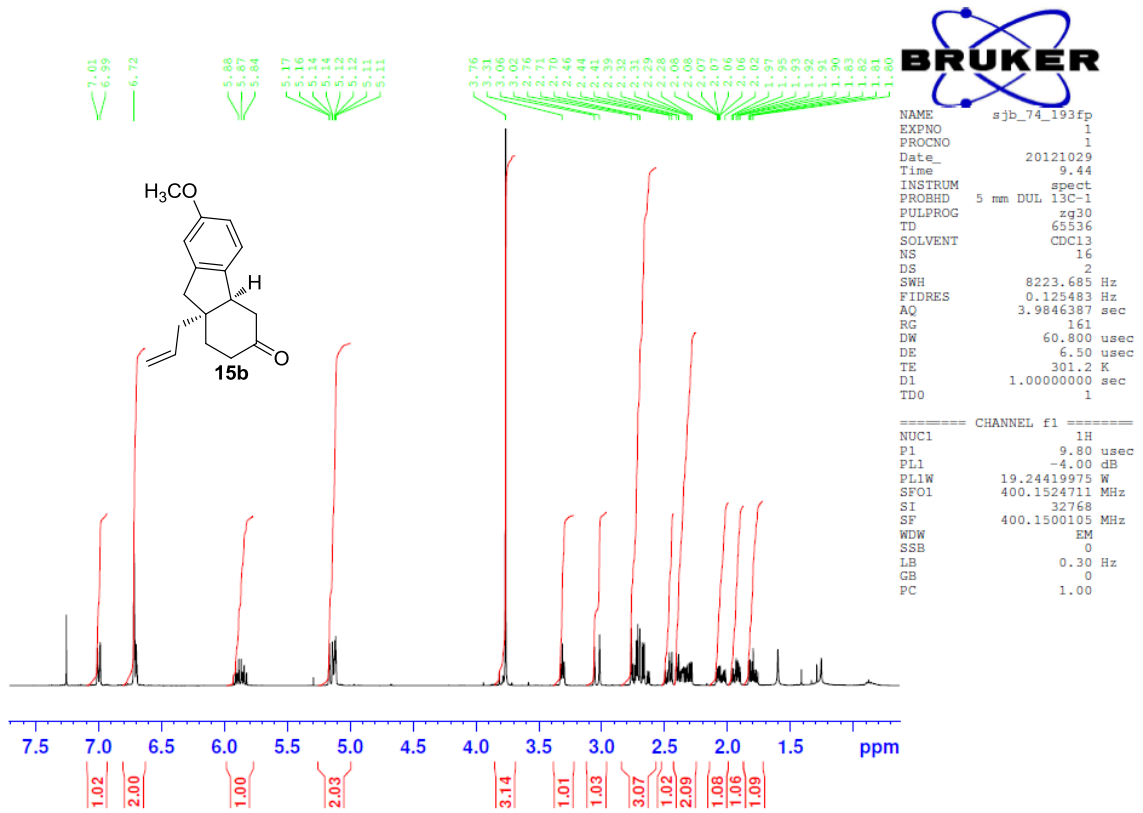


Time-->

Abundance



m/z-->



Area Percent Report

Data Path : C:\msdchem\1\DATA\
Data File : sjb_74_193fp.D
Acq On : 26 Oct 2012 9:51
Operator : sjb
Sample : sjb_74_193fp
Misc :
ALS Vial : 25 Sample Multiplier: 1

Integration Parameters: autoint1.e
Integrator: ChemStation

Method : C:\msdchem\1\METHODS\JMB2.m
Title :

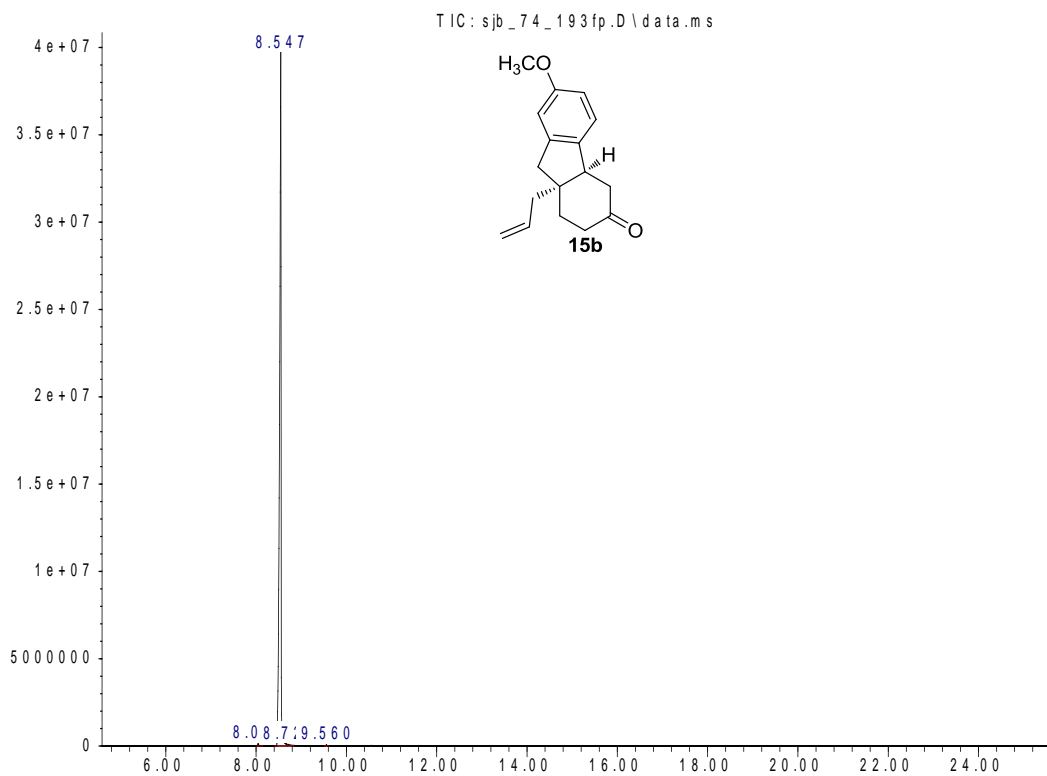
Signal : TIC: sjb_74_193fp.D\data.ms

peak #	R.T. min	first scan	max scan	last scan	PK TY	peak height	corr. area	corr. % max.	% of total
1	8.048	601	606	619	BB 2	136209	1898997	0.21%	0.206%
2	8.547	670	693	720	BV	40169943	918832725	100.00%	99.531%
3	8.720	720	723	739	VV 7	61335	1679808	0.18%	0.182%
4	9.560	862	870	875	BV 3	63401	749249	0.08%	0.081%

Sum of corrected areas: 923160778

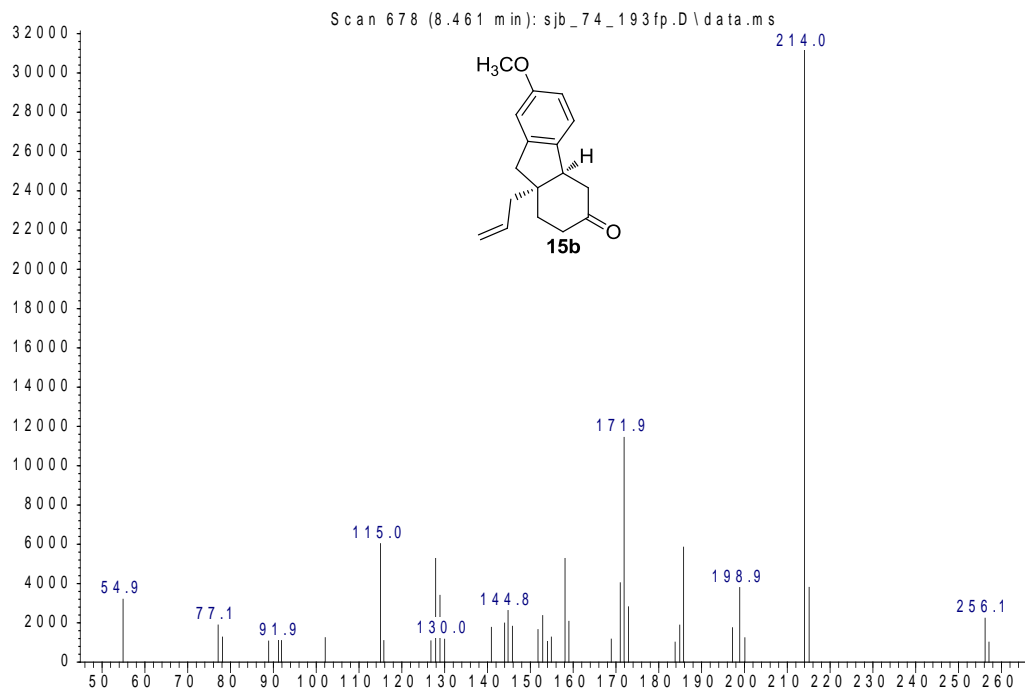
JMB2.m Thu Nov 08 10:08:59 2012

Abundance

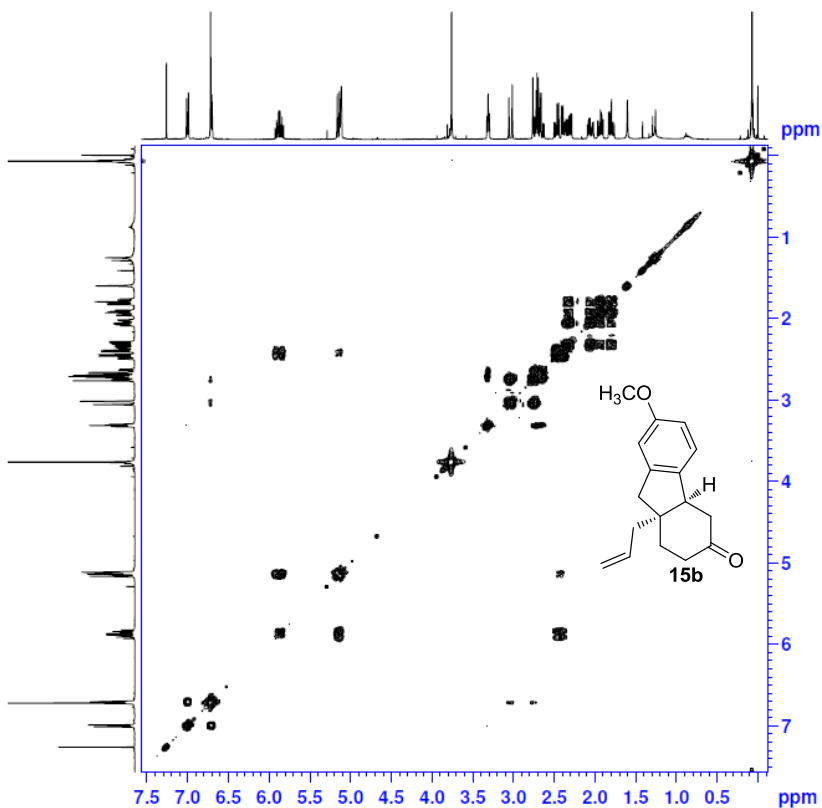


Time-->

Abundance



m/z-->



```

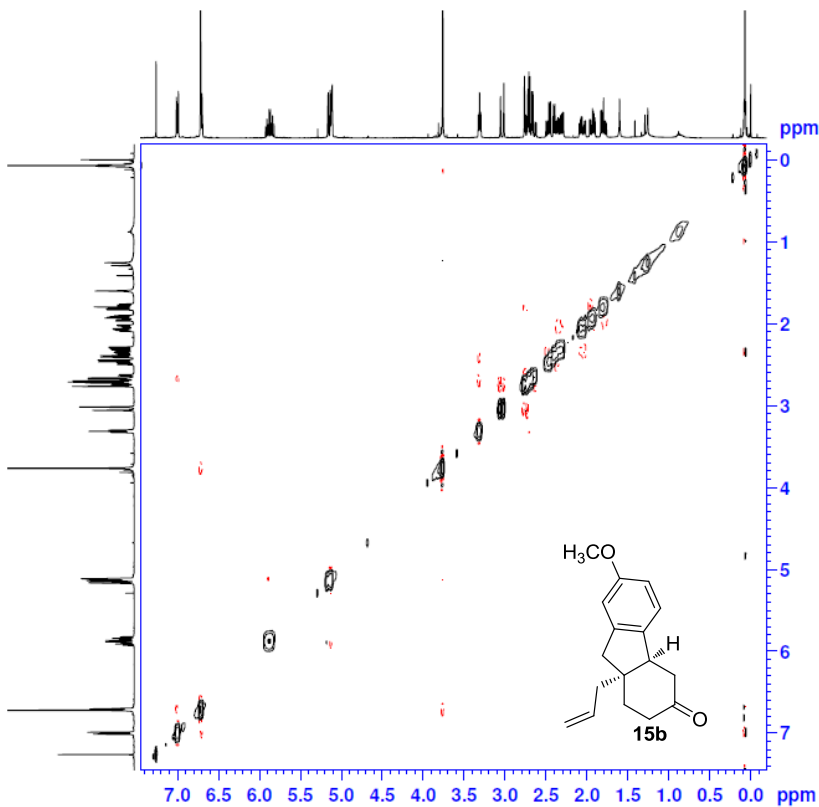
NAME      sjb_74_193fp
EXPNO     3
PROCNO    1
Date_     20121031
Time      8.47
INSTRUM   spect
PROBHD    5 mm DUL 13C-1
PULPROG   cosyppgf
TD         2048
SOLVENT   CDCl3
NS         3
DS         8
SWH        3078.818 Hz
FIDRES     1.503329 Hz
AQ         0.3326452 sec
RG         64
DW         162.400 usec
DE         6.50 usec
TE         301.1 K
D0         0.00000300 sec
D1         1.4869198 sec
D13        0.00000400 sec
D16        0.00020000 sec
IN0        0.00032480 sec
  
```

```

----- CHANNEL f1 -----
NUC1      1H
P1         9.80 usec
PL1        -4.00 dB
PL1W      19.24419975 W
SF01      400.1515004 MHz
  
```

```

----- GRADIENT CHANNEL -----
GPNAM1    SINE.100
GP21      10.00 %
P16       1000.00 usec
NDO       1
TD        128
SF01      400.1515 MHz
FIDRES    24.052856 Hz
SW        7.694 ppm
FMODE     GF
SI        1024
SF        400.1500105 MHz
WDW       SINE
SSB       0
LB        0.00 Hz
GB        0
PC        1.00
SI        1024
MC2       GF
SF        400.1500105 MHz
WDW       SINE
SSB       0
LB        0.00 Hz
GB        0
  
```

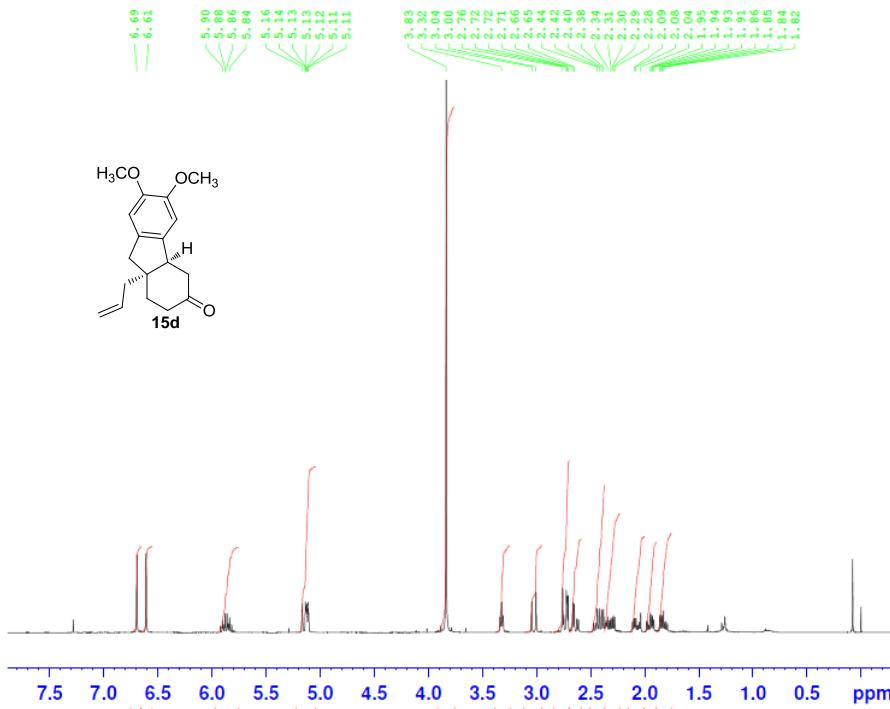


```

NAME      sjb_74_193fp
EXPNO     2
PROCNO    1
Date_     20121029
Time      11.33
INSTRUM   spect
PROBHD    5 mm DUL 13C-1
PULPROG   noesyph
TD         2048
SOLVENT   CDCl3
NS         8
DS         4
SWH        3059.976 Hz
FIDRES     1.494129 Hz
AQ         0.3346932 sec
RG         203
DW         163.400 usec
DE         6.50 usec
TE         301.2 K
D0         0.00015092 sec
D1         2.00000000 sec
D8         0.69999999 sec
IN0        0.00032680 sec
  
```

```

----- CHANNEL f1 -----
NUC1      1H
P1         9.80 usec
PL1        -4.00 dB
PL1W      19.24419975 W
SF01      400.1514624 MHz
NDO       1
TD        128
SF01      400.1515 MHz
FIDRES    23.905924 Hz
SW        7.647 ppm
FMODE     States-TPII
SI        1024
SF        400.1500105 MHz
WDW       QSINE
SSB       2
LB        0.00 Hz
GB        0
PC        1.00
SI        1024
MC2       States-TPII
SF        400.1500105 MHz
WDW       QSINE
SSB       2
LB        0.00 Hz
GB        0
  
```

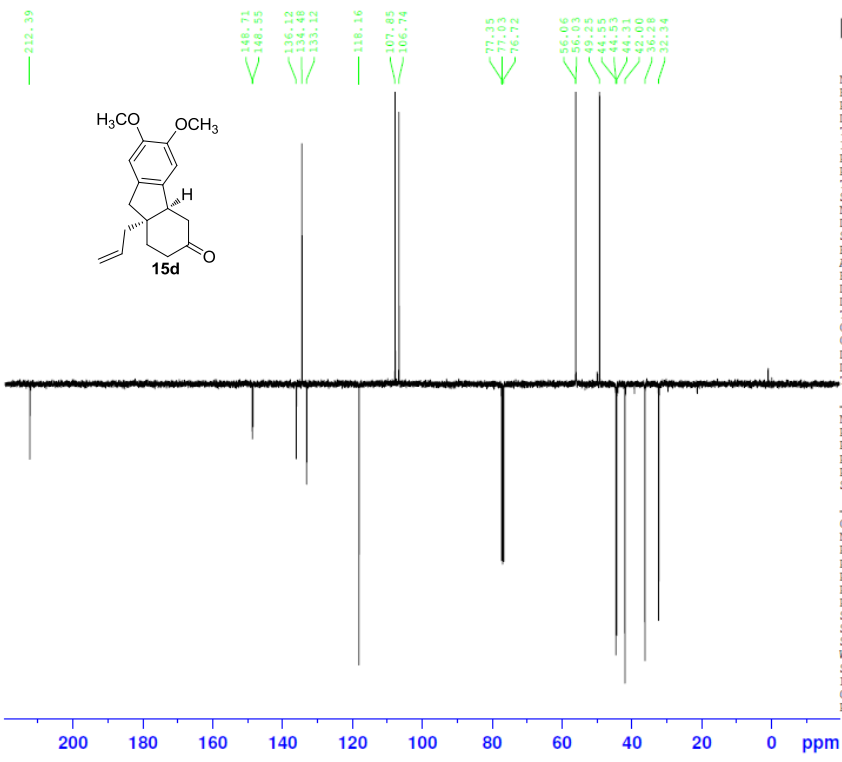


```

NAME      sjb_74_170fp
EXPNO     1
PROCNO    1
Date_     20121012
Time      11.27
INSTRUM   spect
PROBHD    5 mm DUL 13C-1
PULPROG   zg30
TD        65536
SOLVENT   CDCl3
NS        16
DS        2
SWH       8223.685 Hz
FIDRES    0.125483 Hz
AQ        3.9846387 sec
RG        45.2
DW        60.800 usec
DE        6.50 usec
TE        301.2 K
D1        1.00000000 sec
TD0       1
  
```

```

===== CHANNEL f1 =====
NUC1      1H
P1        9.80 usec
PL1       -4.00 dB
PL1W      19.24419975 W
SFO1      400.1524711 MHz
SI        32768
SF        400.1500000 MHz
WDW       EM
SSB       0
LB        0.30 Hz
GB        0
PC        1.00
  
```



```

NAME      sjb_74_170fp 13CAPT
EXPNO     1
PROCNO    1
Date_     20121017
Time      17.13
INSTRUM   spect
PROBHD    5 mm DUL 13C-1
PULPROG   jmod
TD        65536
SOLVENT   CDCl3
NS        1024
DS        4
SWH       24038.461 Hz
FIDRES    0.366798 Hz
AQ        1.3631988 sec
RG        203
DW        20.800 usec
DE        6.50 usec
TE        301.2 K
CNST2     145.0000000
CNST11    1.0000000
D1        2.00000000 sec
D20       0.00689655 sec
TD0       1
  
```

```

----- CHANNEL f1 -----
NUC1      13C
P1        9.00 usec
P2        18.00 usec
PL1       0.00 dB
PL1W      35.41759872 W
SFO1      100.6278593 MHz

----- CHANNEL f2 -----
CPDPRG2   waltz16
NUC2      1H
PCPD2     80.00 usec
PL2       -3.80 dB
PL12     13.80 dB
PL2W      18.37806702 W
PL12W     0.31937420 W
SFO2      400.1514620 MHz
SI        32768
SF        100.6177980 MHz
WDW       EM
SSB       0
LB        1.00 Hz
GB        0
PC        1.40
  
```

Area Percent Report

Data Path : C:\msdchem\1\DATA\
Data File : sjb_74_170fp.D
Acq On : 12 Oct 2012 11:58
Operator : th
Sample : sjb_74_170fp
Misc :
ALS Vial : 10 Sample Multiplier: 1

Integration Parameters: autoint1.e
Integrator: ChemStation

Method : C:\msdchem\1\METHODS\JMB2.m
Title :

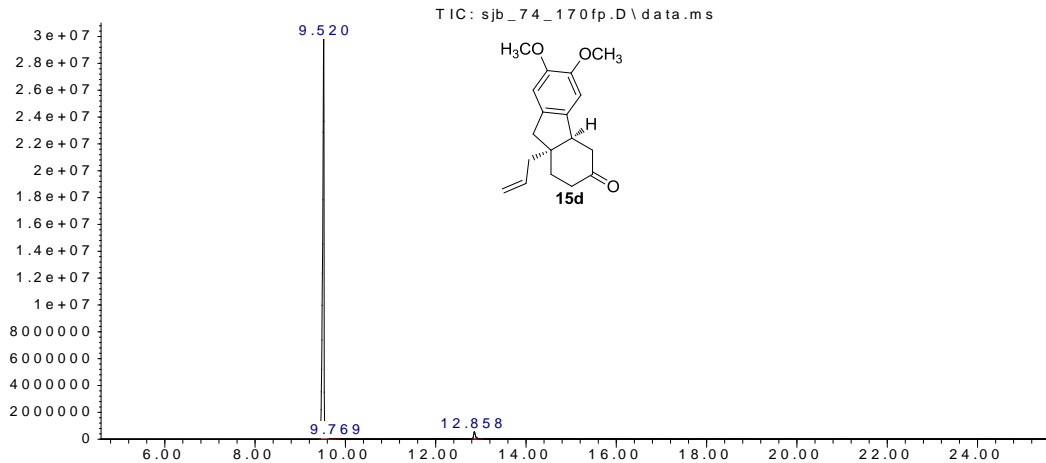
Signal : TIC: sjb_74_170fp.D\data.ms

peak #	R.T. min	first scan	max scan	last scan	PK TY	peak height	corr. area	corr. % max.	% of total
1	9.520	845	863	903	BV	30303782	659142387	100.00%	97.384%
2	9.769	903	907	921	VV 6	35305	957519	0.15%	0.141%
3	12.858	1437	1447	1475	VV 3	525720	16747955	2.54%	2.474%

Sum of corrected areas: 676847861

JMB2.m Wed Oct 17 14:59:13 2012

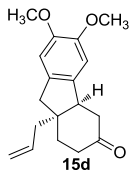
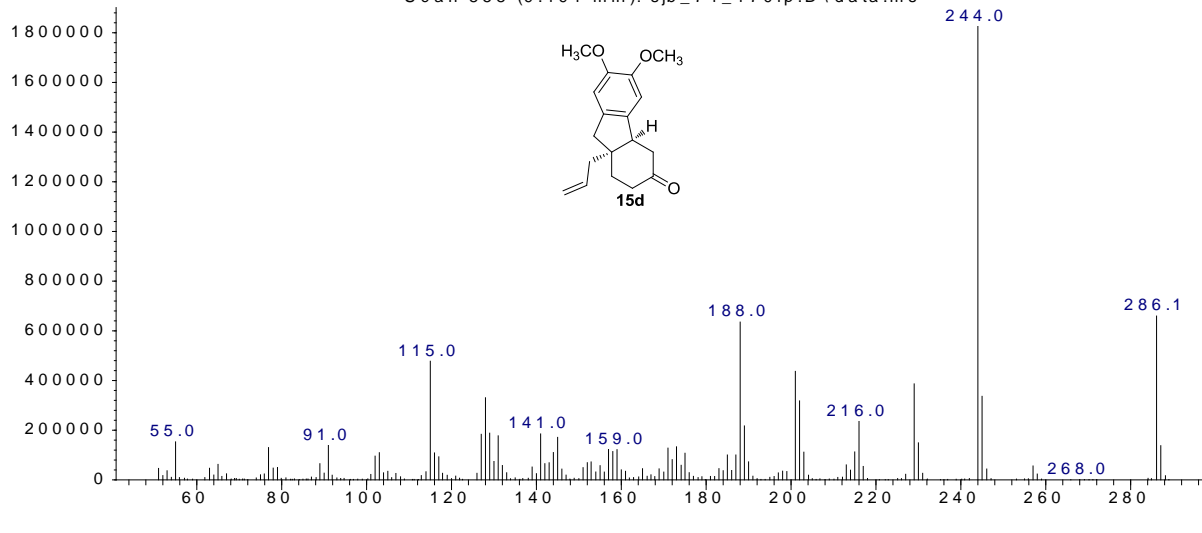
Abundance



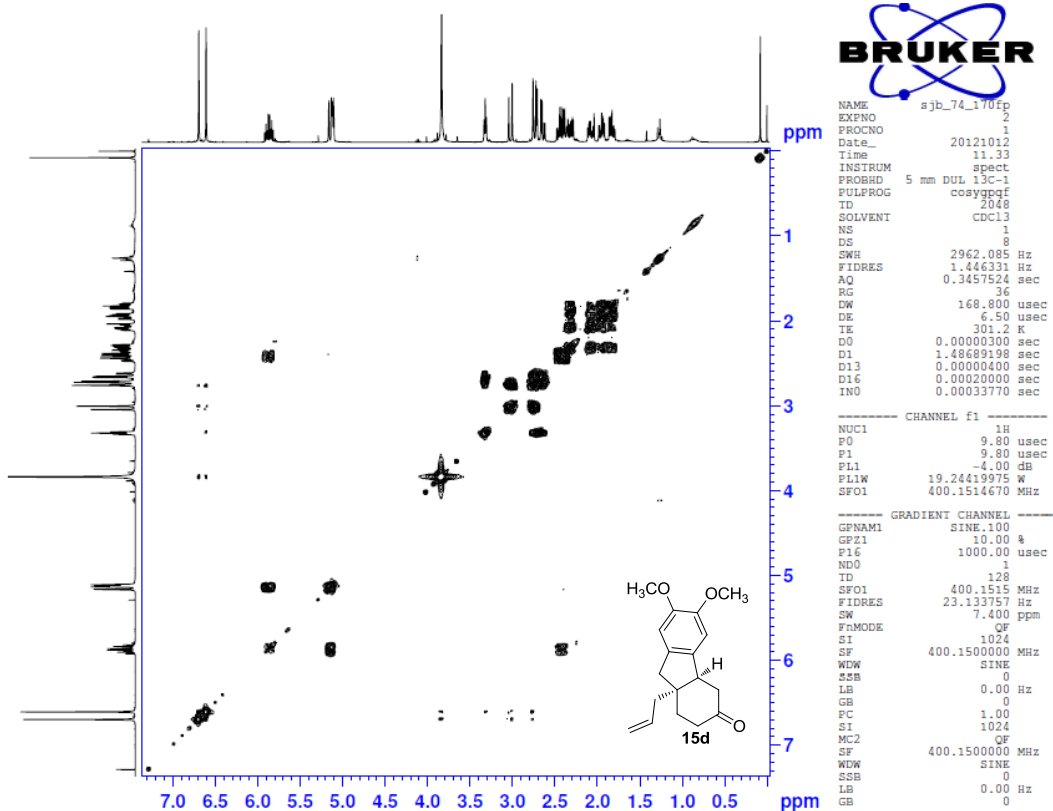
Time-->

Abundance

Scan 858 (9.491 min): sjb_74_170fp.D\data.ms



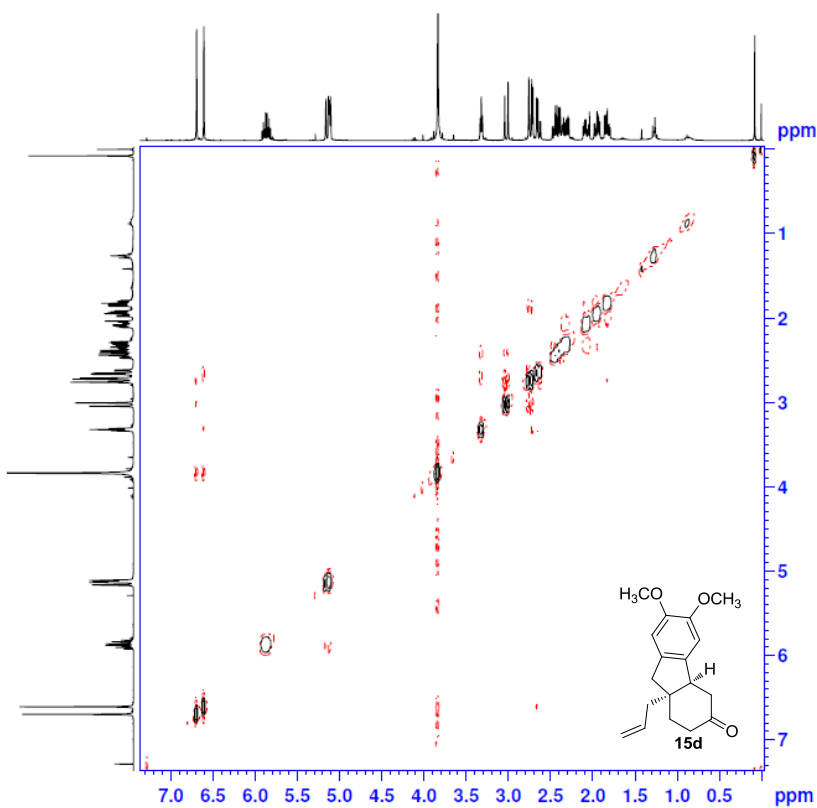
m/z-->



```
NAME sjb_74_170fp
EXPNO 2
PROCNO 1
Date_ 20121012
Time 11.33
INSTRUM spect
PROBHD 5 mm DUL 13C-1
PULPROG cosygpgpf
TD 2048
SOLVENT CDCl3
NS 1
DS 1
SWH 2962.085 Hz
FIDRES 1.446331 Hz
AQ 0.3457524 sec
RG 36
DW 168.800 usec
DE 6.50 usec
TE 301.2 K
D0 0.0000300 sec
D1 1.48689198 sec
D13 0.00000400 sec
D16 0.00020000 sec
IN0 0.00033770 sec

----- CHANNEL f1 -----
NUC1 1H
P0 9.80 usec
P1 9.80 usec
PL1 -4.00 dB
PL1W 19.24419975 W
SFO1 400.1514670 MHz

----- GRADIENT CHANNEL -----
GPNAM1 SINE.100
GPZ1 10.00 %
PlG 1000.00 usec
ND0 1
SFO1 400.1515 MHz
FIDRES 23.133757 Hz
SW 7.400 ppm
FIRMODE QF
SI 1024
SF 400.1500000 MHz
WDW SINE
SSB 0
LB 0.00 Hz
GB 0
PC 1.00
SI 1024
MC2 QF
SF 400.1500000 MHz
WDW SINE
SSB 0
LB 0.00 Hz
GB 0
```

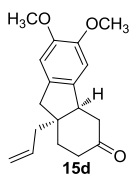


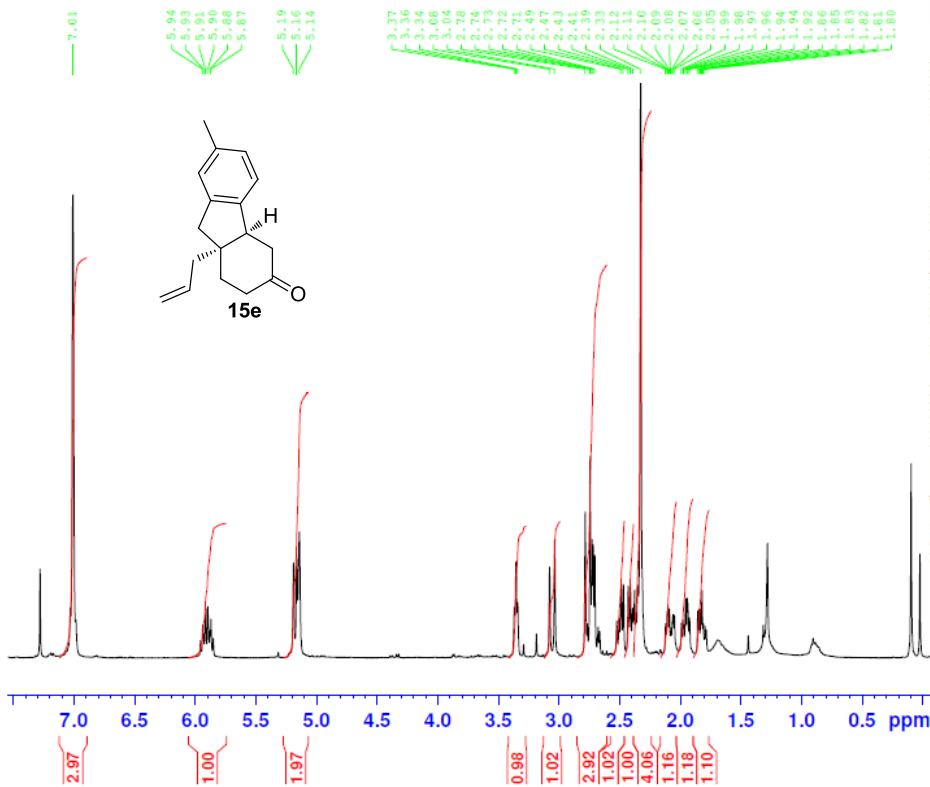
```

NAME      sjb_74_170fp
EXPNO     3
PROCNO    1
Date_     20121012
Time      11.56
INSTRUM   spect
PROBHD    5 mm DUL 13C-1
PULPROG   noesyph
TD         2048
SOLVENT   CDCl3
NS         8
DS         4
SWH        2962.085 Hz
FIDRES     1.446331 Hz
AQ         0.3457524 sec
RG         25.4
DW         168.800 usec
DE         6.50 usec
TE         301.2 K
DO         0.00015638 sec
D1         2.00000000 sec
D8         0.69999999 sec
INO        0.00033770 sec
  
```

```

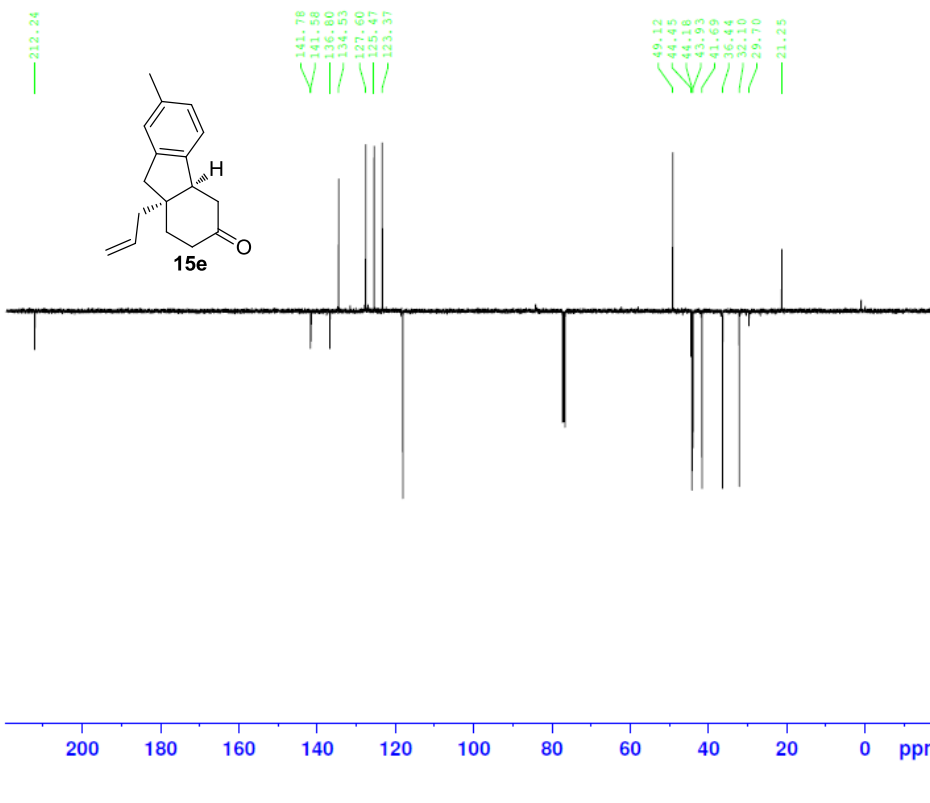
----- CHANNEL f1 -----
NUC1      1H
P1        9.80 usec
PL1       -4.00 dB
PL1W      19.24419975 W
SFO1      400.1514670 MHz
NDO        1
TD         128
SFO1      400.1515 MHz
FIDRES     23.133757 Hz
SW         7.400 ppm
FnMODE     States-TPPI
SI         1024
SF         400.1500000 MHz
WDW        QSINE
SSB        2
LB         0.00 Hz
GB         0
PC         1.00
SI         1024
MC2        States-TPPI
SF         400.1500000 MHz
WDW        QSINE
SSB        2
LB         0.00 Hz
GB         0
  
```





```

NAME      sjb_77_155fp take 2
EXPNO     1
PROCNO    1
Date_     20130730
Time      9.33
INSTRUM   spect
PROBHD    5 mm PABBO BB-
PULPROG   zg30
TD         65536
SOLVENT   CDCl3
NS         16
DS         2
SWH        8223.685 Hz
FIDRES     0.125483 Hz
AQ         3.9846387 sec
RG         144
DW         60.800 usec
DE         6.50 usec
TE         301.2 K
D1         1.0000000 sec
TDO        1
----- CHANNEL f1 -----
NUC1      1H
P1         12.50 usec
PL1        -2.00 dB
PL1W      12.14226913 W
SFO1       400.1524711 MHz
SI         32768
SF         400.1500000 MHz
WDW        EM
SSB         0
LB          0.30 Hz
GB          0
PC          1.00
  
```



```

NAME      sjb_77_155fp APT
EXPNO     1
PROCNO    1
Date_     20130730
Time      10.38
INSTRUM   spect
PROBHD    5 mm PABBO BB-
PULPROG   jmod
TD         65536
SOLVENT   CDCl3
NS         1024
DS         4
SWH        24038.461 Hz
FIDRES     0.366798 Hz
AQ         1.3631988 sec
RG         203
DW         20.800 usec
DE         6.50 usec
TE         301.2 K
CNST2     145.0000000
CNST11    1.0000000
D1         2.0000000 sec
D20        0.00689655 sec
TDO        1
----- CHANNEL f1 -----
NUC1      13C
P1         8.00 usec
P2         16.00 usec
PL1        -2.00 dB
PL1W      56.13311005 W
SFO1       100.6278593 MHz
----- CHANNEL f2 -----
CPDPRG2   waltz16
NUC2      1H
PCPD2     80.00 usec
PL2        -2.00 dB
PL12      14.00 dB
PL2W      12.14226913 W
PL12W     0.30500001 W
SFO2       400.1514963 MHz
SI         32768
SF         100.6177980 MHz
WDW        EM
SSB         0
LB          1.00 Hz
GB          0
PC          1.40
  
```

Area Percent Report

Data Path : C:\msdchem\1\DATA\
Data File : sjb_77_155fp.D
Acq On : 17 Jul 2013 19:26
Operator : JMB
Sample : sjb_77_155fp
Misc :
ALS Vial : 70 Sample Multiplier: 1

Integration Parameters: autoint1.e
Integrator: ChemStation

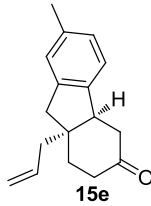
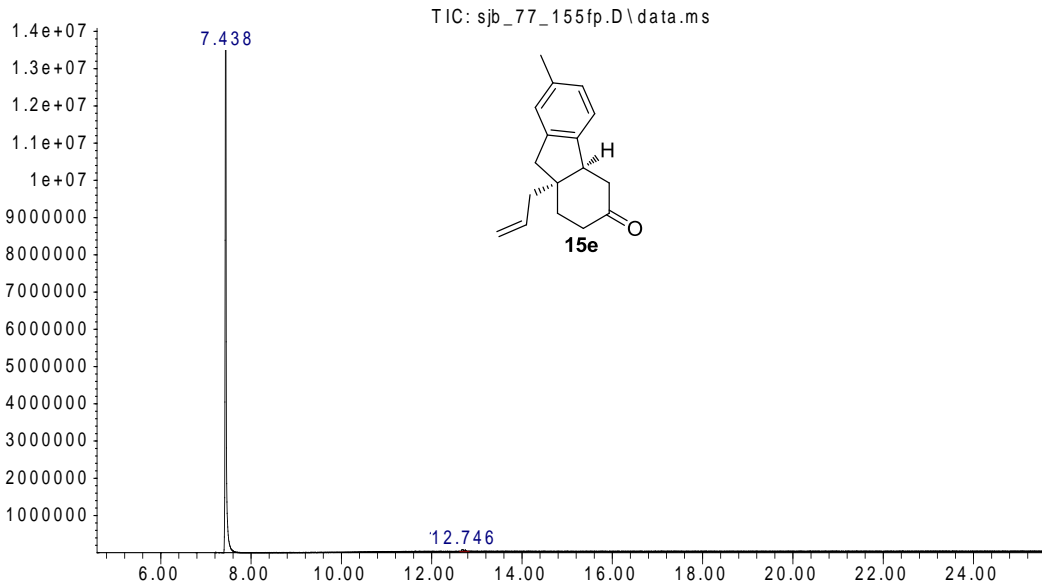
Method : C:\msdchem\1\5973N\PRECISION.M
Title :

Signal : TIC: sjb_77_155fp.D\data.ms

peak #	R.T. min	first scan	max scan	last scan	PK TY	peak height	corr. area	corr. % max.	% of total
1	7.438	485	499	557	PV	17547844	273377835	100.00%	99.173%
2	12.685	1406	1416	1423	BV 3	71876	1506033	0.55%	0.546%
3	12.746	1423	1427	1438	VV 6	38668	772660	0.28%	0.280%

Sum of corrected areas: 275656527

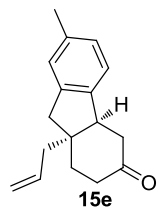
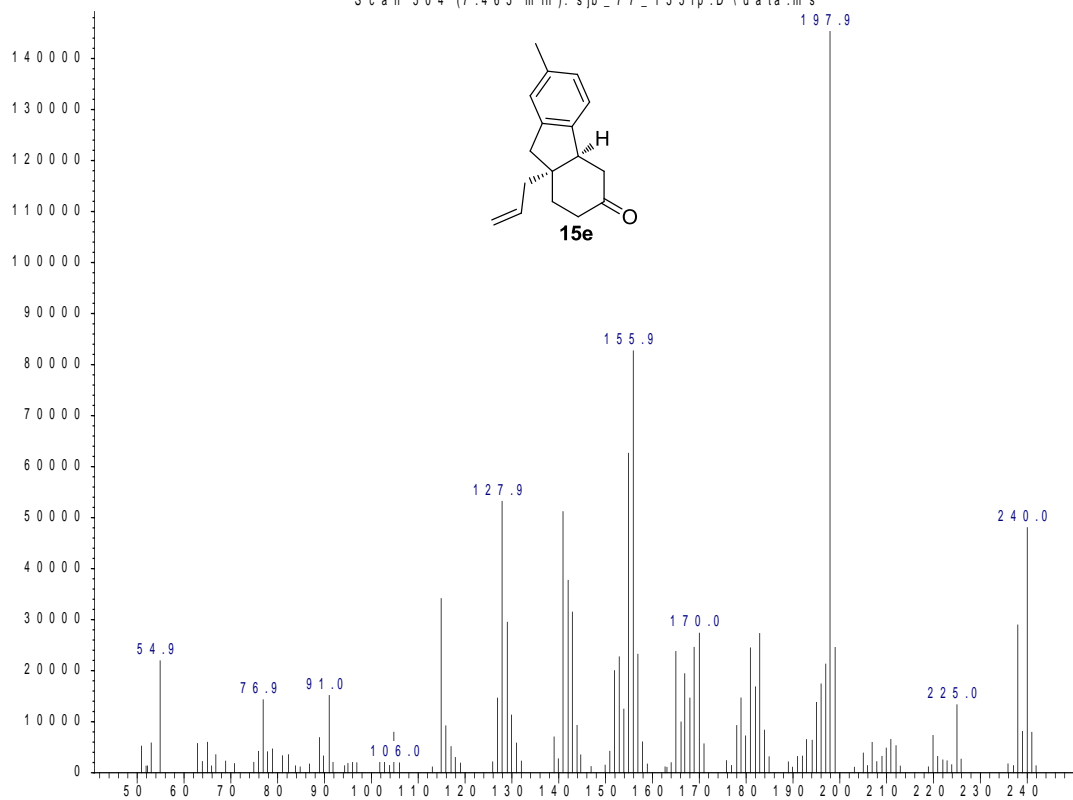
Abundance



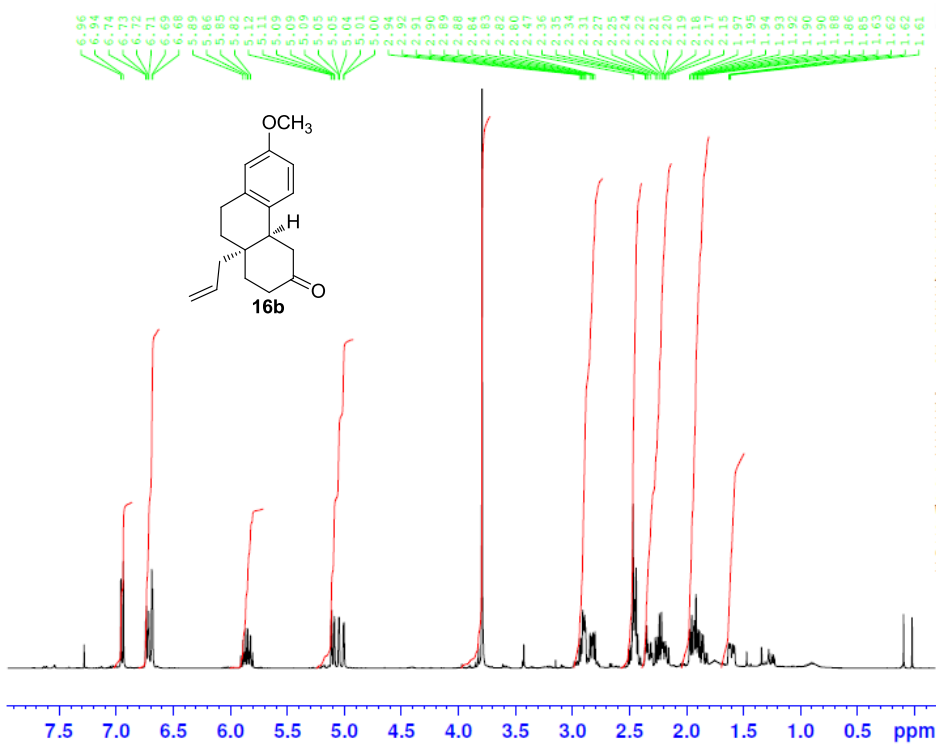
Time-->

Abundance

Scan 504 (7.465 min): sjb_77_155fp.D\data.ms



m/z-->

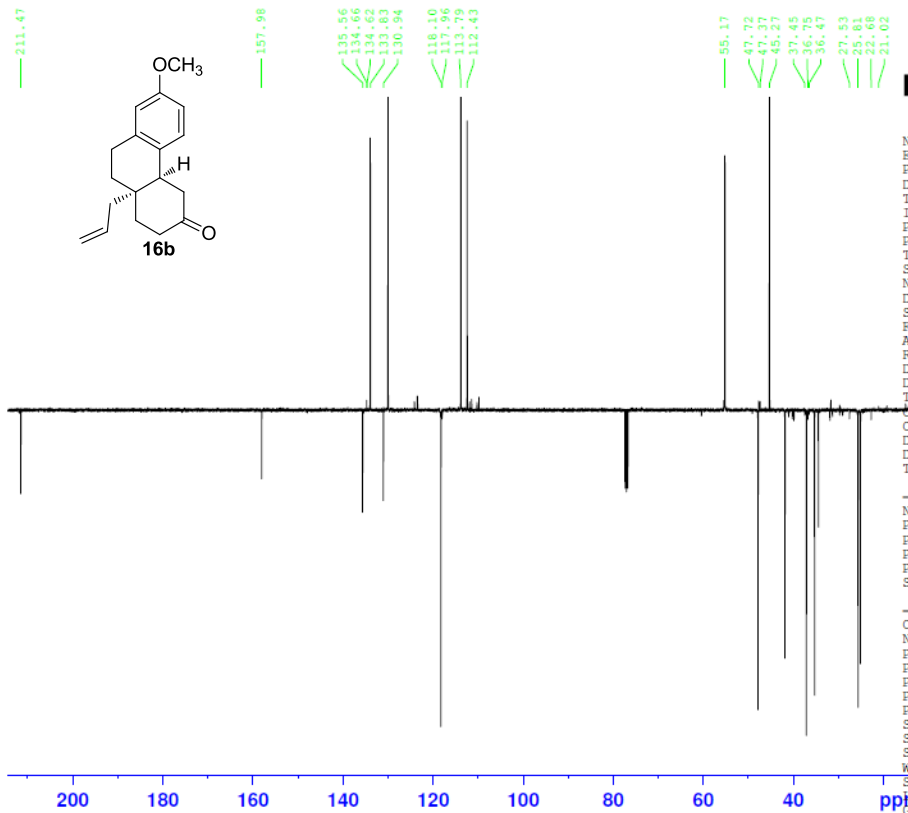


```

NAME      sjb_77_098fp take 2
EXPNO    1
PROCNO   1
Date_    20130805
Time     11.07
INSTRUM  spect
PROBHD   5 mm PABBO BB-
PULPROG  zg30
TD       65536
SOLVENT  CDCl3
NS       16
DS       2
SWH      8223.685 Hz
FIDRES   0.125483 Hz
AQ       3.9846387 sec
RG       50.8
DW       60.800 usec
DE       6.50 usec
TE       301.2 K
D1       1.0000000 sec
TDO      1
  
```

```

----- CHANNEL f1 -----
NUC1     1H
P1       12.50 usec
PL1      -2.00 dB
PL1W    12.14226913 W
SFO1    400.1524711 MHz
SI       32768
SF       400.1500000 MHz
WDW      EM
SSB      0
LB       0.30 Hz
GB       0
PC       1.00
  
```



```

NAME      sjb_77_098fp APT
EXPNO    1
PROCNO   1
Date_    20130605
Time     9.21
INSTRUM  spect
PROBHD   5 mm PABBO BB-
PULPROG  jmod
TD       65536
SOLVENT  CDCl3
NS       1024
DS       4
SWH      24038.461 Hz
FIDRES   0.366798 Hz
AQ       1.3631988 sec
RG       203
DW       20.800 usec
DE       6.50 usec
TE       301.2 K
D1       145.0000000 sec
D2       2.0000000 sec
D20      0.00689655 sec
TDO      1
  
```

```

----- CHANNEL f1 -----
NUC1     13C
P1       8.00 usec
P2       16.00 usec
PL1      -2.00 dB
PL1W    56.13311005 W
SFO1    100.6278593 MHz
  
```

```

----- CHANNEL f2 -----
CPDPRG2  waltz16
NUC2     1H
PCPD2    80.00 usec
PL2      -2.00 dB
PL12     14.00 dB
PL2W    12.14226913 W
PL12W   0.30500001 W
SFO2    400.1515253 MHz
SI       32768
SF       100.6177980 MHz
WDW      EM
SSB      0
LB       1.00 Hz
GB       0
PC       1.40
  
```

Area Percent Report

Data Path : C:\msdchem\1\DATA\
Data File : sjb_74_055fp.D
Acq On : 5 Jul 2012 11:31
Operator : sjb
Sample : sjb_74_055fp
Misc :
ALS Vial : 100 Sample Multiplier: 1

Integration Parameters: autoint1.e
Integrator: ChemStation

Method : C:\msdchem\1\METHODS\JMB2.m
Title :

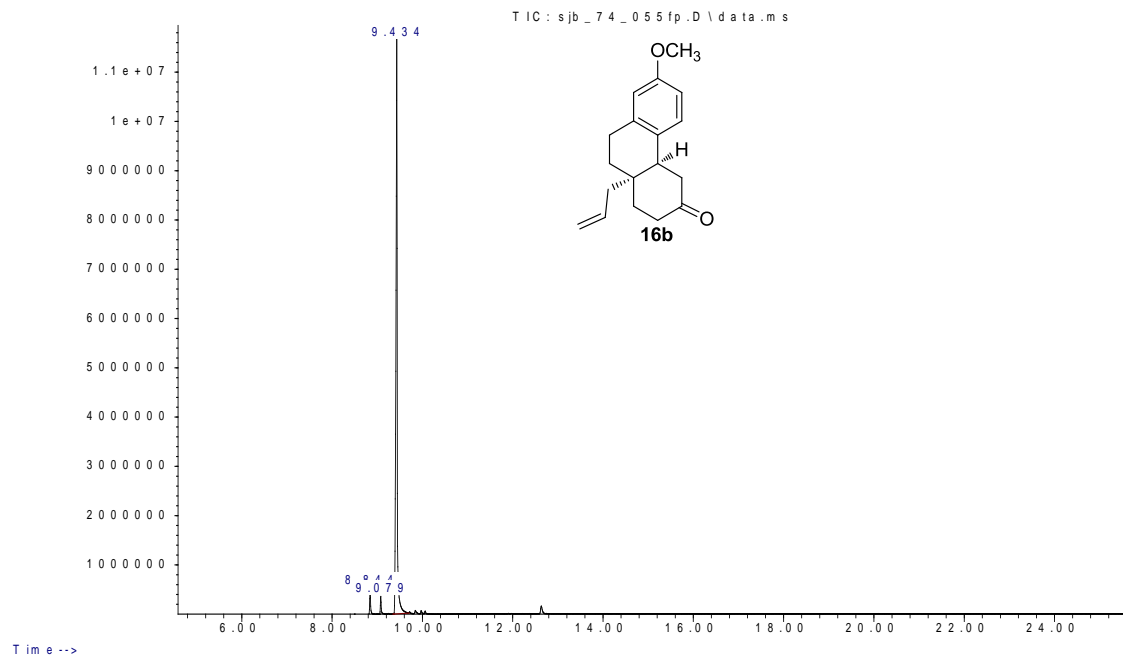
Signal : TIC: sjb_74_055fp.D\data.ms

peak #	R.T. min	first scan	max scan	last scan	PK TY	peak height	corr. area	corr. % max.	% of total
1	8.844	737	745	759	BB	519105	7434595	3.19%	3.034%
2	9.079	779	786	796	BV	347741	4764015	2.05%	1.944%
3	9.434	833	848	892	BV	11665755	232806835	100.00%	95.021%

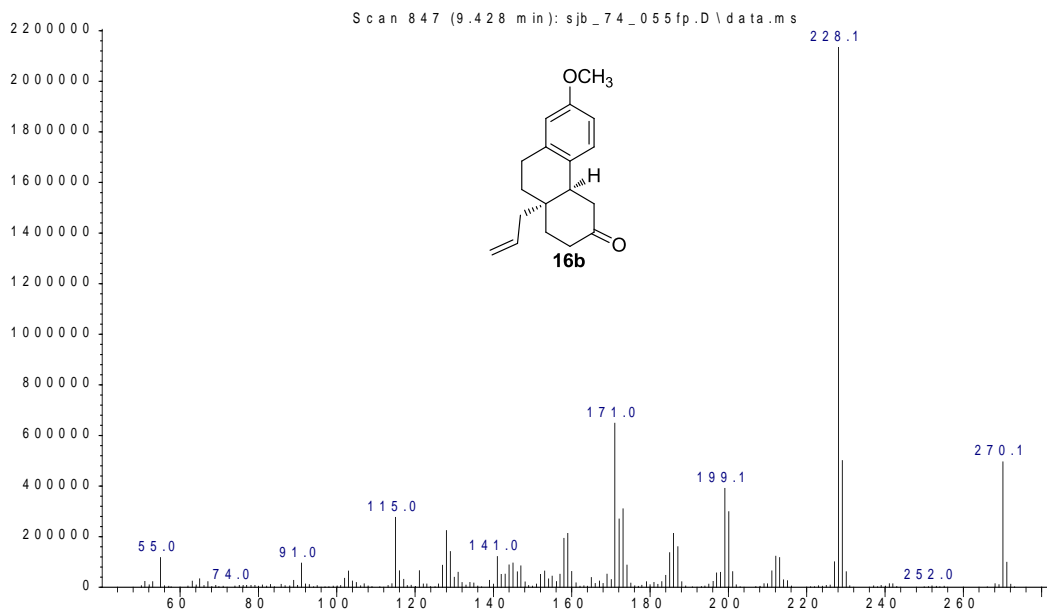
Sum of corrected areas: 245005445

JMB2.m Mon Nov 12 10:09:42 2012

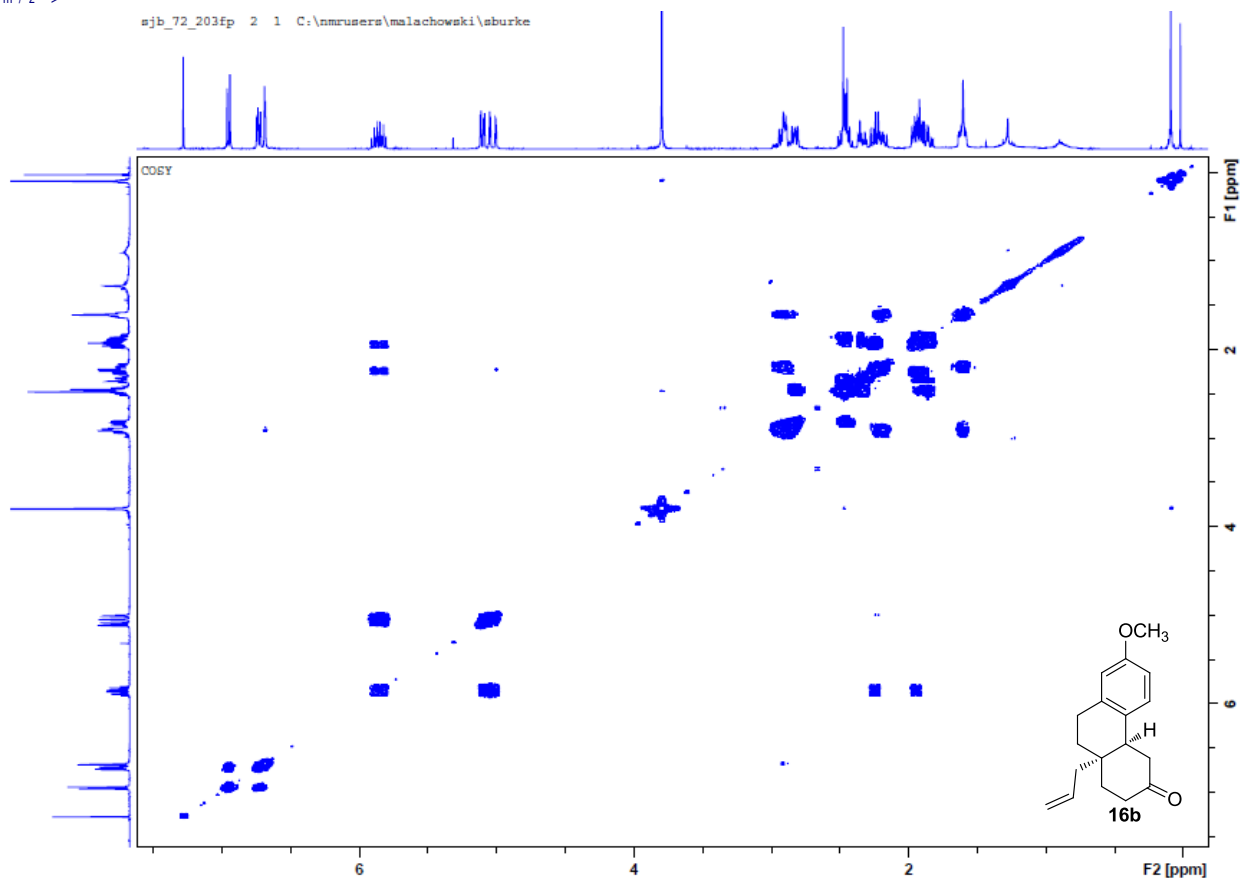
Abundance



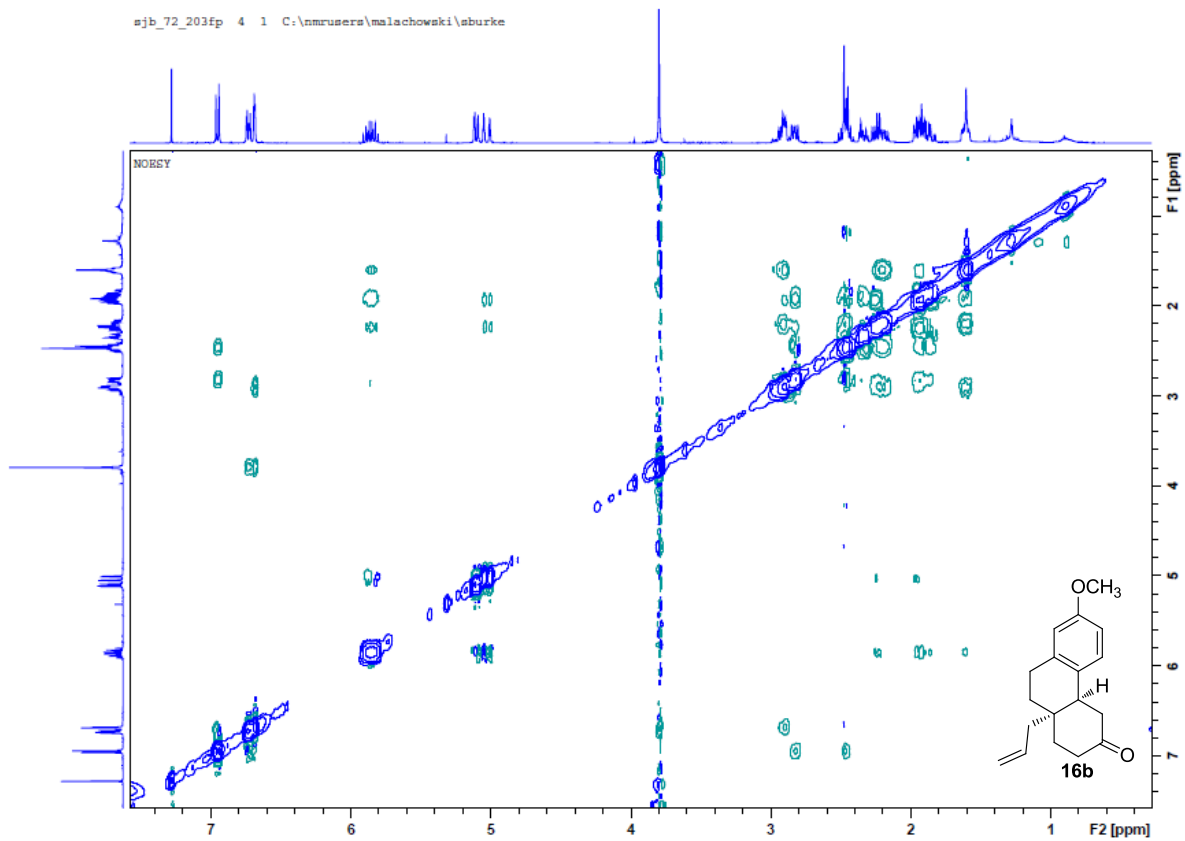
Abundance



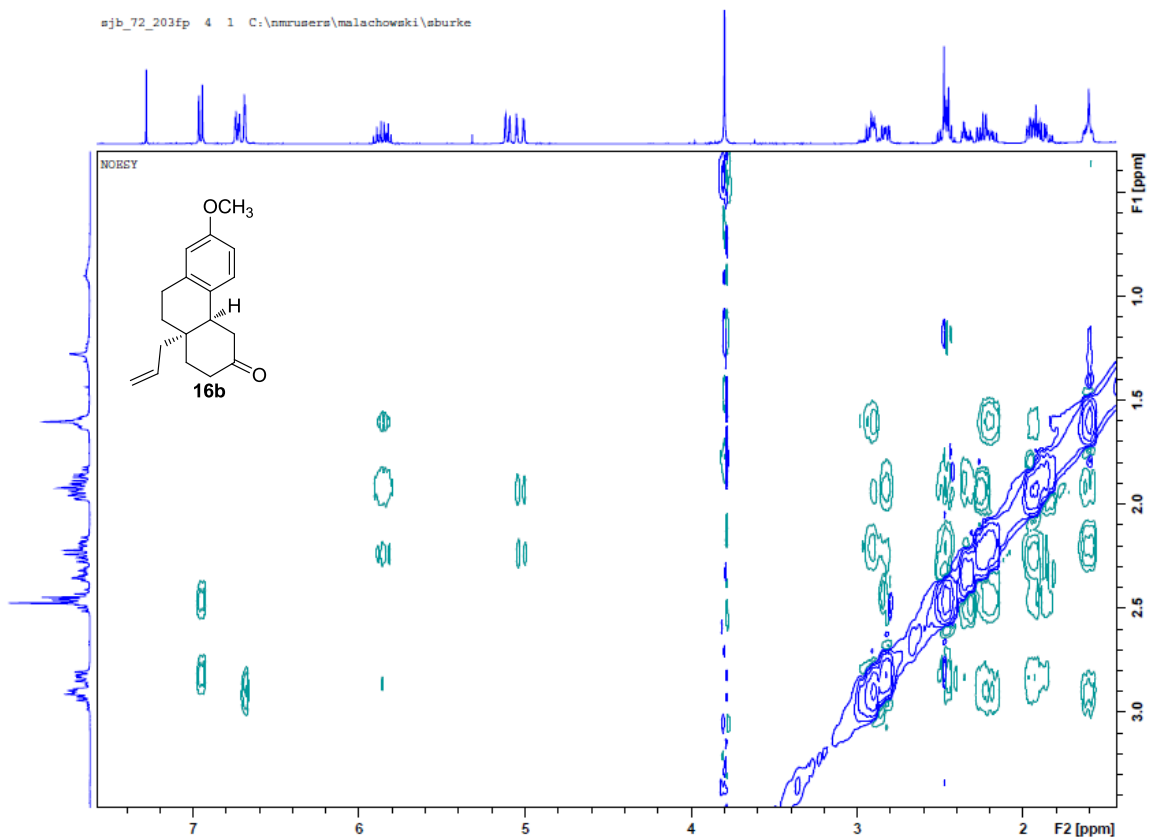
m/z-->

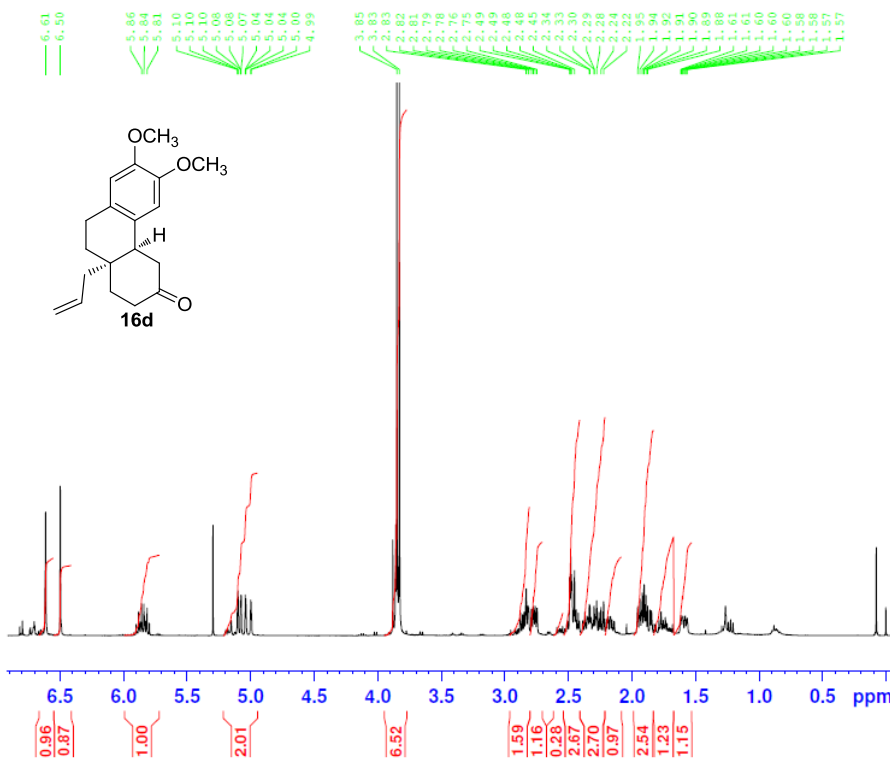


sjb_72_203fp 4 1 C:\nmrusers\malachowski\aburke



sjb_72_203fp 4 1 C:\nmrusers\malachowski\aburke



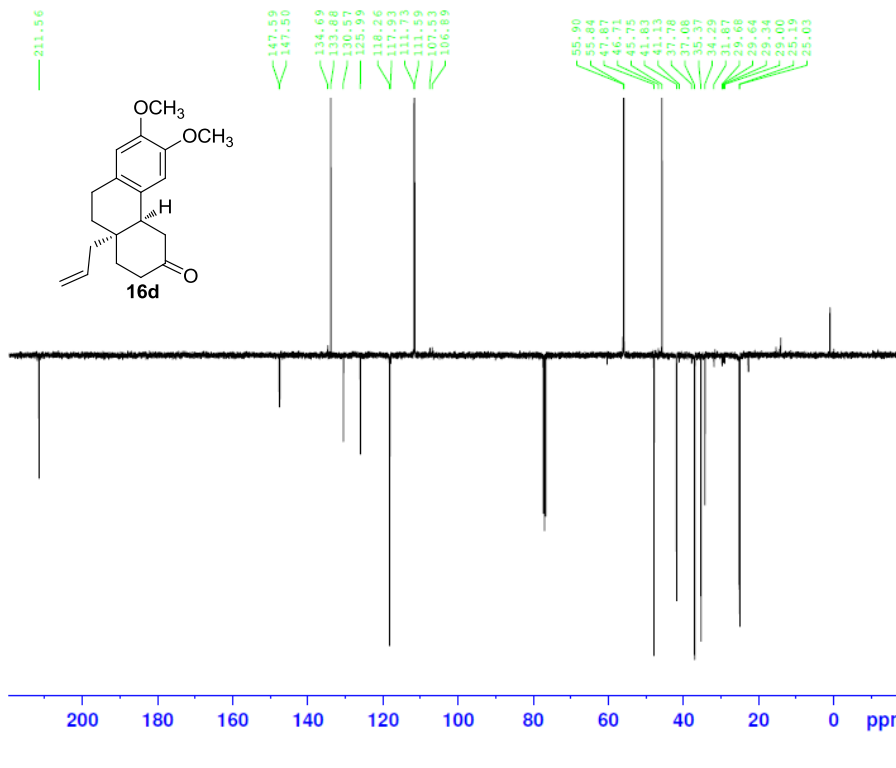


```

NAME      sjb_72_198fp
EXPNO    1
PROCNO   1
Date_    20120503
Time     11.39
INSTRUM  spect
PROBHD   5 mm PABBO BB-
PULPROG  zg30
TD       65536
SOLVENT  CDCl3
NS       16
DS       2
SWH      8223.685 Hz
FIDRES   0.125483 Hz
AQ       3.9846387 sec
RG       40.3
DW       60.800 usec
DE       6.50 usec
TE       301.2 K
D1       1.00000000 sec
TDO     1
  
```

```

===== CHANNEL f1 =====
NUC1     1H
P1       12.50 usec
PL1     -2.00 dB
PL1W    12.14226913 W
SFO1    400.1524711 MHz
SI       32768
SF      400.1500000 MHz
WDW      EM
SSB      0
LB       0.30 Hz
GB       0
PC       1.00
  
```



```

NAME      sjb_77_005fp APT
EXPNO    1
PROCNO   1
Date_    20121210
Time     9.30
INSTRUM  spect
PROBHD   5 mm PABBO BB-
PULPROG  jmod
TD       65536
SOLVENT  CDCl3
NS       1024
DS       4
SWH      24038.461 Hz
FIDRES   0.366798 Hz
AQ       1.3631988 sec
RG       203
DW       20.800 usec
DE       6.50 usec
TE       301.2 K
CNST2   145.0000000
CNST11  1.0000000
D1       2.00000000 sec
D20     0.00689655 sec
TDO     1
  
```

```

===== CHANNEL f1 =====
NUC1     13C
P1       8.00 usec
P2       16.00 usec
PL1     -2.00 dB
PL1W    56.13311005 W
SFO1    100.6278593 MHz

===== CHANNEL f2 =====
CPDPRG2  waltz16
NUC2     1H
PCPD2   80.00 usec
PL2     -2.00 dB
PL12    14.00 dB
PL2W    12.14226913 W
PL12W   0.30500001 W
SFO2    400.1514495 MHz
SI       32768
SF      100.6177980 MHz
WDW      EM
SSB      0
LB       1.00 Hz
GB       0
PC       1.40
  
```


Area Percent Report

Data Path : C:\msdchem\1\DATA\
 Data File : sjb_72_198fp.D
 Acq On : 3 May 2012 11:59
 Operator : sjb
 Sample : sjb_72_198fp
 Misc :
 ALS Vial : 55 Sample Multiplier: 1

Integration Parameters: autoint1.e
 Integrator: ChemStation

Method : C:\msdchem\1\METHODS\JMB2.m
 Title :

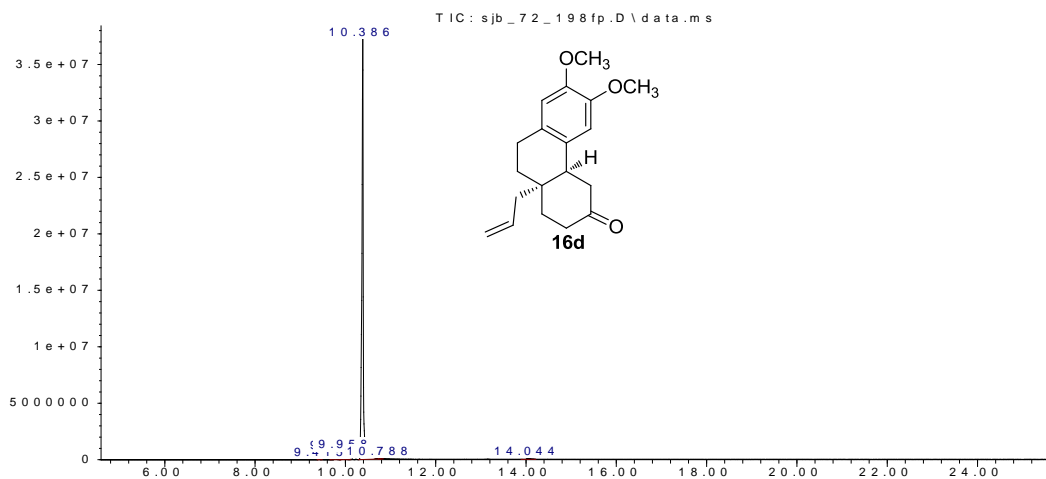
Signal : TIC: sjb_72_198fp.D\data.ms

peak #	R.T. min	first scan	max scan	last scan	PK TY	peak height	corr. area	corr. % max.	% of total
1	9.415	838	845	854	PV 3	35843	523833	0.06%	0.060%
2	9.771	888	907	926	PV	639609	9434624	1.12%	1.081%
3	9.958	926	940	964	VV 3	682972	12270772	1.45%	1.406%
4	10.386	999	1015	1076	PV	37735401	845131612	100.00%	96.870%
5	10.748	1076	1078	1083	VV 5	44991	946871	0.11%	0.109%
6	10.788	1083	1085	1090	VV 5	27602	321745	0.04%	0.037%
7	14.044	1628	1654	1680	VV 5	82632	3807415	0.45%	0.436%

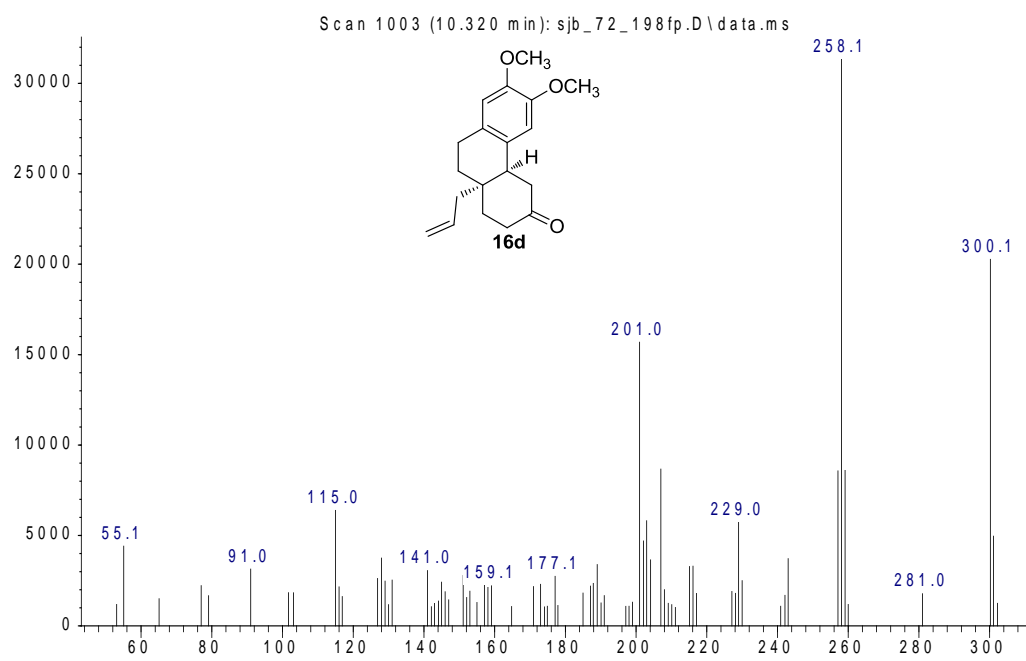
Sum of corrected areas: 872436873

JMB2.m Thu Nov 08 10:05:52 2012

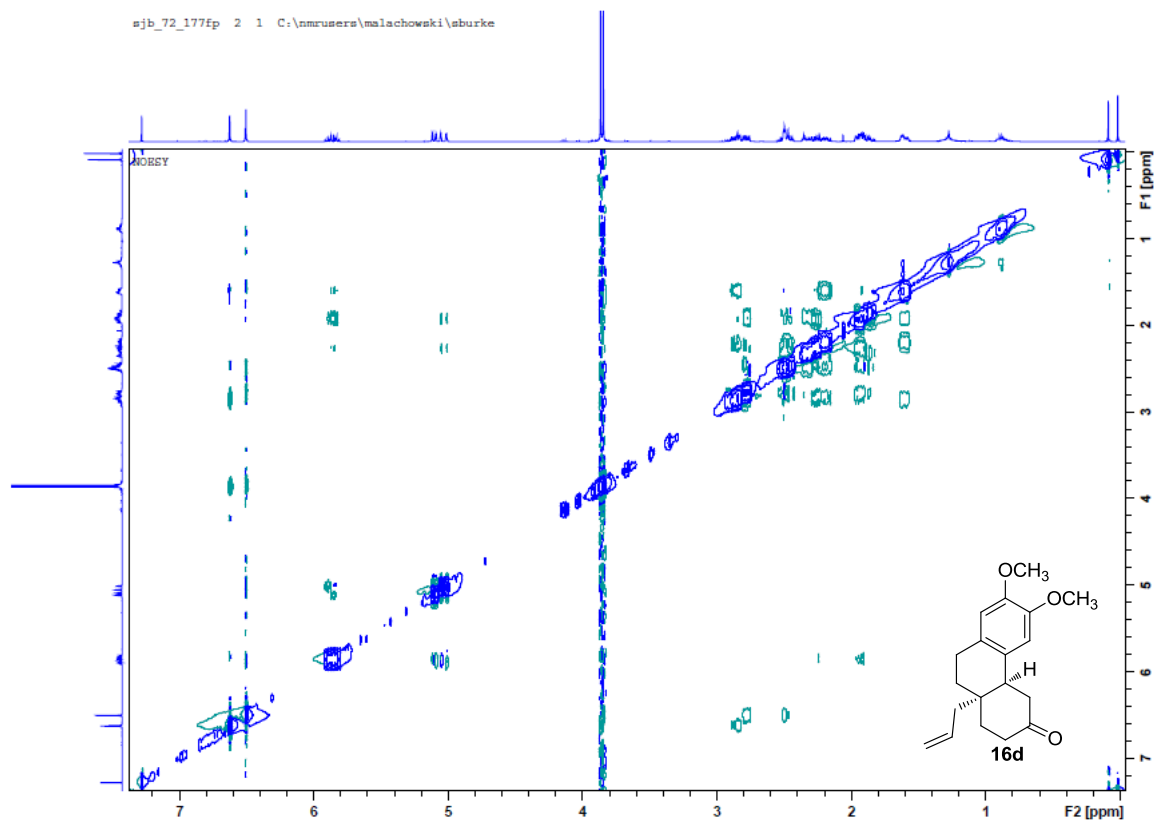
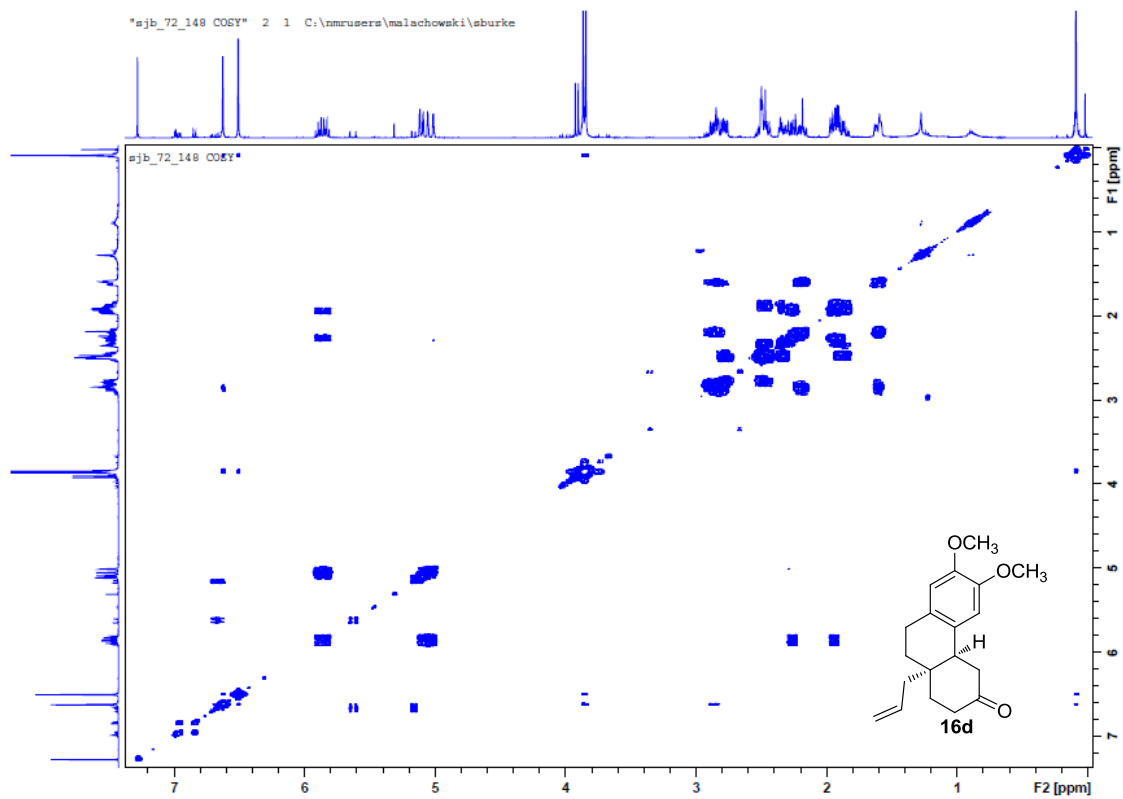
Abundance

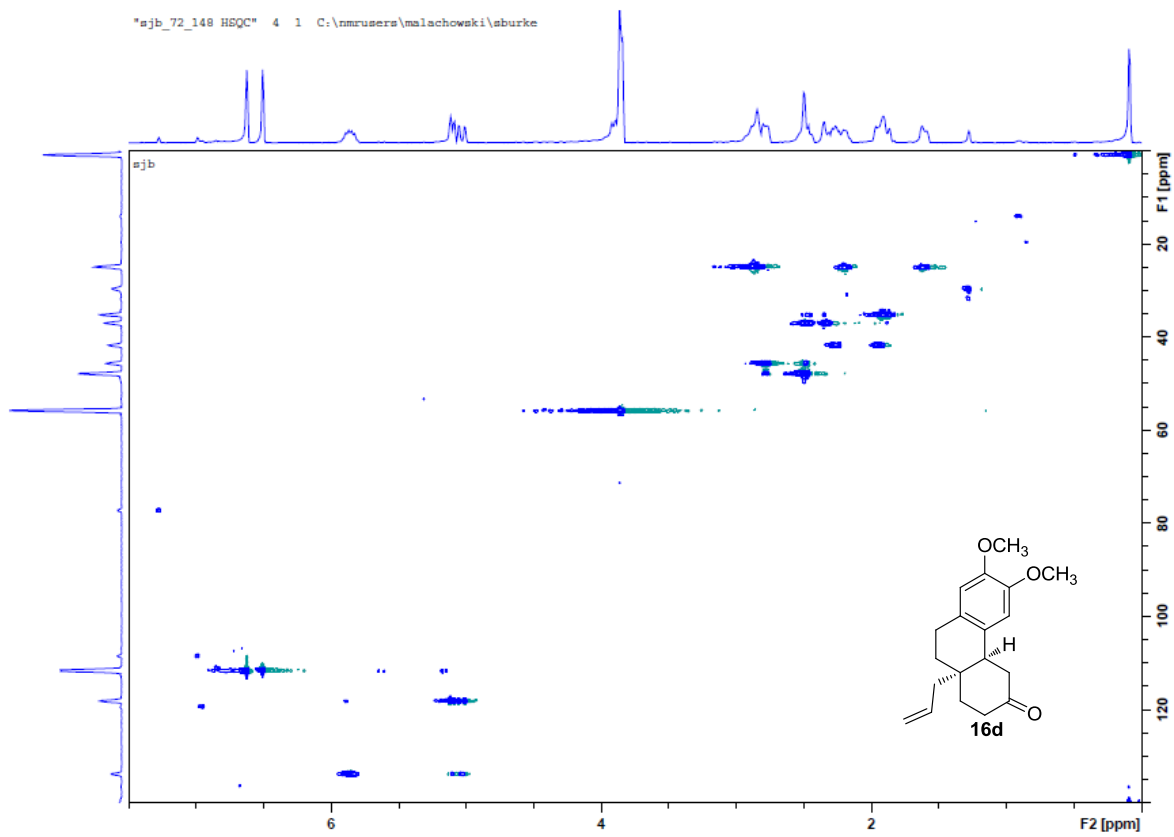
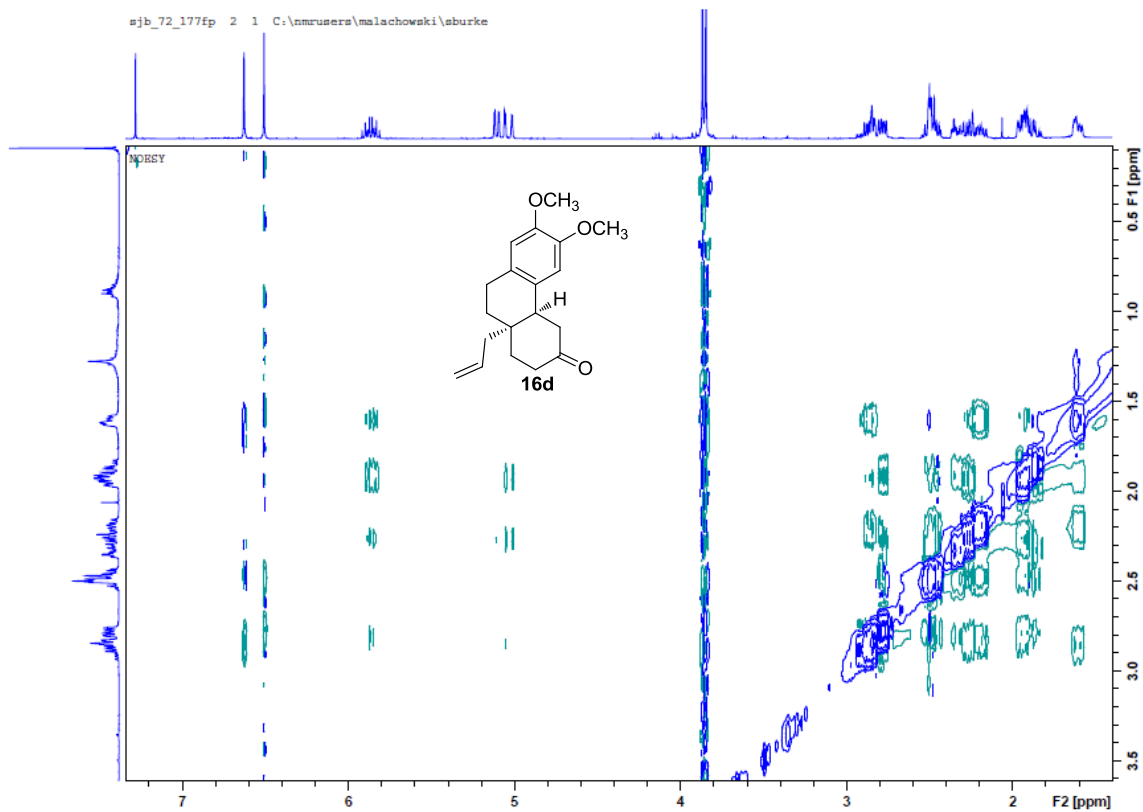


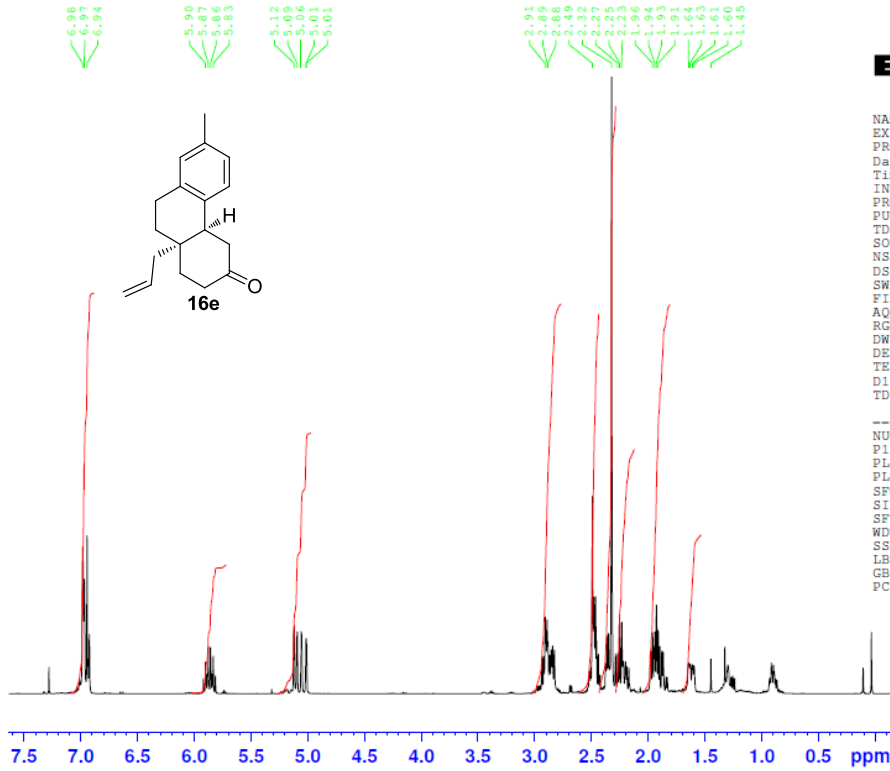
Abundance



m/z-->





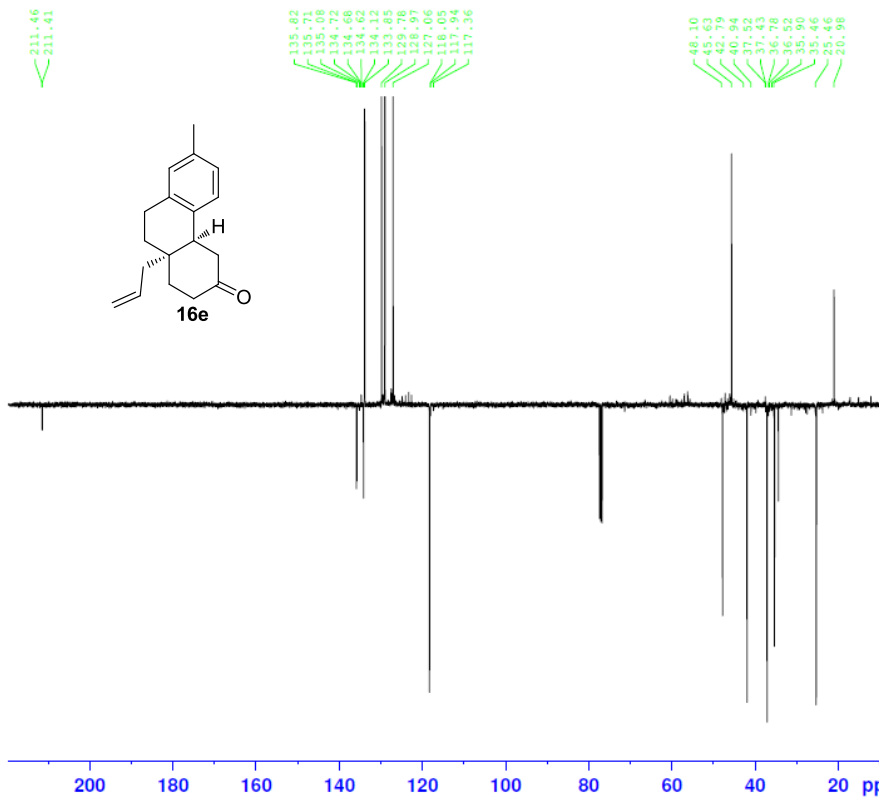


```

NAME      sjb_77_045 fr10
EXPNO     1
PROCNO    1
Date_     20130125
Time      14.10
INSTRUM   spect
PROBHD    5 mm PABBO BB-
PULPROG   zg30
TD         65536
SOLVENT   CDCl3
NS         16
DS         2
SWH        8223.695 Hz
FIDRES     0.125483 Hz
AQ         3.9846387 sec
RG         50.8
DW         60.800 usec
DE         6.50 usec
TE         304.9 K
D1         1.00000000 sec
TDO        1
  
```

```

----- CHANNEL f1 -----
NUC1      1H
P1         12.50 usec
PL1        -2.00 dB
PL1W      12.14226913 W
SFO1      400.1524711 MHz
SI         32768
SF         400.1500000 MHz
WDW        EM
SSB        0
LB         0.30 Hz
GB         0
PC         1.00
  
```



```

NAME      sjb_77_035APT
EXPNO     1
PROCNO    1
Date_     20130118
Time      13.23
INSTRUM   spect
PROBHD    5 mm PABBO BB-
PULPROG   jmod
TD         65536
SOLVENT   CDCl3
NS         1024
DS         4
SWH        24038.461 Hz
FIDRES     0.366798 Hz
AQ         1.3631988 sec
RG         203
DW         20.800 usec
DE         6.50 usec
TE         304.6 K
SFO2      145.0000000 MHz
CNST11    1.0000000
D1         2.00000000 sec
D20        0.00689655 sec
TDO        1
  
```

```

----- CHANNEL f1 -----
NUC1      13C
P1         8.00 usec
P2         16.00 usec
PL1        -2.00 dB
PL1W      56.13311005 W
SFO1      100.6278593 MHz

----- CHANNEL f2 -----
CPDPRG2   waltz16
NUC2      1H
PCPD2     80.00 usec
PL2        -2.00 dB
PL12      14.00 dB
PL2W      12.14226913 W
PL12W     0.30500001 W
SFO2      400.1514921 MHz
SI         32768
SF         100.6177980 MHz
WDW        EM
SSB        0
GB         1.00 Hz
PC         1.40
  
```

Area Percent Report

Data Path : C:\msdchem\1\DATA\
Data File : sjb_77_035fp.D
Acq On : 17 Jan 2013 9:18
Operator : sjb
Sample : sjb_77_035fp
Misc :
ALS Vial : 15 Sample Multiplier: 1

Integration Parameters: autoint1.e
Integrator: ChemStation

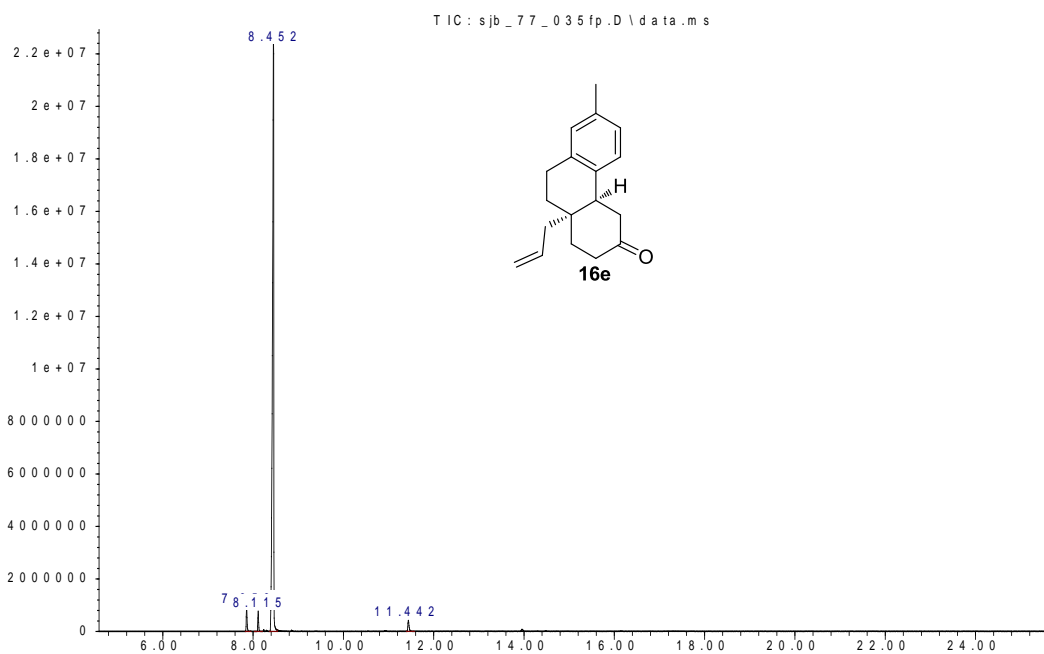
Method : C:\msdchem\1\5973N\PRECISION.M
Title :

Signal : TIC: sjb_77_035fp.D\data.ms

peak #	R.T. min	first scan	max scan	last scan	PK TY	peak height	corr. area	corr. % max.	% of total
1	7.859	567	573	586	BV	921047	12330088	2.82%	2.645%
2	8.115	602	618	630	BV 2	742118	9405778	2.15%	2.017%
3	8.452	662	677	691	VV	22818856	436485499	100.00%	93.619%
4	11.442	1191	1199	1218	PV 3	413116	8016772	1.84%	1.719%

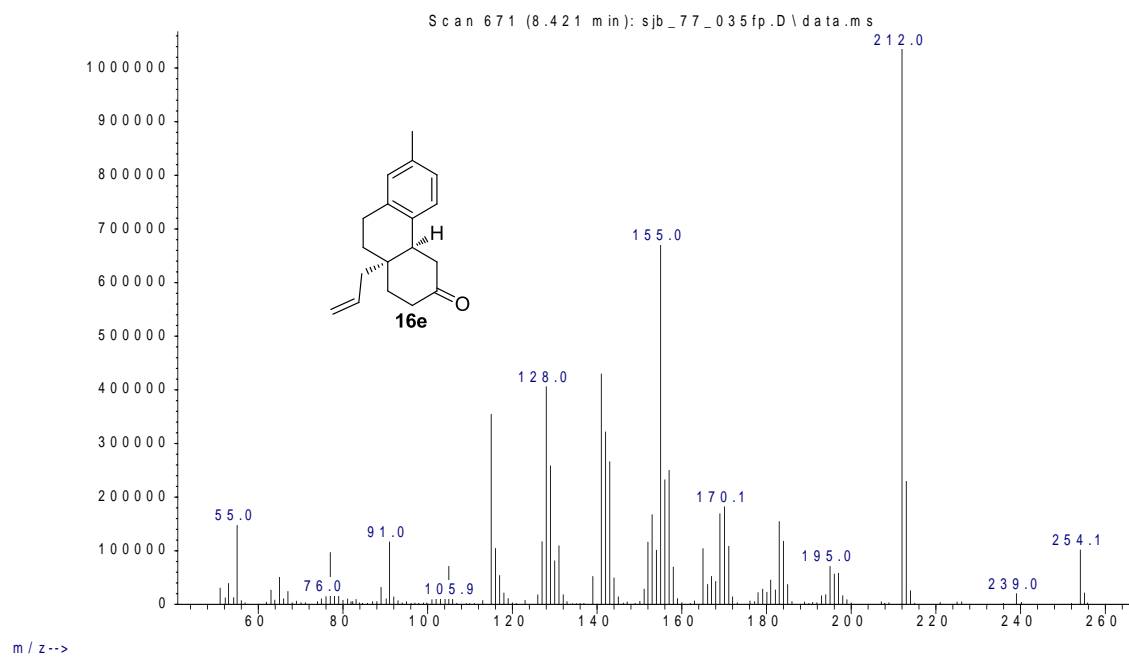
Sum of corrected areas: 466238136

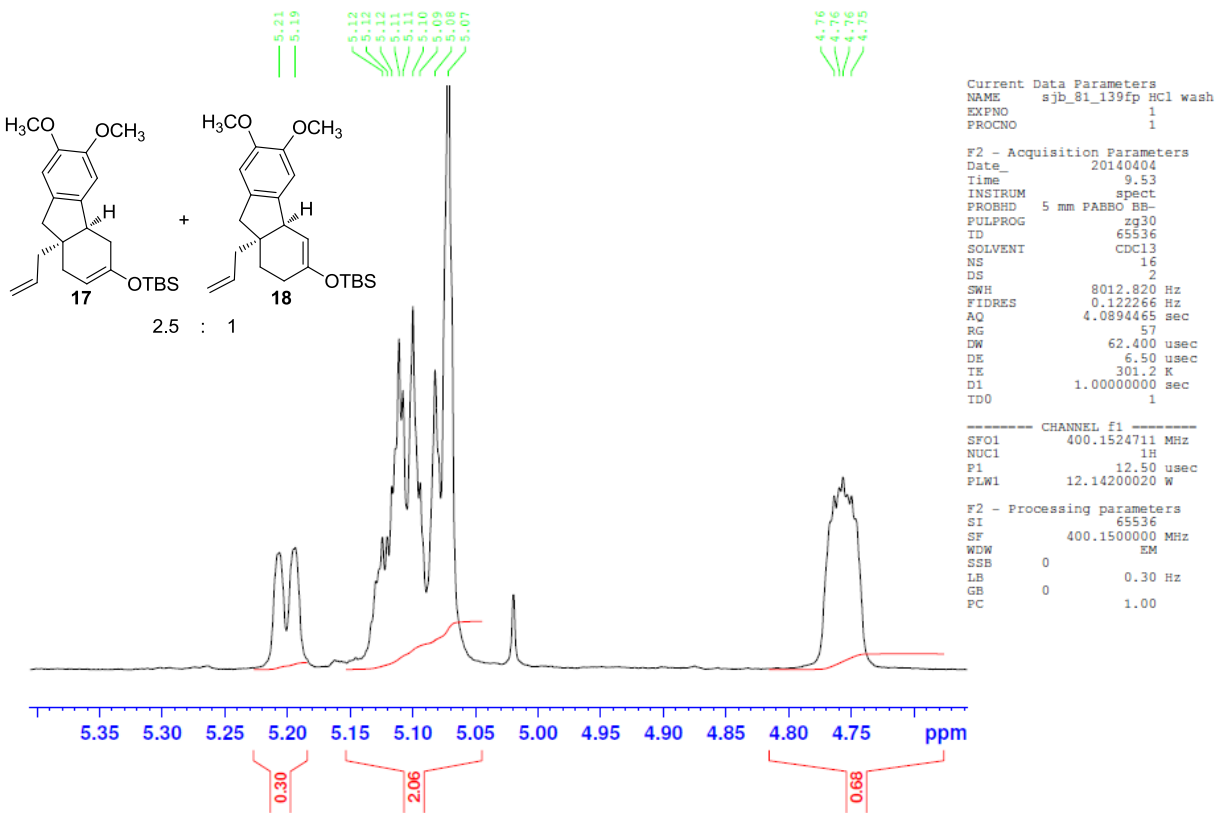
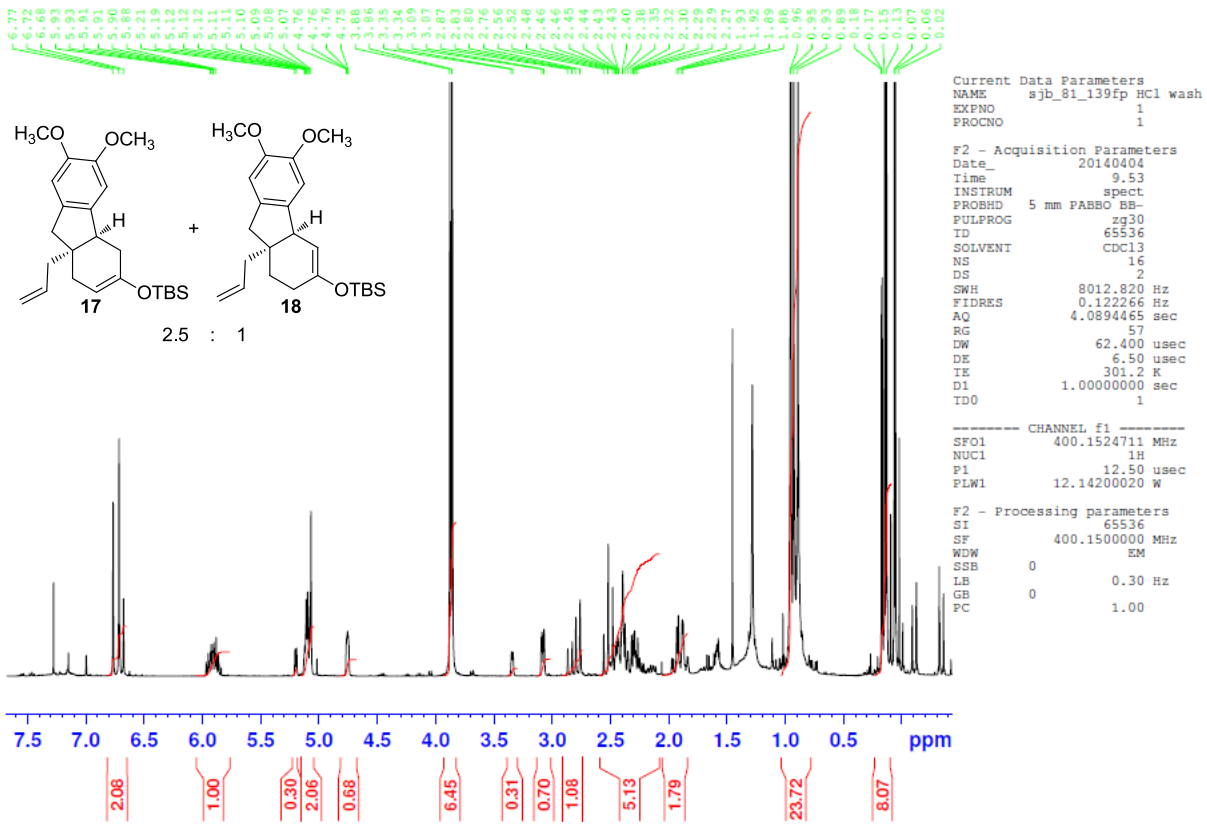
Abundance

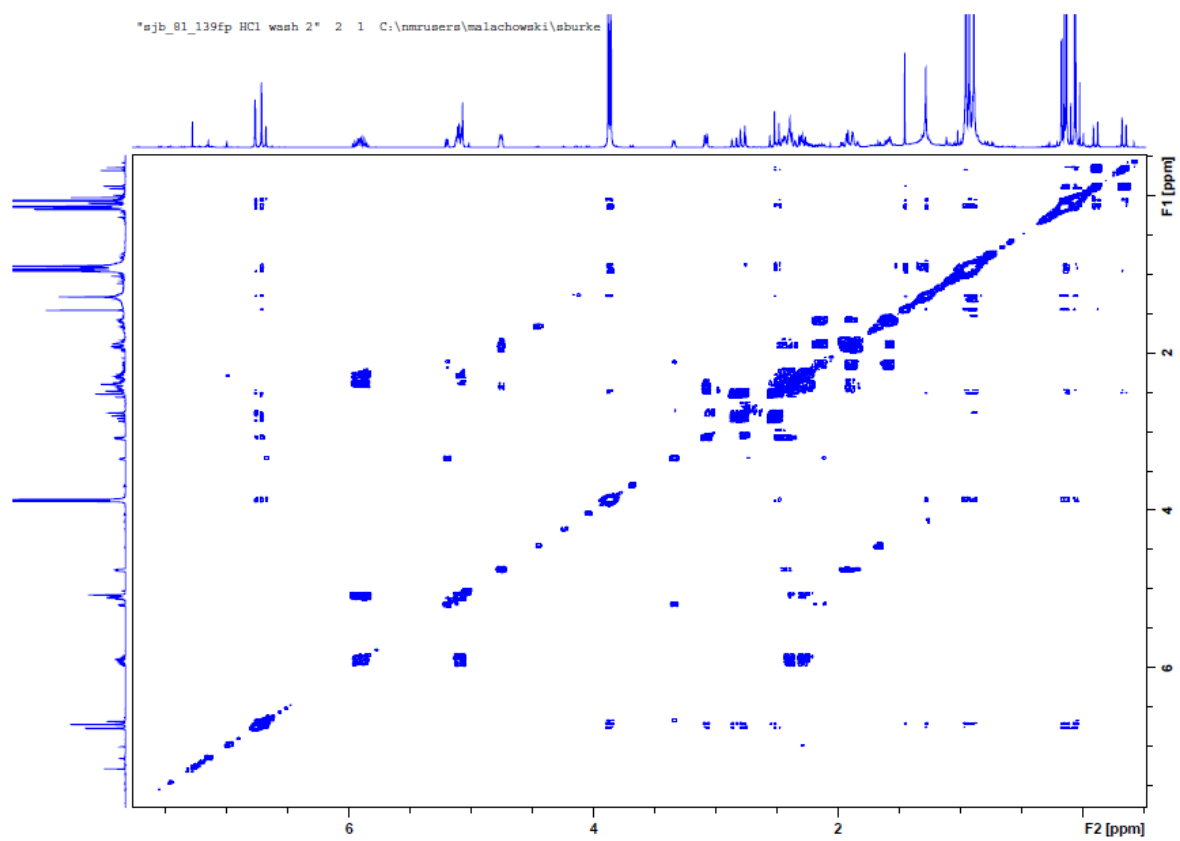
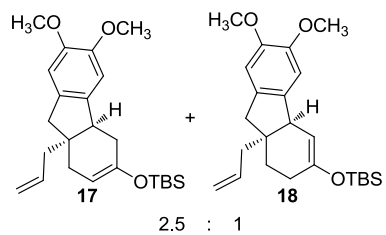


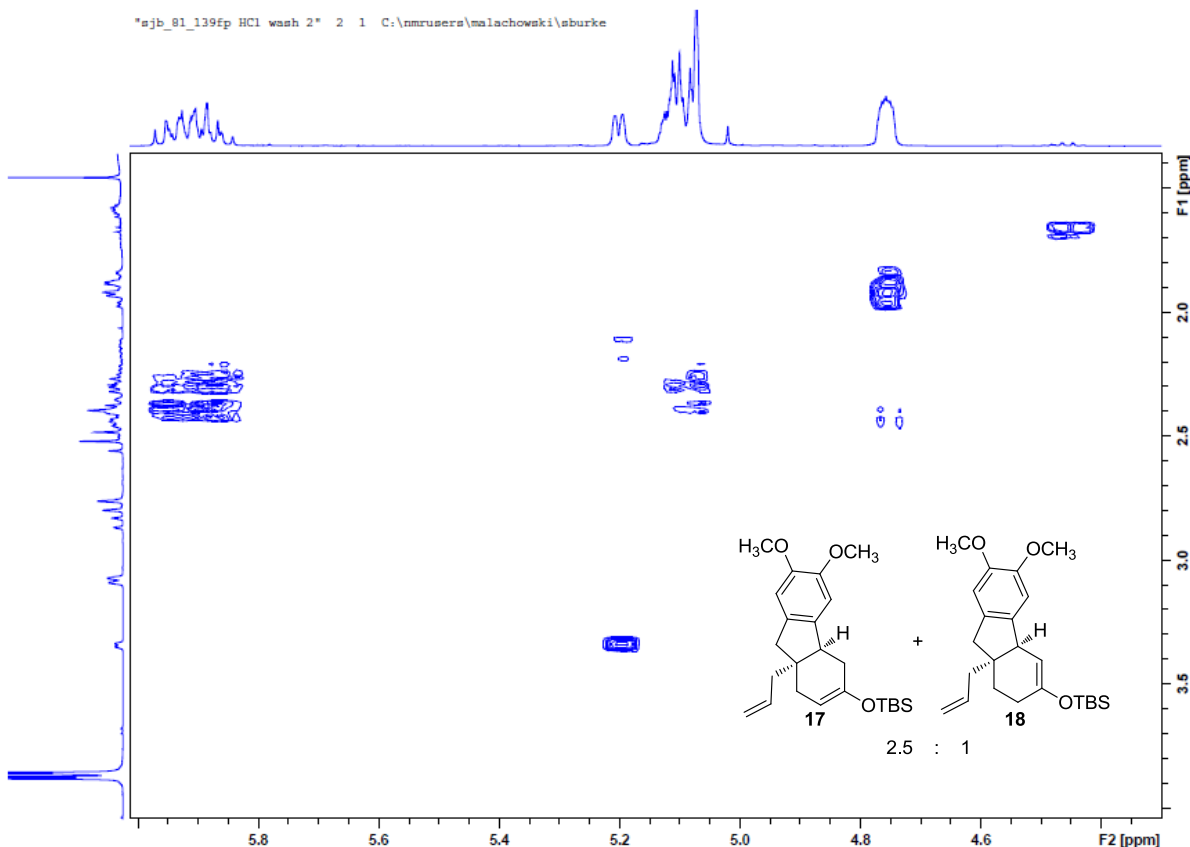
Time -->

Abundance









Area Percent Report

Data Path : C:\msdchem\1\DATA\
 Data File : sjb_81_139fp.D
 Acq On : 4 Apr 2014 10:33
 Operator : sjb
 Sample : sjb_81_139fp
 Misc :
 ALS Vial : 100 Sample Multiplier: 1

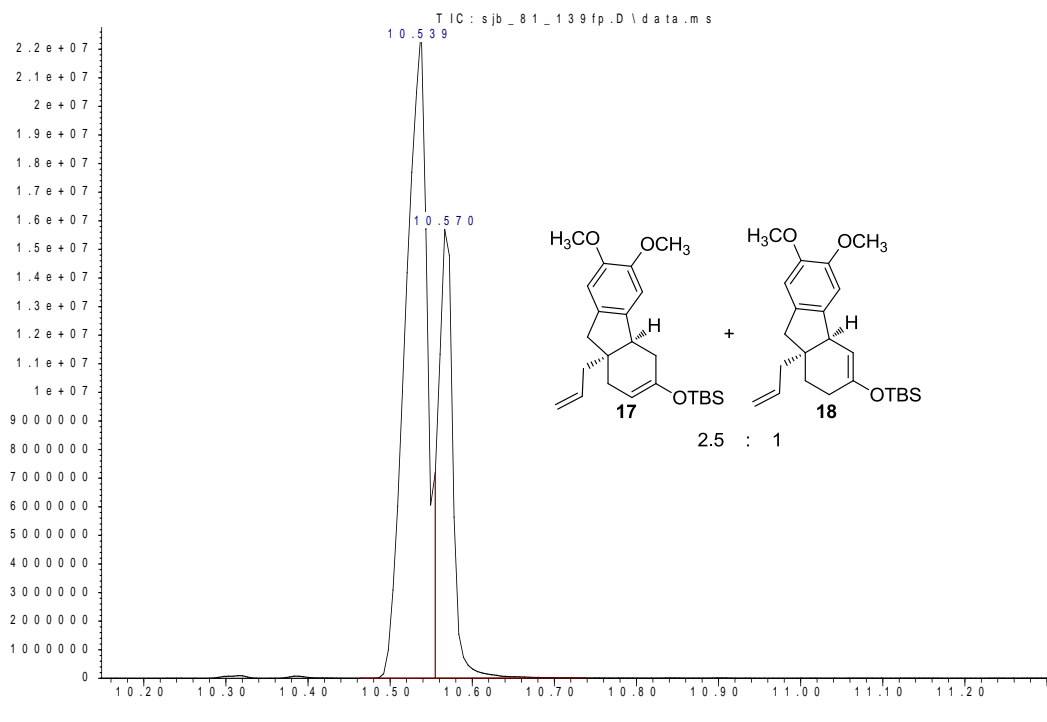
Integration Parameters: autoint1.e
 Integrator: ChemStation

Method : C:\msdchem\1\METHODS\ckr3.m
 Title :

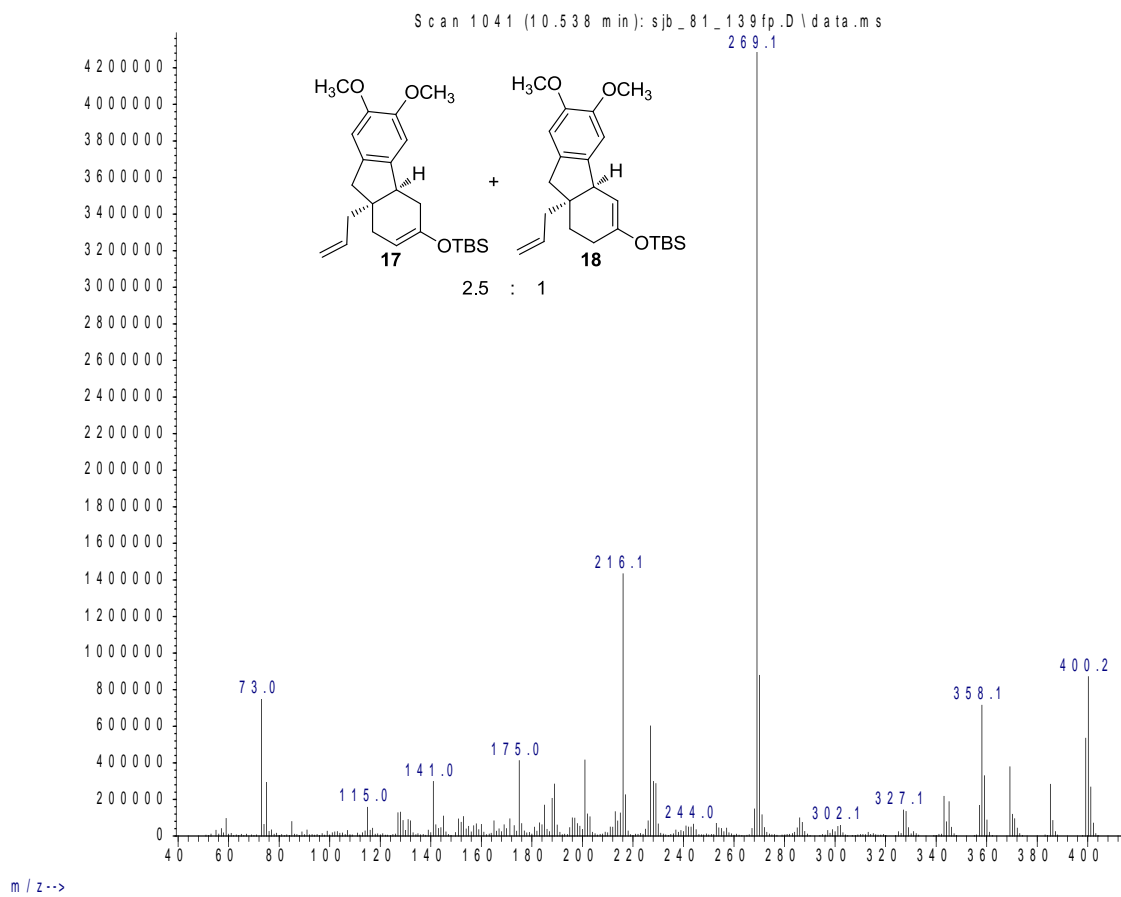
Signal : TIC: sjb_81_139fp.D\data.ms

peak #	R.T. min	first scan	max scan	last scan	PK TY	peak height	corr. area	corr. % max.	% of total
1	8.833	737	743	748	BV	449693	5482203	1.36%	0.899%
2	10.539	1028	1041	1044	BV	22326971	404324493	100.00%	66.320%
3	10.570	1044	1047	1076	VB	15532325	199850556	49.43%	32.781%

Abundance

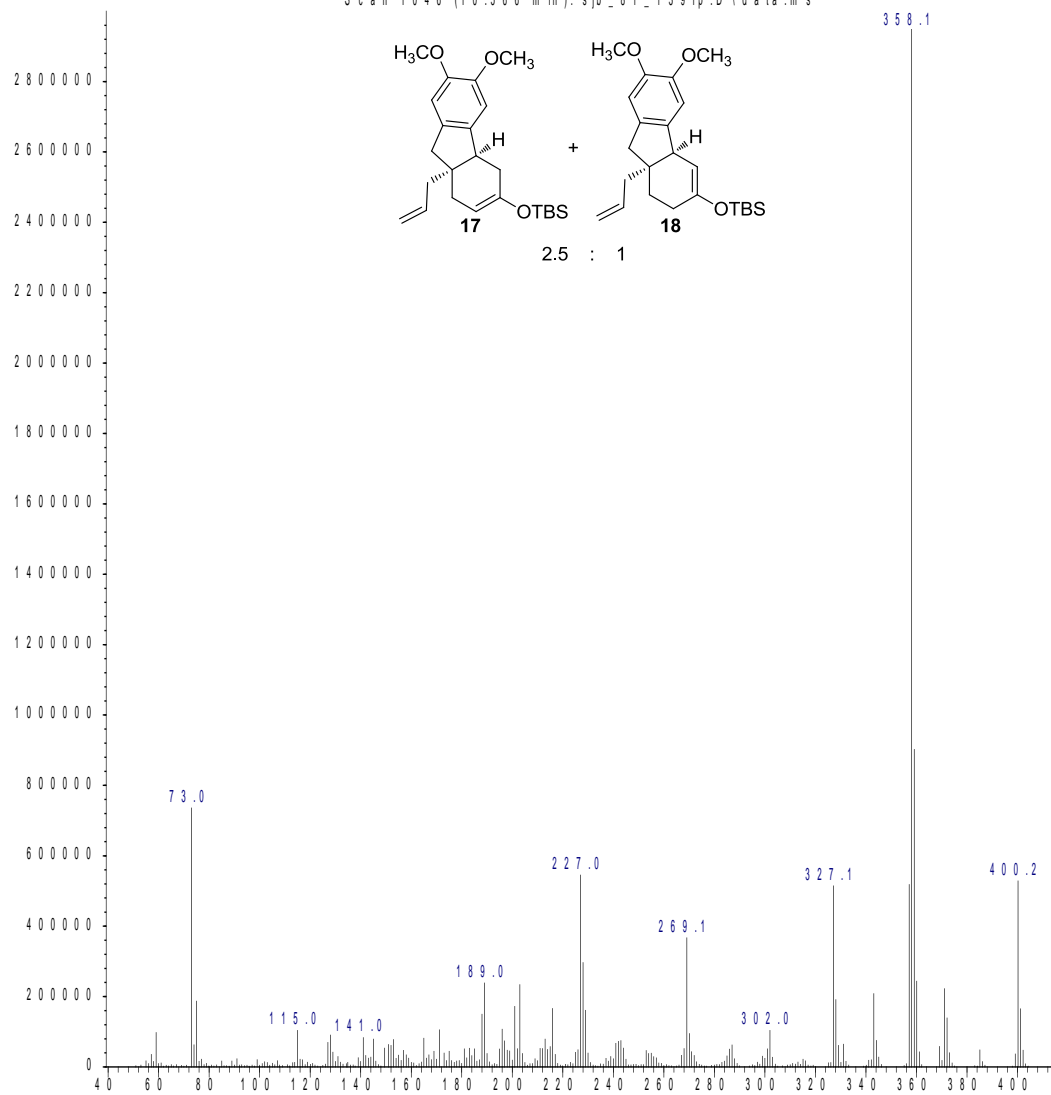


Abundance

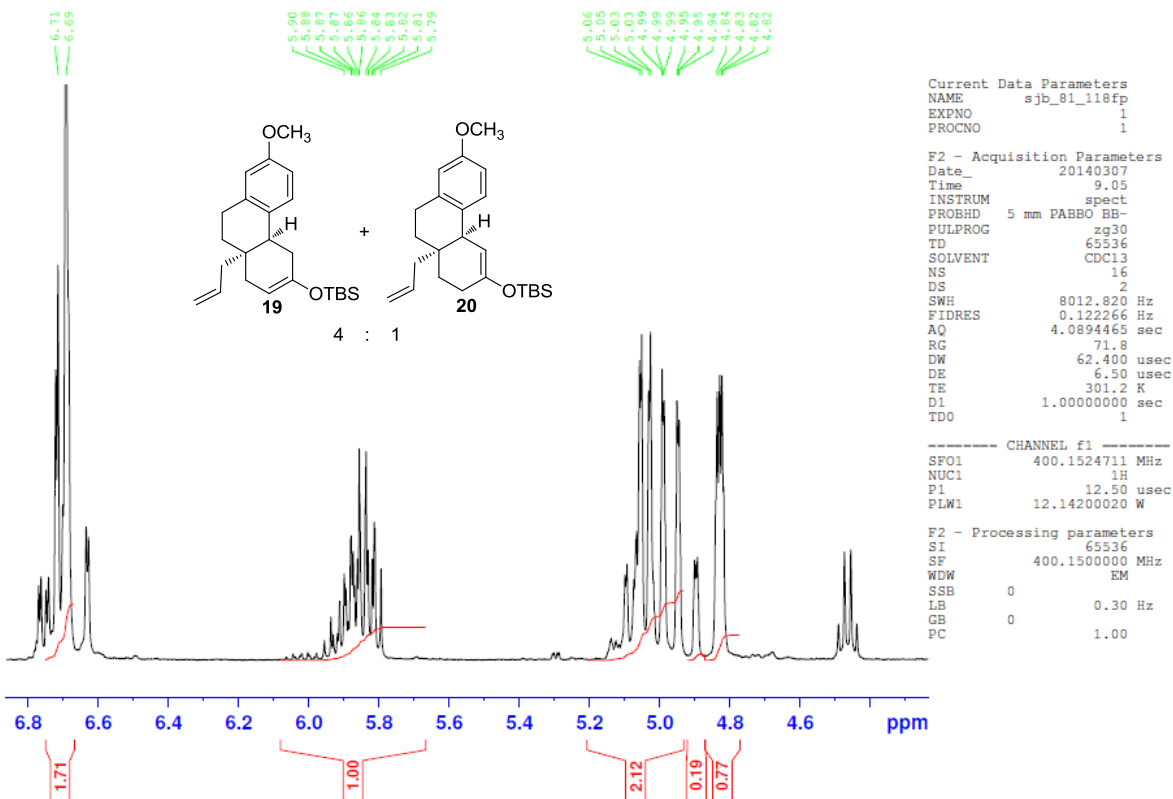
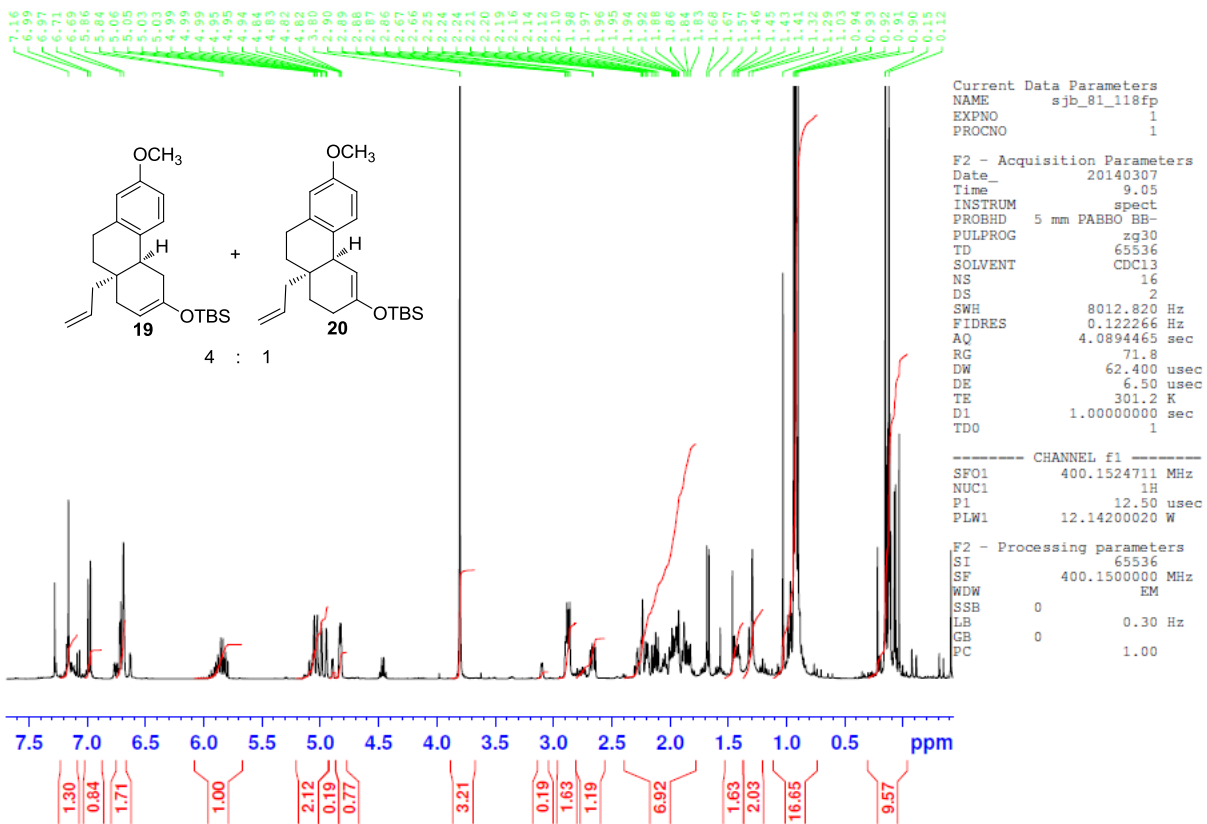


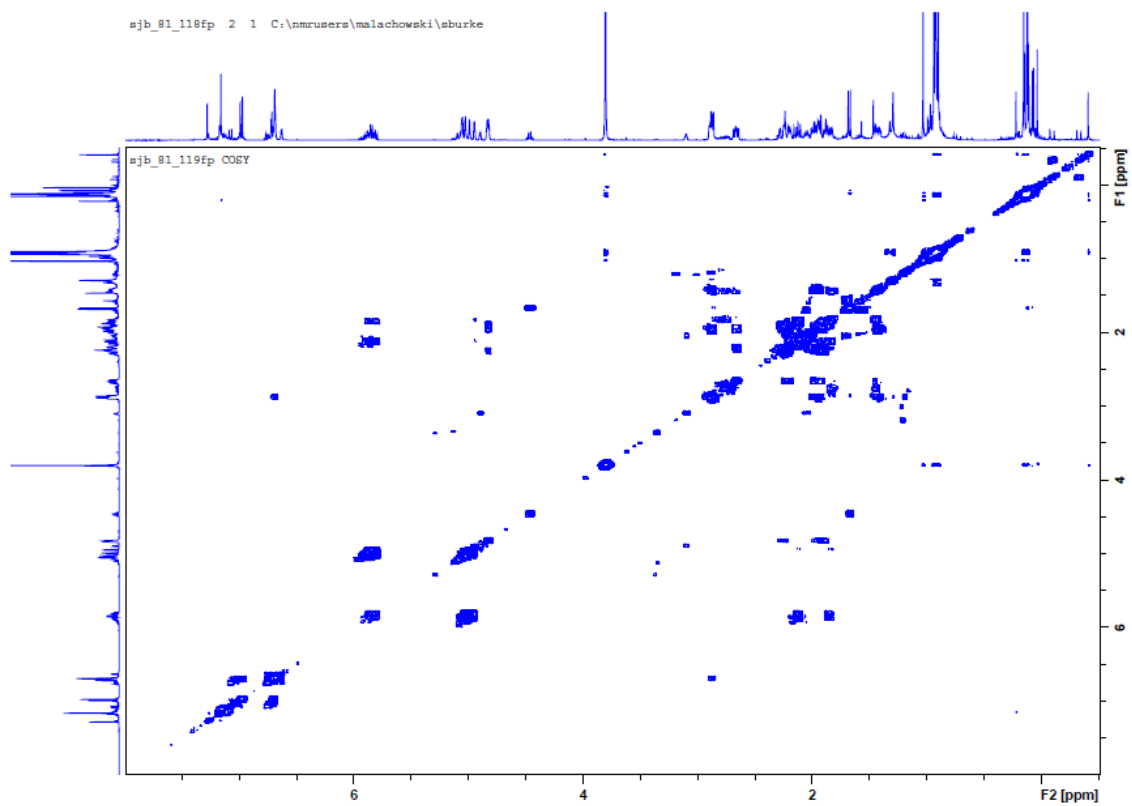
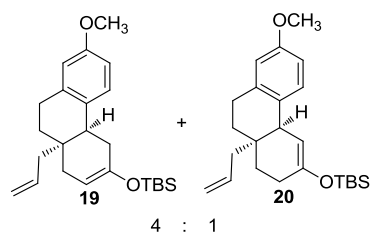
Abundance

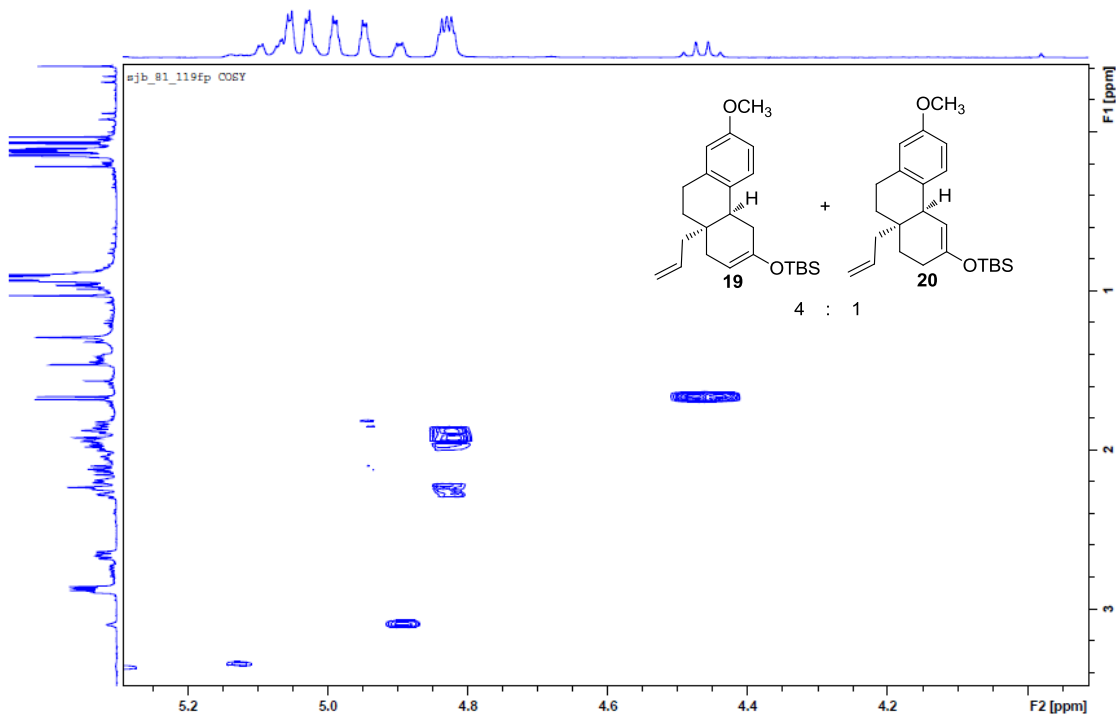
Scan 1046 (10.566 min): sjb_81_139fp.D\data.ms



m/z-->







Area Percent Report

Data Path : C:\msdchem\1\DATA\
 Data File : sjb_81_118fp2.D
 Acq On : 7 Mar 2014 10:09
 Operator : sjb
 Sample : sjb_81_118fp2
 Misc :
 ALS Vial : 85 Sample Multiplier: 1

Integration Parameters: autoint1.e
 Integrator: ChemStation

Method : C:\msdchem\1\METHODS\ckr3.m
 Title :

Signal : TIC: sjb_81_118fp2.D\data.ms

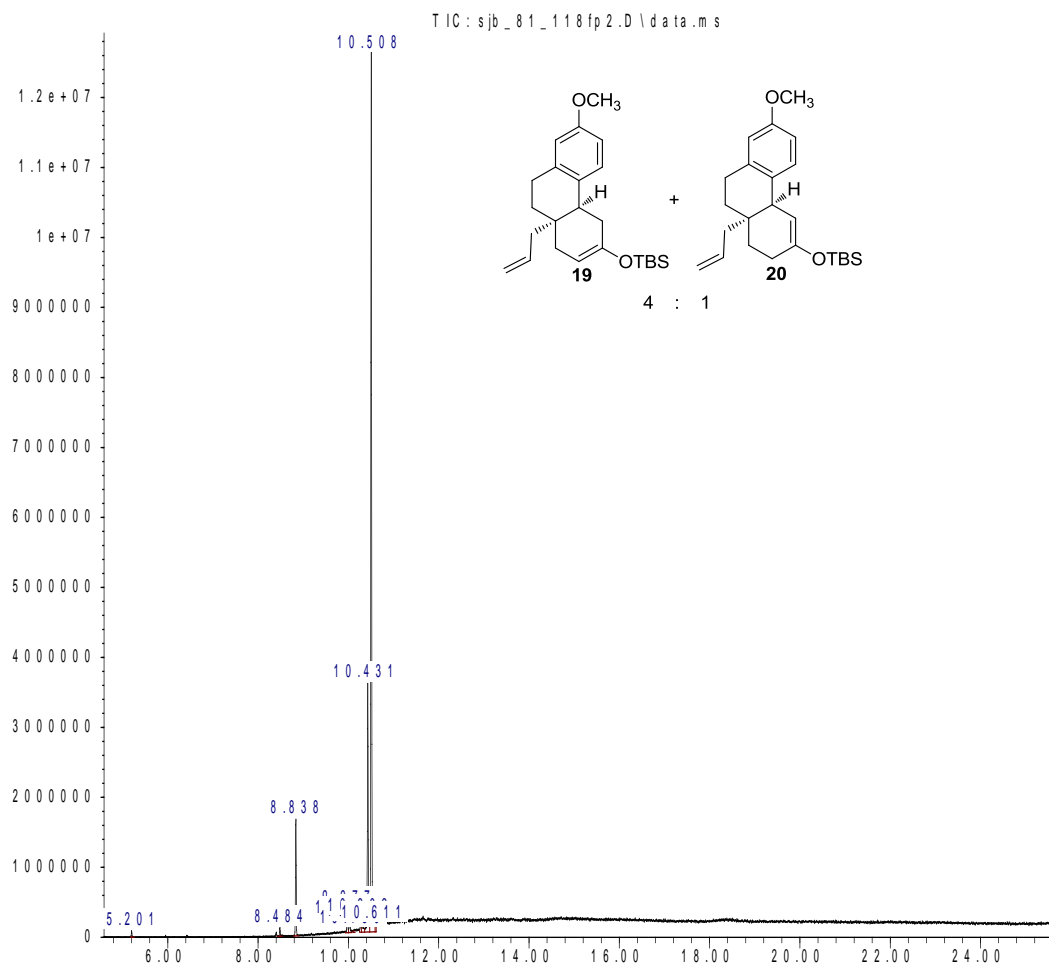
peak #	R.T. min	first scan	max scan	last scan	PK TY	peak height	corr. area	corr. % max.	% of total
1	5.201	104	108	114	PB 2	87210	899707	0.52%	0.342%
2	8.484	674	682	687	PV	120399	1516861	0.87%	0.577%
3	8.838	736	744	755	PV	1657895	20458627	11.73%	7.776%
4	9.977	936	943	948	VV 2	341301	4863739	2.79%	1.849%
5	10.028	948	952	961	VV	193154	3209783	1.84%	1.220%

6	10.130	965	970	973	VV 6	39706	723550	0.41%	0.275%
7	10.273	990	995	997	VV 5	131194	1980406	1.14%	0.753%
8	10.302	997	1000	1010	VV 2	213577	4417680	2.53%	1.679%
9	10.431	1010	1022	1030	VV	3434232	48673209	27.91%	18.499%
10	10.508	1030	1036	1050	VV	13009865	174420154	100.00%	66.291%
11	10.611	1050	1054	1056	VV 5	112236	1948724	1.12%	0.741%

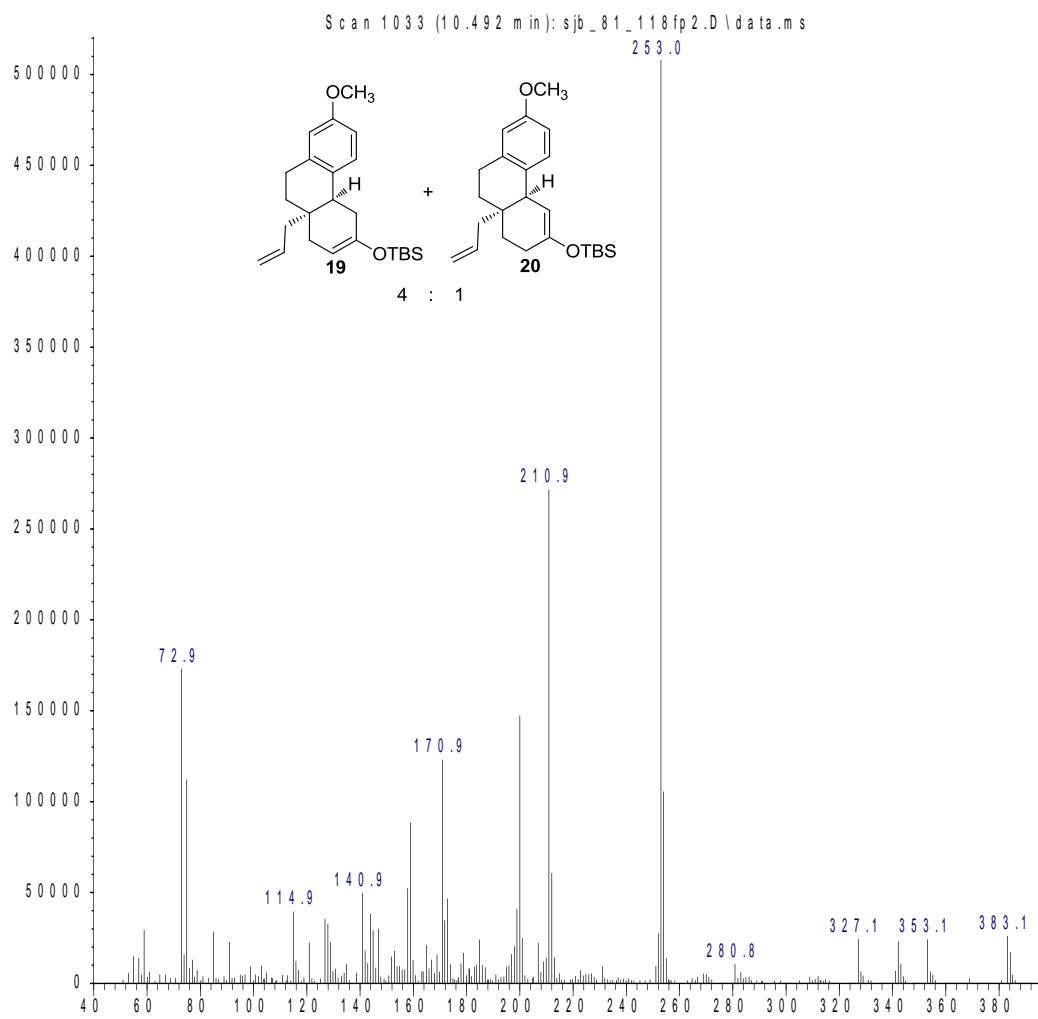
Sum of corrected areas: 263112441

ckr3.m Tue Mar 25 16:57:32 2014

Abundance



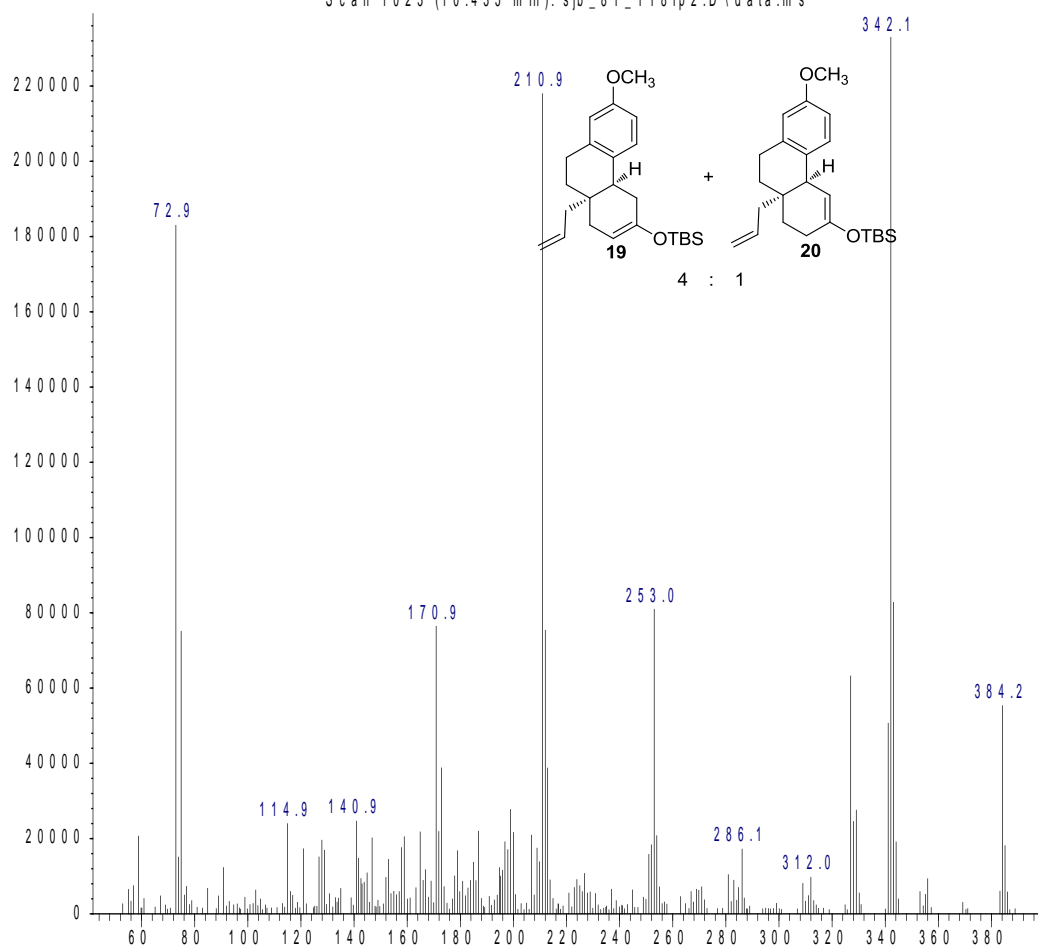
Abundance



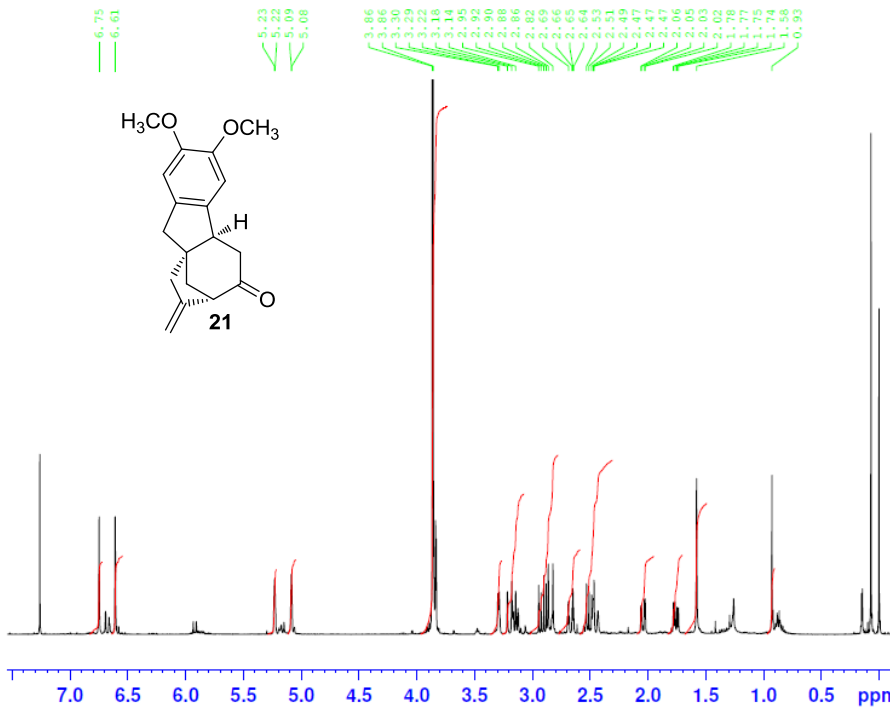
m/z-->

Abundance

Scan 1023 (10.435 min): sjb_81_118fp2.D\data.ms

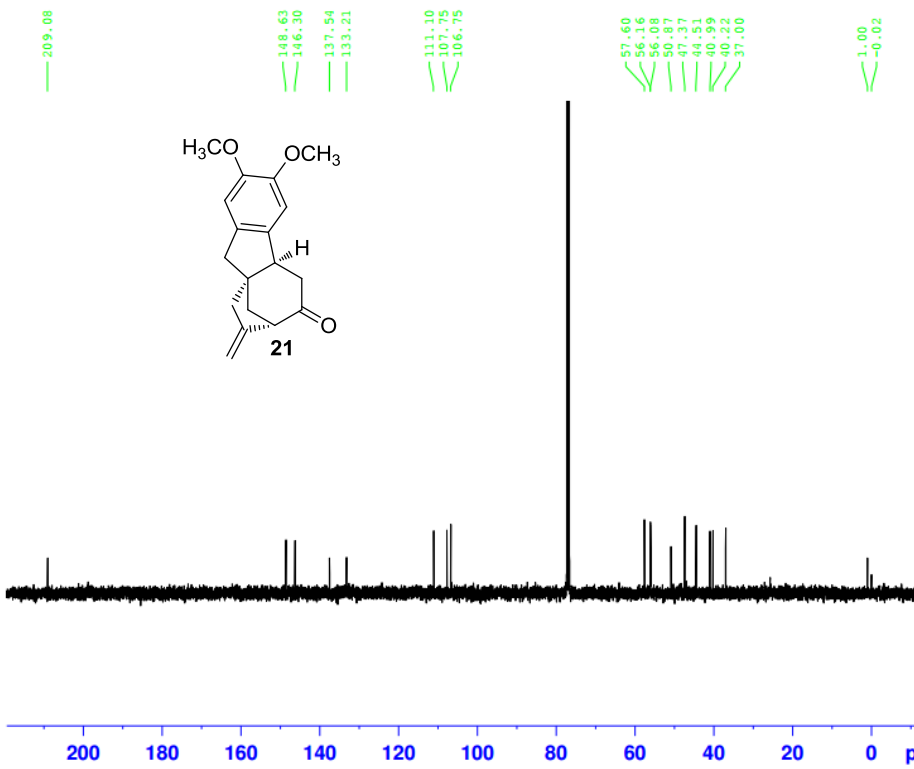


m/z-->



NAME sjb_74_180 fr3-5
EXPNO 1
PROCNO 1
Date_ 20121022
Time 10.12
INSTRUM spect
PROBHD 5 mm DUL 13C-1
PULPROG zg30
TD 65536
SOLVENT CDCl3
NS 16
DS 2
SWH 8223.685 Hz
FIDRES 0.125483 Hz
AQ 3.9846387 sec
RG 203
DW 60.800 usec
DE 6.50 usec
TE 301.2 K
D1 1.00000000 sec
TDO 1

===== CHANNEL f1 =====
NUC1 1H
P1 9.80 usec
PL1 -4.00 dB
PL1W 19.24419975 W
SFO1 400.1524711 MHz
SI 32768
SF 400.1500084 MHz
WDW EM
SSB 0
LB 0.30 Hz
GB 0
PC 1.00



Current Data Parameters
NAME sjb_74_180 fr 3-5 13C
EXPNO 1
PROCNO 1

F2 - Acquisition Parameters
Date_ 20121022
Time 11.38
INSTRUM spect
PROBHD 5 mm DUL 13C-1
PULPROG zgpg30
TD 65536
SOLVENT CDCl3
NS 256
DS 4
SWH 24038.461 Hz
FIDRES 0.366798 Hz
AQ 1.3631488 sec
RG 203
DW 20.800 usec
DE 6.50 usec
TE 301.2 K
D1 2.00000000 sec
D11 0.03000000 sec
TDO 1

===== CHANNEL f1 =====
NUC1 13C
P1 9.00 usec
PL1 0 dB
PL1W 35.41759872 W
SFO1 100.6278593 MHz
===== CHANNEL f2 =====
CPDPRG[2] waltz16
NUC2 1H
PCPD2 80.00 usec
PL2 -3.80 dB
PL12 13.80 dB
PL13 13.80 dB
PL2W 18.37806702 W
PL12W 0.31937420 W
PL13W 0.31937420 W
SFO2 400.1516006 MHz

F2 - Processing parameters
SI 32768
SF 100.6177980 MHz
WDW EM
SSB 0
LB 1.00 Hz
GB 0
PC 1.40

Area Percent Report

Data Path : C:\msdchem\1\DATA\
Data File : sjb_74_180 fr3-5.D
Acq On : 19 Oct 2012 11:34
Operator : sjb
Sample : sjb_74_180 fr3-5
Misc :
ALS Vial : 10 Sample Multiplier: 1

Integration Parameters: autoint1.e
Integrator: ChemStation

Method : C:\msdchem\1\METHODS\ckr3.m
Title :

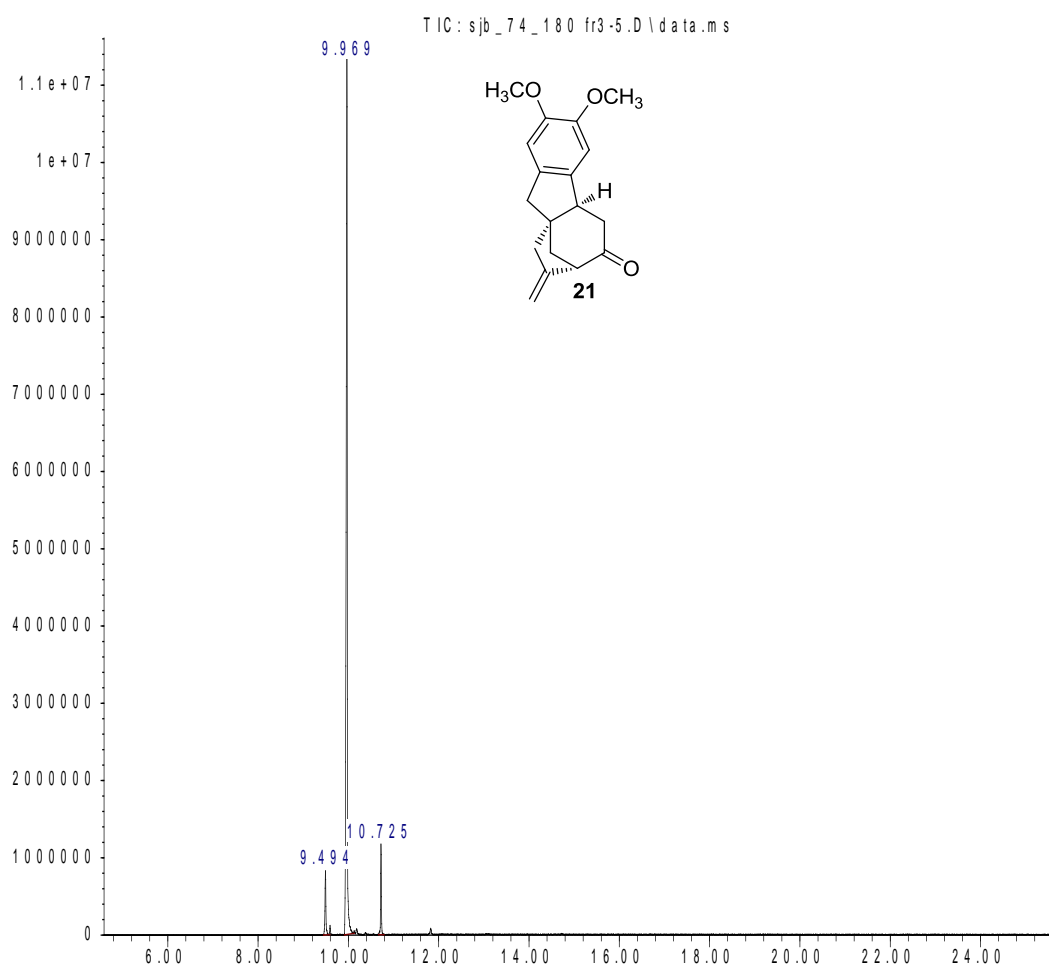
Signal : TIC: sjb_74_180 fr3-5.D\data.ms

peak #	R.T. min	first scan	max scan	last scan	PK TY	peak height	corr. area	corr. % max.	% of total
1	9.494	850	859	872	BV	798947	11914481	5.98%	5.277%
2	9.969	931	942	967	BV	11427409	199102091	100.00%	88.184%
3	10.725	1063	1074	1082	BV	1129946	14764330	7.42%	6.539%

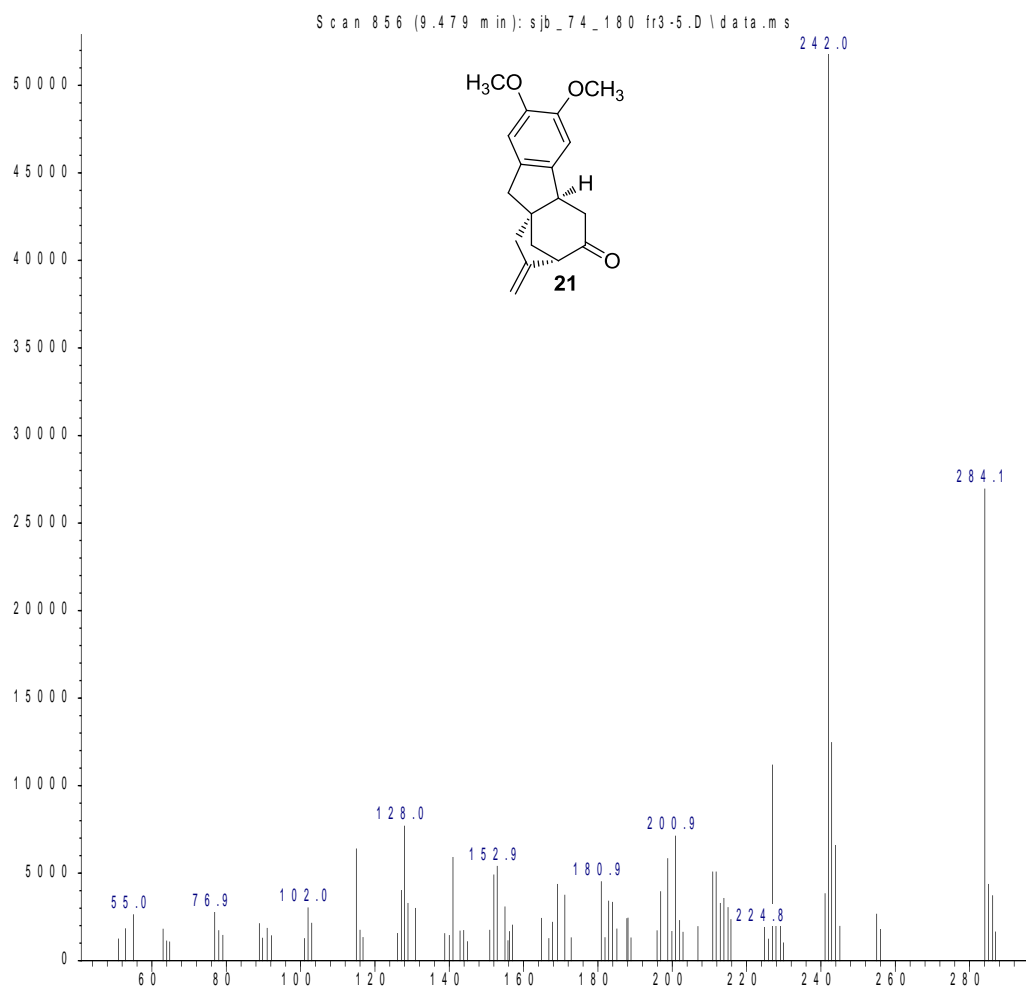
Sum of corrected areas: 225780902

ckr3.m Mon Apr 07 17:09:08 2014

Abundance

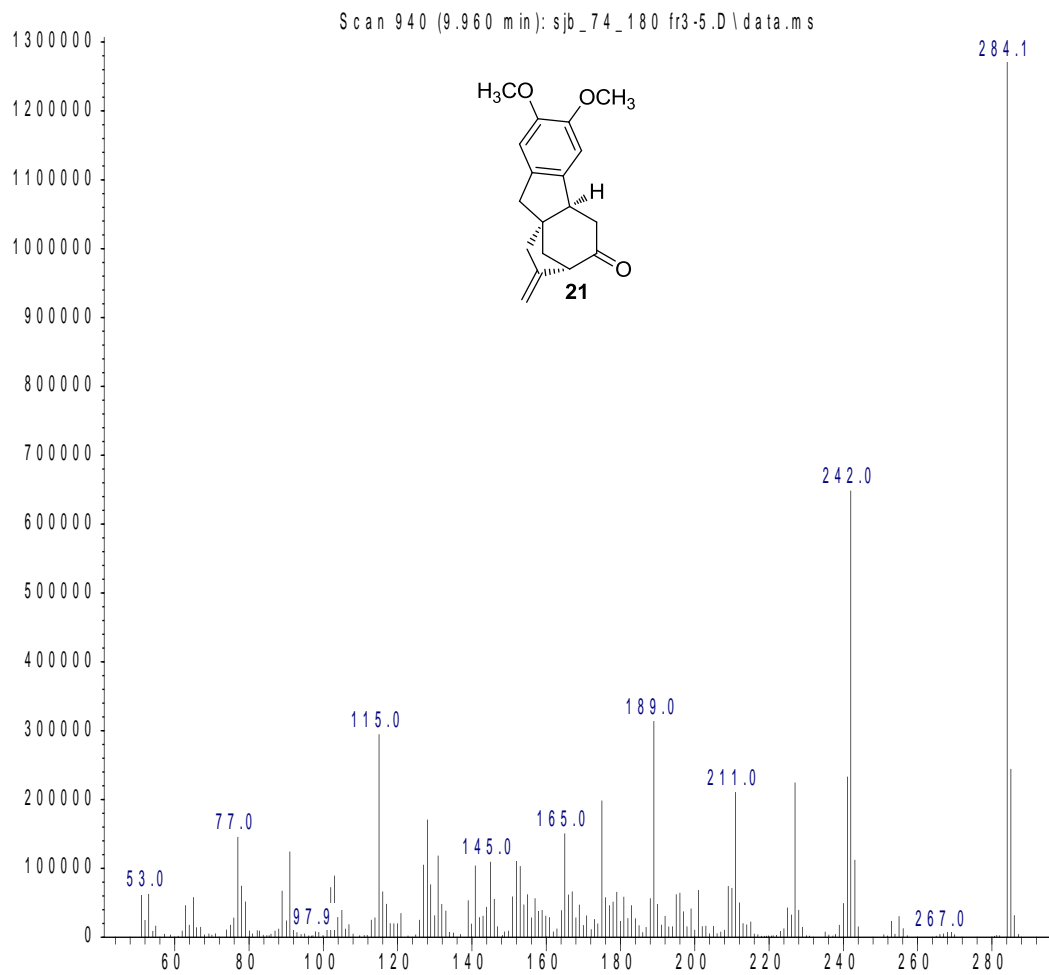


Abundance



m/z-->

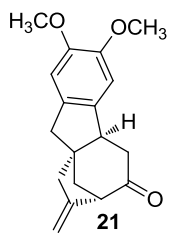
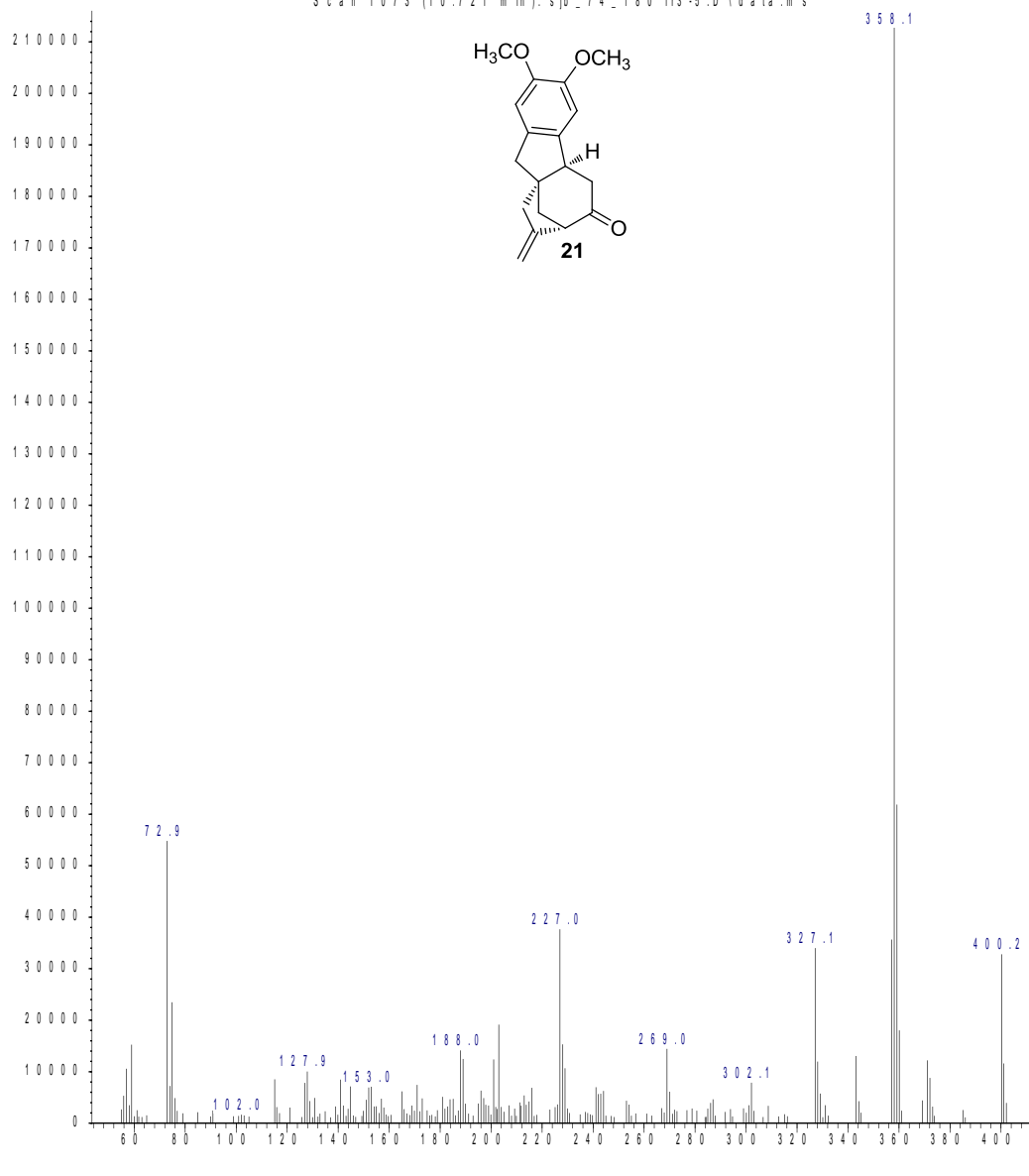
Abundance

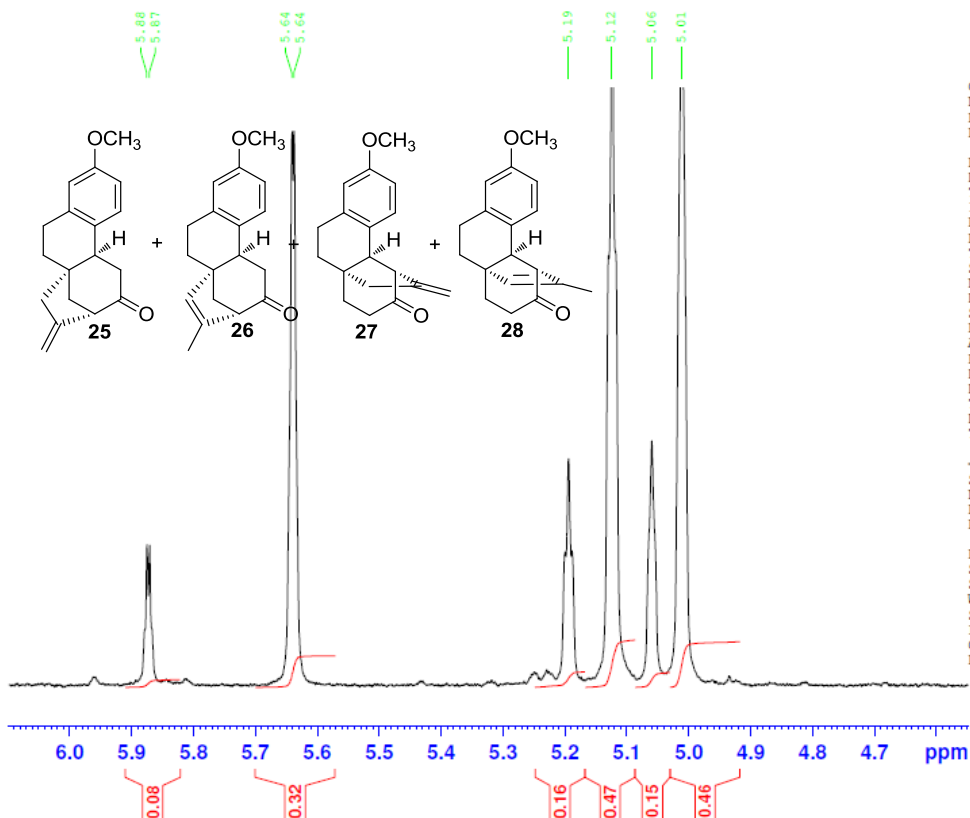
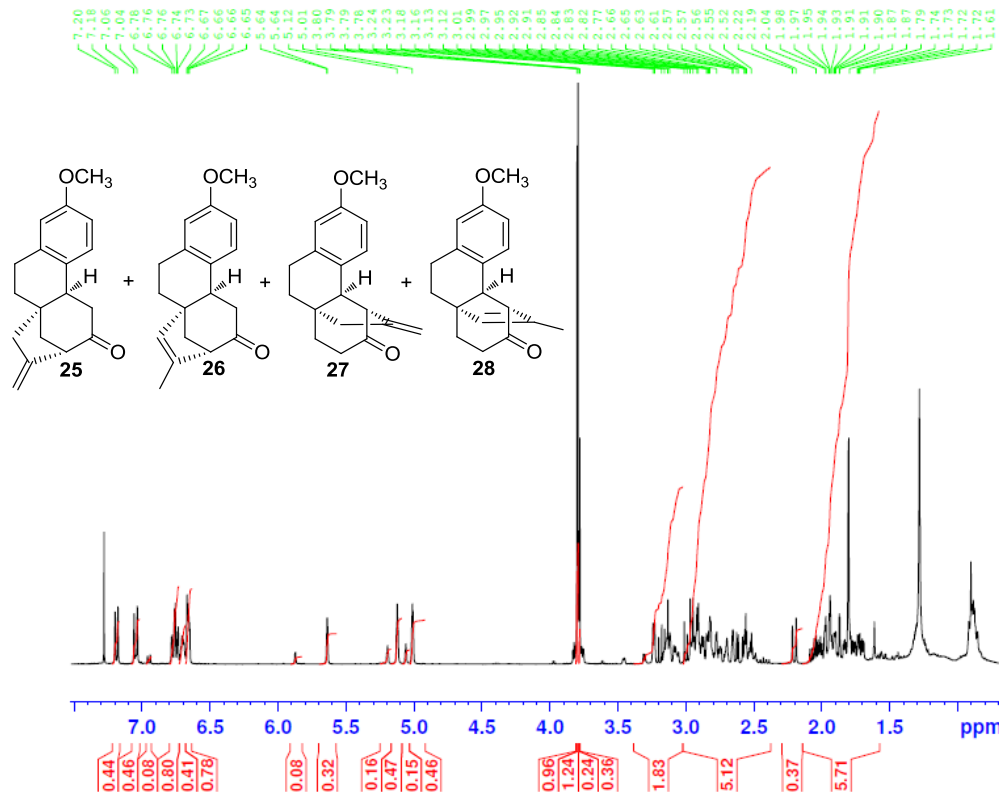


m/z-->

Abundance

Scan 1073 (10.721 min): sjb_74_180 fr3-5.D\data.ms





Area Percent Report

Data Path : C:\msdchem\1\DATA\
Data File : sjb_81_121fp.D
Acq On : 14 Mar 2014 9:05
Operator : sjb
Sample : sjb_81_121fp
Misc :
ALS Vial : 90 Sample Multiplier: 1

Integration Parameters: autoint1.e
Integrator: ChemStation

Method : C:\msdchem\1\METHODS\ckr3.m
Title :

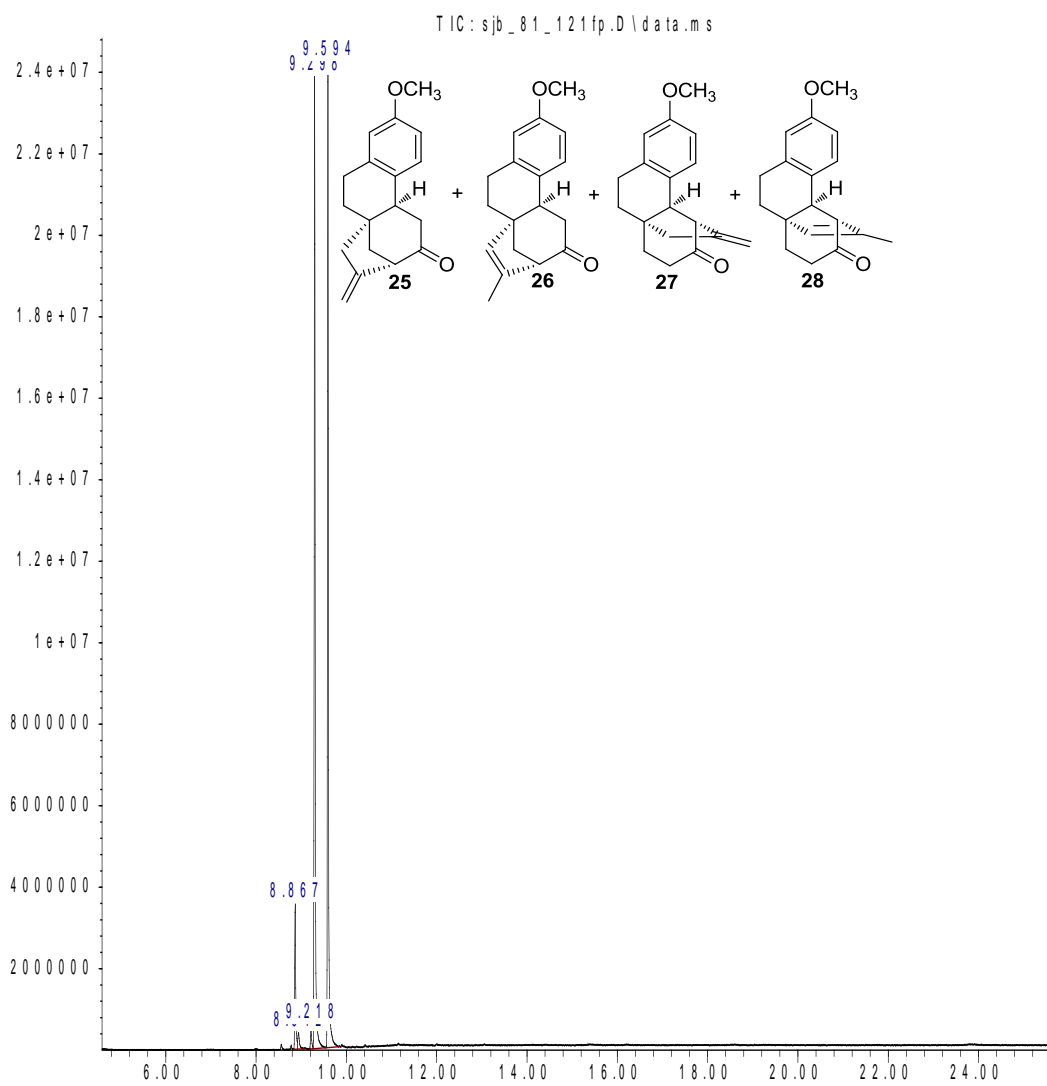
Signal : TIC: sjb_81_121fp.D\data.ms

peak #	R.T. min	first scan	max scan	last scan	PK TY	peak height	corr. area	corr. % max.	% of total
1	8.867	743	749	758	BV	3522428	56027446	14.44%	6.629%
2	8.942	758	762	782	VB 4	398136	10292277	2.65%	1.218%
3	9.218	805	810	818	BV 2	561113	10095541	2.60%	1.195%
4	9.298	818	824	863	VV 2	22894893	387965102	100.00%	45.906%
5	9.594	867	876	917	VV	24458757	380749882	98.14%	45.052%

Sum of corrected areas: 845130248

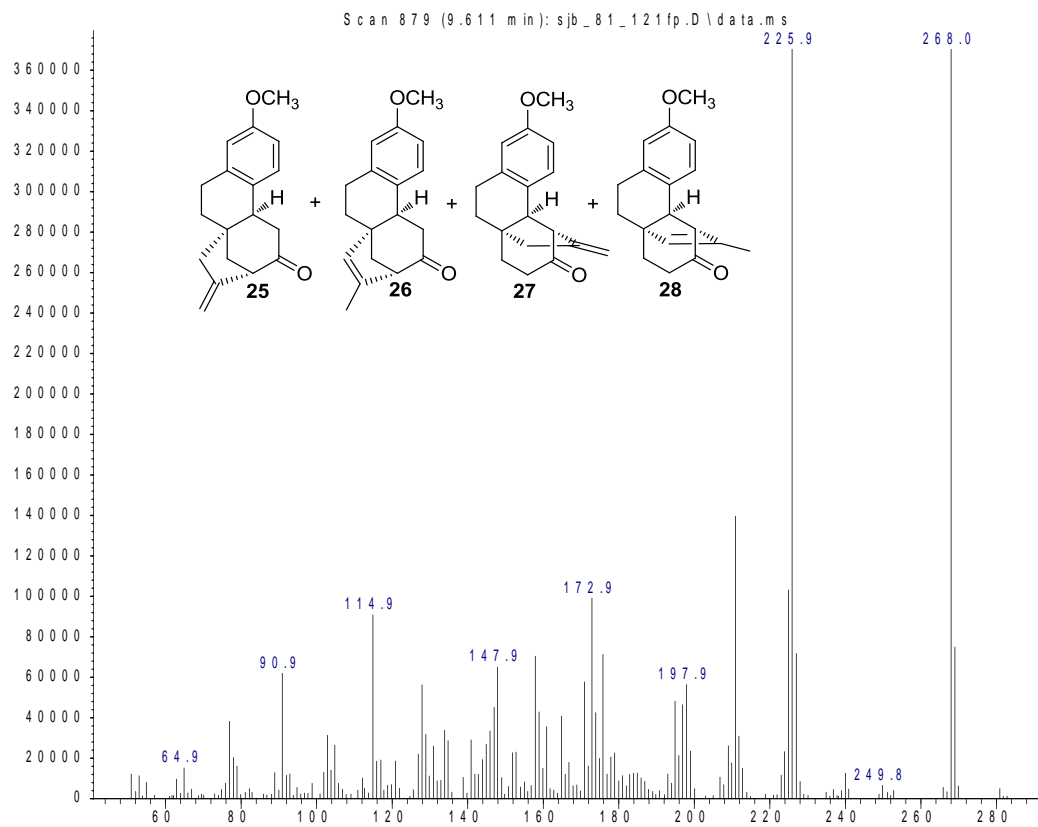
ckr3.m Thu Mar 27 12:26:01 2014

Abundance



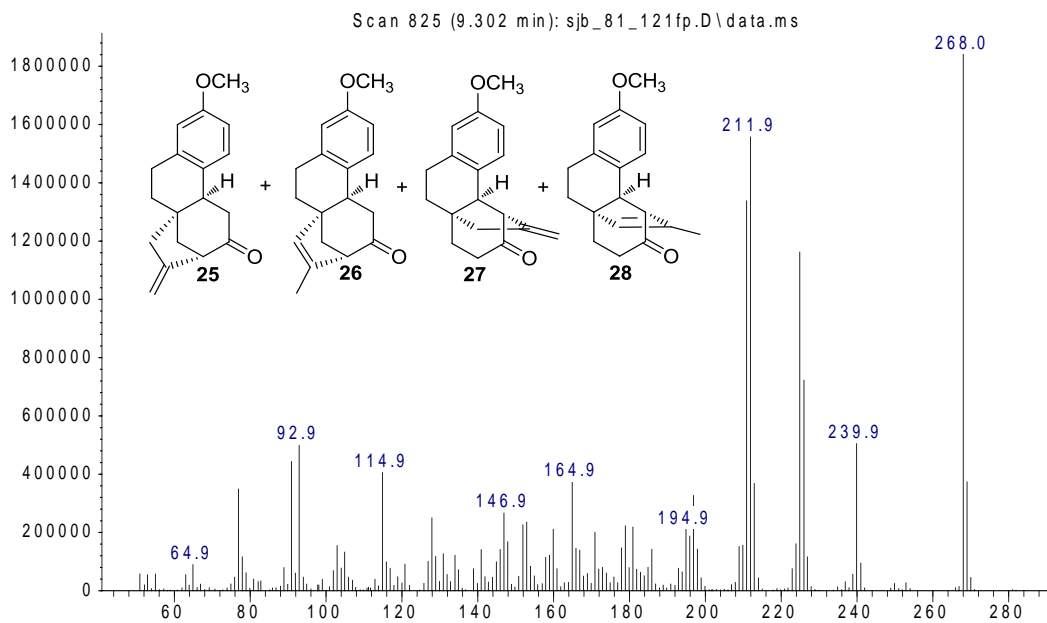
Time-->

Abundance



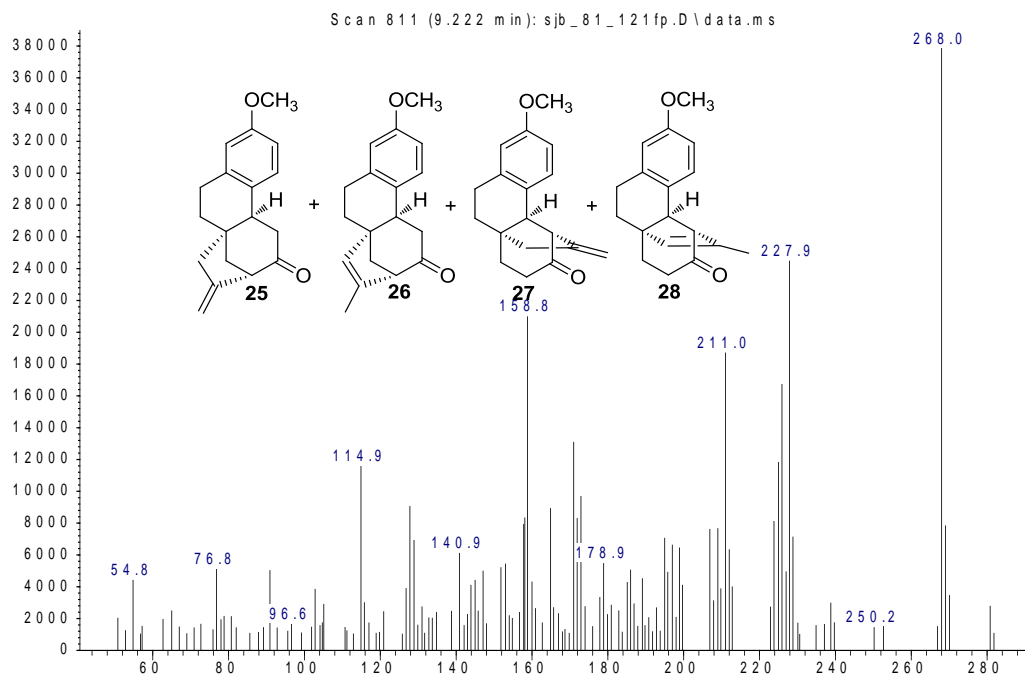
m/z-->

Abundance

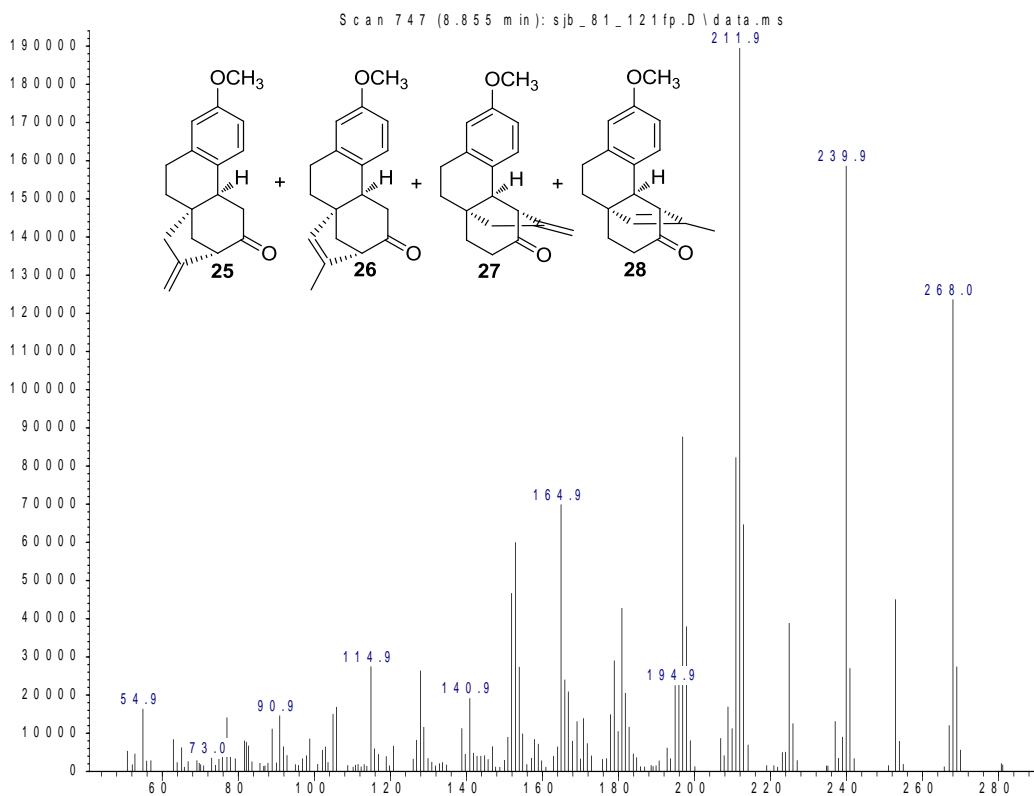


m/z-->

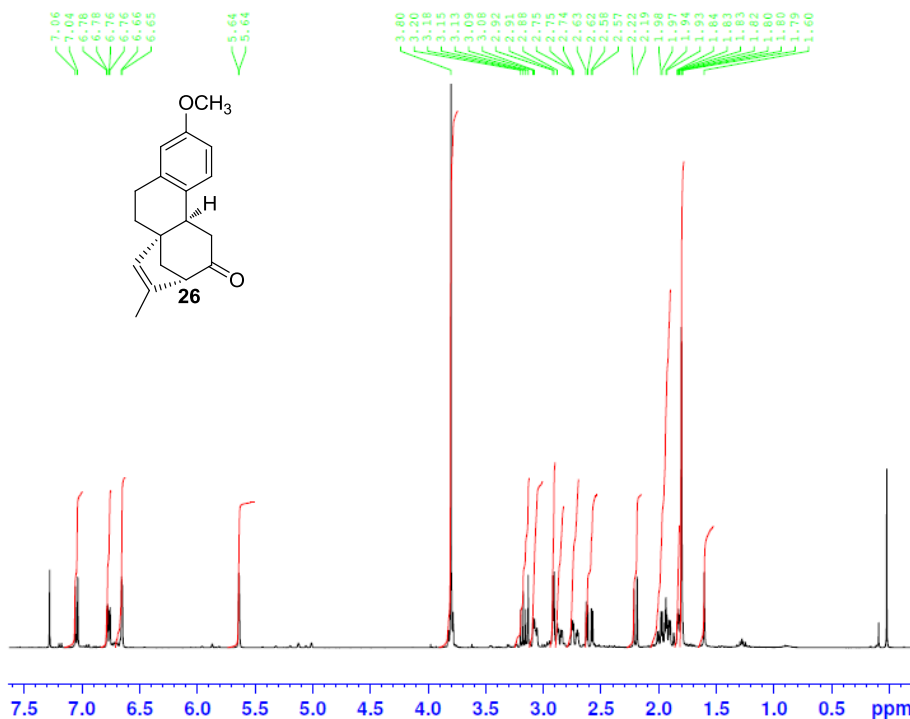
Abundance



m/z-->
Abundance



m/z-->

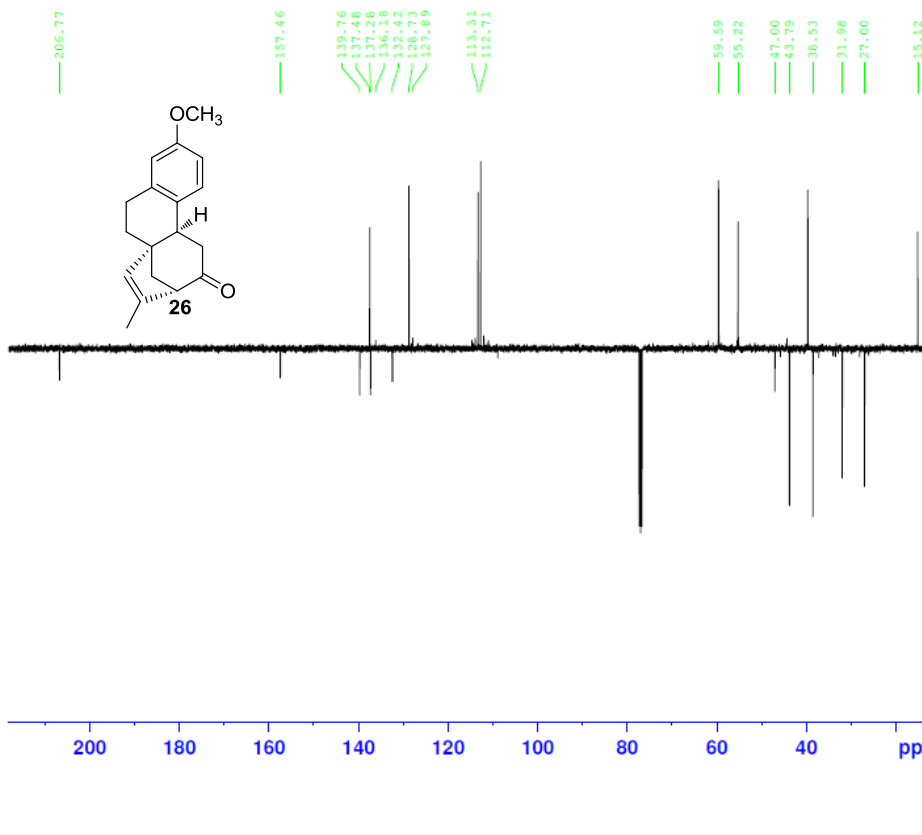


Current Data Parameters
 NAME sjb_81_163 fr3 2
 EXPNO 1
 PROCNO 1

F2 - Acquisition Parameters
 Date_ 20140508
 Time 8.24
 INSTRUM spect
 PROBHD 5 mm PABBO BB-
 PULPROG zg30
 TD 65536
 SOLVENT CDCl3
 NS 16
 DS 2
 SWH 8012.820 Hz
 FIDRES 0.122266 Hz
 AQ 4.089465 sec
 RC 161
 DW 62.400 usec
 DE 6.50 usec
 TE 301.2 K
 D1 1.00000000 sec
 TDO 1

----- CHANNEL f1 -----
 SFO1 400.1524711 MHz
 NUC1 1H
 P1 12.50 usec
 PLW1 12.14200020 W

F2 - Processing parameters
 SI 65536
 SF 400.1500000 MHz
 WDW EM
 SSB 0
 LB 0.30 Hz
 GB 0
 PC 1.00



Current Data Parameters
 NAME sjb_81_163fr4 APT
 EXPNO 1
 PROCNO 1

F2 - Acquisition Parameters
 Date_ 20140508
 Time 12.29
 INSTRUM spect
 PROBHD 5 mm PABBO BB-
 PULPROG jmod
 TD 65536
 SOLVENT CDCl3
 NS 1024
 DS 4
 SWH 24038.461 Hz
 FIDRES 0.366798 Hz
 AQ 1.3631488 sec
 RG 203
 DW 20.800 usec
 DE 6.50 usec
 TE 301.2 K
 CNST2 145.0000000
 CNST11 1.0000000
 D1 2.00000000 sec
 D20 0.00689655 sec
 TDO 1

----- CHANNEL f1 -----
 SFO1 100.6293690 MHz
 NUC1 13C
 P1 8.00 usec
 P2 16.00 usec
 PLW1 56.13299942 W

----- CHANNEL f2 -----
 SFO2 400.1516006 MHz
 NUC2 1H
 CPDPRG[2] waltz16
 PCPD2 90.00 usec
 PLW2 12.14200020 W
 PLW12 0.24369000 W

F2 - Processing parameters
 SI 32768
 SF 100.6177980 MHz
 WDW EM
 SSB 0
 LB 1.00 Hz
 GB 0
 PC 1.40

Area Percent Report

Data Path : C:\msdchem\1\DATA\
Data File : sjb_81_163 fr4.D
Acq On : 7 May 2014 16:54
Operator : sjb
Sample : sjb_81_163 fr4
Misc :
ALS Vial : 100 Sample Multiplier: 1

Integration Parameters: autoint1.e
Integrator: ChemStation

Method : C:\msdchem\1\METHODS\ckr3.m
Title :

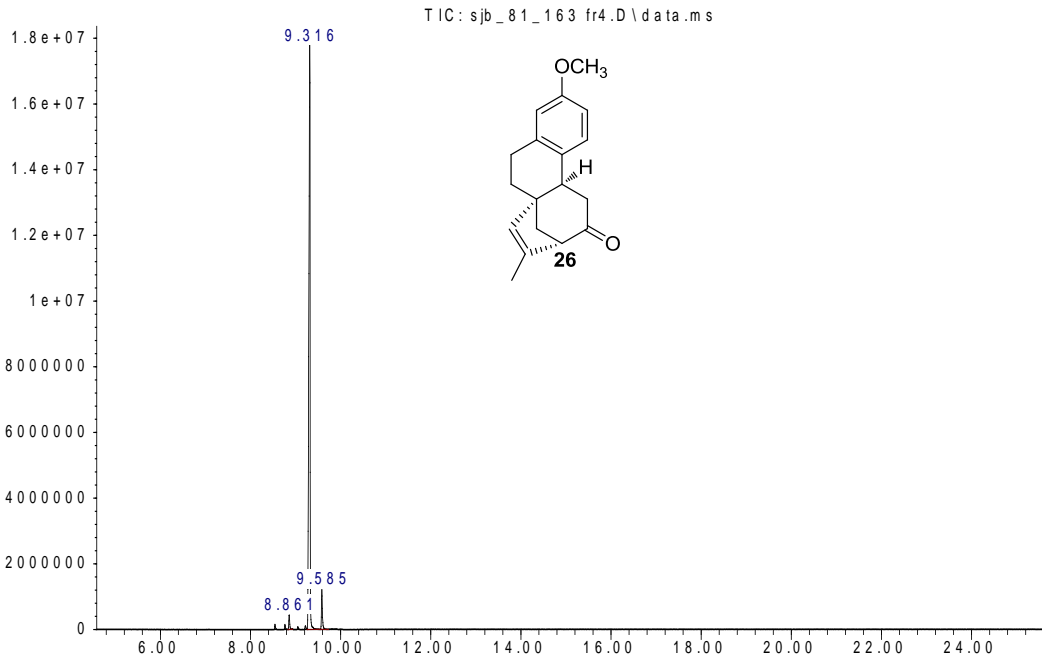
Signal : TIC: sjb_81_163 fr4.D\data.ms

peak #	R.T. min	first scan	max scan	last scan	PK TY	peak height	corr. area	corr. % max.	% of total
1	8.861	743	748	757	BV	436595	6037089	1.74%	1.626%
2	9.316	817	827	862	VB	18042696	347130619	100.00%	93.508%
3	9.585	867	875	897	BB	1151425	18062141	5.20%	4.865%

Sum of corrected areas: 371229849

ckr3.m Mon May 12 15:24:00 2014

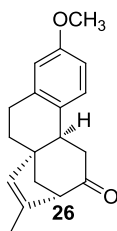
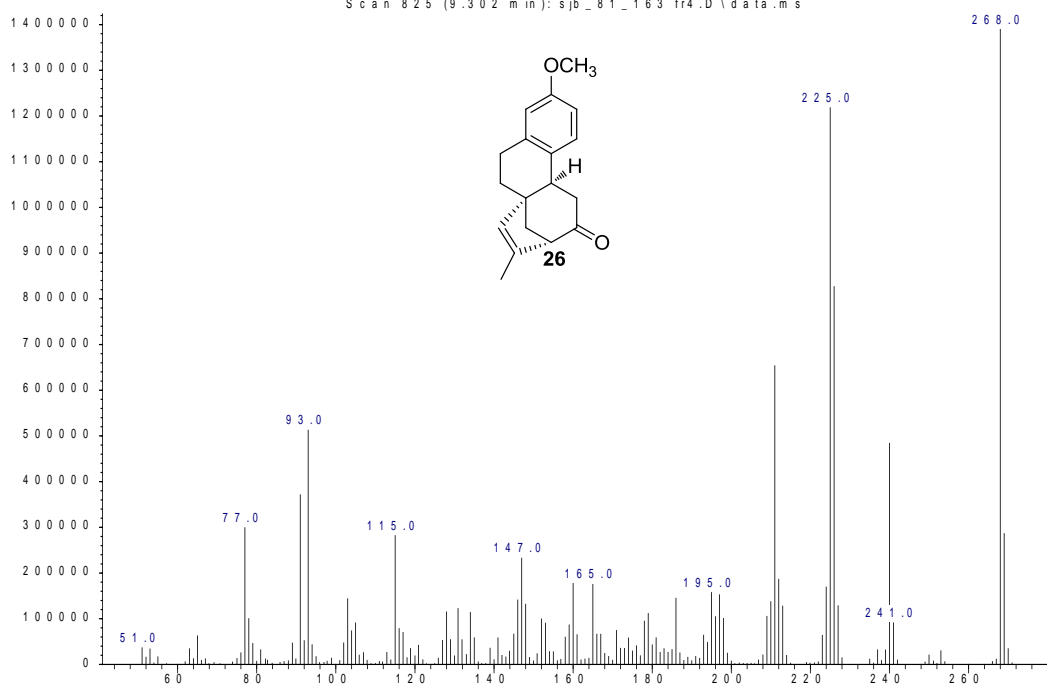
Abundance



Time-->

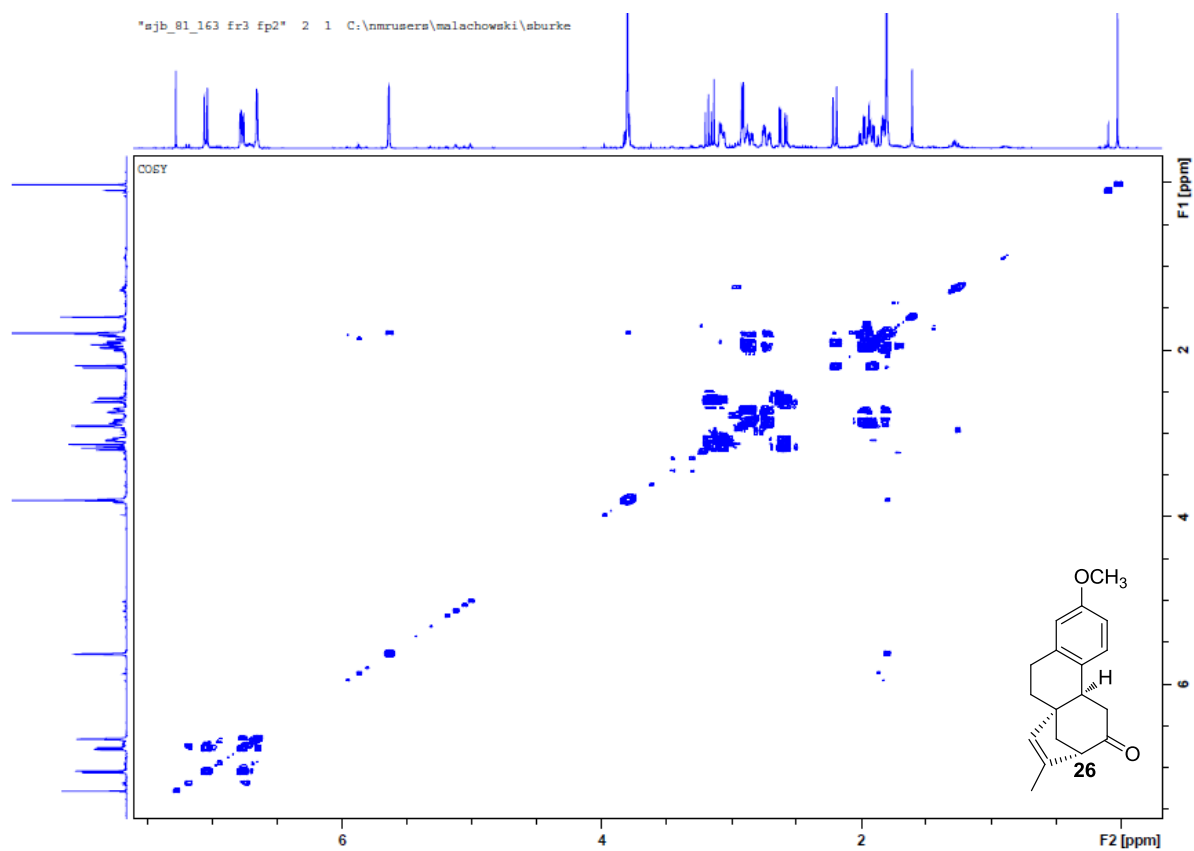
Abundance

Scan 825 (9.302 min): sjb_81_163 fr4.D\data.ms



m/z-->

"sjb_81_163 fr3 Ep2" 2 1 C:\nmruser\malachowski\sburke



"ejb_01_163 Fz3 fp3" 2 1 C:\nmruers\malachowski\aburke

