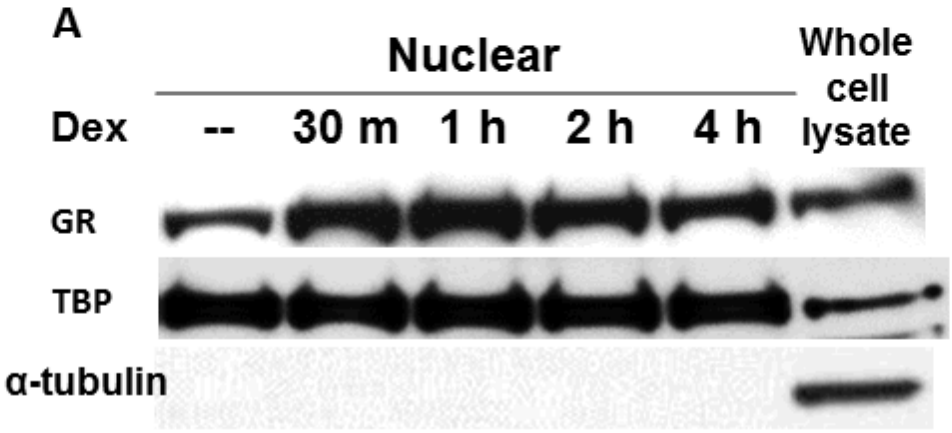
A
Nuclear
Whole cell lysate
Dex
--
30 m
1 h
2 h
4 h
GR
TBP
α-tubulin

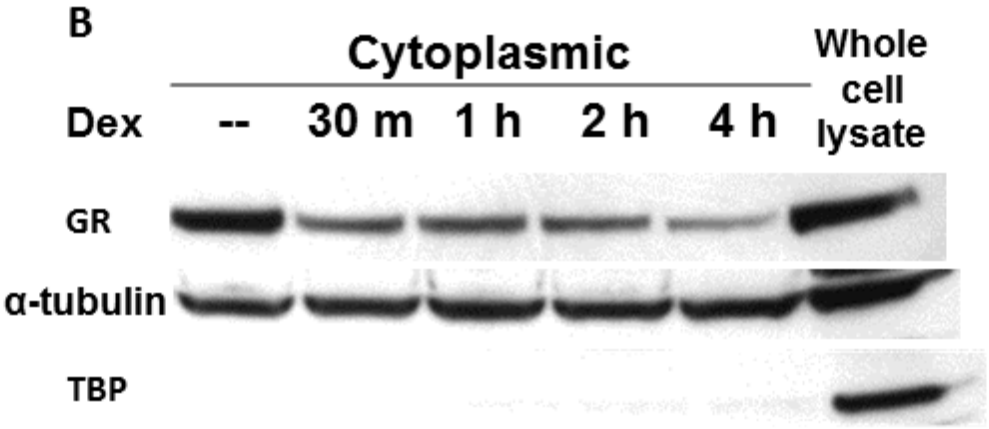
B
Cytoplasmic
Whole cell lysate
Dex
--
30 m
1 h
2 h
4 h
GR
α-tubulin
TBP

Figure E2

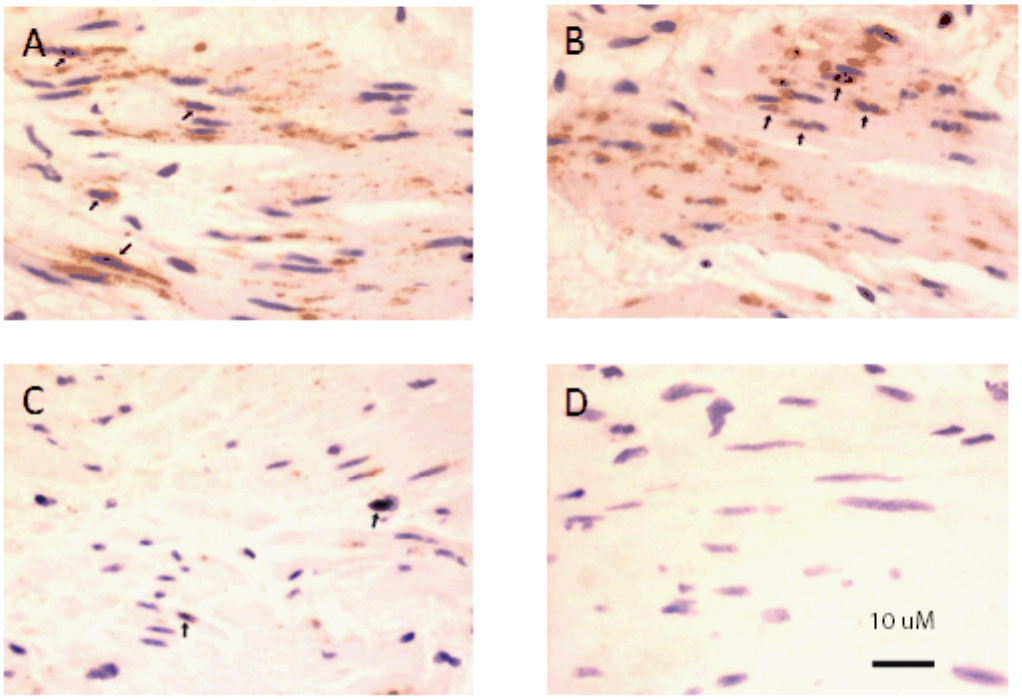

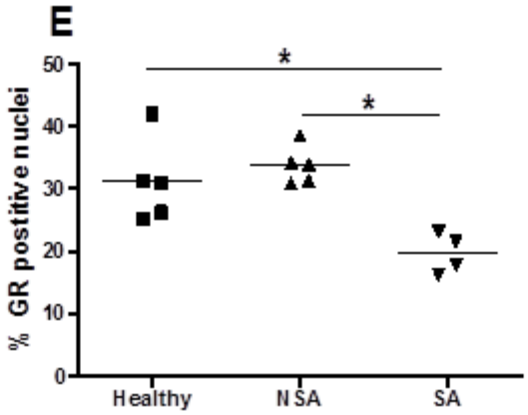

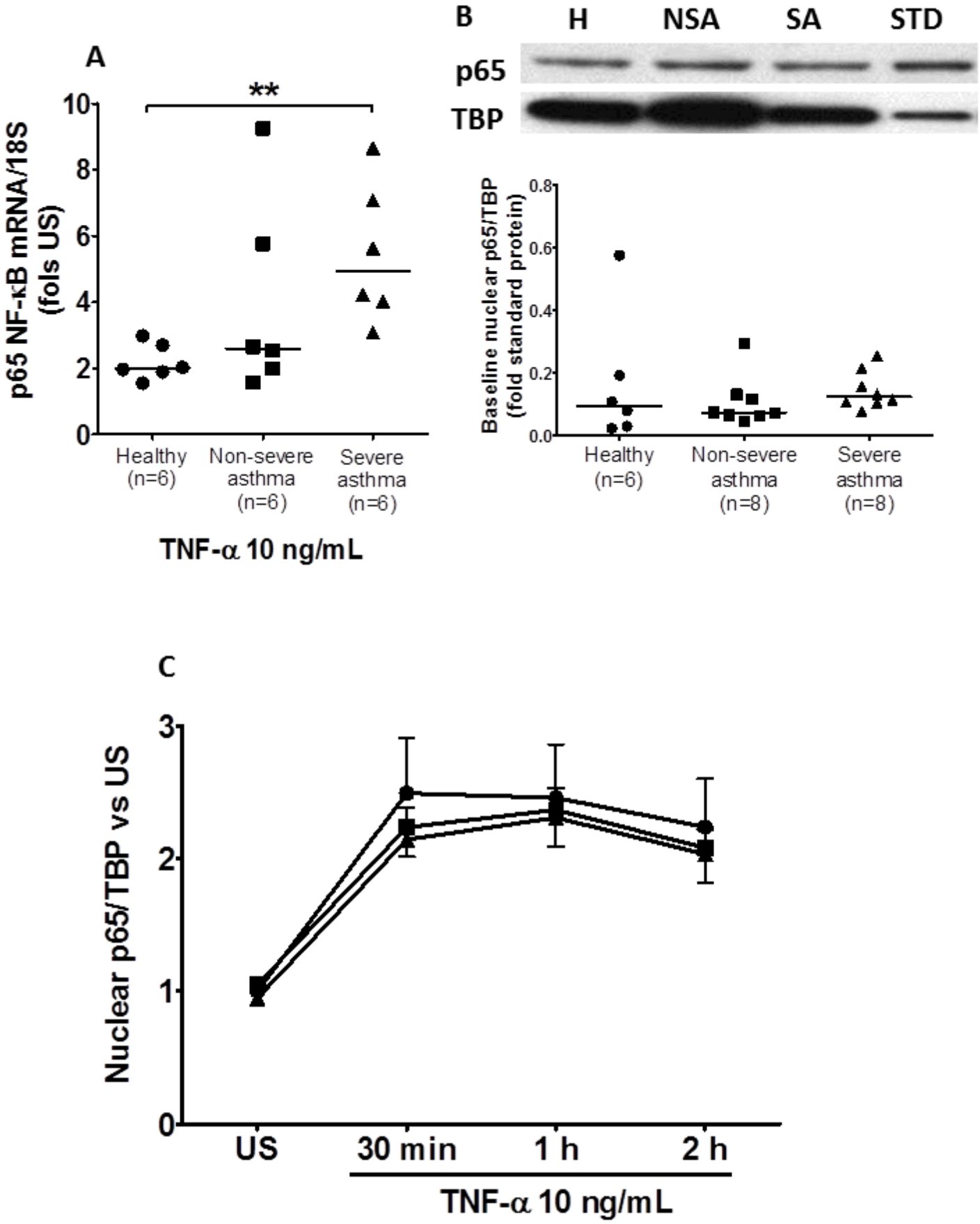
A
**
p65 NF-κB mRNA/18S (fols US)
10
8
6
4
2
0
Healthy (n=6)
Non-severe asthma (n=6)
Severe asthma (n=6)
TNF-α 10 ng/mL
B
H
NSA
SA
STD
p65
TBP
Baseline nuclear p65/TBP (fold standard protein)
0.8
0.6
0.4
0.2
0.0
Healthy (n=6)
Non-severe asthma (n=8)
Severe asthma (n=8)
C
Nuclear p65/TBP vs US
3
2
1
0
US
30 min
1 h
2 h
TNF-α 10 ng/mL

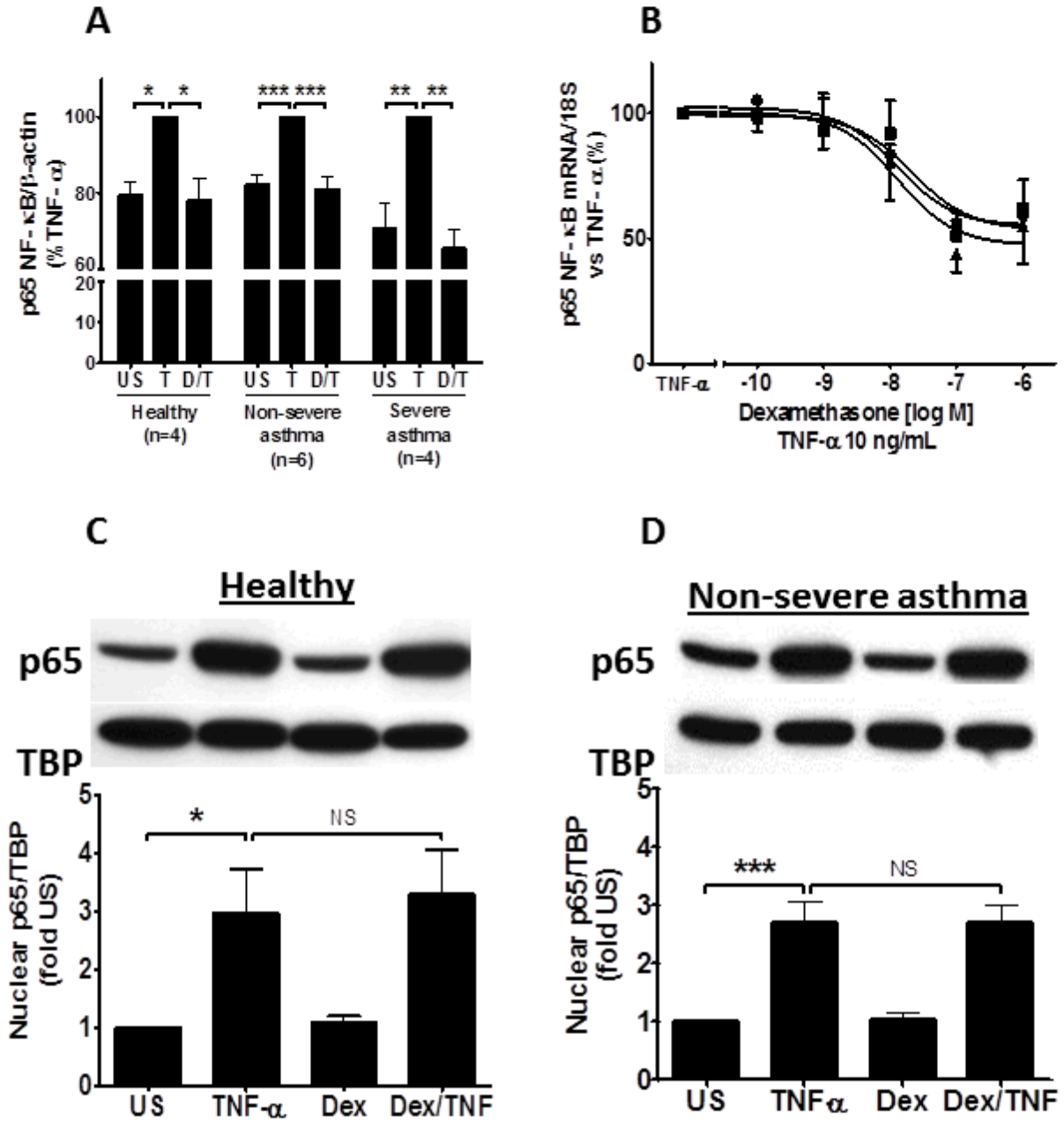
A
p65 NF-κB/β-actin (% TNF-α)
100
80
60
20
10
0
*
*
***
***
**
**
US
T
D/T
Healthy (n=4)
Non-severe asthma (n=6)
Severe asthma (n=4)
B
p65 NF-κB mRNA/18S vs TNF-α (%)
100
50
0
TNF-α
-10
-9
-8
-7
-6
Dexamethasone [log M]
TNF-α 10 ng/mL
C
Healthy
p65
TBP
Nuclear p65/TBP (fold US)
5
4
3
2
1
0
*
NS
US
TNF-α
Dex
Dex/TNF
D
Non-severe asthma
p65
TBP
Nuclear p65/TBP (fold US)
***
NS
US
TNFα
Dex
Dex/TNF