





	Percentage of cells with indicated morphology				Total no. of cells counted
					
CAI4	61.1	24.7	0.4	13.8	247
CAS1	69.1	24.7	0.7	6	133
CCS3	79.2	10.9	1.2	3.6	164

Figure S2 *C. albicans* wild-type (*SCH9/SCH9*), heterozygous (*SCH9/sch9*) and homozygous null mutant (*sch9/sch9*) strains were grown till $OD_{600} \sim 1$ at 30° in normoxic condition in YPDU and were stained with DAPI. A table showing percentages of cells with indicated morphologies of DAPI-stained nuclei.