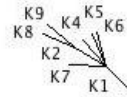
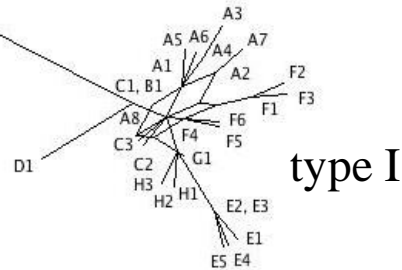
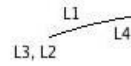


type II



type III



**Fig S1. Split decomposition analysis of 484 bp target sequences currently comprising the *P. acnes* SLST database (<http://medbac.dk/slst/pacnes>).**

No evidence of statistically significant recombination was identified using the phi test ( $p=0.976$ ), and interconnected pathways indicative of reticulate evolution were extremely limited. Analysis was performed using SplitsTree4 (version 4.13.1) (Huson DH, Bryant D. 2006. Application of phylogenetic networks in evolutionary studies. *Mol. Biol. Evol.* 23:254–267)