Figure S2

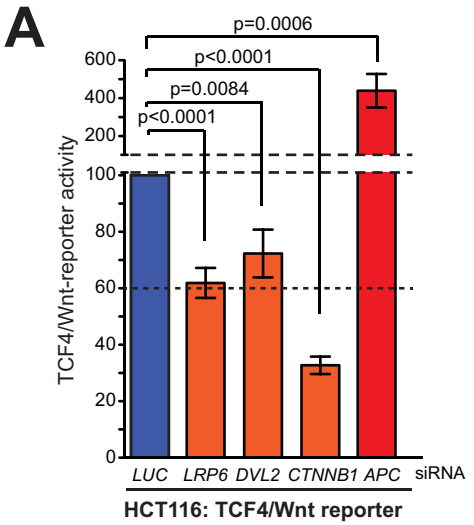
A
p=0.0006
p<0.0001
p=0.0084
p<0.0001
TCF4/Wnt-reporter activity
600
400
200
100
80
60
40
20
0
LUC
LRP6
DVL2
CTNNB1
APC
siRNA
HCT116: TCF4/Wnt reporter

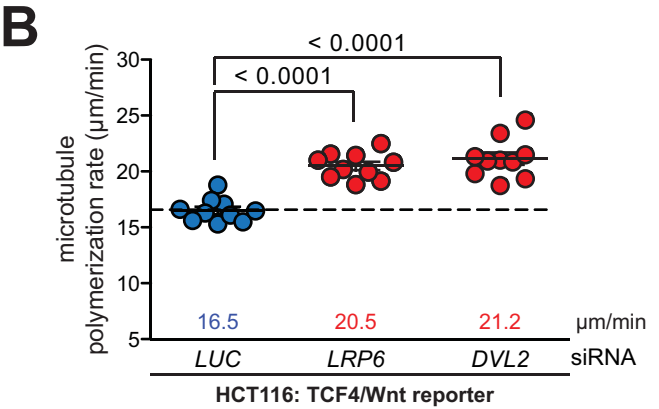
B
< 0.0001
< 0.0001
microtubule polymerization rate (µm/min)
30
25
20
15
10
5
16.5
20.5
21.2
µm/min
LUC
LRP6
DVL2
siRNA
HCT116: TCF4/Wnt reporter

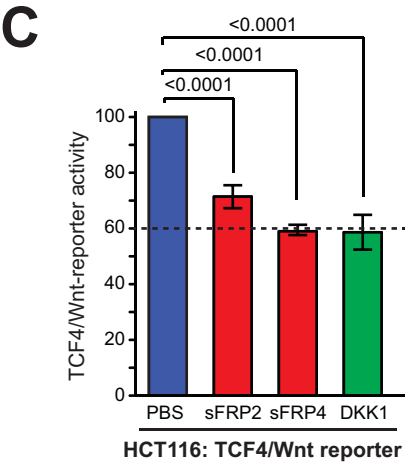
C
<0.0001
<0.0001
<0.0001
TCF4/Wnt-reporter activity
100
80
60
40
20
0
PBS
sFRP2
sFRP4
DKK1
HCT116: TCF4/Wnt reporter

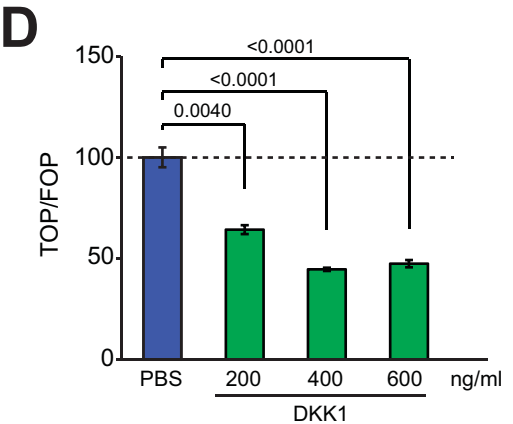
D
<0.0001
<0.0001
0.0040
TOP/FOP
150
100
50
0
PBS
200
400
600
ng/ml
DKK1

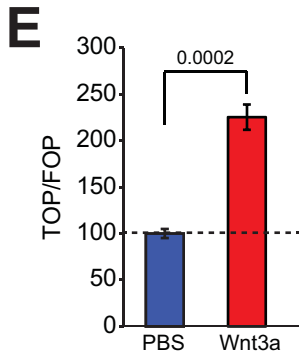
E
0.0002
TOP/FOP
300
250
200
150
100
50
0
PBS
Wnt3a