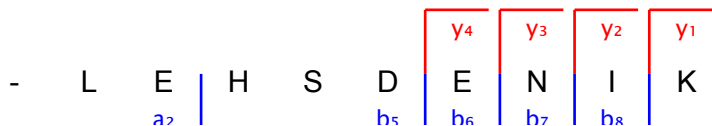
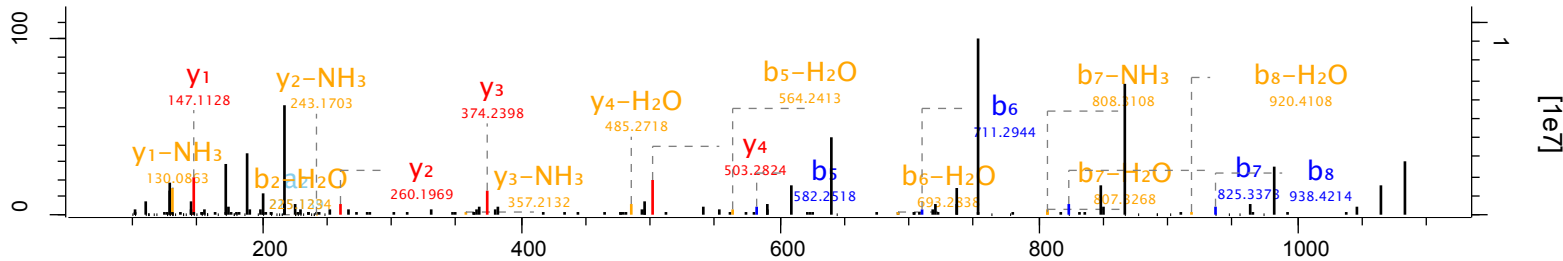
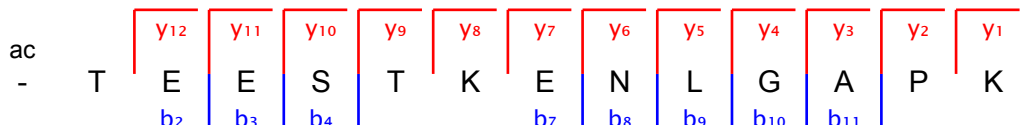
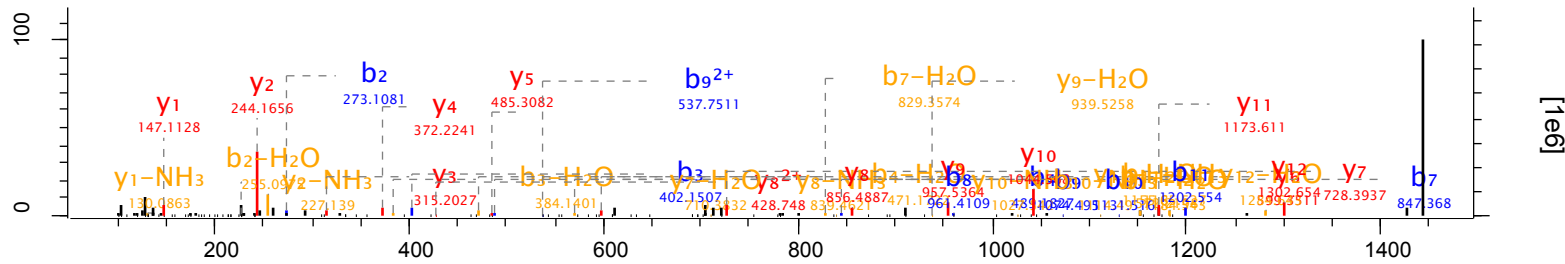


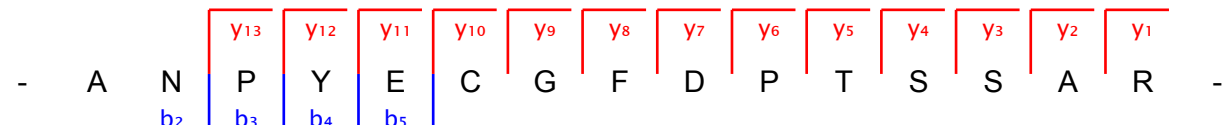
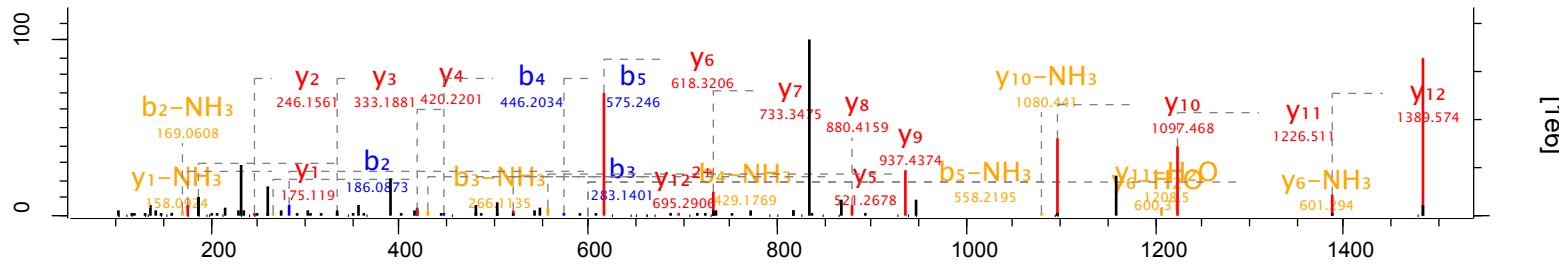
Raw file	Scan	Method	Score	m/z	Gene names
20120630_EXQ2_AtDe_SA_WTR_OG_pooled_final_1_1	10027	FTMS; HCD	78.11	542.77	Rgs13



Raw file	Scan	Method	Score	m/z	Gene names
20120630_EXQ2_AtDe_SA_WTR_OG_pooled_final_1_1	14269	FTMS; HCD	194.86	723.36	Tmem100



Raw file	Scan	Method	Score	m/z	Gene names
20120630_EXQ2_AtDe_SA_WTR_OG_pooled_final_1_1	26823	FTMS; HCD	86.78	836.36	mt-Nd3;Mtno



Raw file

Scan

Method

Score

m/z

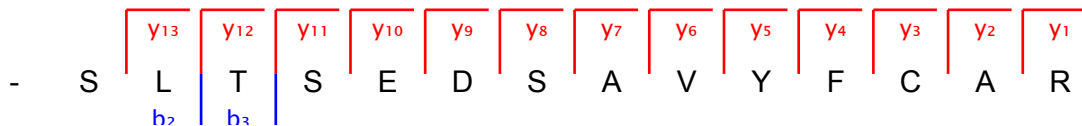
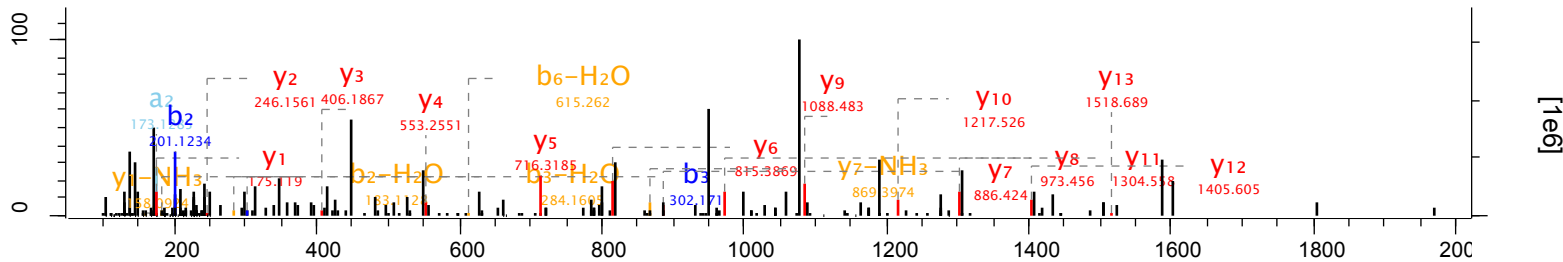
20120630\_EXQ2\_AtDe\_SA\_WTR\_OG\_pooled\_final\_1\_1

34248

FTMS; HCD

37.18

803.9



Raw file

Scan

Method

Score

m/z

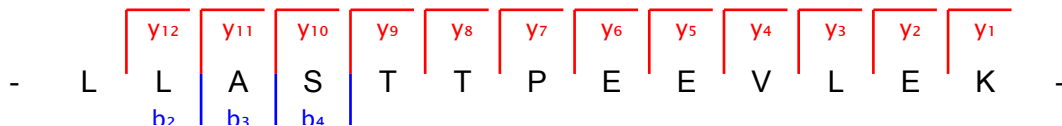
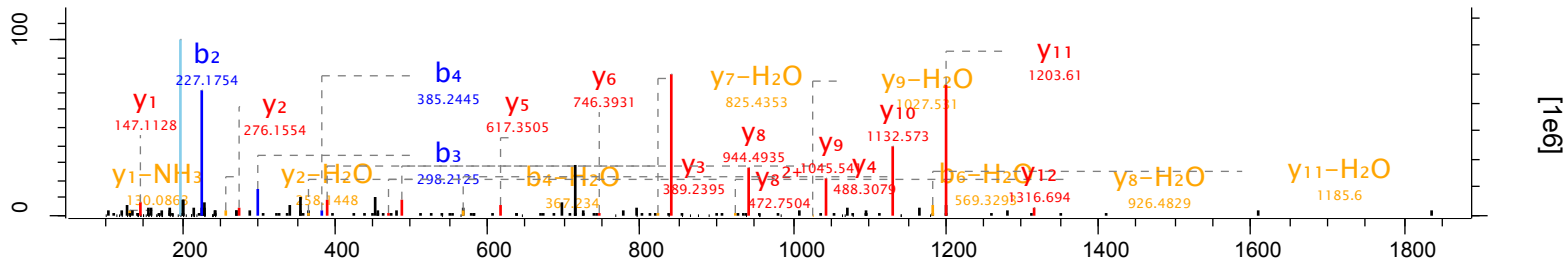
20120630\_EXQ2\_AtDe\_SA\_WTR\_OG\_pooled\_final\_1\_1

35980

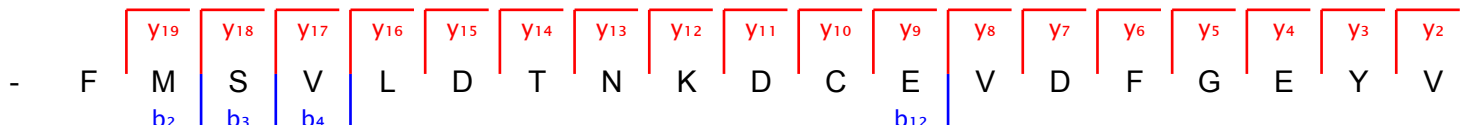
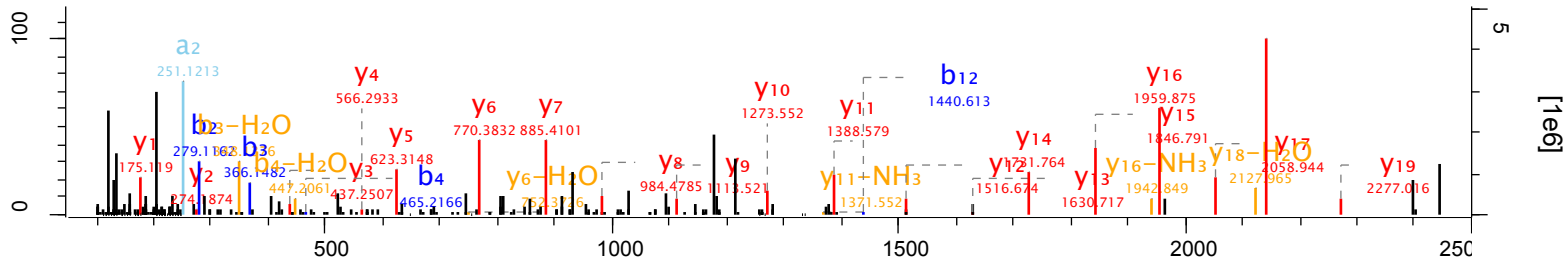
FTMS; HCD

78.4

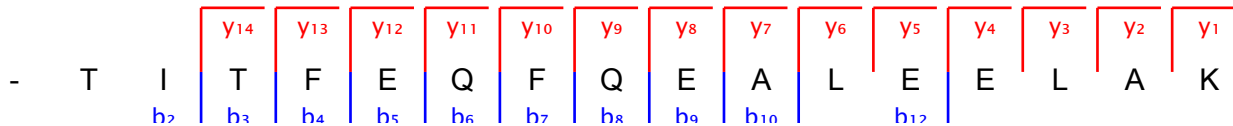
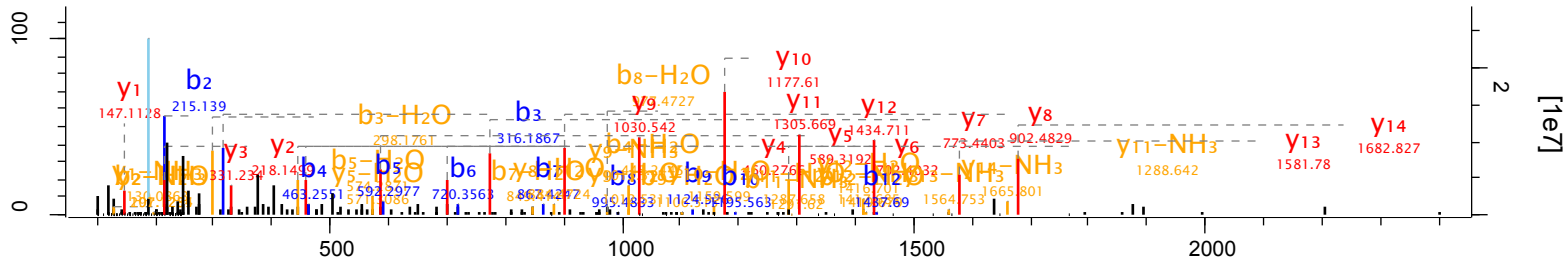
715.4



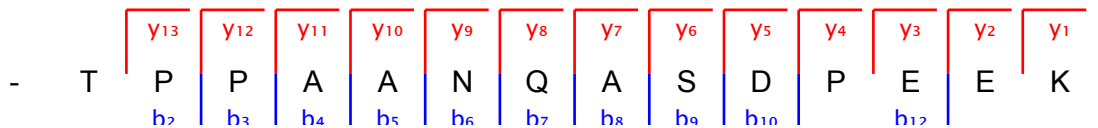
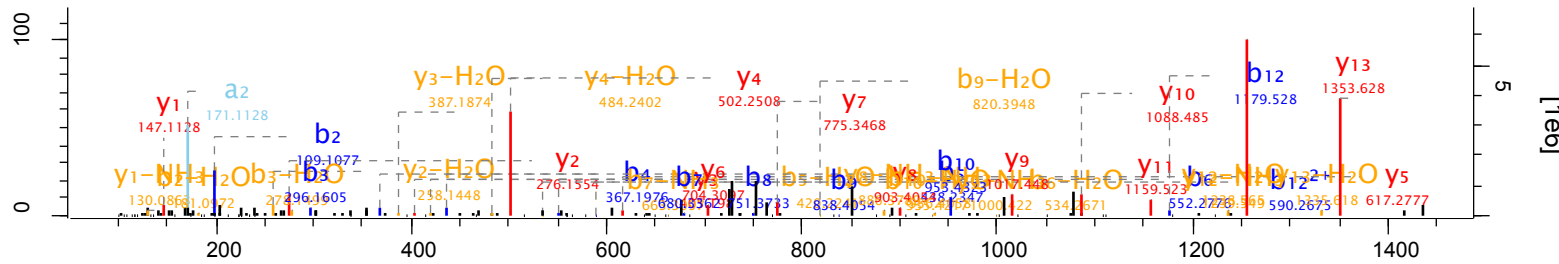
Raw file	Scan	Method	Score	m/z	Gene names
20120630_EXQ2_AtDe_SA_WTR_OG_pooled_final_1_1	52851	FTMS; HCD	123.19	808.7	S100a3



Raw file	Scan	Method	Score	m/z	Gene names
20120630_EXQ2_AtDe_SA_WTR_OG_pooled_final_1_1	65889	FTMS; HCD	246.27	949.49	Tppp

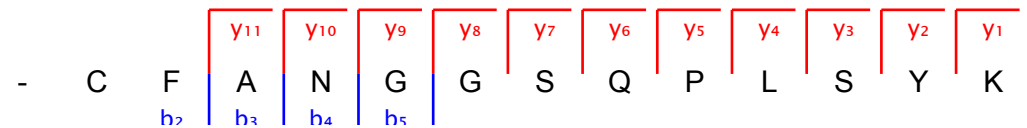
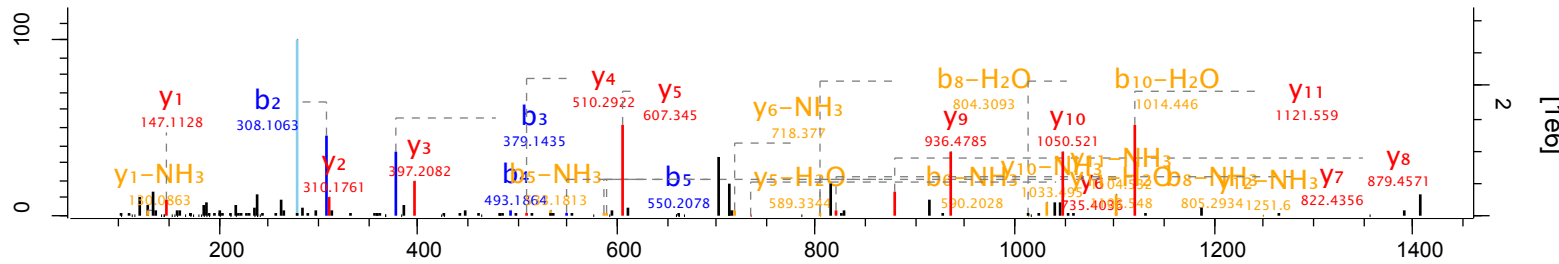


Raw file	Scan	Method	Score	m/z	Gene names
20120630_EXQ2_AtDe_SA_WTR_OG_pooled_final_1_1	8771	FTMS; HCD	159.02	727.84	Pcp411

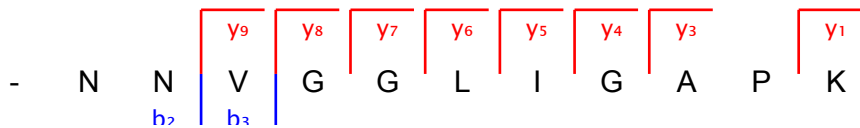
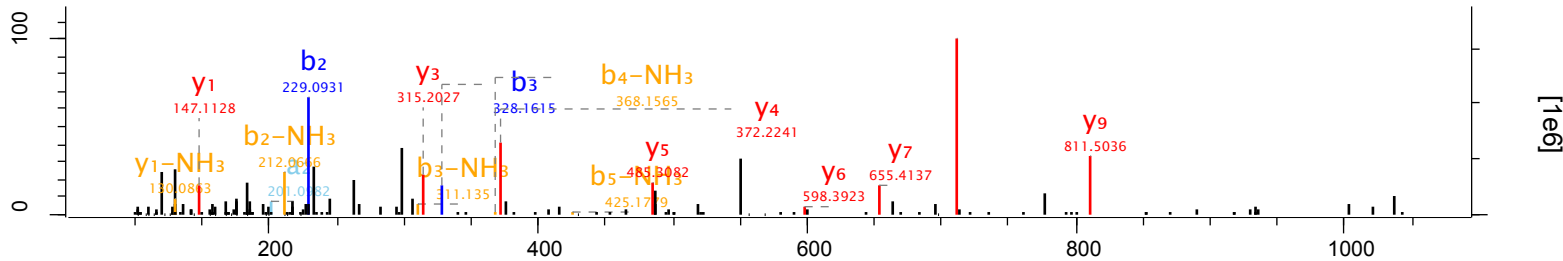




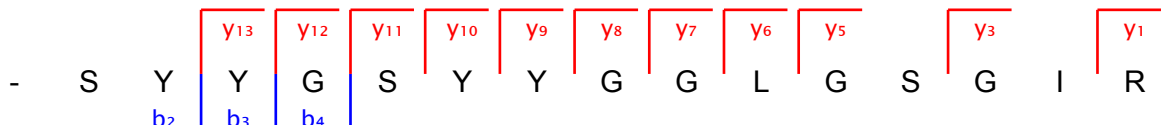
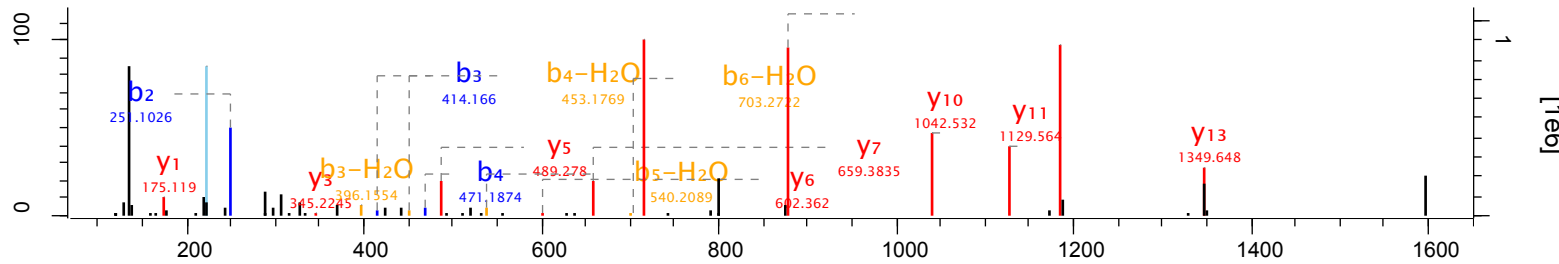
Raw file	Scan	Method	Score	m/z	Gene names
20120630_EXQ2_AtDe_SA_WTR_OG_pooled_final_1_10	24084	FTMS; HCD	98.94	714.83	Vsig8



Raw file	Scan	Method	Score	m/z	Gene names
20120630_EXQ2_AtDe_SA_WTR_OG_pooled_final_1_10	25100	FTMS; HCD	64.82	520.3	Eya2



Raw file	Scan	Method	Score	m/z	Gene names
20120630_EXQ2_AtDe_SA_WTR_OG_pooled_final_1_10	38715	FTMS; HCD	66.39	800.38	Krtap19-5



Raw file

20120630\_EXQ2\_AtDe\_SA\_WTR\_OG\_pooled\_final\_1\_10

Scan

8743

Method

FTMS; HCD

Score

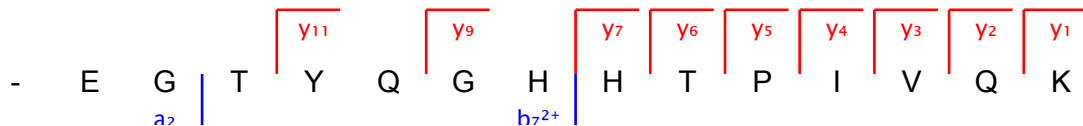
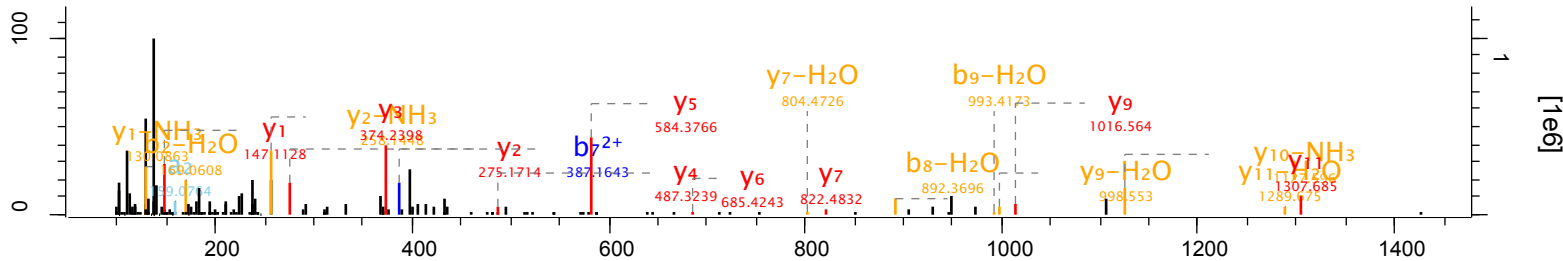
72.7

m/z

399.45

Gene names

mt-Co3;Mtco



Raw file

20120630\_EXQ2\_AtDe\_SA\_WTR\_OG\_pooled\_final\_1\_11

Scan

10309

Method

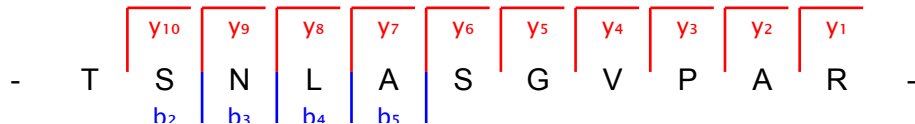
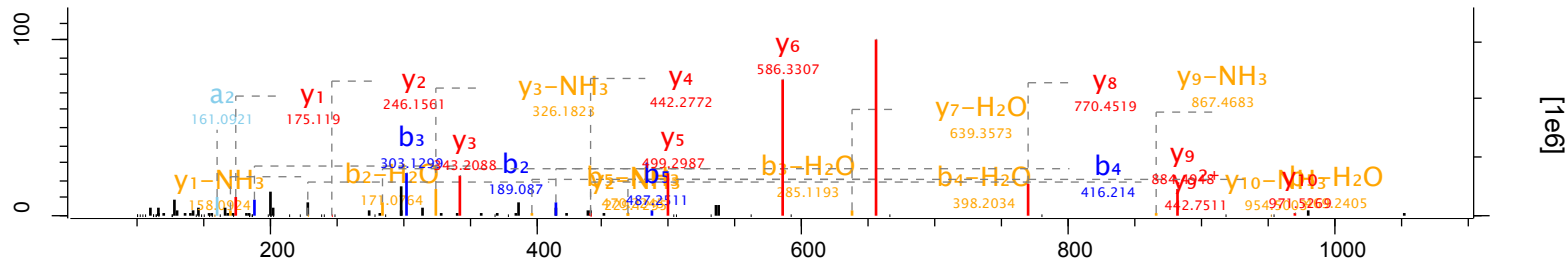
FTMS; HCD

Score

110.08

m/z

536.79



Raw file

20120630\_EXQ2\_AtDe\_SA\_WTR\_OG\_pooled\_final\_1\_11

Scan

11518

Method

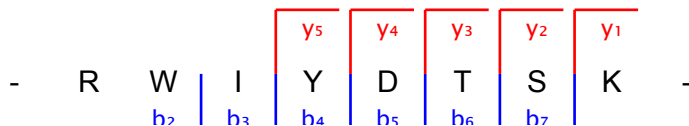
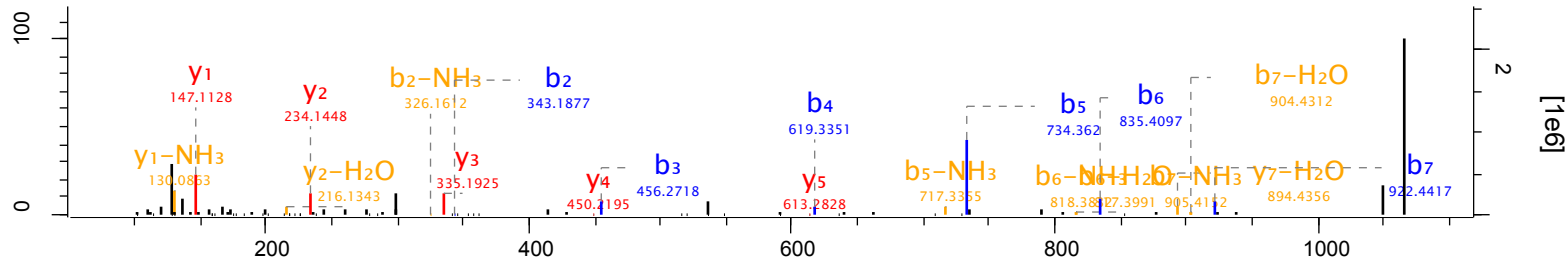
FTMS; HCD

Score

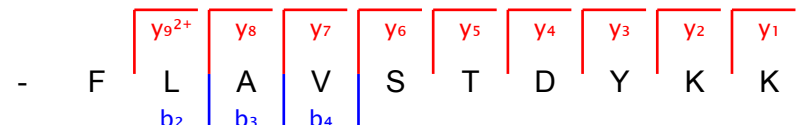
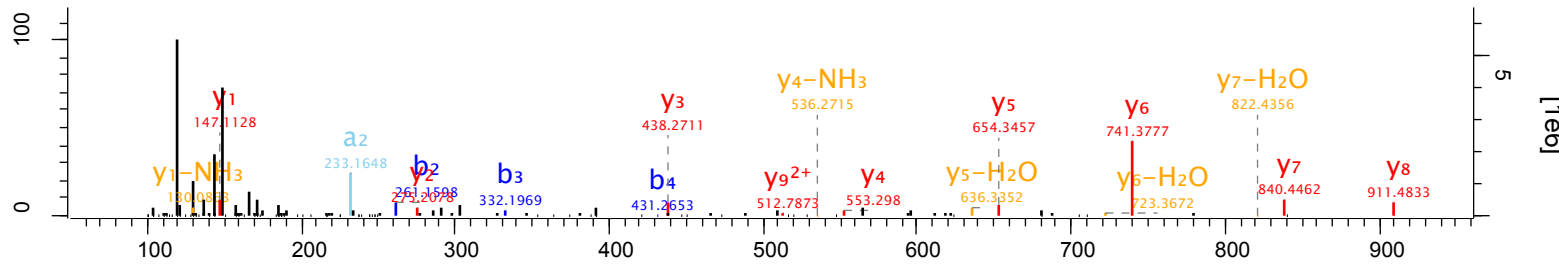
104.01

m/z

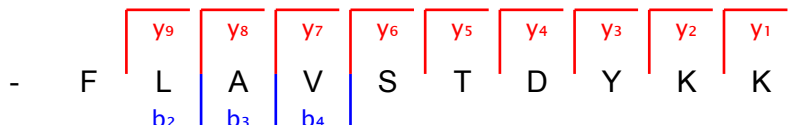
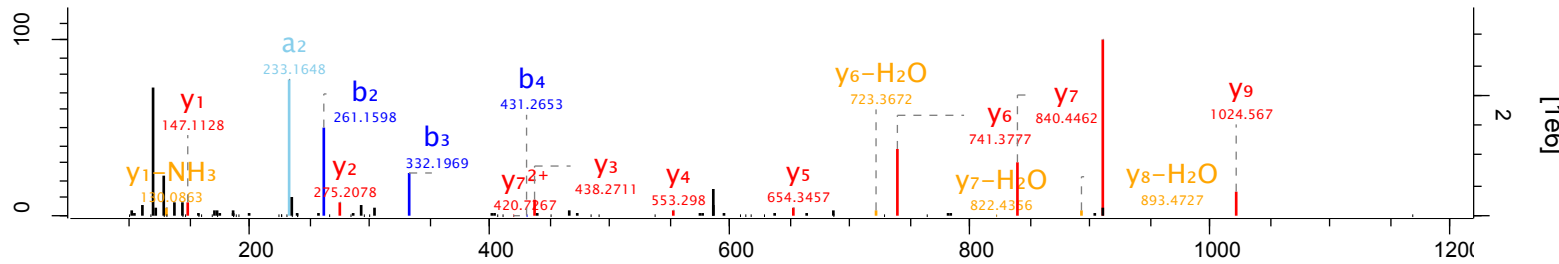
535.28



Raw file	Scan	Method	Score	m/z	Gene names
20120630_EXQ2_AtDe_SA_WTR_OG_pooled_final_1_11	15766	FTMS; HCD	85.53	391.22	Ndufa4l2

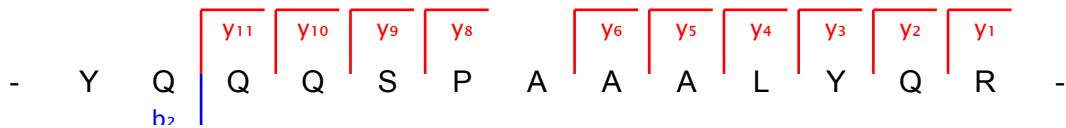
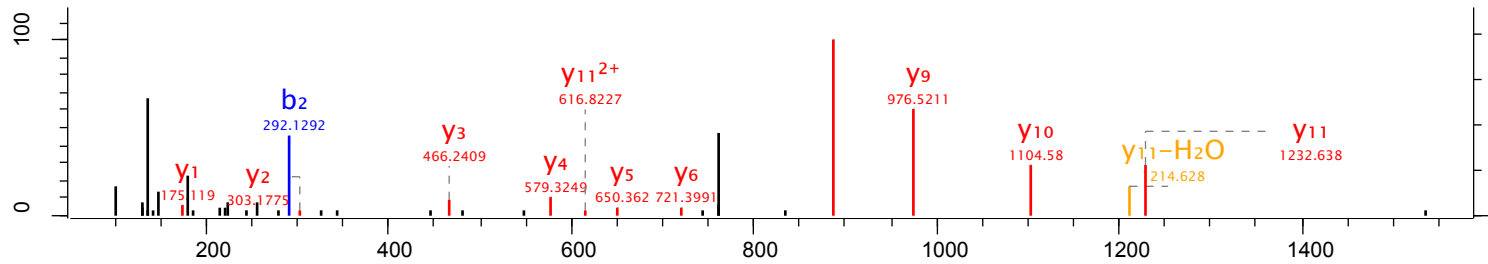


Raw file	Scan	Method	Score	m/z	Gene names
20120630_EXQ2_AtDe_SA_WTR_OG_pooled_final_1_11	15783	FTMS; HCD	92.54	586.32	Ndufa4l2



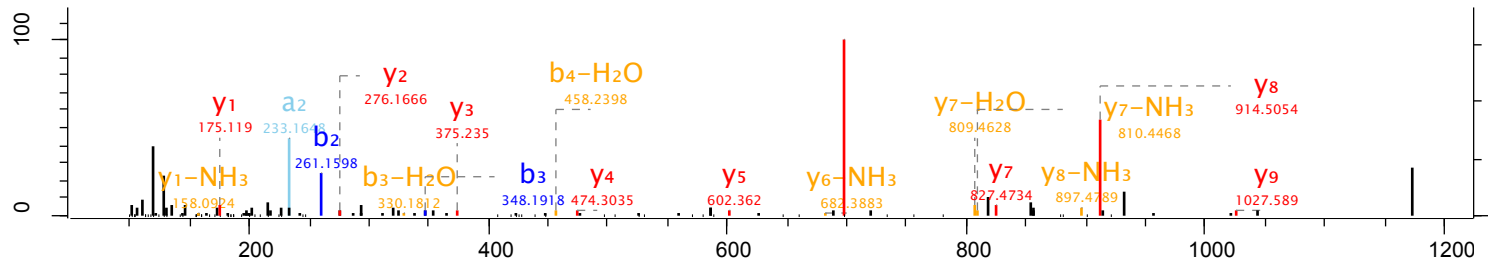


Raw file	Scan	Method	Score	m/z	Gene names
20120630_EXQ2_AtDe_SA_WTR_OG_pooled_final_1_11	19845	FTMS; HCD	52.58	762.39	Nfatc2

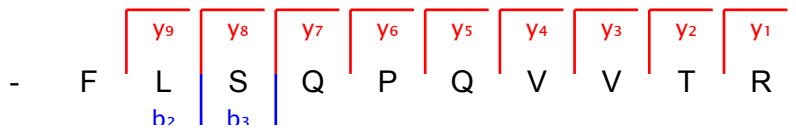


[1e5]

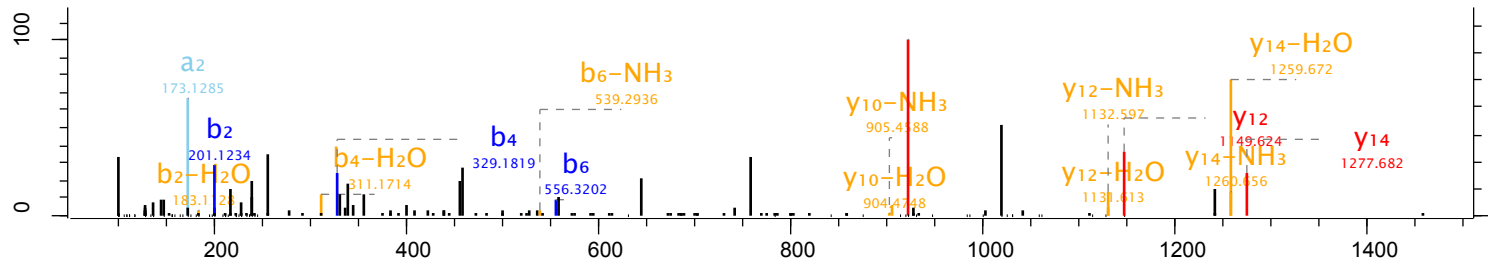
Raw file	Scan	Method	Score	m/z	Gene names
20120630_EXQ2_AtDe_SA_WTR_OG_pooled_final_1_11	21312	FTMS; HCD	69.79	587.84	Syngn2



[1e6]

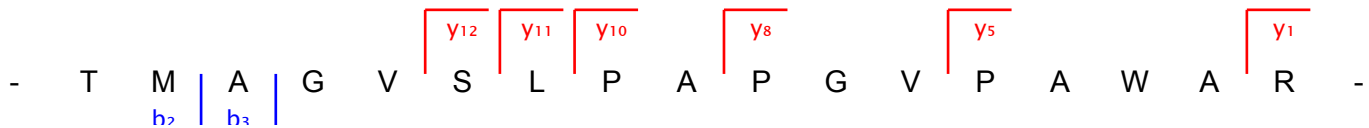
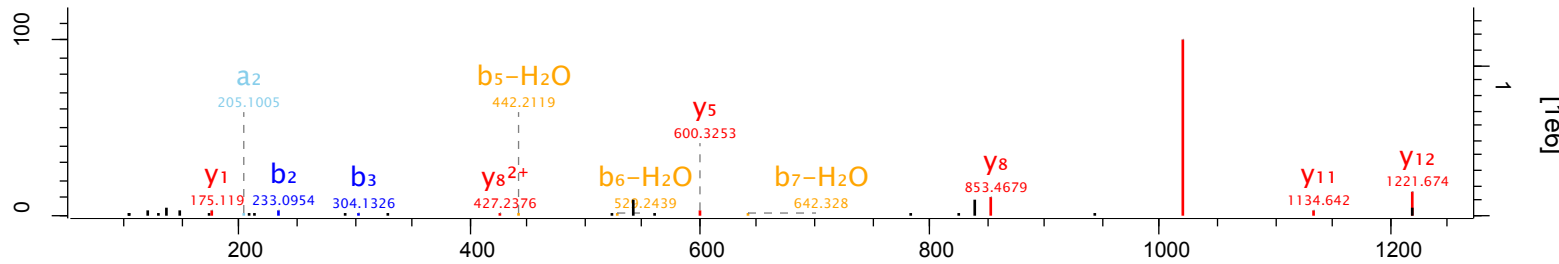


Raw file	Scan	Method	Score	m/z	Gene names
20120630_EXQ2_AtDe_SA_WTR_OG_pooled_final_1_11	32275	FTMS; HCD	79.87	739.41	Gdf7

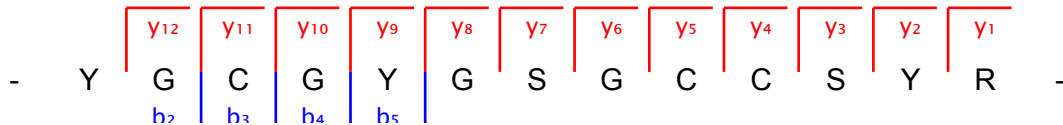
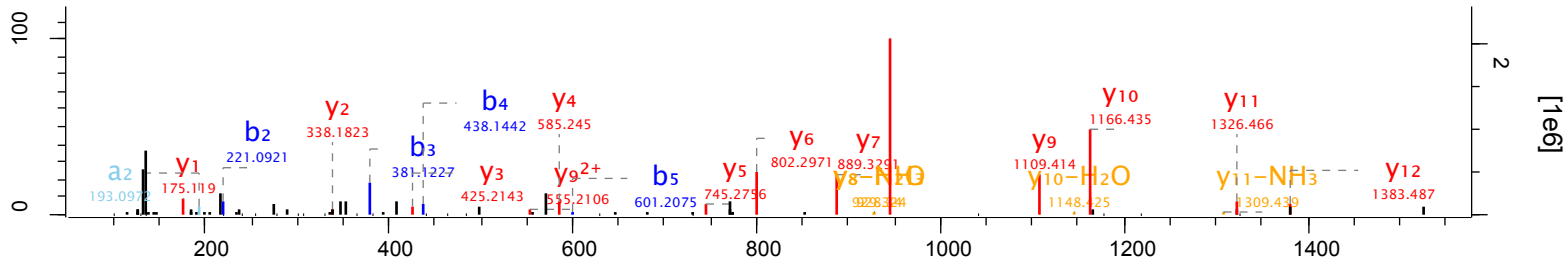


[1e7]

Raw file	Scan	Method	Score	m/z	Gene names
20120630_EXQ2_AtDe_SA_WTR_OG_pooled_final_1_11	52138	FTMS; HCD	30.57	840.95	Mea1



Raw file	Scan	Method	Score	m/z	Gene names
20120630_EXQ2_AtDe_SA_WTR_OG_pooled_final_1_11	8902	FTMS; HCD	104.41	773.78	Krtap21-1



Raw file

Scan

Method

Score

m/z

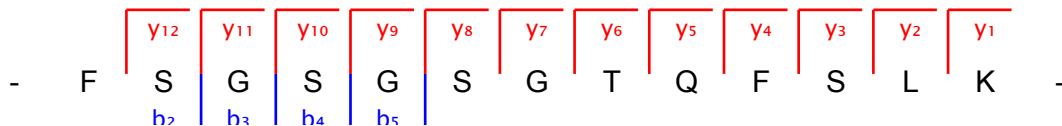
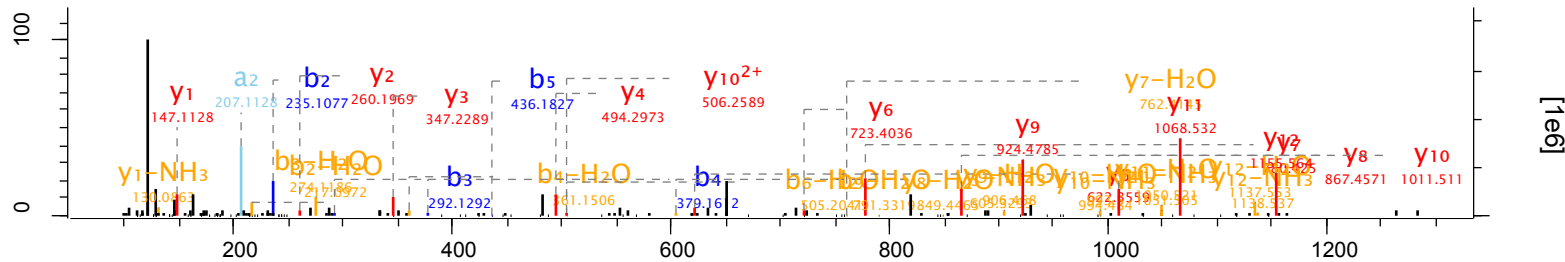
20120630\_EXQ2\_AtDe\_SA\_WTR\_OG\_pooled\_final\_1\_12

19739

FTMS; HCD

126.51

651.82



Raw file

20120630\_EXQ2\_AtDe\_SA\_WTR\_OG\_pooled\_final\_1\_12

Scan

2211

Method

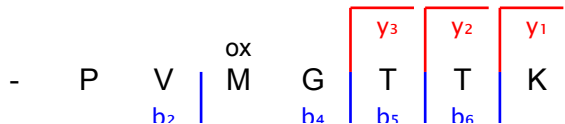
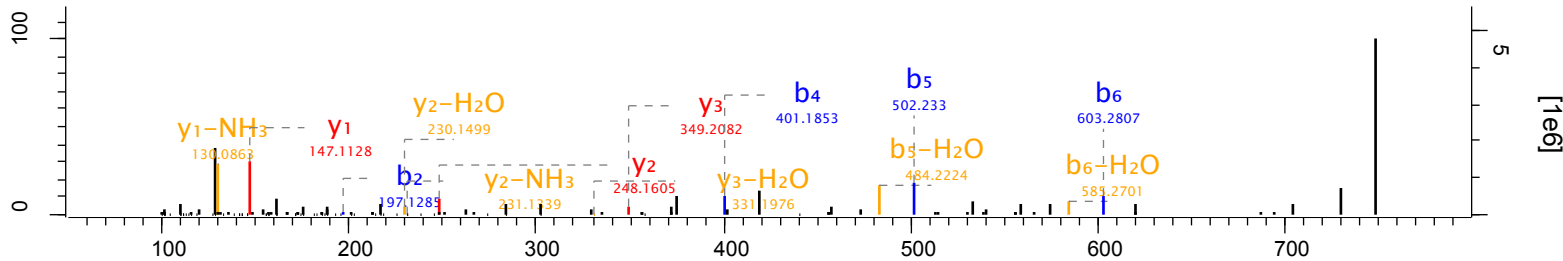
FTMS; HCD

Score

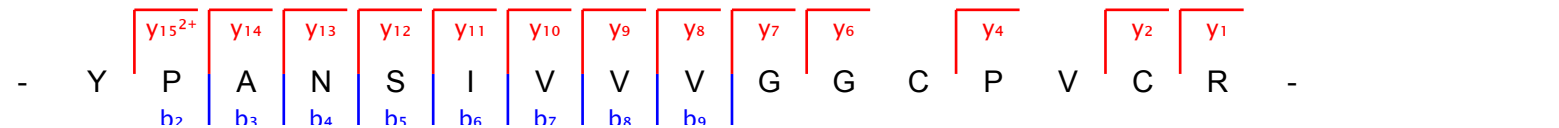
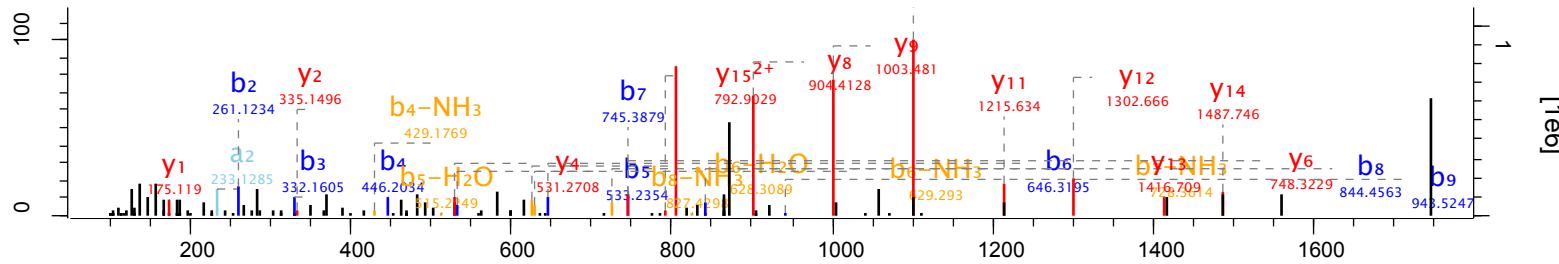
76.85

m/z

375.2


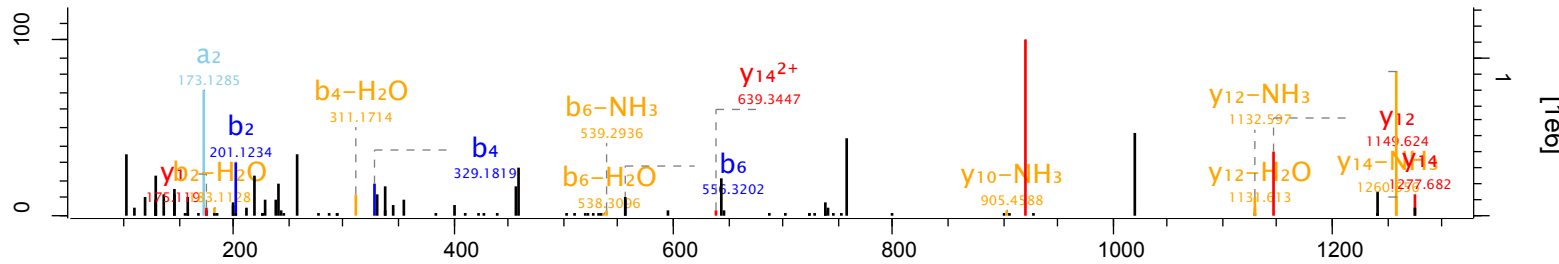


Raw file	Scan	Method	Score	m/z	Gene name
20120630_EXQ2_AtDe_SA_WTR_OG_pooled_final_1_12	32085	FTMS; HCD	100.68	874.44	Bri3

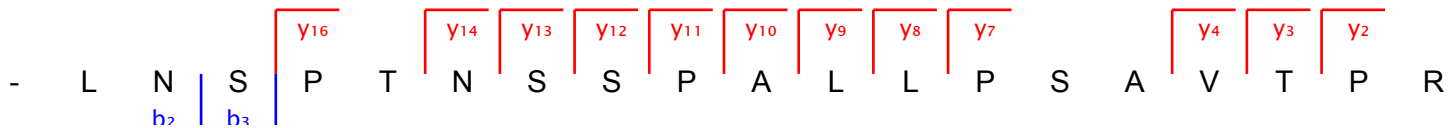
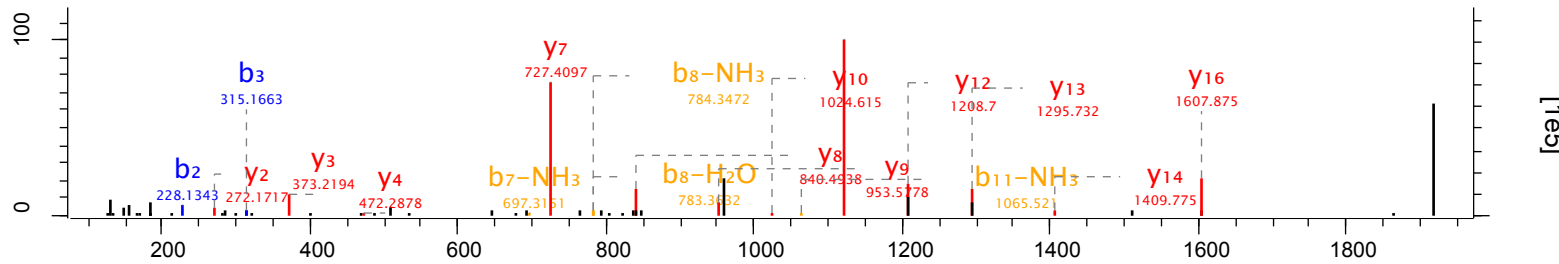




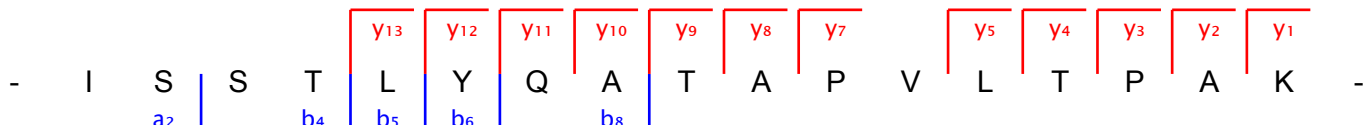
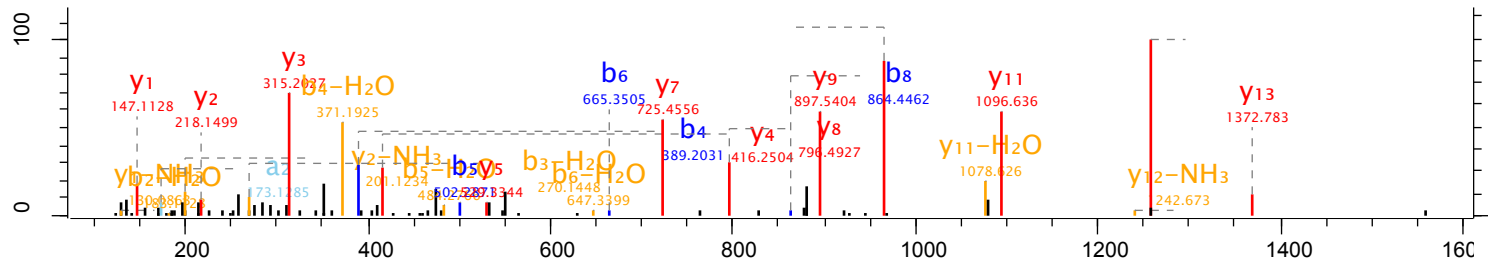
Raw file	Scan	Method	Score	m/z	Gene names
20120630_EXQ2_AtDe_SA_WTR_OG_pooled_final_1_12	35231	FTMS; HCD	69.92	739.4	Gdf7



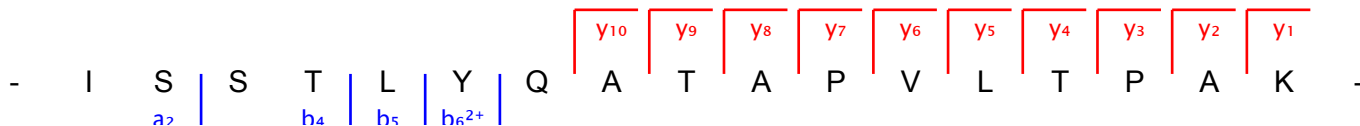
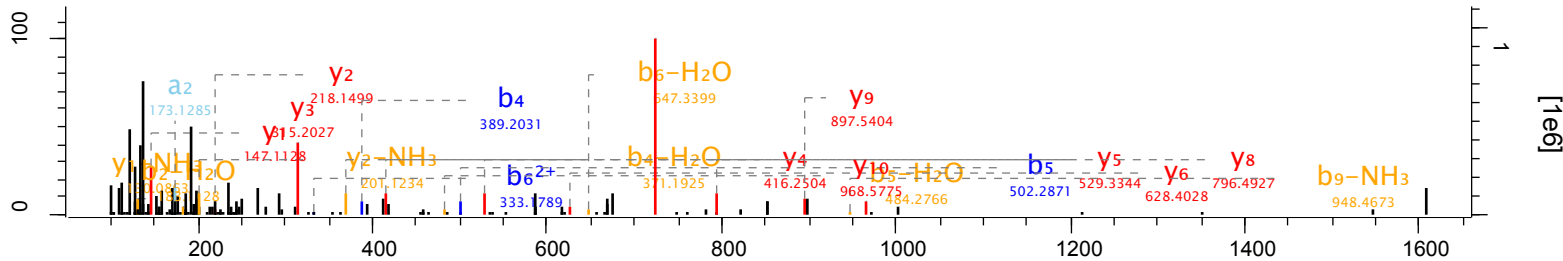
Raw file	Scan	Method	Score	m/z	Gene names
20120630_EXQ2_AtDe_SA_WTR_OG_pooled_final_1_12	37364	FTMS; HCD	49.77	961.52	Rgcc



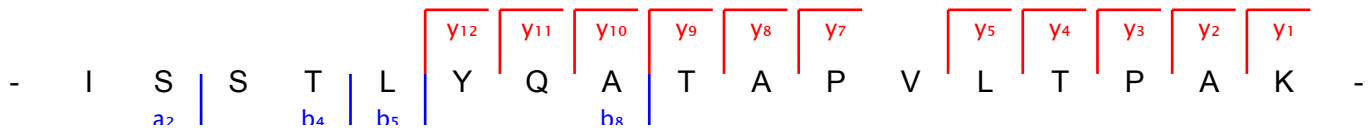
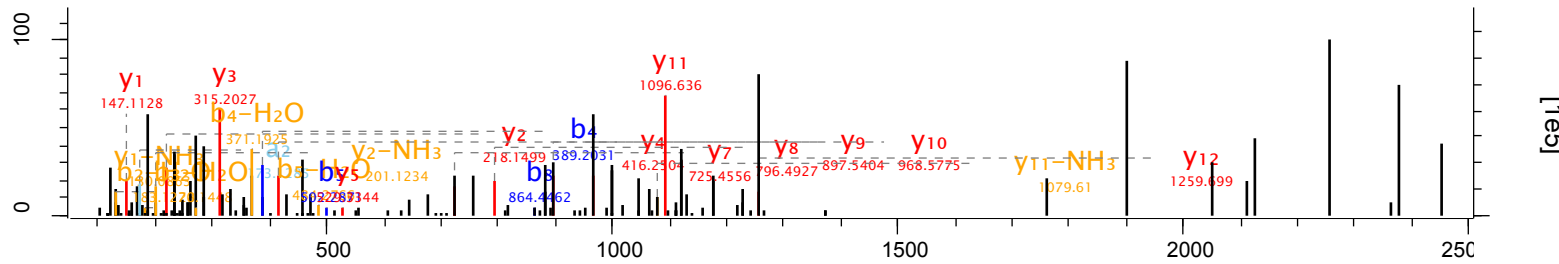
Raw file	Scan	Method	Score	m/z	Gene names
20120630_EXQ2_AtDe_SA_WTR_OG_pooled_final_1_12	37986	FTMS; HCD	94.2	880.99	Krtcap2



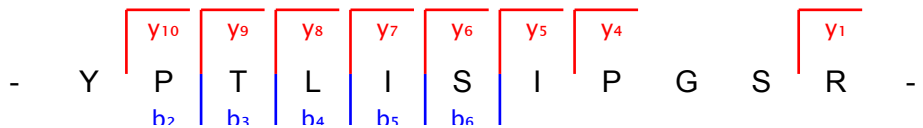
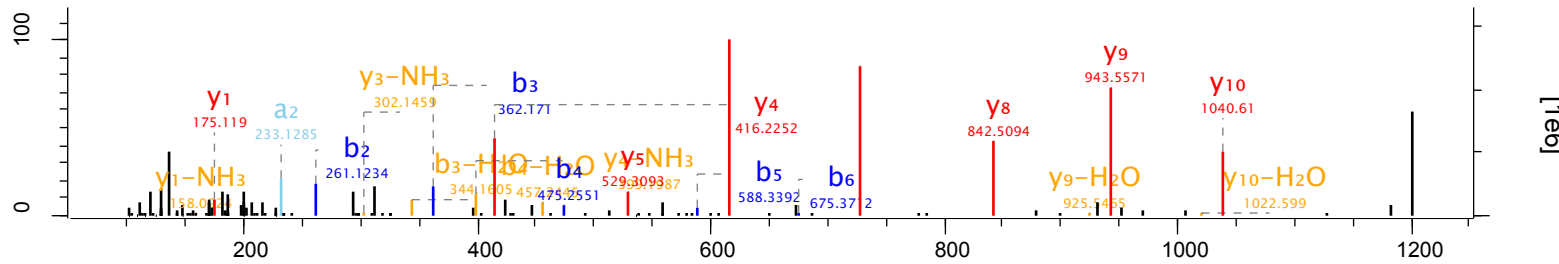
Raw file	Scan	Method	Score	m/z	Gene names
20120630_EXQ2_AtDe_SA_WTR_OG_pooled_final_1_12	38063	FTMS; HCD	37.69	588	Krtcap2



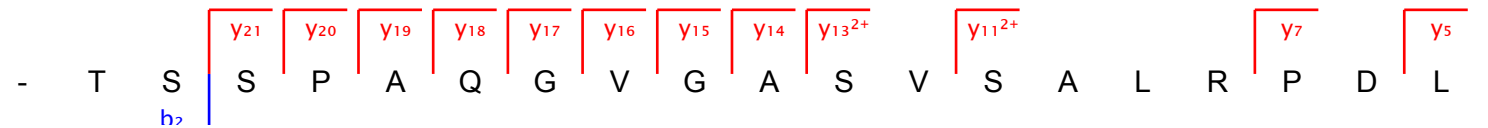
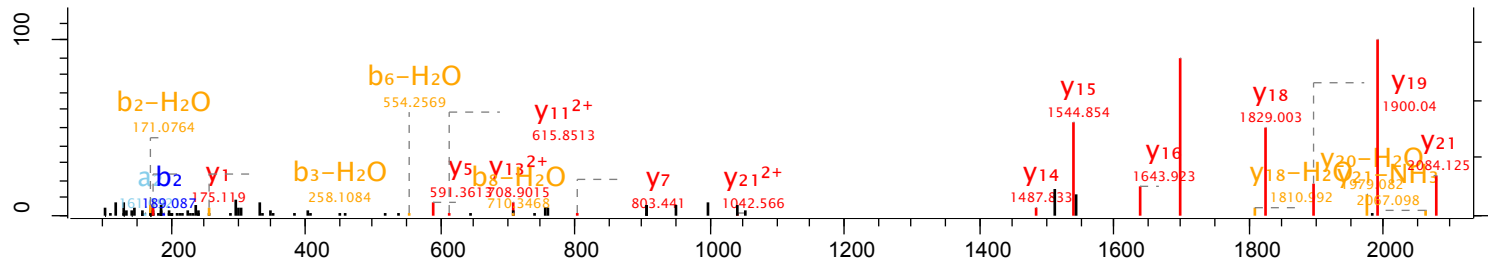
Raw file	Scan	Method	Score	m/z	Gene names
20120630_EXQ2_AtDe_SA_WTR_OG_pooled_final_1_12	38160	FTMS; HCD	61.82	882.14	Krtcap2



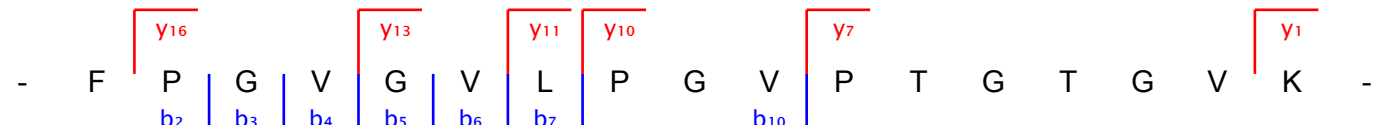
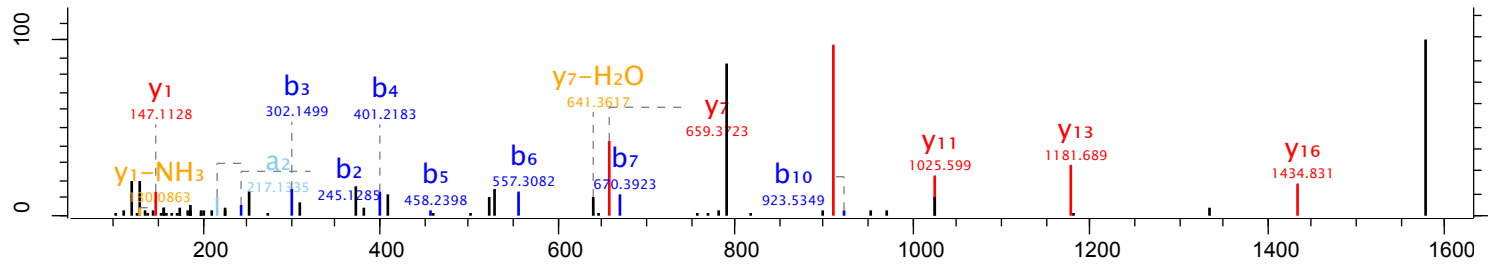
Raw file	Scan	Method	Score	m/z	Gene names
20120630_EXQ2_AtDe_SA_WTR_OG_pooled_final_1_12	41496	FTMS; HCD	89.8	602.34	Kctd12b



Raw file	Scan	Method	Score	m/z	Gene names
20120630_EXQ2_AtDe_SA_WTR_OG_pooled_final_1_12	46214	FTMS; HCD	50.2	758.41	PIIp



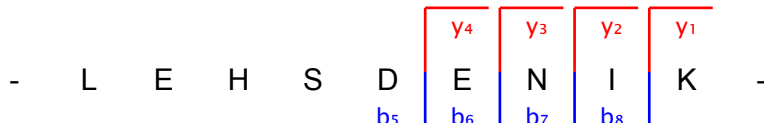
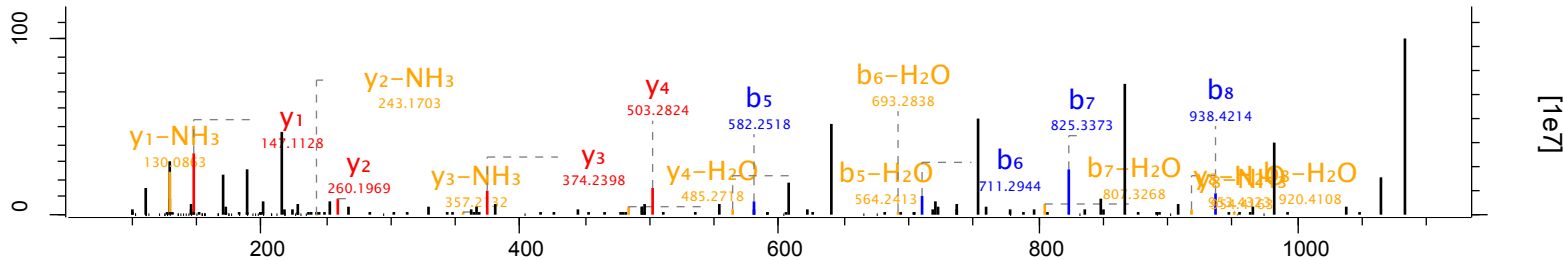
Raw file	Scan	Method	Score	m/z	Gene names
20120630_EXQ2_AtDe_SA_WTR_OG_pooled_final_1_12	49867	FTMS; HCD	62.36	791.45	Eln



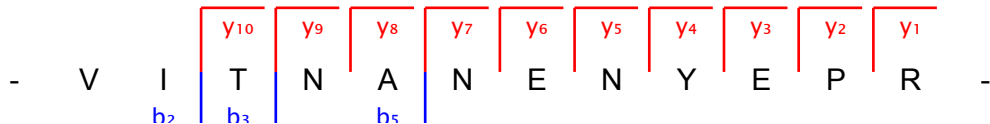
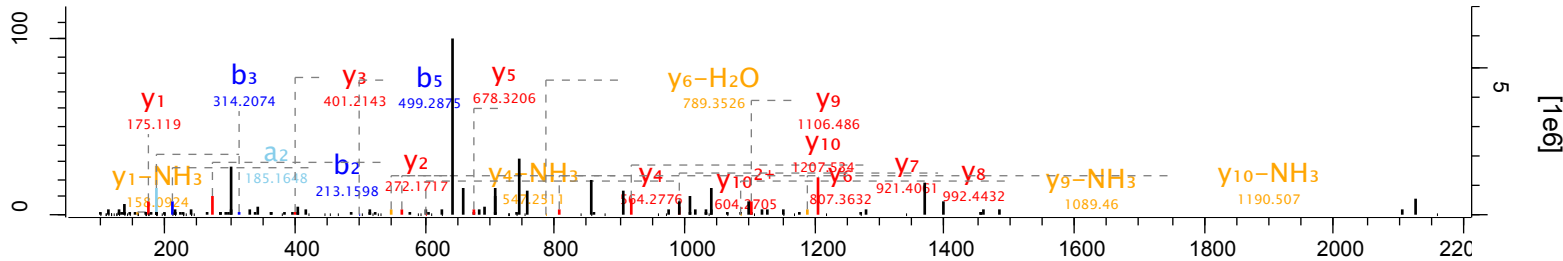
[1e5]



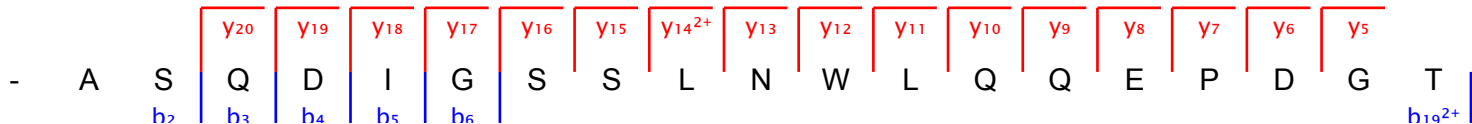
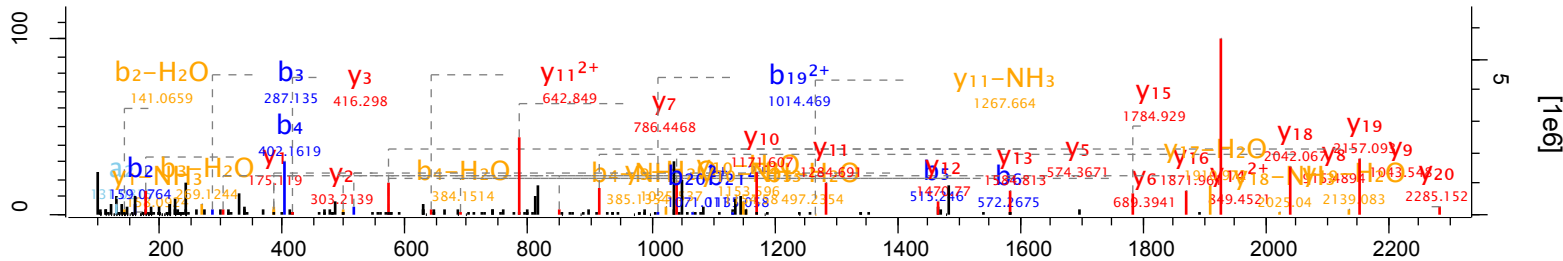
Raw file	Scan	Method	Score	m/z	Gene names
20120630_EXQ2_AtDe_SA_WTR_OG_pooled_final_1_2	10771	FTMS; HCD	86.67	542.77	Rgs13



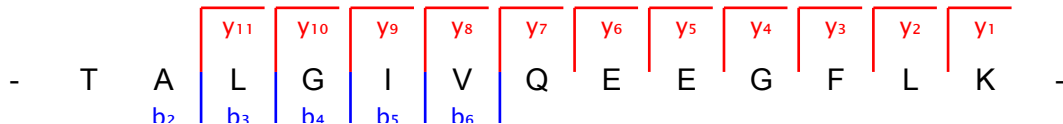
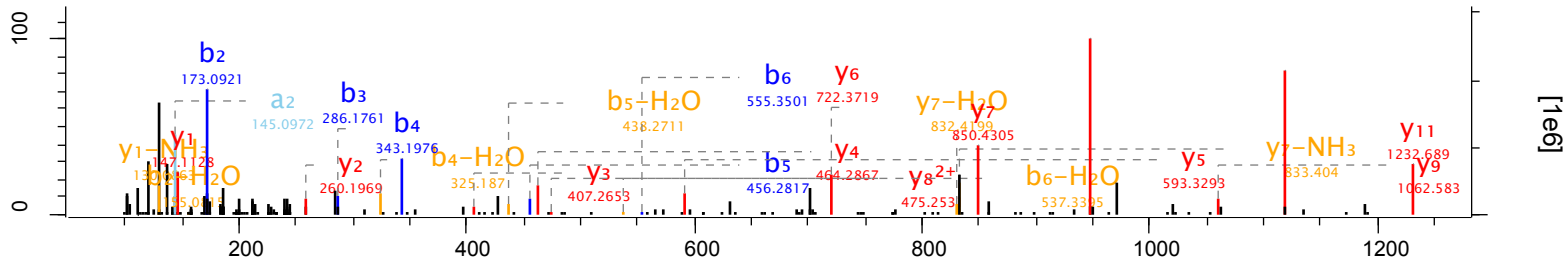
Raw file	Scan	Method	Score	m/z	Gene names
20120630_EXQ2_AtDe_SA_WTR_OG_pooled_final_1_2	15991	FTMS; HCD	54.87	710.64	C1qb



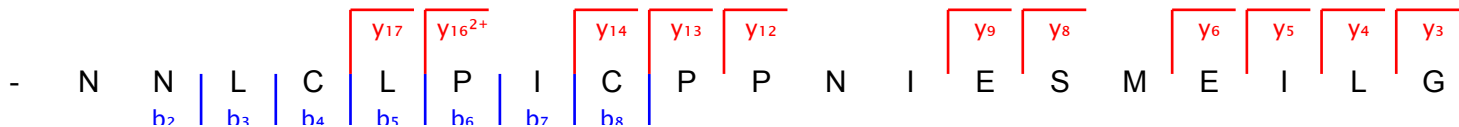
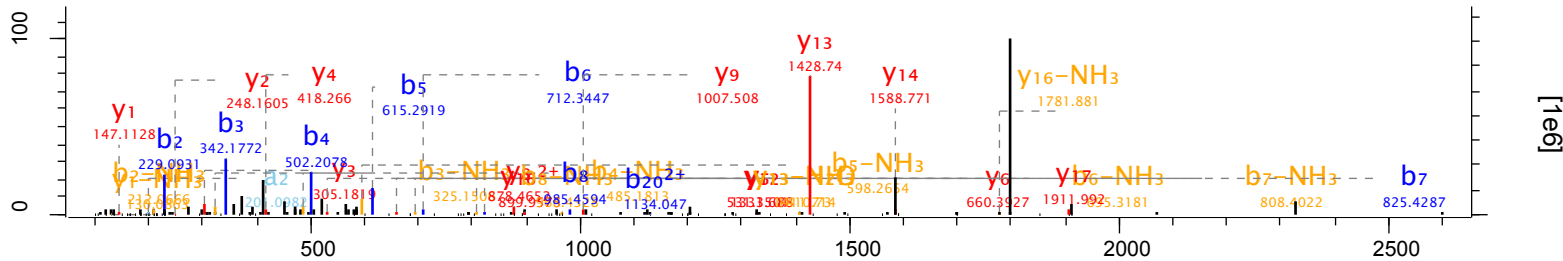
Raw file	Scan	Method	Score	m/z	Gene names
20120630_EXQ2_AtDe_SA_WTR_OG_pooled_final_1_2	45533	FTMS; HCD	129.2	815.08	Gm5571



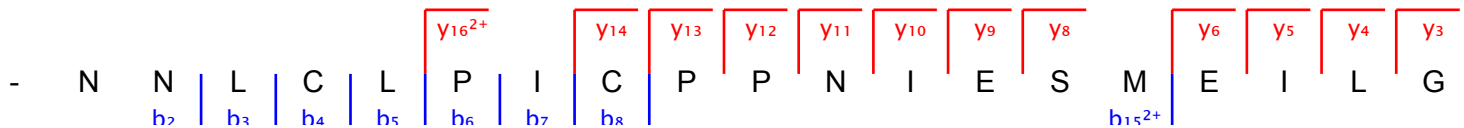
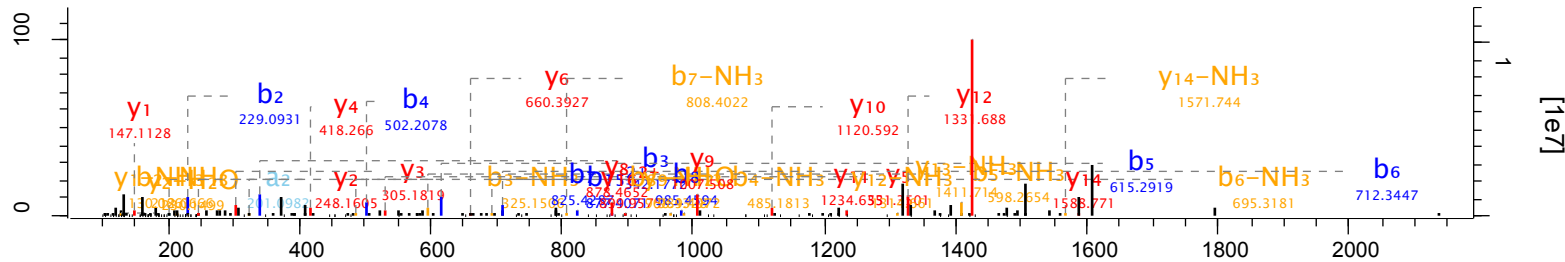
Raw file	Scan	Method	Score	m/z	Gene names
20120630_EXQ2_AtDe_SA_WTR_OG_pooled_final_1_2	50373	FTMS; HCD	111.31	702.89	Slc25a27



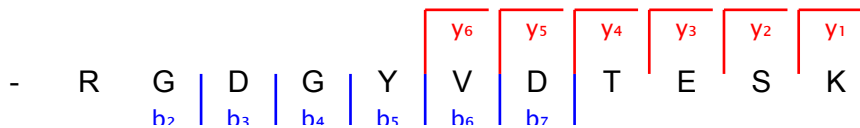
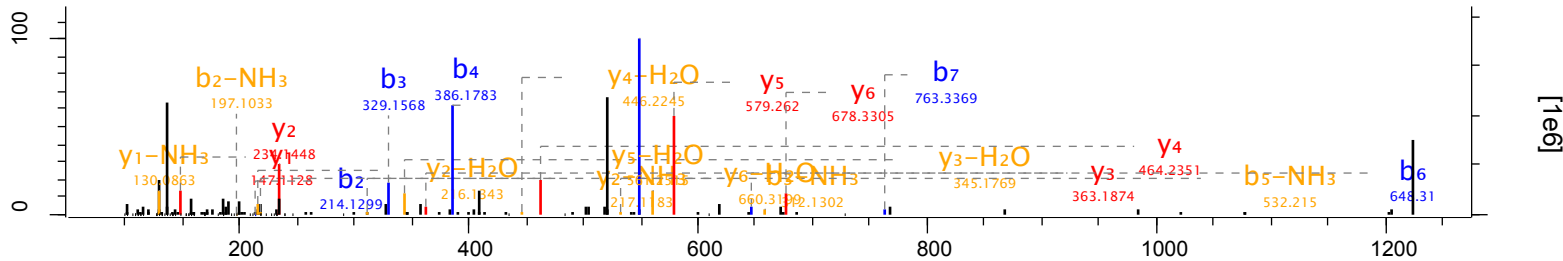
Raw file	Scan	Method	Score	m/z	Gene names
20120630_EXQ2_AtDe_SA_WTR_OG_pooled_final_1_2	64242	FTMS; HCD	99.41	1208.1	Ly6a



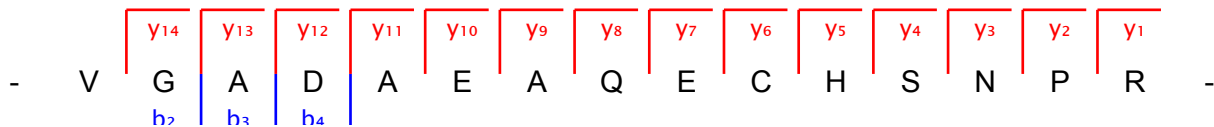
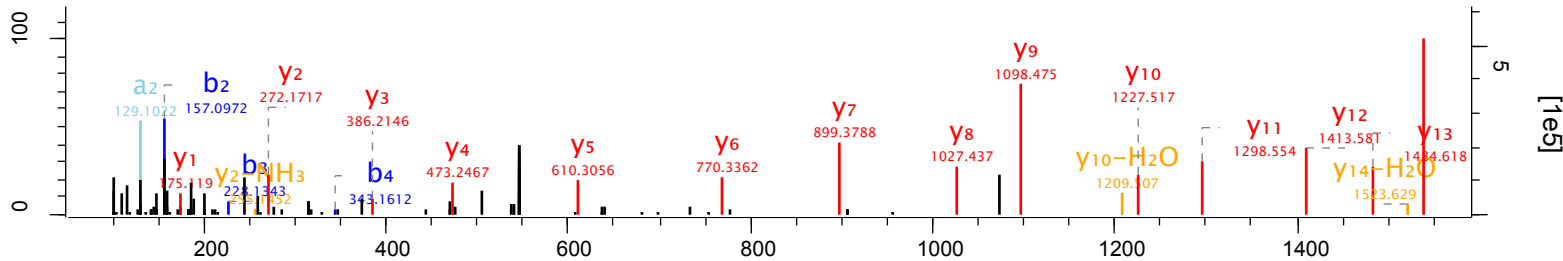
Raw file	Scan	Method	Score	m/z	Gene names
20120630_EXQ2_AtDe_SA_WTR_OG_pooled_final_1_2	64246	FTMS; HCD	103.73	805.4	Ly6a



Raw file	Scan	Method	Score	m/z	Gene names
20120630_EXQ2_AtDe_SA_WTR_OG_pooled_final_1_2	7922	FTMS; HCD	79.49	409.53	Sepw1

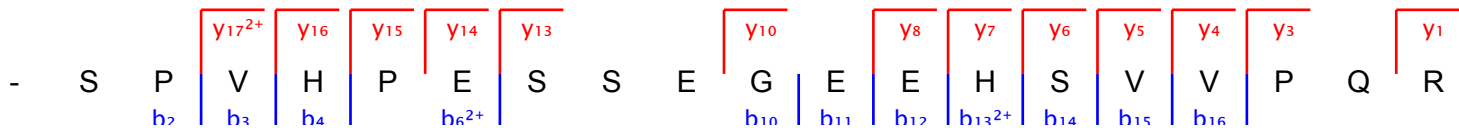
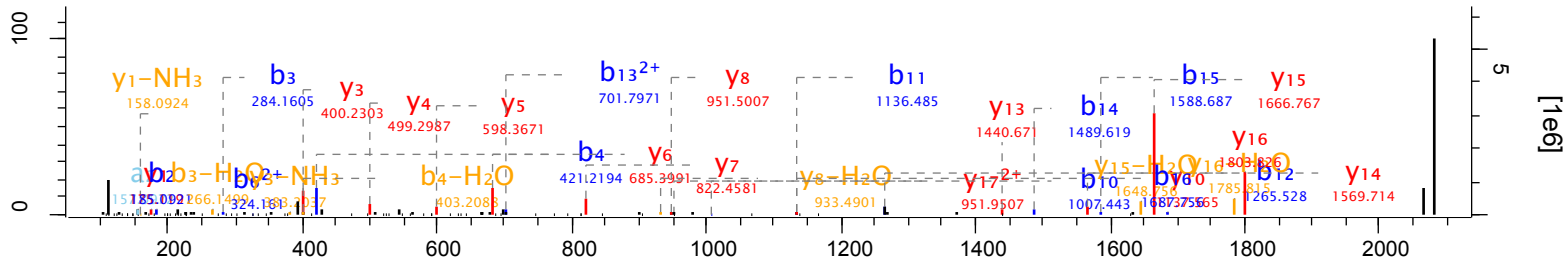


Raw file	Scan	Method	Score	m/z	Gene names
20120630_EXQ2_AtDe_SA_WTR_OG_pooled_final_1_2	8002	FTMS; HCD	76.82	547.57	Adrb3

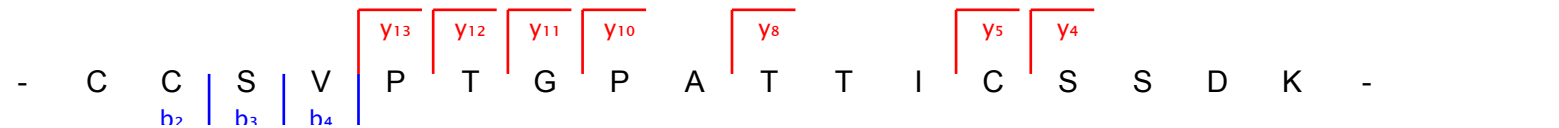
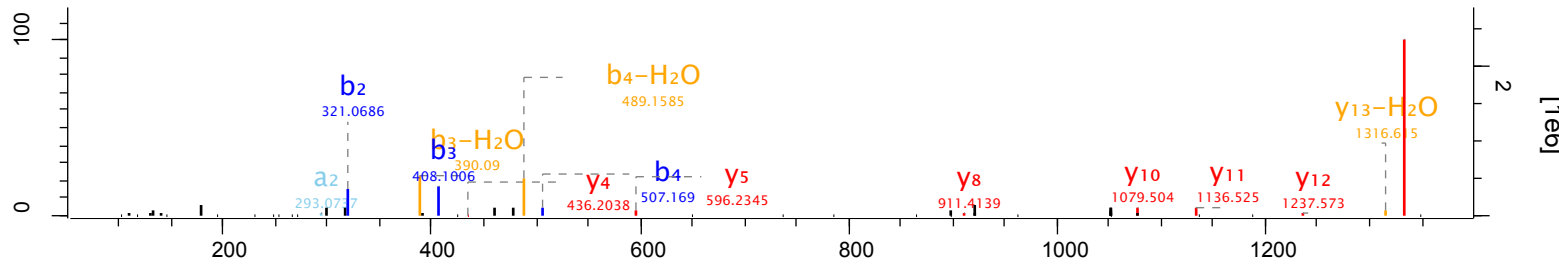




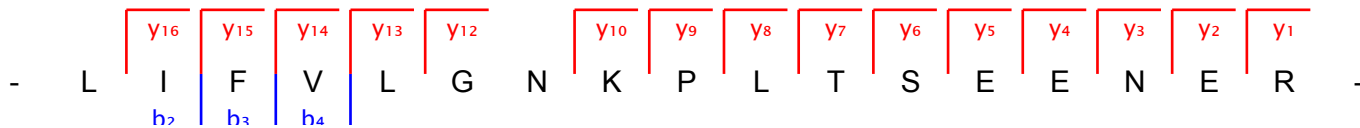
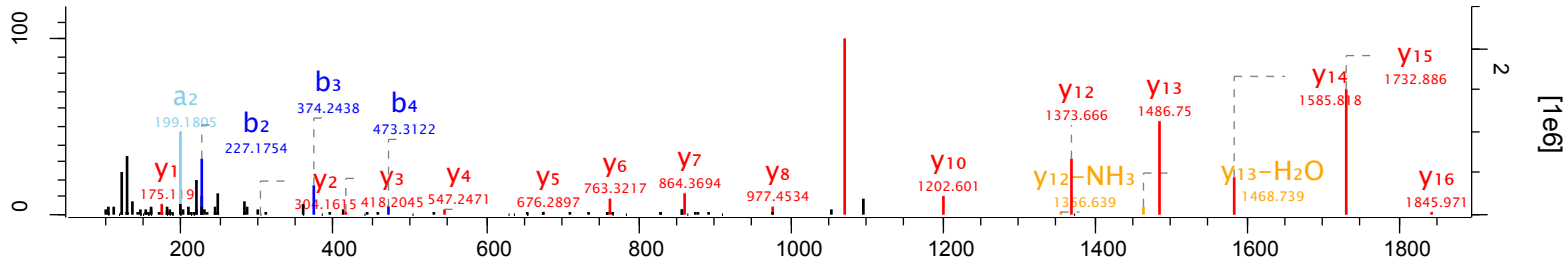
Raw file	Scan	Method	Score	m/z	Gene names
20120630_EXQ2_AtDe_SA_WTR_OG_pooled_final_1_3	14155	FTMS; HCD	144.3	696.67	Flg2



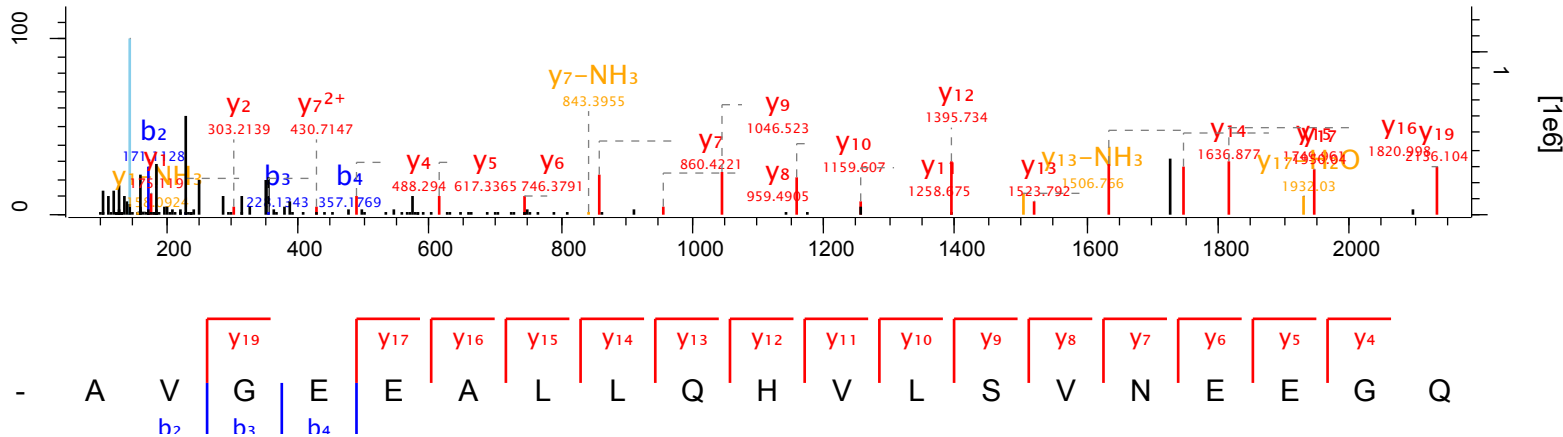
Raw file	Scan	Method	Score	m/z	Gene names
20120630_EXQ2_AtDe_SA_WTR_OG_pooled_final_1_3	26300	FTMS; HCD	44.04	921.4	Krtap3-1;Krtap



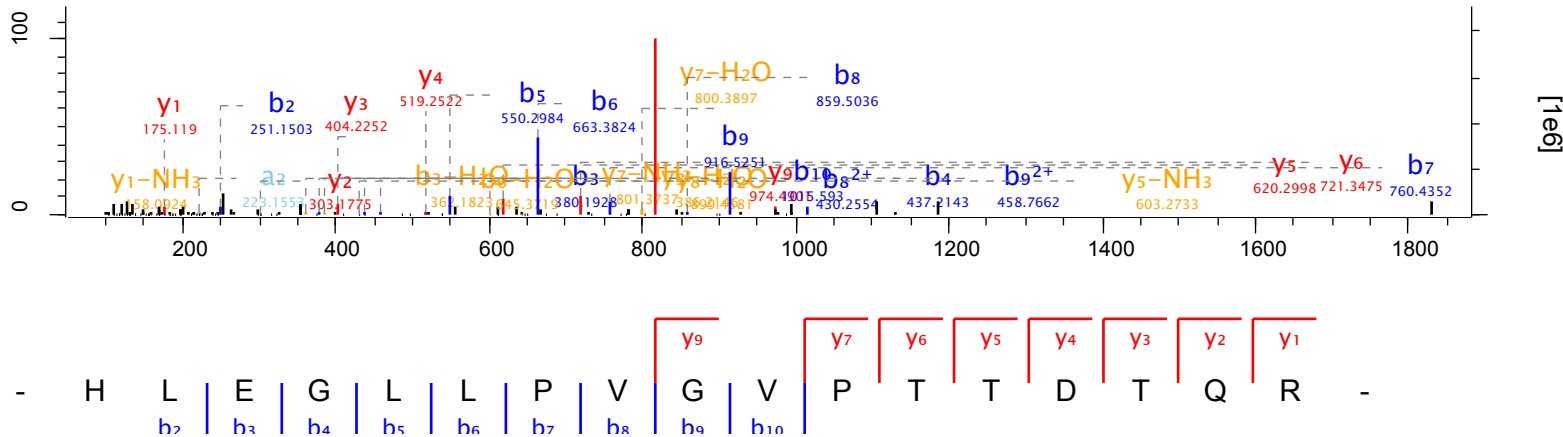
Raw file	Scan	Method	Score	m/z	Gene names
20120630_EXQ2_AtDe_SA_WTR_OG_pooled_final_1_3	47283	FTMS; HCD	92.26	654.03	Gm5938



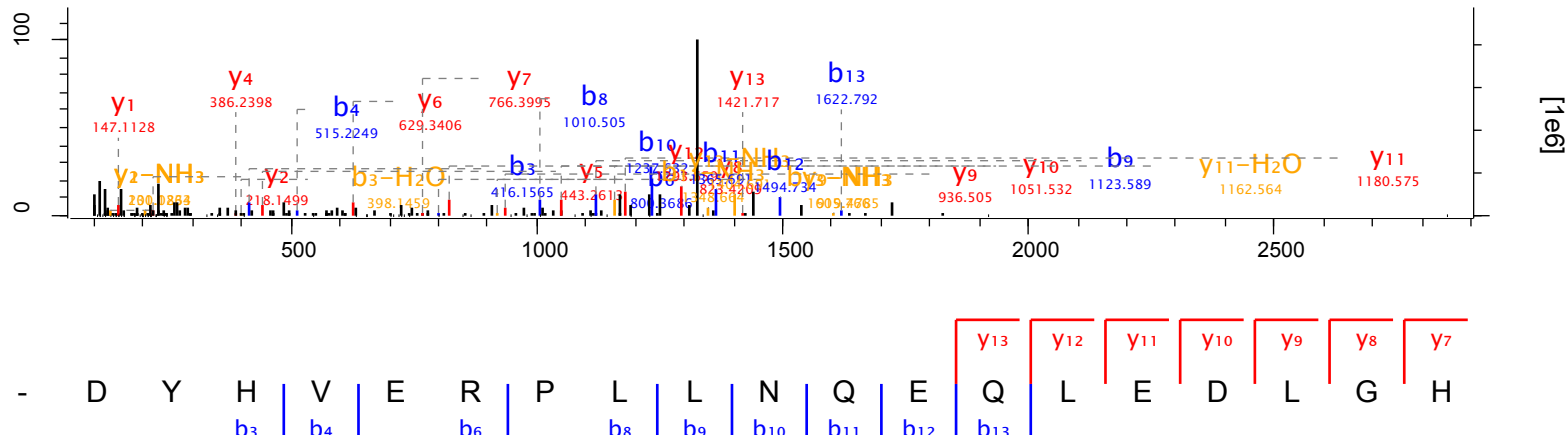
Raw file	Scan	Method	Score	m/z	Gene names
20120630_EXQ2_AtDe_SA_WTR_OG_pooled_final_1_3	47630	FTMS; HCD	92.1	577.56	Sec1415



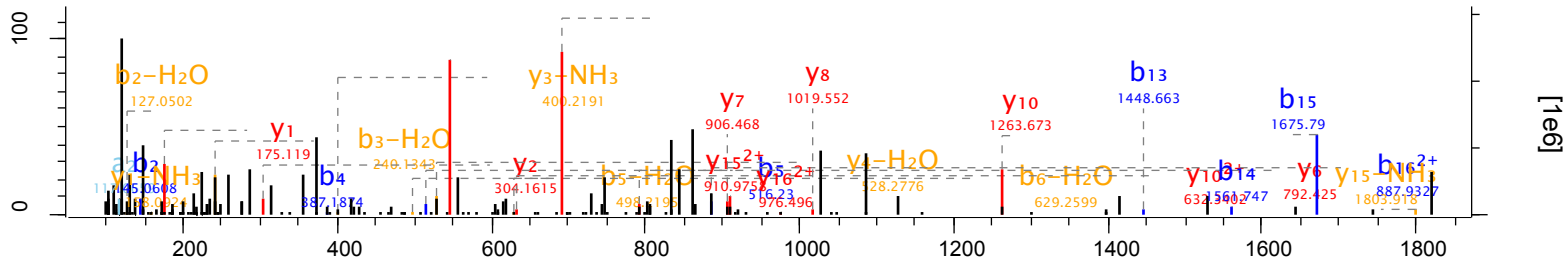
Raw file	Scan	Method	Score	m/z	Gene names
20120630_EXQ2_AtDe_SA_WTR_OG_pooled_final_1_3	47971	FTMS; HCD	81.65	611.67	Slc38a3



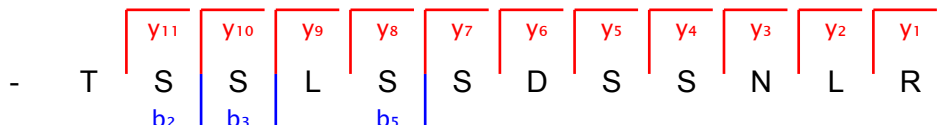
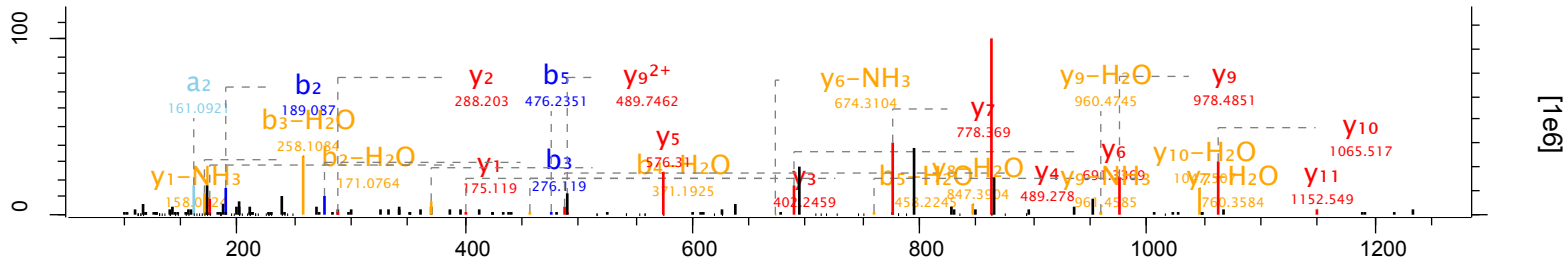
Raw file	Scan	Method	Score	m/z	Gene names
20120630_EXQ2_AtDe_SA_WTR_OG_pooled_final_1_3	51535	FTMS; HCD	70.32	584.1	Slc26a6



Raw file	Scan	Method	Score	m/z	Gene names
20120630_EXQ2_AtDe_SA_WTR_OG_pooled_final_1_3	59563	FTMS; HCD	42.5	617.81	Dusp26

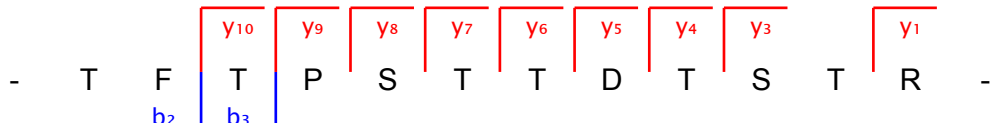
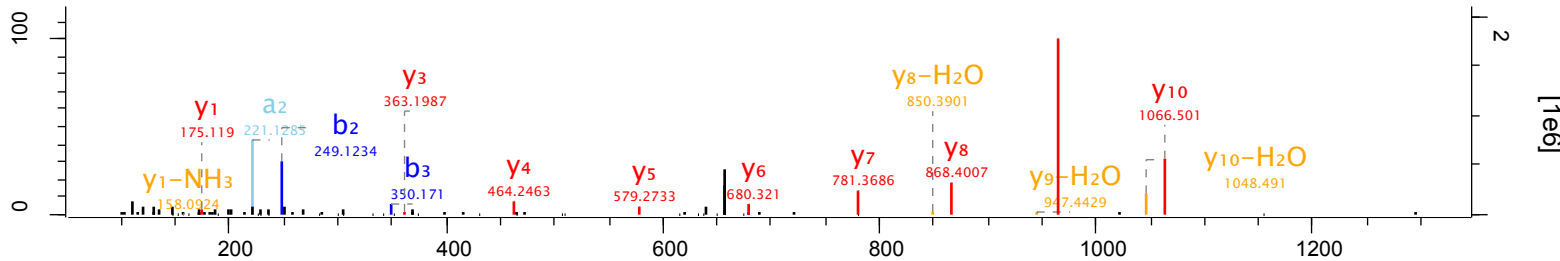


Raw file	Scan	Method	Score	m/z	Gene names
20120630_EXQ2_AtDe_SA_WTR_OG_pooled_final_1_4	14439	FTMS; HCD	114.24	627.3	Dbnidd2





Raw file	Scan	Method	Score	m/z	Gene names
20120630_EXQ2_AtDe_SA_WTR_OG_pooled_final_1_4	16413	FTMS; HCD	78.32	657.81	C5ar1



Raw file

20120630\_EXQ2\_AtDe\_SA\_WTR\_OG\_pooled\_final\_1\_4

Scan

17970

Method

FTMS; HCD

Score

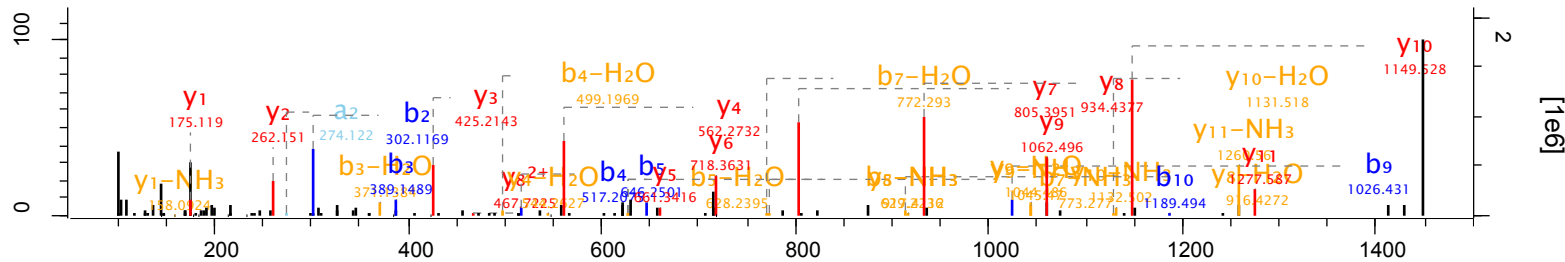
135.81

m/z

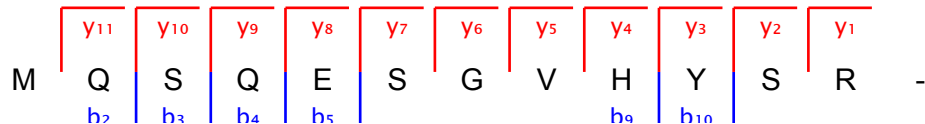
725.83

Gene names

Smim1



ac



Raw file

Scan

Method

Score

m/z

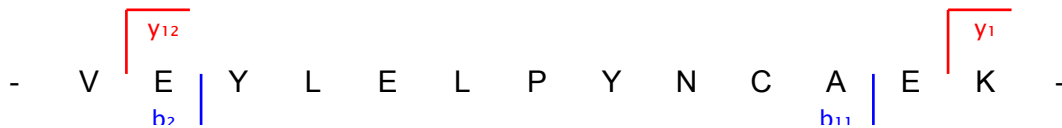
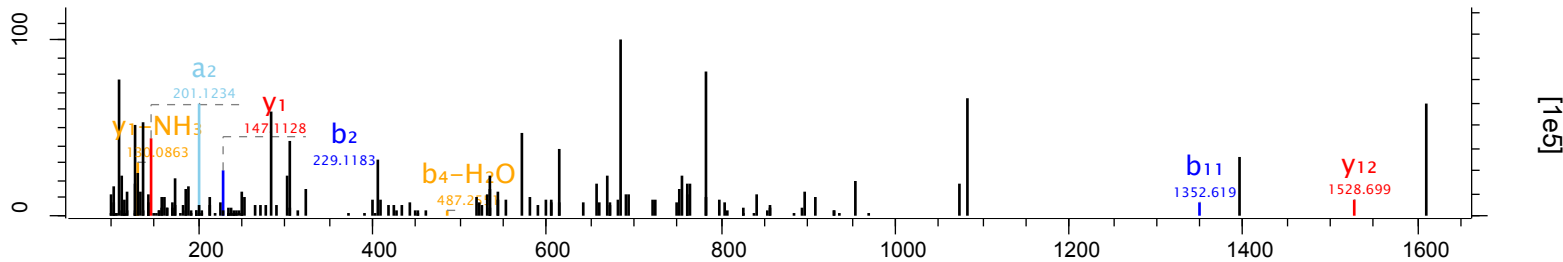
20120630\_EXQ2\_AtDe\_SA\_WTR\_OG\_pooled\_final\_1\_4

25726

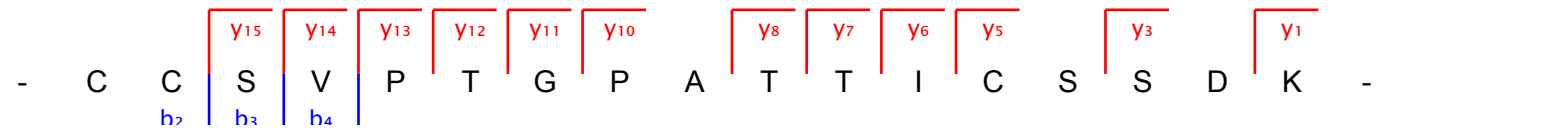
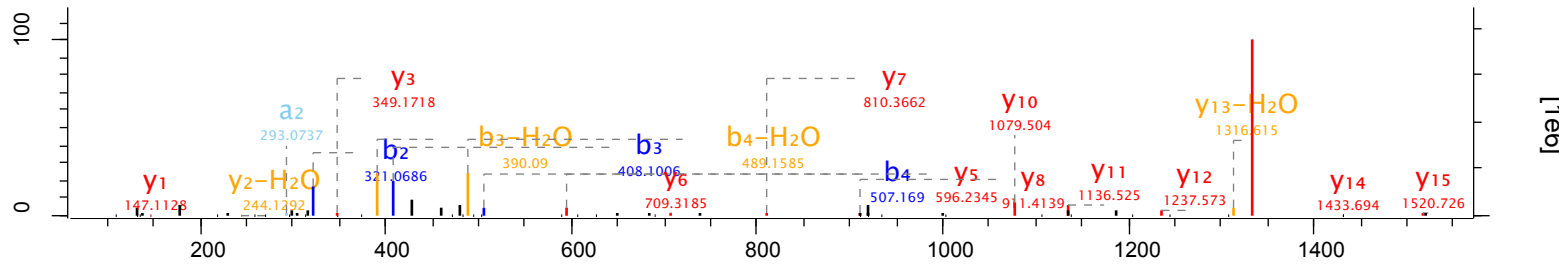
FTMS; HCD

13.33

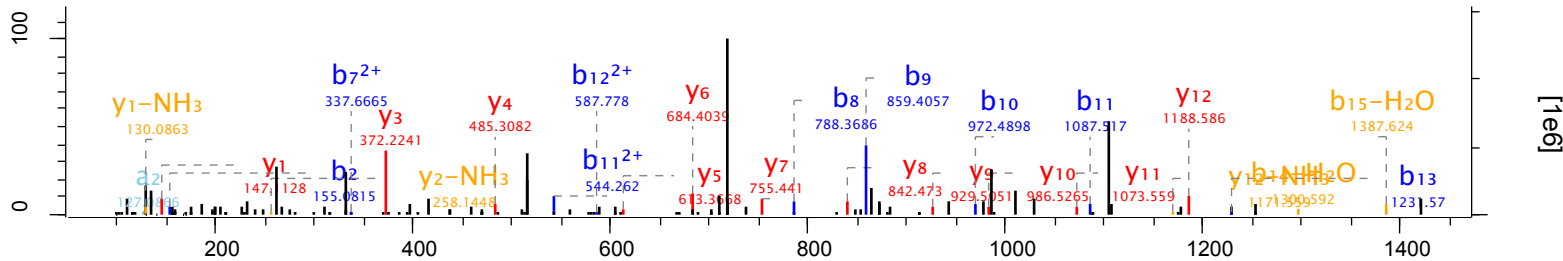
543.26



Raw file	Scan	Method	Score	m/z	Gene names
20120630_EXQ2_AtDe_SA_WTR_OG_pooled_final_1_4	25894	FTMS; HCD	80.36	920.9	Krtap3-1;Krtap



Raw file	Scan	Method	Score	m/z	Gene names
20120630_EXQ2_AtDe_SA_WTR_OG_pooled_final_1_4	26314	FTMS; HCD	39.37	720.37	Sdc3



Raw file

Scan

Method

Score

m/z

Gene names

20120630\_EXQ2\_AtDe\_SA\_WTR\_OG\_pooled\_final\_1\_4

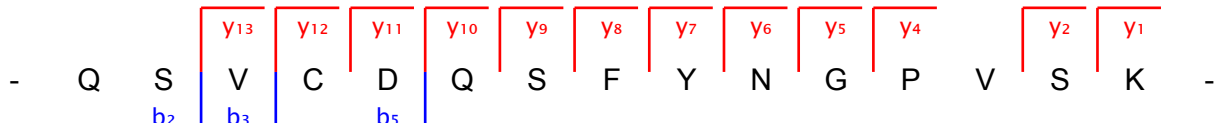
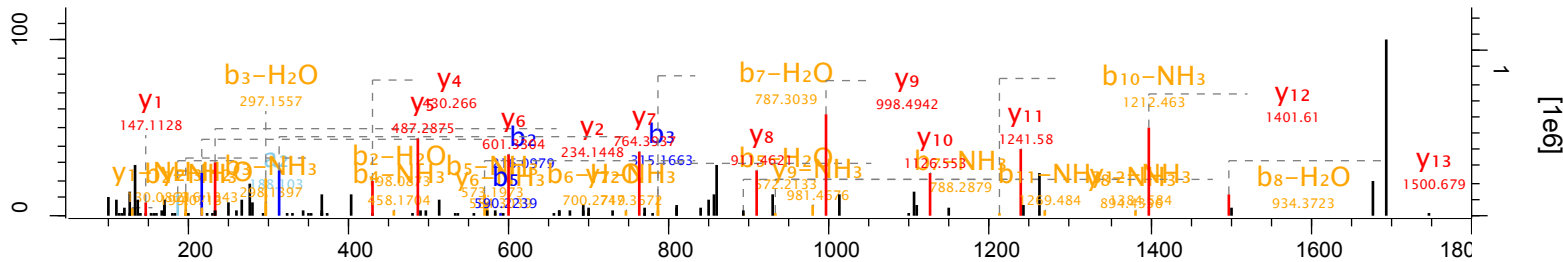
27380

FTMS; HCD

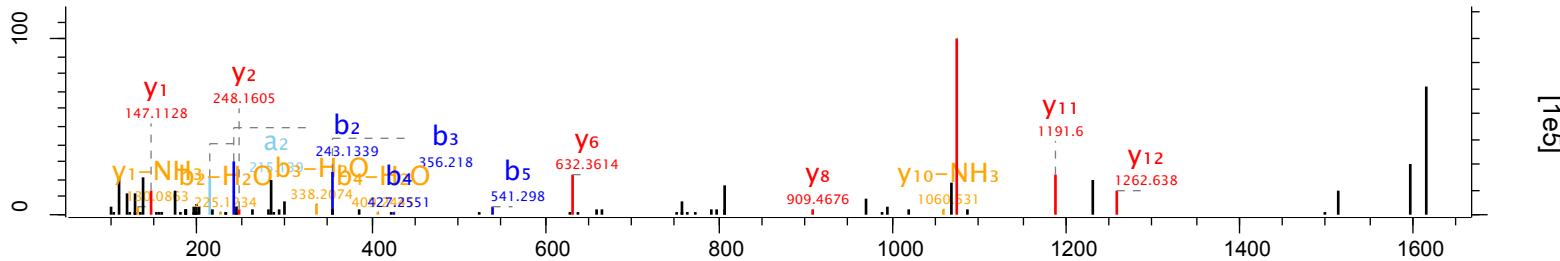
100.43

858.89

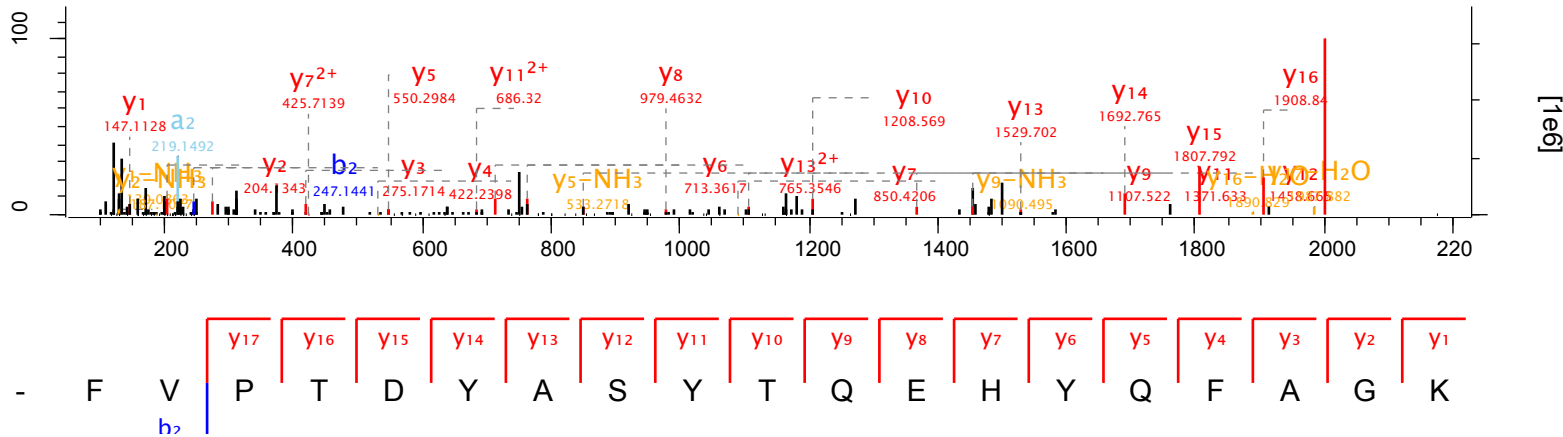
Elovl6



Raw file	Scan	Method	Score	m/z	Gene names
20120630_EXQ2_AtDe_SA_WTR_OG_pooled_final_1_4	37771	FTMS; HCD	45.54	809.43	Retnla

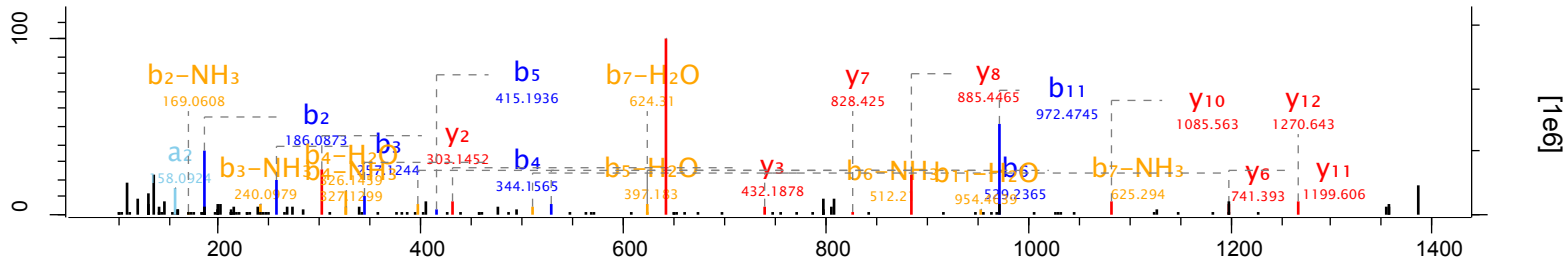


Raw file	Scan	Method	Score	m/z	Gene names
20120630_EXQ2_AtDe_SA_WTR_OG_pooled_final_1_4	42653	FTMS; HCD	71.38	751.68	Mettl21c

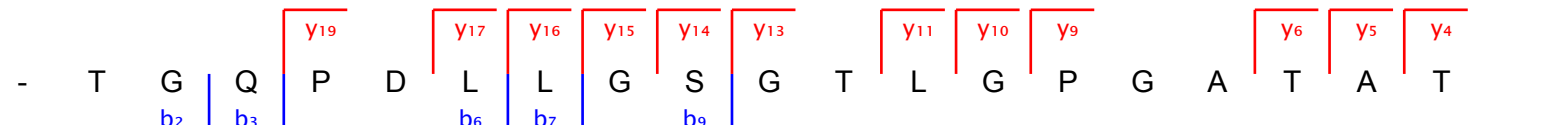
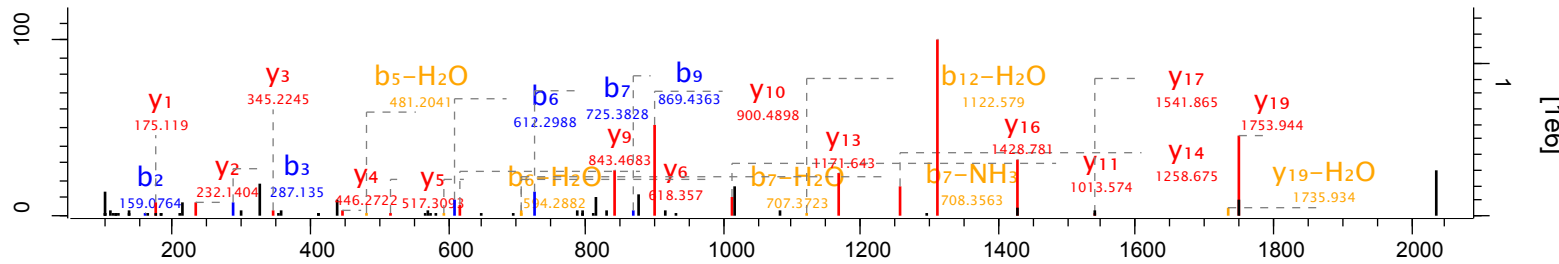




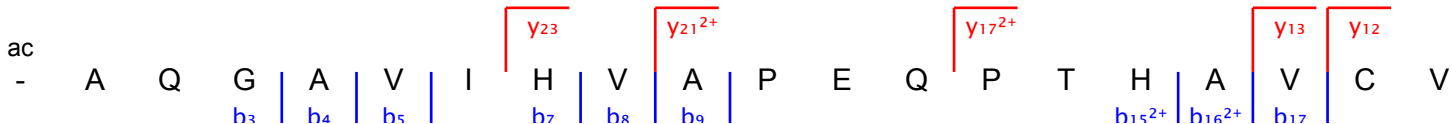
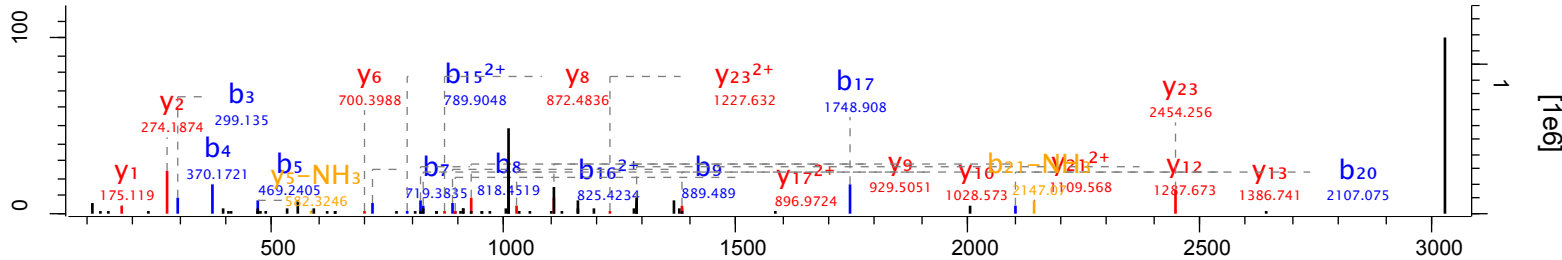
Raw file	Scan	Method	Score	m/z	Gene names
20120630_EXQ2_AtDe_SA_WTR_OG_pooled_final_1_4	45974	FTMS; HCD	112.17	807.9	Aqp7



Raw file	Scan	Method	Score	m/z	Gene name
20120630_EXQ2_AtDe_SA_WTR_OG_pooled_final_1_4	51750	FTMS; HCD	85.8	1021.05	Eva1b



Raw file	Scan	Method	Score	m/z	Gene names
20120630_EXQ2_AtDe_SA_WTR_OG_pooled_final_1_4	54302	FTMS; HCD	58.86	1013.2	Padi4



Raw file

Scan

Method

Score

m/z

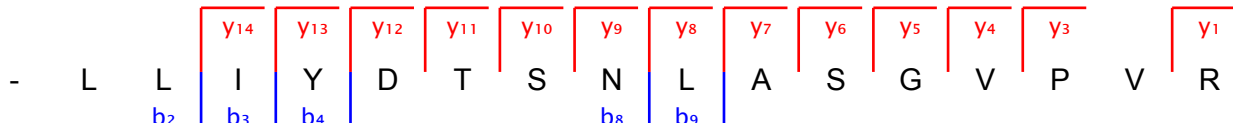
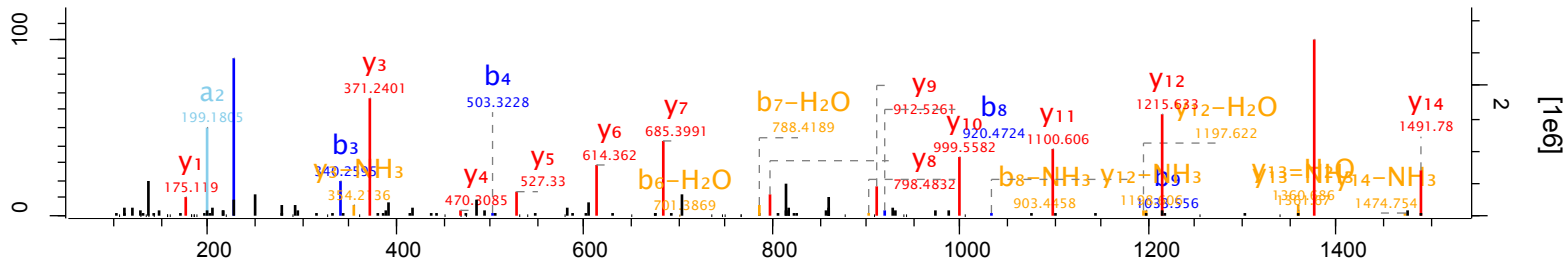
20120630\_EXQ2\_AtDe\_SA\_WTR\_OG\_pooled\_final\_1\_4

56964

FTMS; HCD

118.21

859.48



Raw file

Scan

Method

Score

m/z

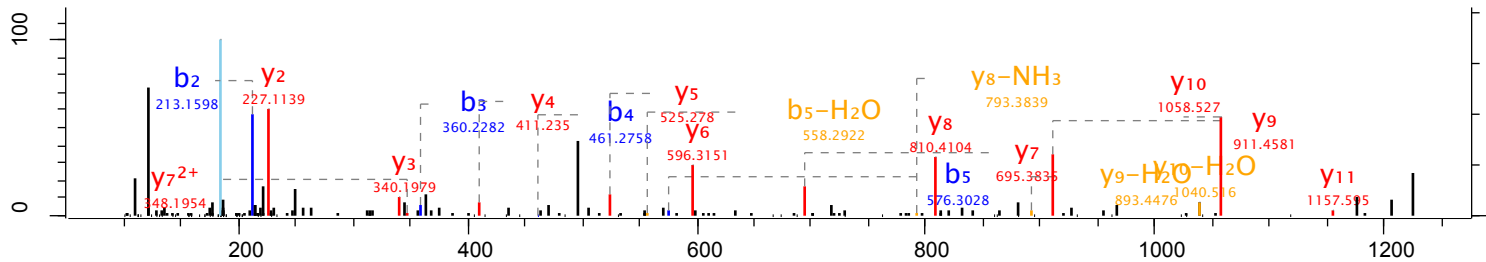
20120630\_EXQ2\_AtDe\_SA\_WTR\_OG\_pooled\_final\_1\_4

58549

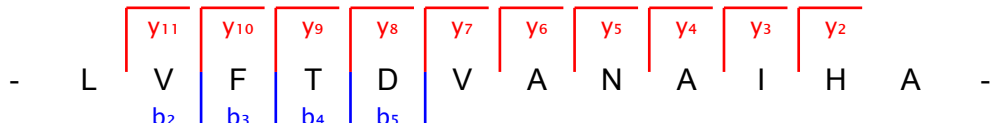
FTMS; HCD

92.87

635.85



[1e6]



Raw file

20120630\_EXQ2\_AtDe\_SA\_WTR\_OG\_pooled\_final\_1\_4

Scan

65151

Method

FTMS; HCD

Score

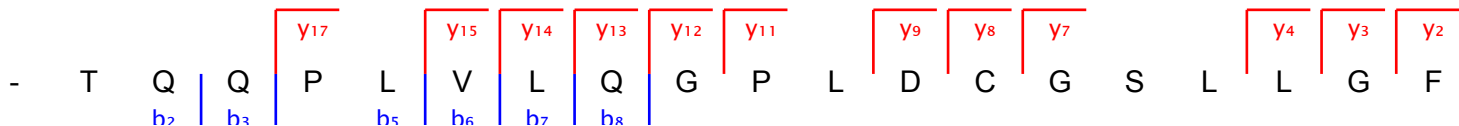
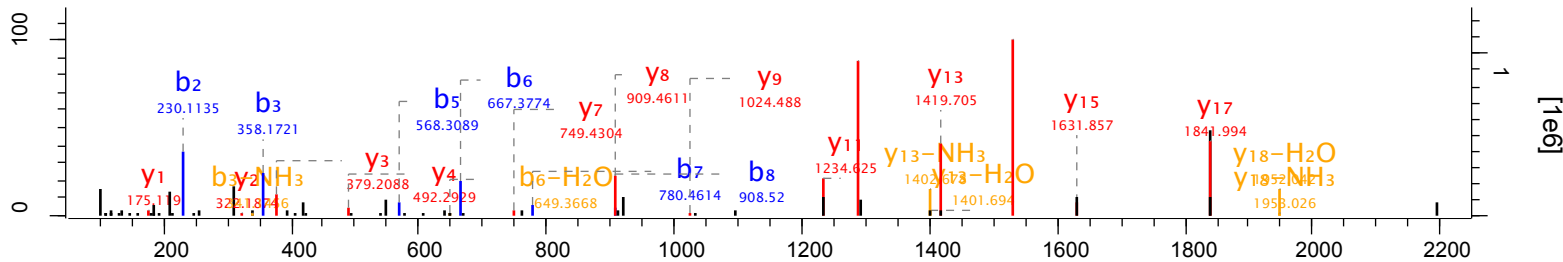
93.78

m/z

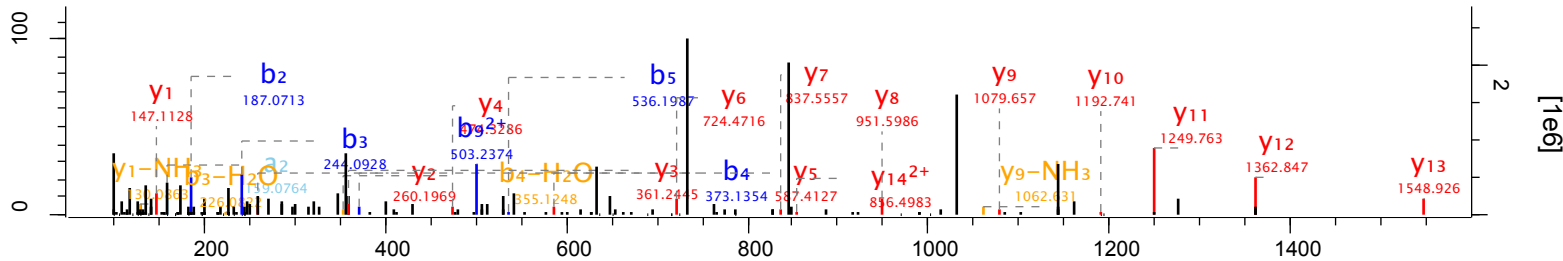
1100.09

Gene name

Serinc2



Raw file	Scan	Method	Score	m/z	Gene names
20120630_EXQ2_AtDe_SA_WTR_OG_pooled_final_1_4	65286	FTMS; HCD	43.85	695.38	Mfap4



Sequence diagram showing amino acid residues and their corresponding b and y ion labels:

- A D G E Y W L G L Q N L H L L T L K -

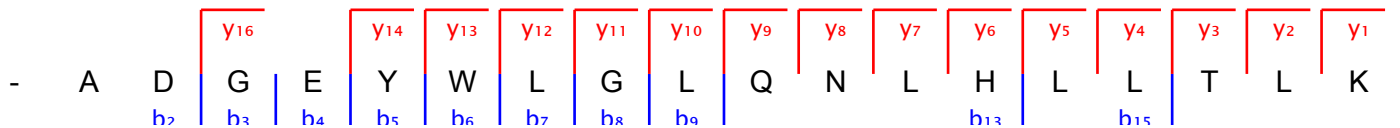
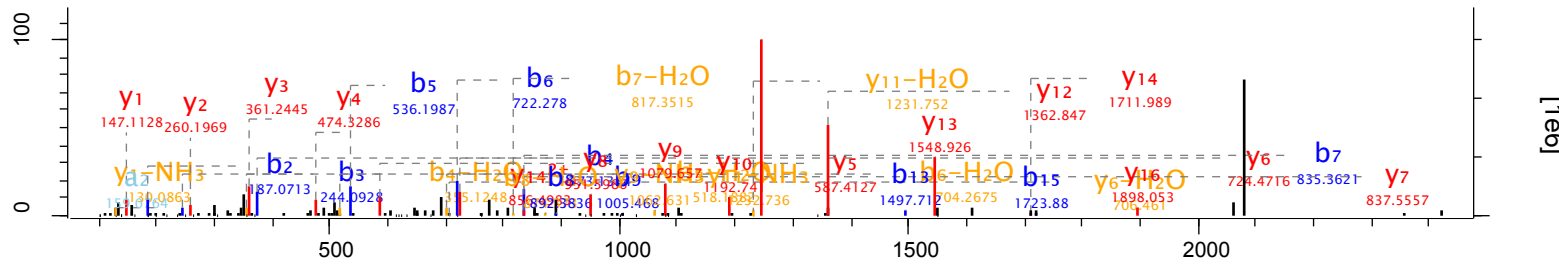
Labels below residues (from left to right):

- h<sub>2</sub> (under D)
- h<sub>3</sub> (under G)
- h<sub>4</sub> (under E)
- h<sub>5</sub> (under Y)
- h<sub>9</sub><sup>2+</sup> (under L)

Labels above residues (from right to left):

- y<sub>1</sub> (under K)
- y<sub>2</sub> (under L)
- y<sub>3</sub> (under T)
- y<sub>4</sub> (under L)
- y<sub>5</sub> (under L)
- y<sub>6</sub> (under H)
- y<sub>7</sub> (under L)
- y<sub>8</sub> (under N)
- y<sub>9</sub> (under Q)
- y<sub>10</sub> (under L)
- y<sub>11</sub> (under G)
- y<sub>12</sub> (under L)
- y<sub>13</sub> (under W)
- y<sub>14</sub><sup>2+</sup> (under Y)

Raw file	Scan	Method	Score	m/z	Gene name
20120630_EXQ2_AtDe_SA_WTR_OG_pooled_final_1_4	65308	FTMS; HCD	162.77	1043.07	Mfap4





Raw file

20120630\_EXQ2\_AtDe\_SA\_WTR\_OG\_pooled\_final\_1\_4

Scan

65311

Method

FTMS; HCD

Score

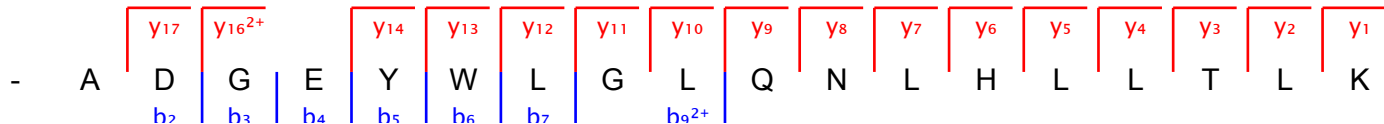
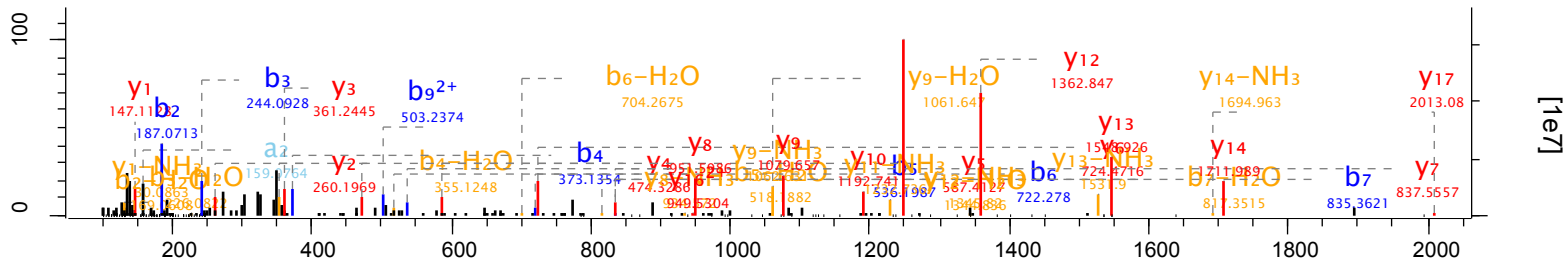
187.78

m/z

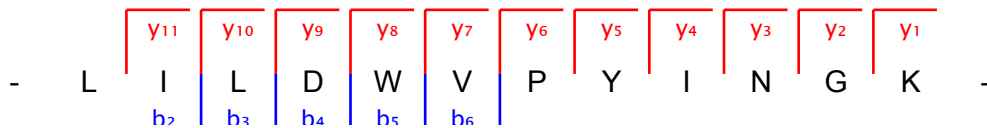
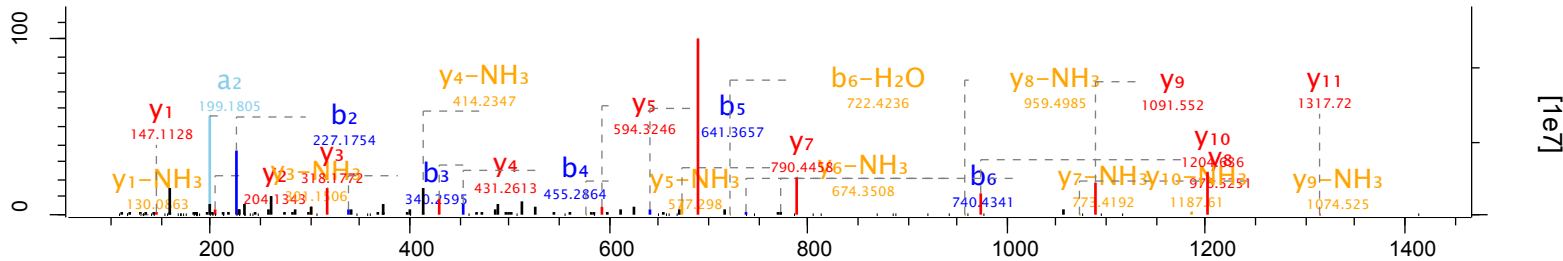
695.71

Gene names

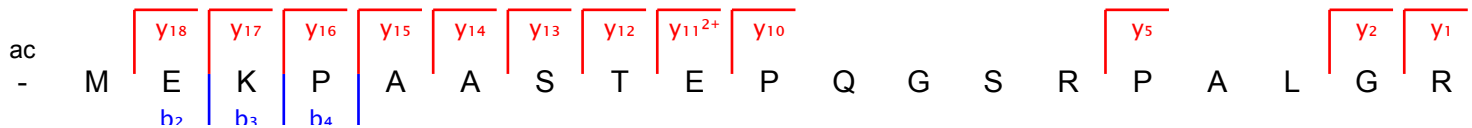
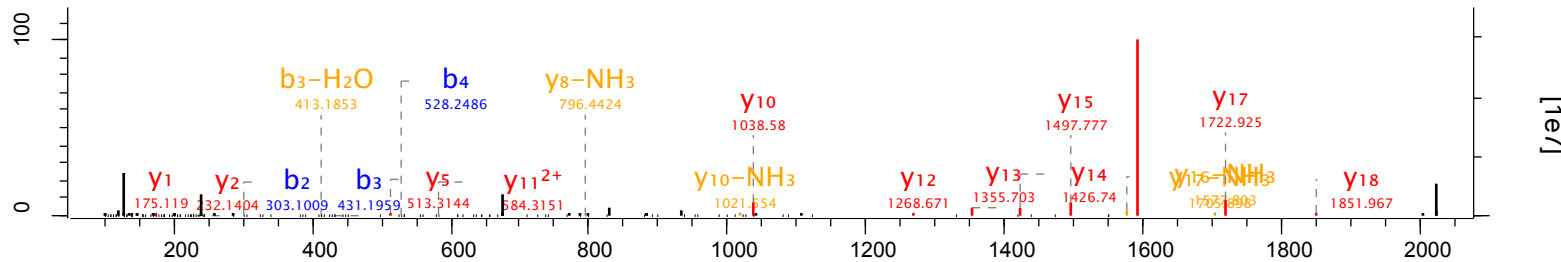
Mfap4



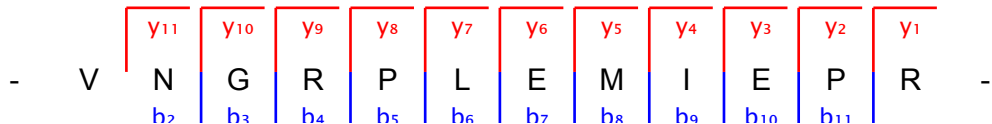
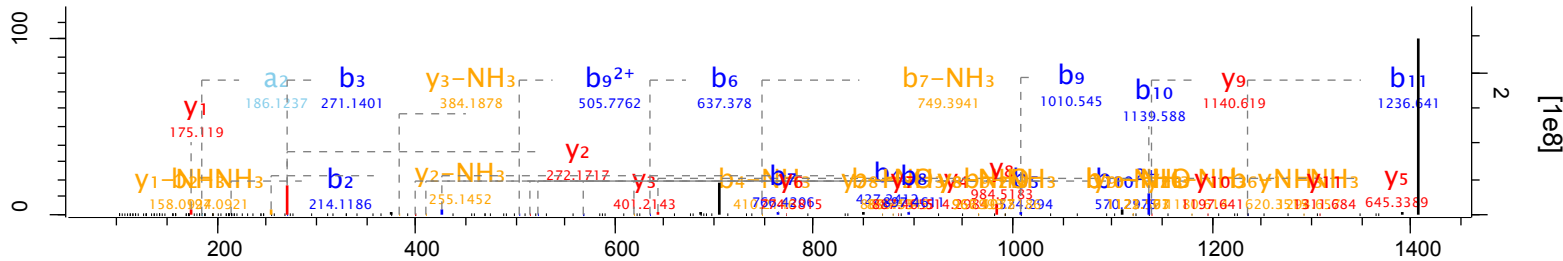
Raw file	Scan	Method	Score	m/z	Gene names
20120630_EXQ2_AtDe_SA_WTR_OG_pooled_final_1_4	65323	FTMS; HCD	131.12	715.91	Uqcr11



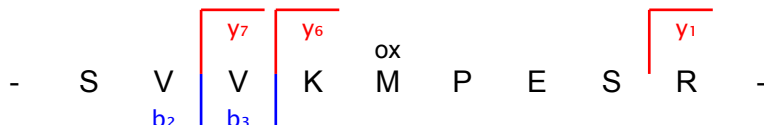
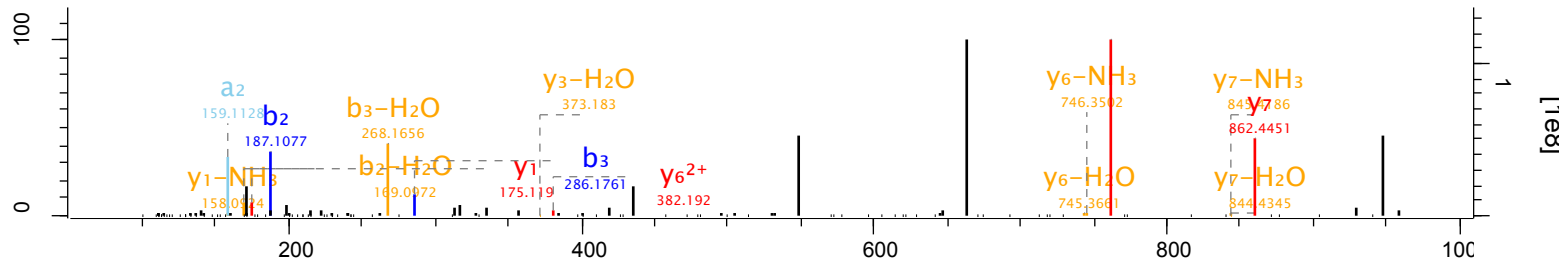
Raw file	Scan	Method	Score	m/z	Gene names
20120630_EXQ2_AtDe_SA_WTR_OG_pooled_final_1_6	20330	FTMS; HCD	65.42	676.01	Stard10



Raw file	Scan	Method	Score	m/z	Gene names
20120630_EXQ2_AtDe_SA_WTR_OG_pooled_final_1_6	27046	FTMS; HCD	154.7	705.88	Rps16



Raw file	Scan	Method	Score	m/z	Gene names
20120630_EXQ2_AtDe_SA_WTR_OG_pooled_final_1_6	30091	FTMS; HCD	94.11	524.78	4933433C111



Raw file

Scan

Method

Score

m/z

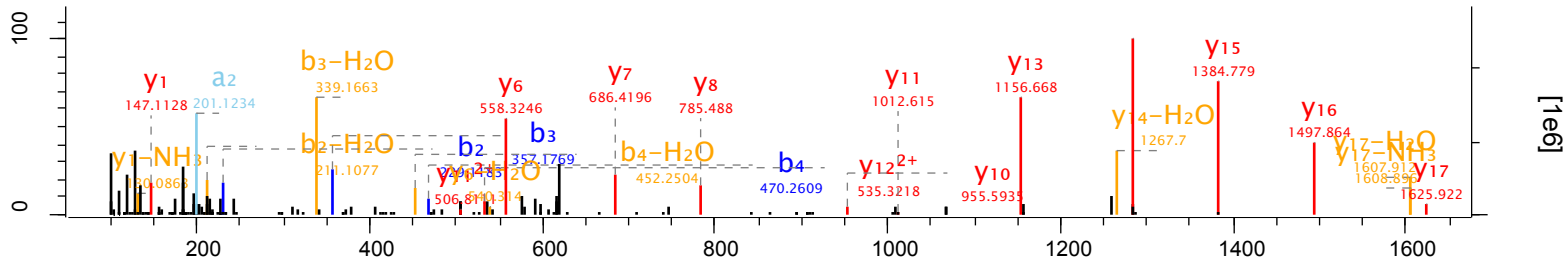
20120630\_EXQ2\_AtDe\_SA\_WTR\_OG\_pooled\_final\_1\_6

34781

FTMS; HCD

87.68

619.02



Raw file

Scan

Method

Score

m/z

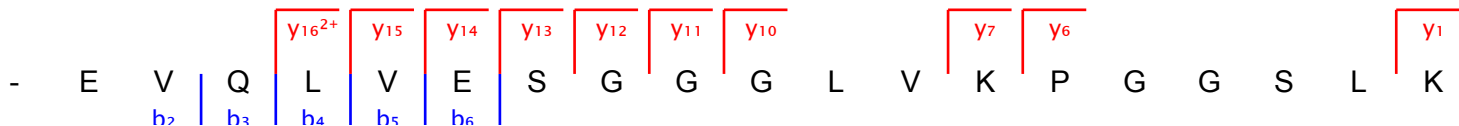
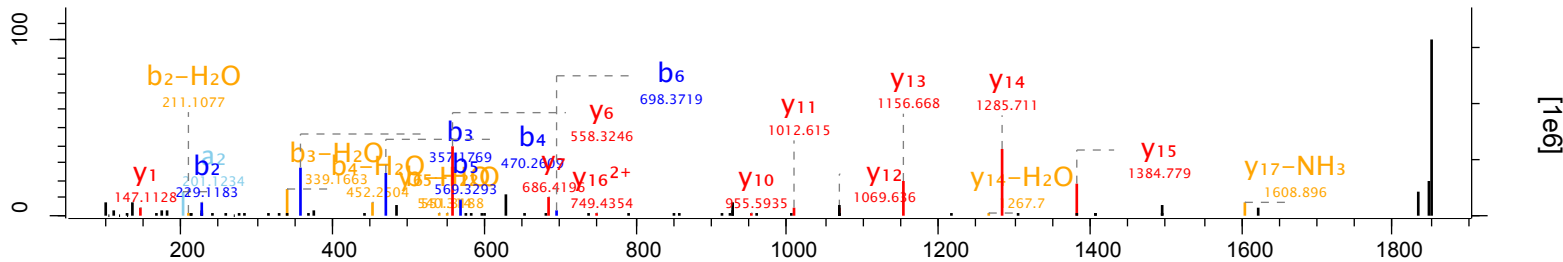
20120630\_EXQ2\_AtDe\_SA\_WTR\_OG\_pooled\_final\_1\_6

34837

FTMS; HCD

80.86

928.02



Raw file

20120630\_EXQ2\_AtDe\_SA\_WTR\_OG\_pooled\_final\_1\_6

Scan

35212

Method

FTMS; HCD

Score

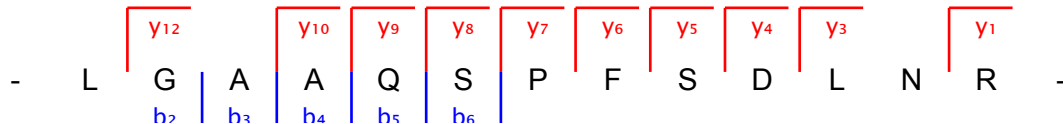
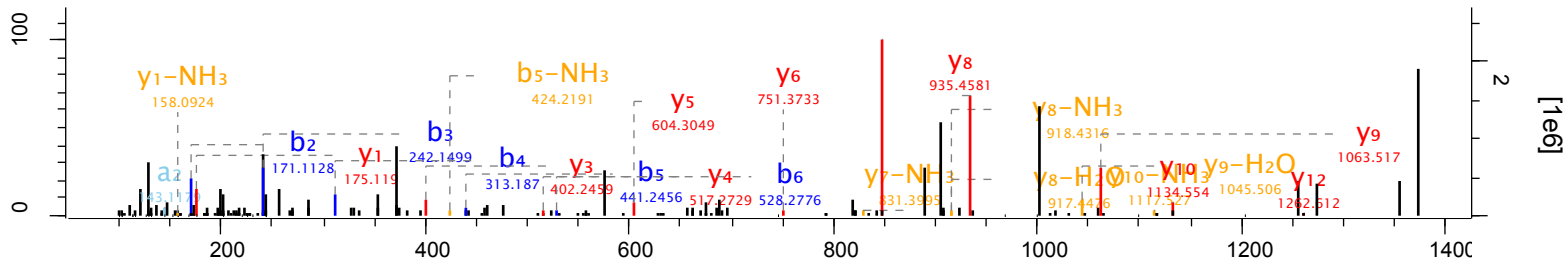
78.29

m/z

688.35

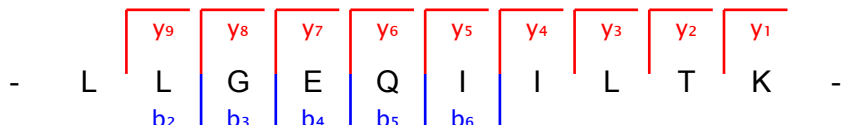
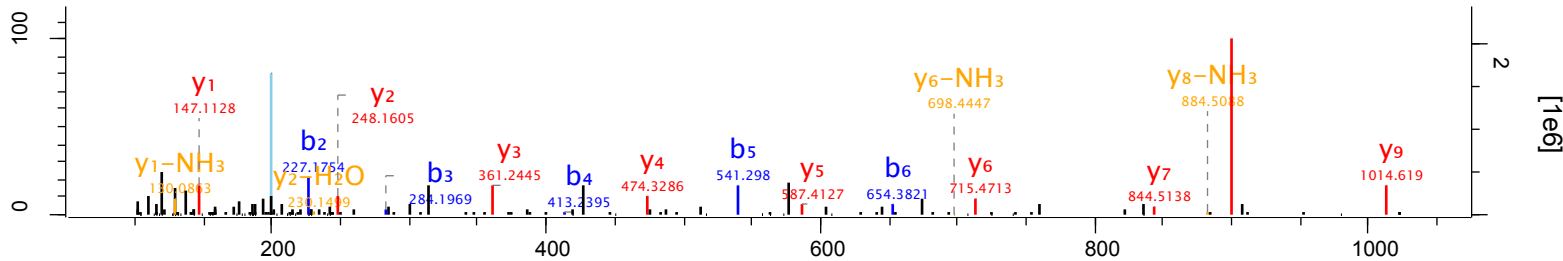
Gene names

2010107G23

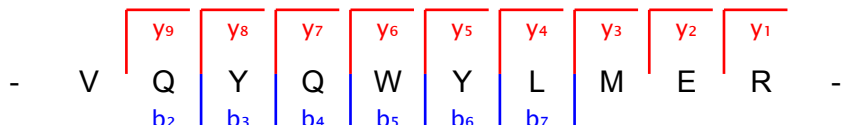
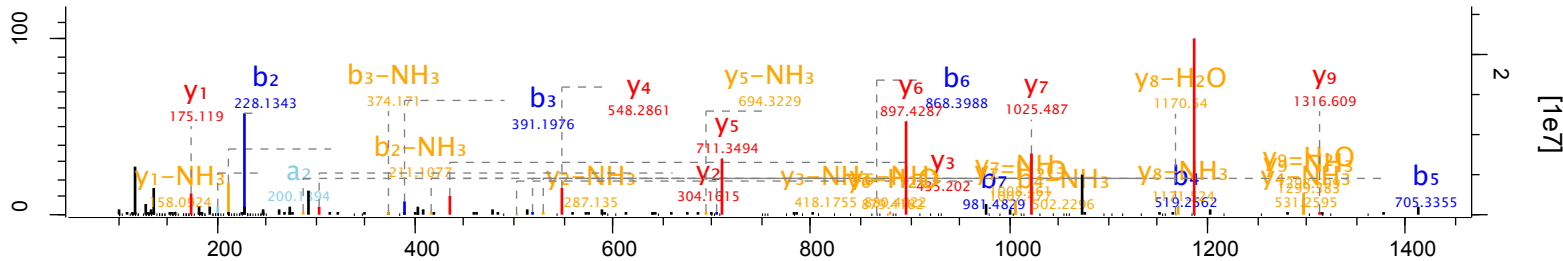




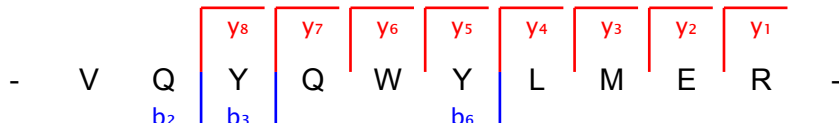
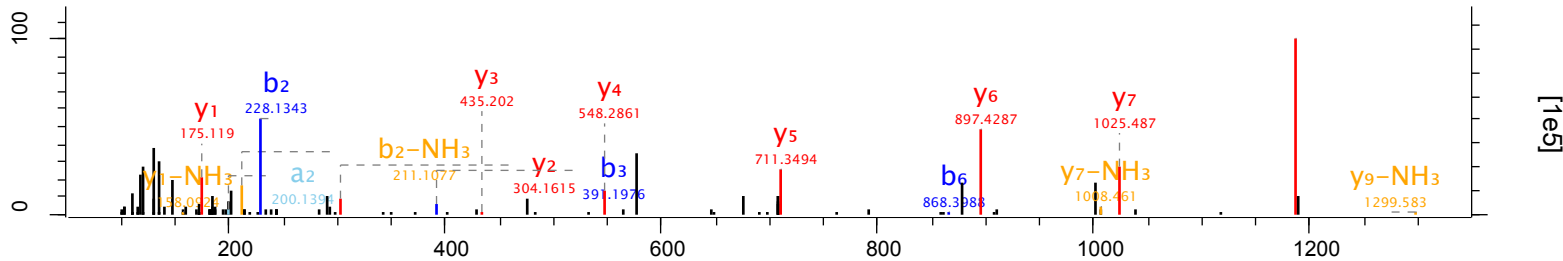
Raw file	Scan	Method	Score	m/z	Gene names
20120630_EXQ2_AtDe_SA_WTR_OG_pooled_final_1_6	44679	FTMS; HCD	84.48	564.86	Pet117



Raw file	Scan	Method	Score	m/z	Gene names
20120630_EXQ2_AtDe_SA_WTR_OG_pooled_final_1_6	47195	FTMS; HCD	169.58	708.34	Ndufa1



Raw file	Scan	Method	Score	m/z	Gene names
20120630_EXQ2_AtDe_SA_WTR_OG_pooled_final_1_6	47620	FTMS; HCD	51.98	708.34	Ndufa1



Raw file

Scan

Method

Score

m/z

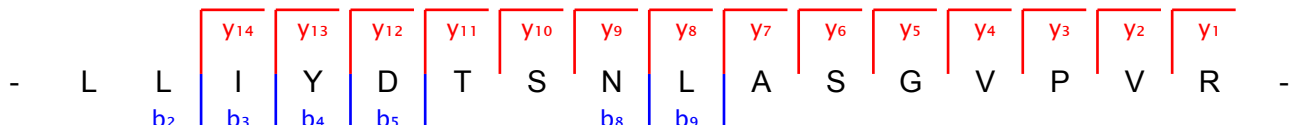
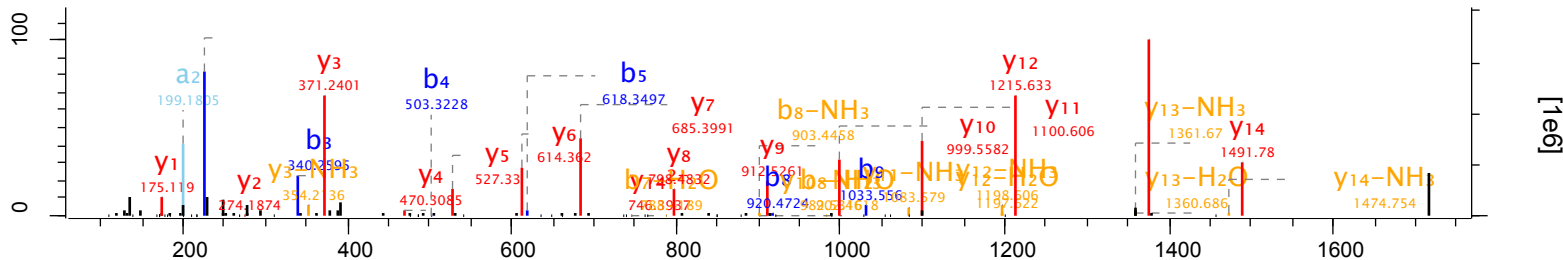
20120630\_EXQ2\_AtDe\_SA\_WTR\_OG\_pooled\_final\_1\_6

54837

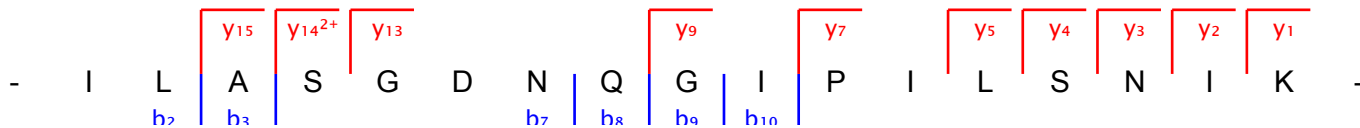
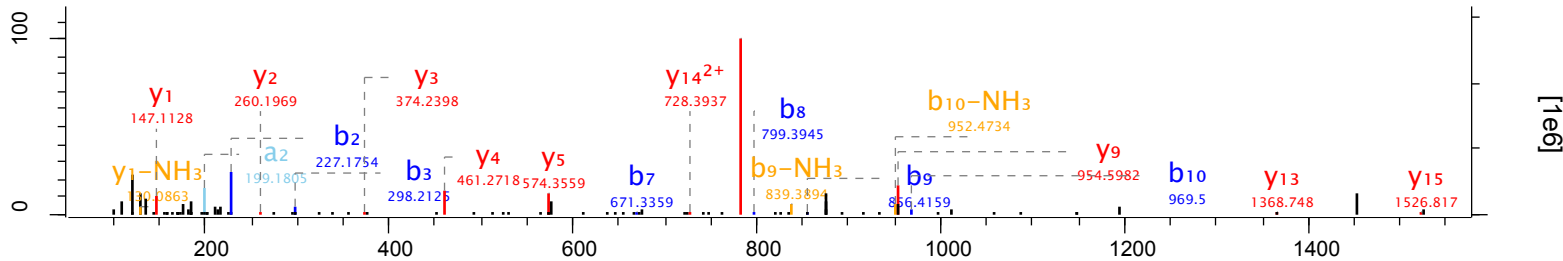
FTMS; HCD

156.17

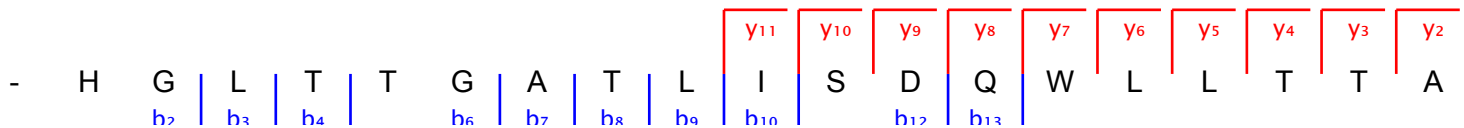
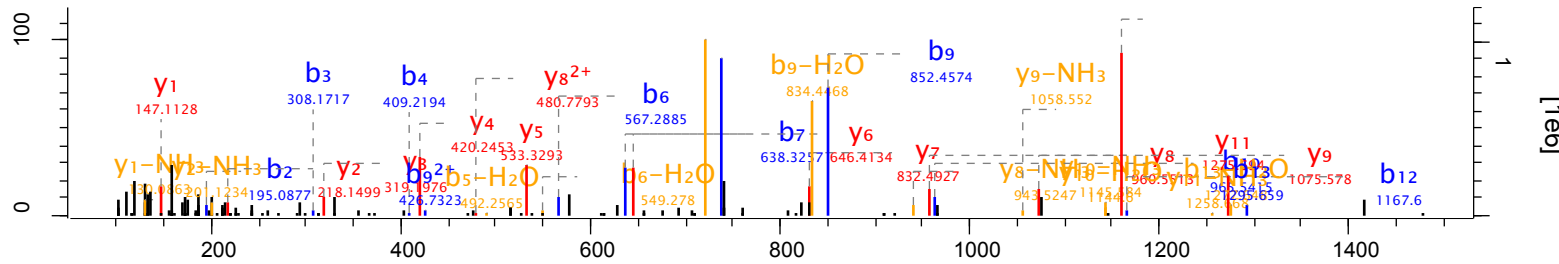
859.98



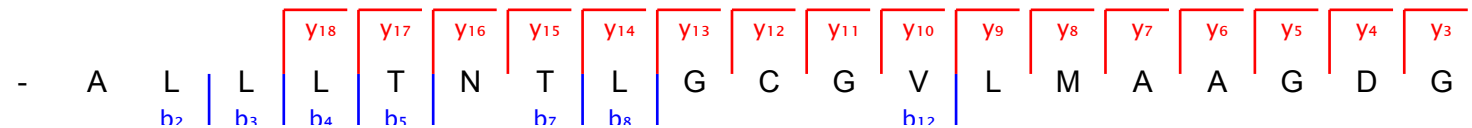
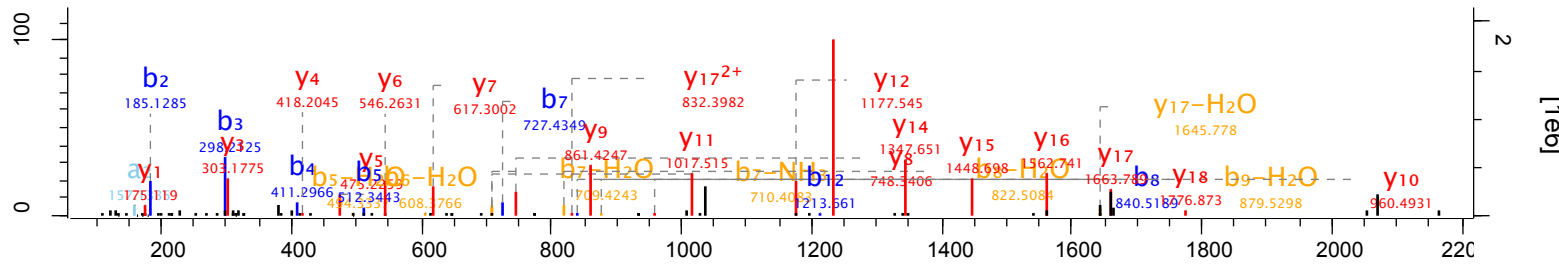
Raw file	Scan	Method	Score	m/z	Gene names
20120630_EXQ2_AtDe_SA_WTR_OG_pooled_final_1_6	57870	FTMS; HCD	56.82	877	Lcat



Raw file	Scan	Method	Score	m/z	Gene names
20120630_EXQ2_AtDe_SA_WTR_OG_pooled_final_1_6	58061	FTMS; HCD	115.57	710.05	Hp



Raw file	Scan	Method	Score	m/z	Gene name
20120630_EXQ2_AtDe_SA_WTR_OG_pooled_final_1_6	61762	FTMS; HCD	146.13	1037.55	Mpv1712



Raw file

20120630\_EXQ2\_AtDe\_SA\_WTR\_OG\_pooled\_final\_1\_6

Scan

62070

Method

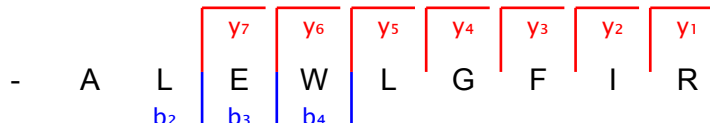
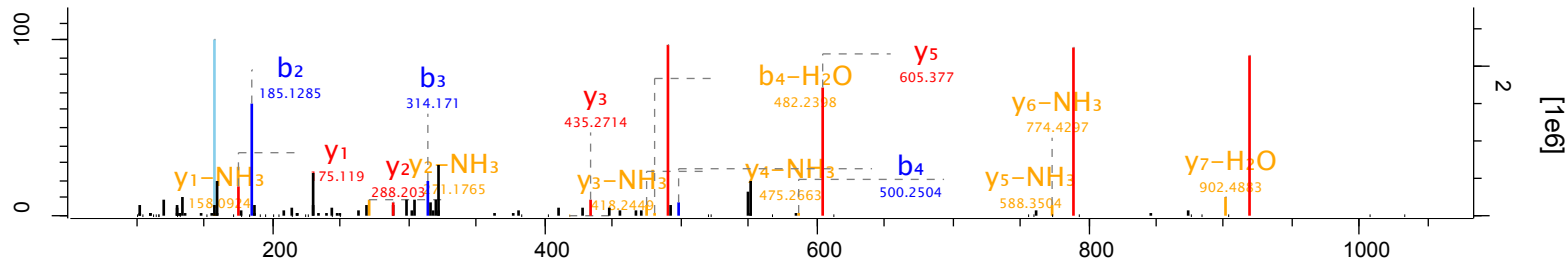
FTMS; HCD

Score

111.95

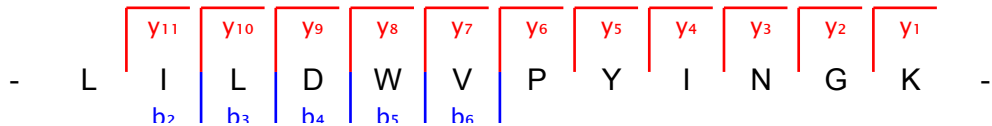
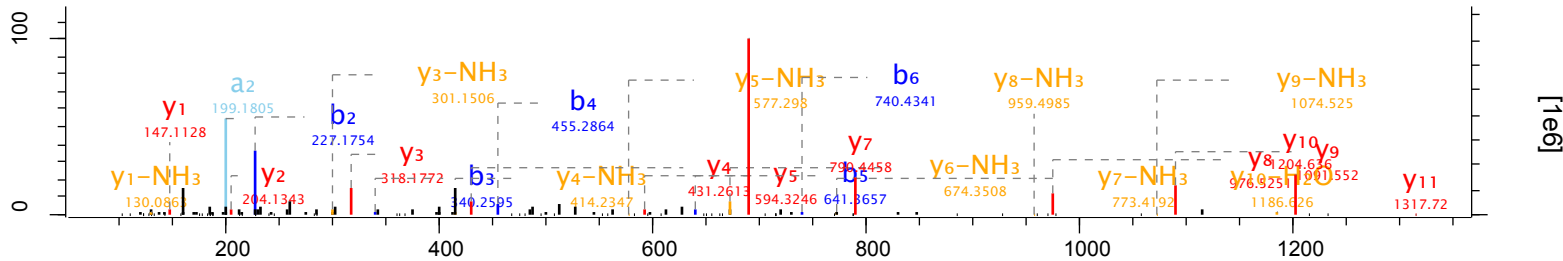
m/z

552.81

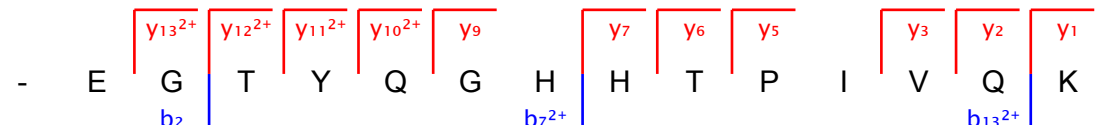
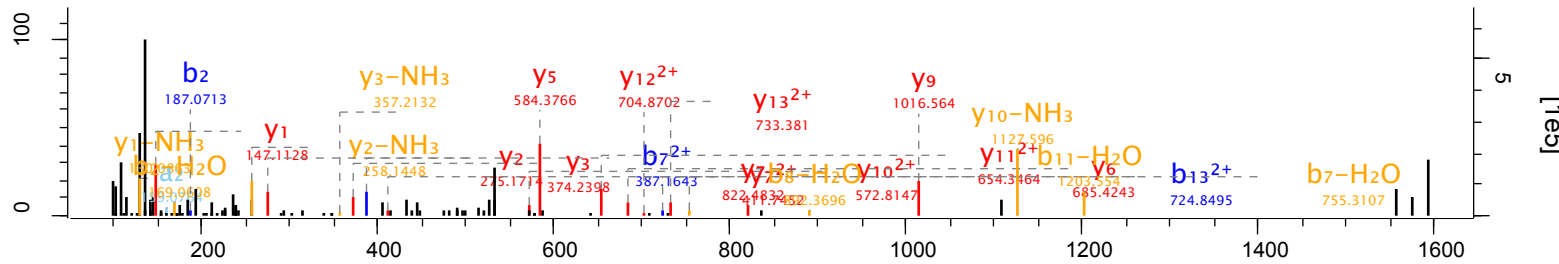




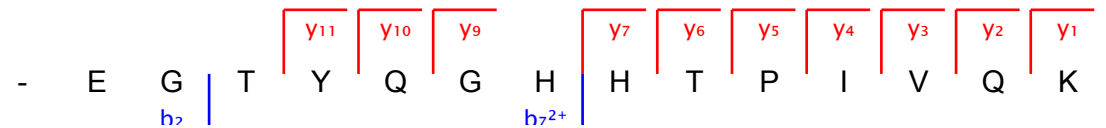
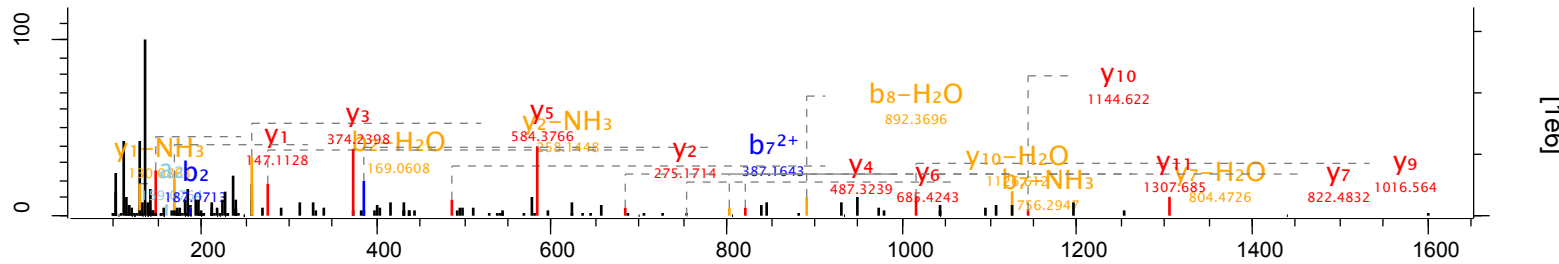
Raw file	Scan	Method	Score	m/z	Gene names
20120630_EXQ2_AtDe_SA_WTR_OG_pooled_final_1_6	63219	FTMS; HCD	139.31	715.9	Uqcr11



Raw file	Scan	Method	Score	m/z	Gene names
20120630_EXQ2_AtDe_SA_WTR_OG_pooled_final_1_7	10736	FTMS; HCD	66.39	532.27	mt-Co3;Mtco

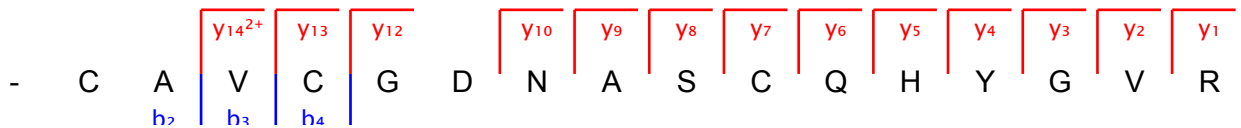
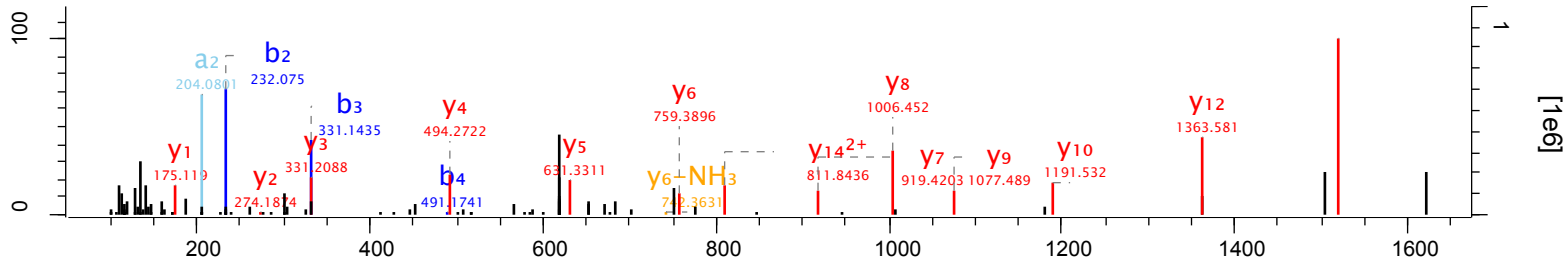


Raw file	Scan	Method	Score	m/z	Gene names
20120630_EXQ2_AtDe_SA_WTR_OG_pooled_final_1_7	10754	FTMS; HCD	59.29	399.71	mt-Co3;Mtco

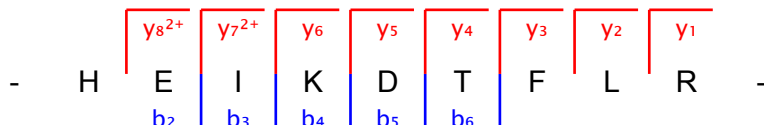
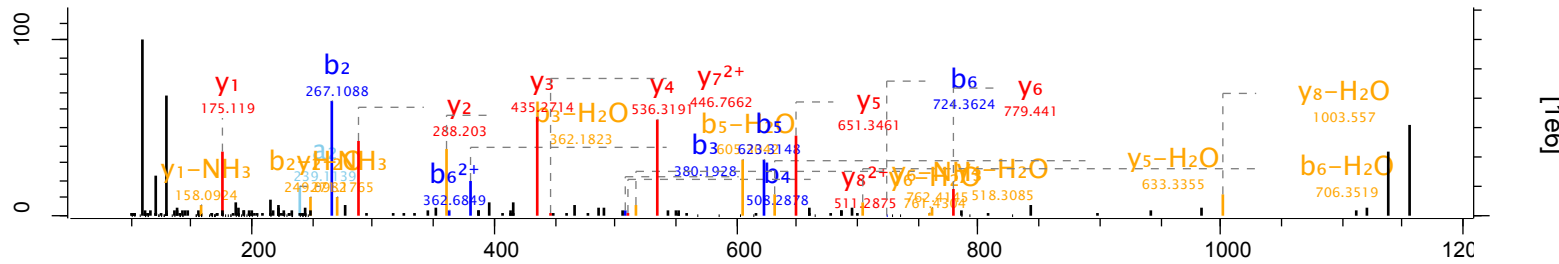


[1e6]

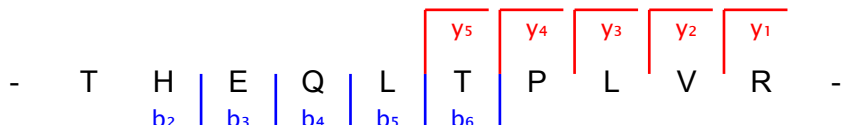
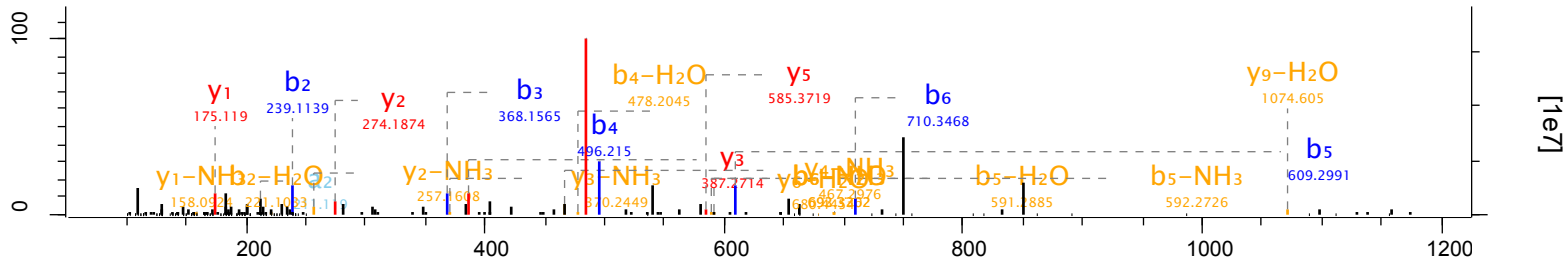
Raw file	Scan	Method	Score	m/z	Gene names
20120630_EXQ2_AtDe_SA_WTR_OG_pooled_final_1_7	13979	FTMS; HCD	72.9	618.92	Nr4a1



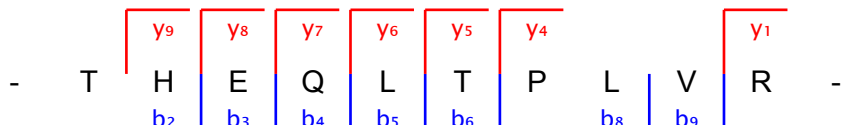
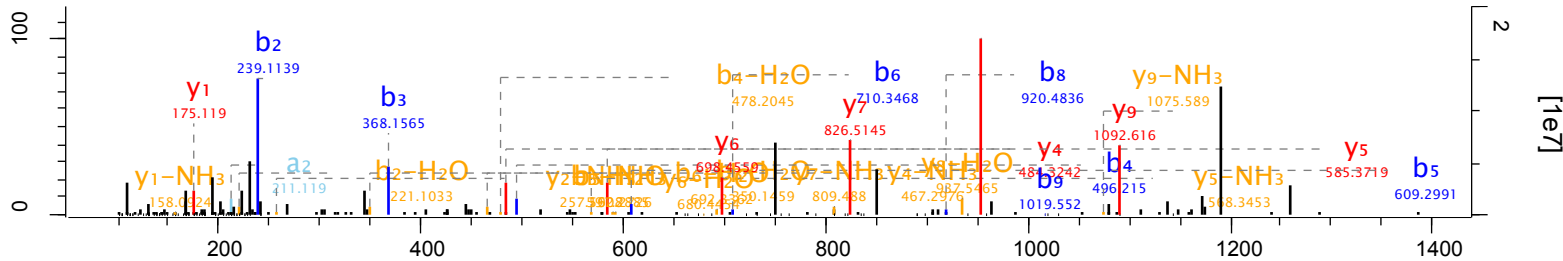
Raw file	Scan	Method	Score	m/z	Gene names
20120630_EXQ2_AtDe_SA_WTR_OG_pooled_final_1_7	18426	FTMS; HCD	144.66	386.88	Tspan7



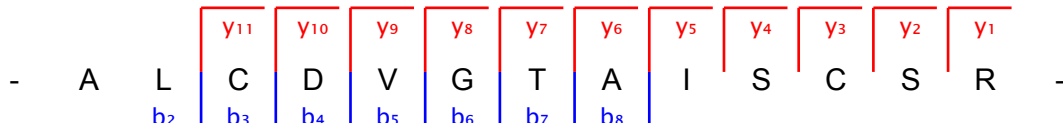
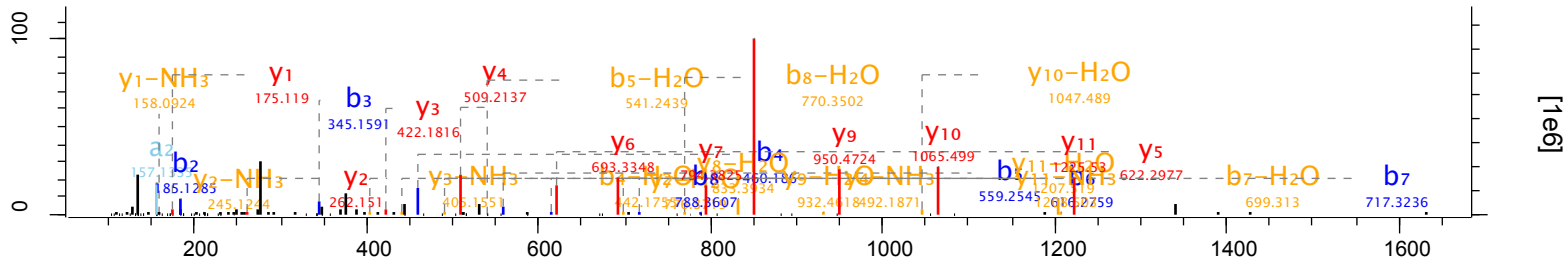
Raw file	Scan	Method	Score	m/z	Gene names
20120630_EXQ2_AtDe_SA_WTR_OG_pooled_final_1_7	21410	FTMS; HCD	68.53	398.56	Apoa2



Raw file	Scan	Method	Score	m/z	Gene names
20120630_EXQ2_AtDe_SA_WTR_OG_pooled_final_1_7	21421	FTMS; HCD	135.99	597.34	Apoa2

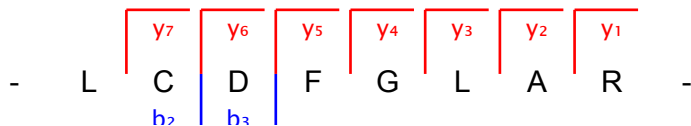
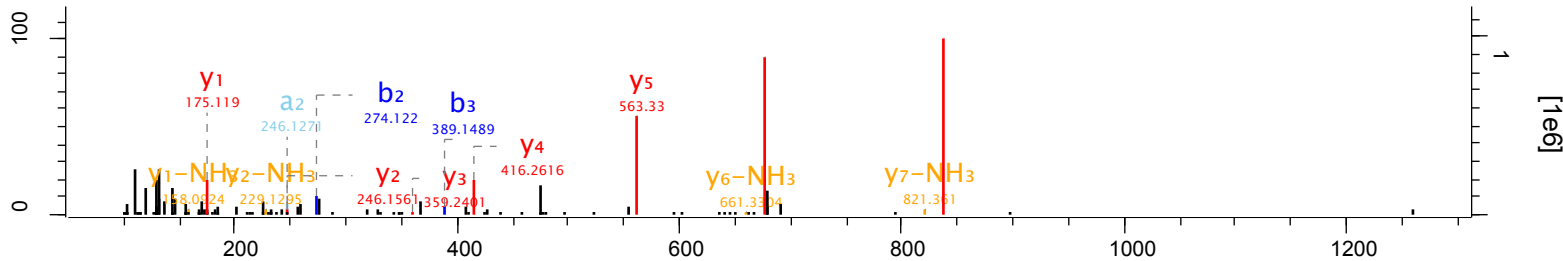


Raw file	Scan	Method	Score	m/z	Gene names
20120630_EXQ2_AtDe_SA_WTR_OG_pooled_final_1_7	28690	FTMS; HCD	179.93	705.33	Vkorc1

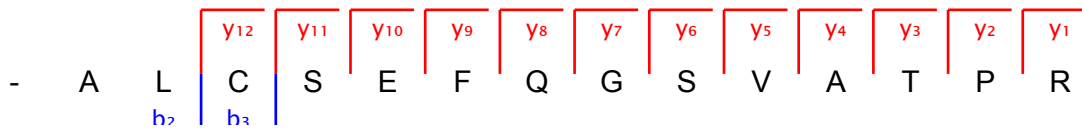
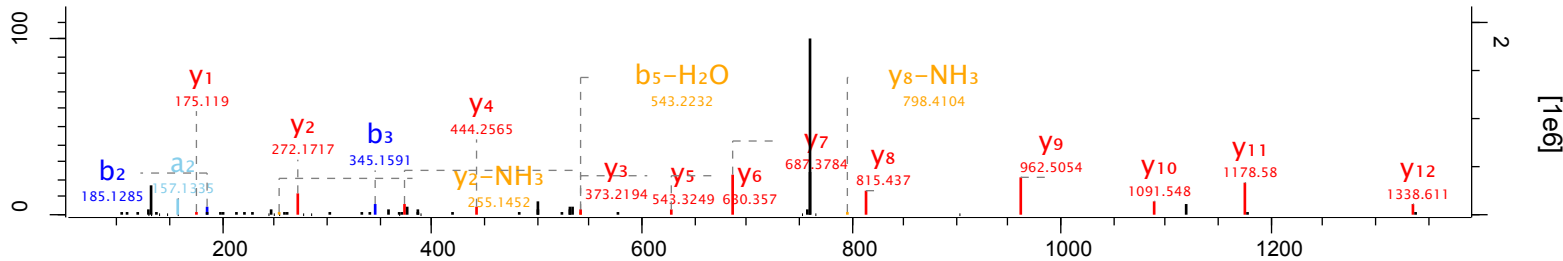




Raw file	Scan	Method	Score	m/z	Gene names
20120630_EXQ2_AtDe_SA_WTR_OG_pooled_final_1_7	30775	FTMS; HCD	60.44	476.24	Mapk15



Raw file	Scan	Method	Score	m/z	Gene names
20120630_EXQ2_AtDe_SA_WTR_OG_pooled_final_1_7	31217	FTMS; HCD	63.29	762.37	Mbl2



Raw file

20120630\_EXQ2\_AtDe\_SA\_WTR\_OG\_pooled\_final\_1\_7

Scan

31864

Method

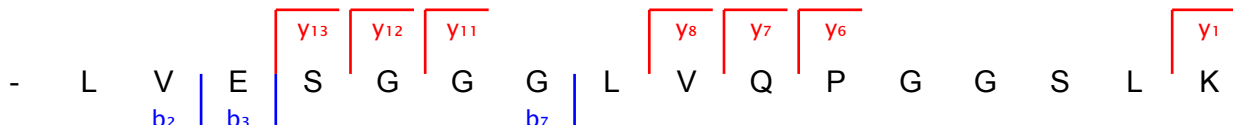
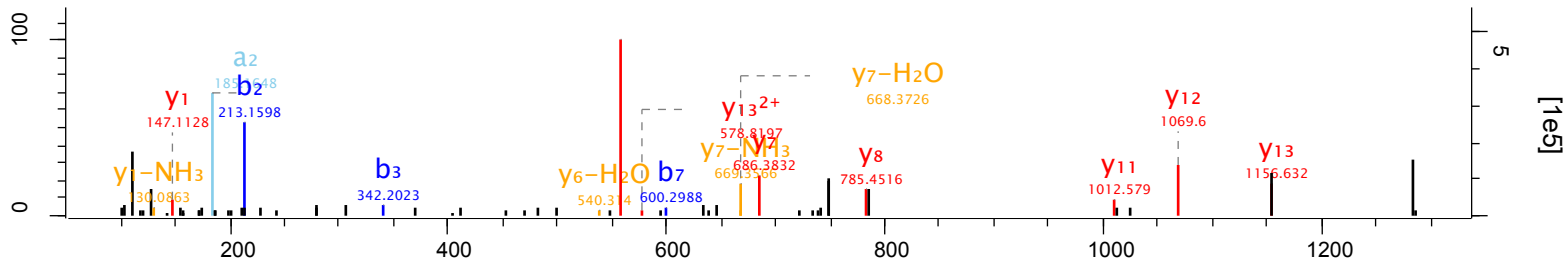
FTMS; HCD

Score

51.07

m/z

749.92



Raw file

20120630\_EXQ2\_AtDe\_SA\_WTR\_OG\_pooled\_final\_1\_7

Scan

36548

Method

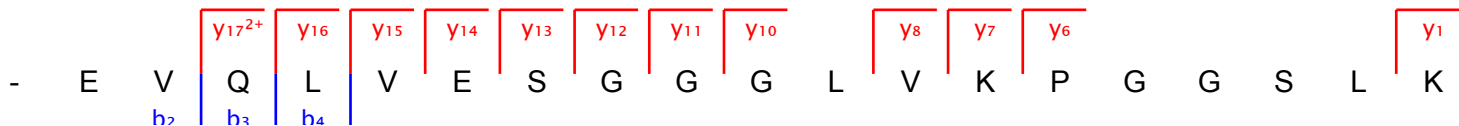
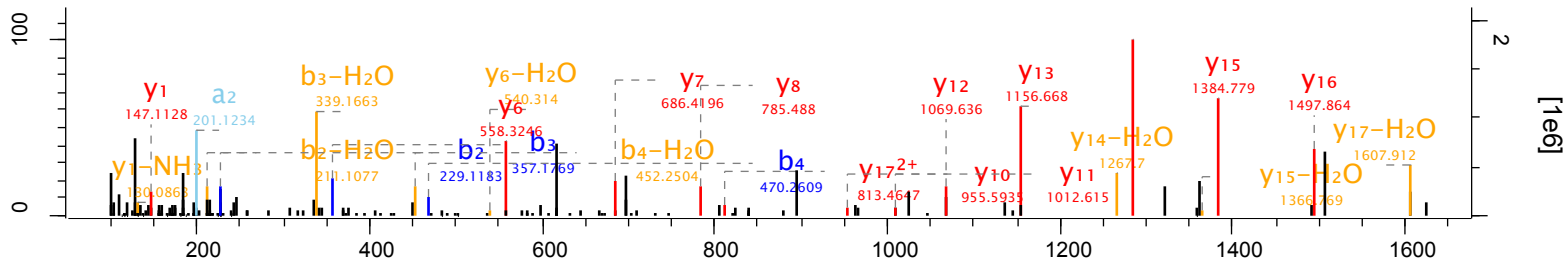
FTMS; HCD

Score

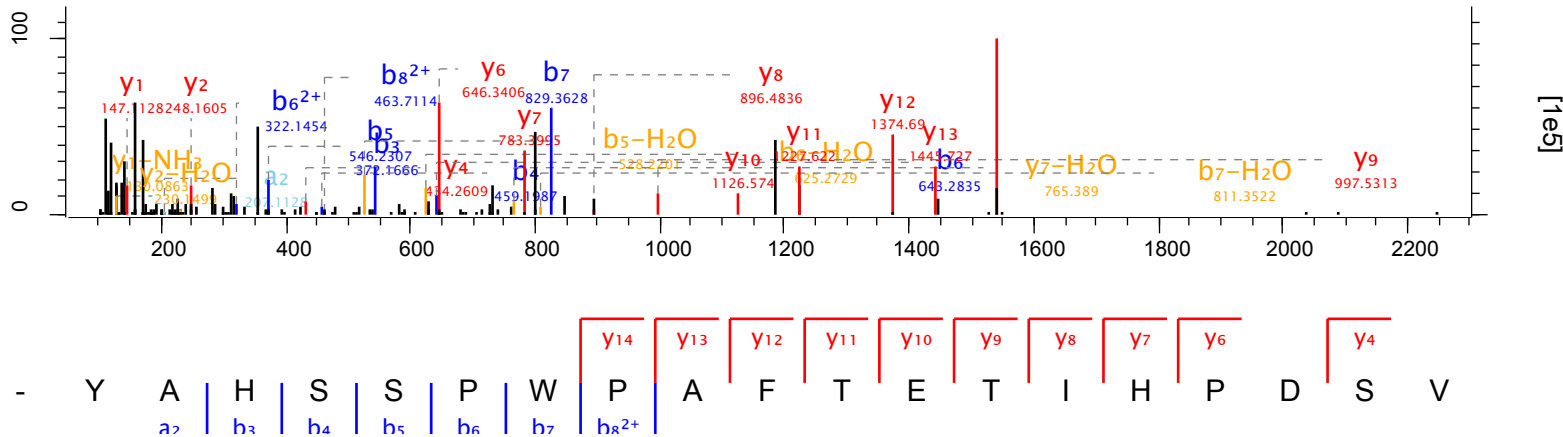
79.49

m/z

618.68



Raw file	Scan	Method	Score	m/z	Gene names
20120630_EXQ2_AtDe_SA_WTR_OG_pooled_final_1_7	43180	FTMS; HCD	59.57	593.79	Msrb1



Raw file

20120630\_EXQ2\_AtDe\_SA\_WTR\_OG\_pooled\_final\_1\_7

Scan

45514

Method

FTMS; HCD

Score


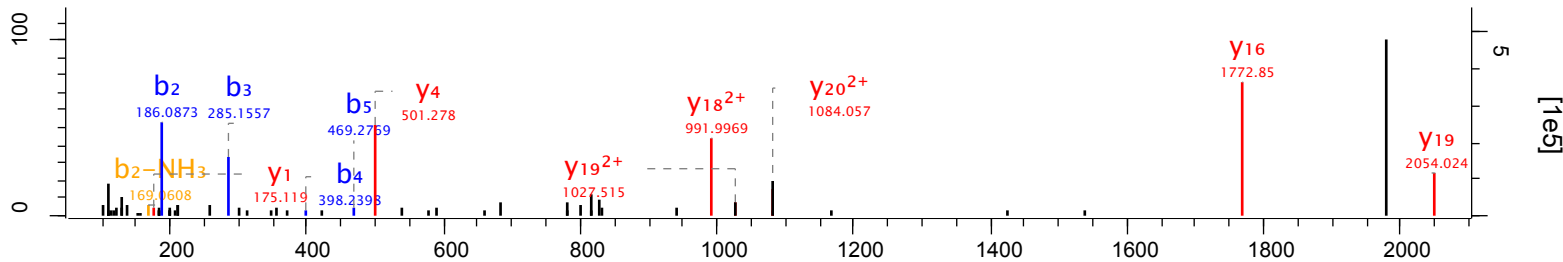
20.3

m/z

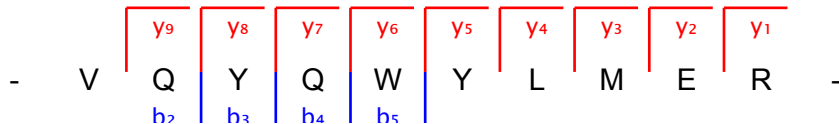
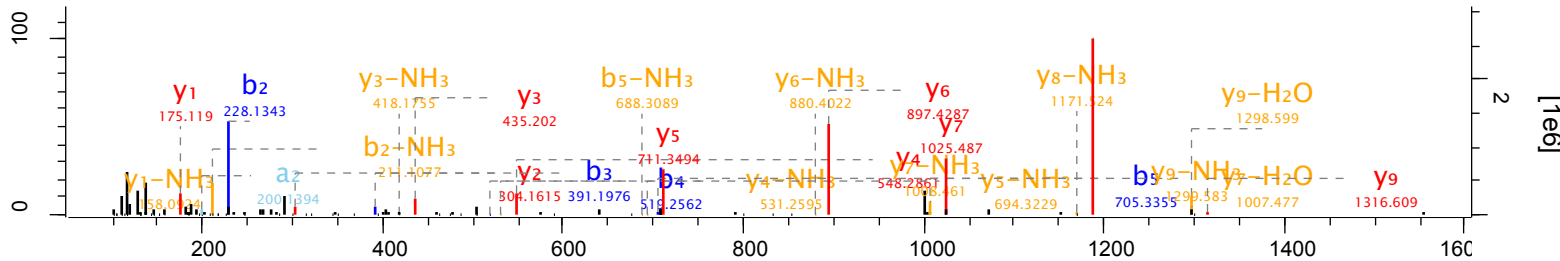
818.09

Gene names

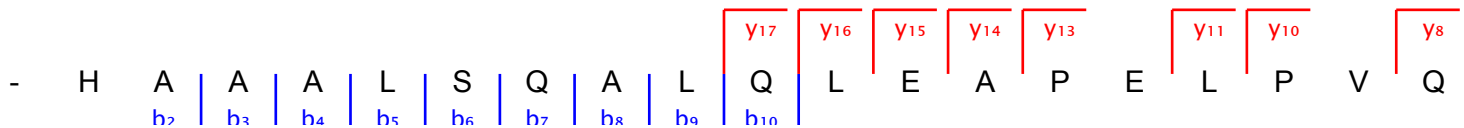
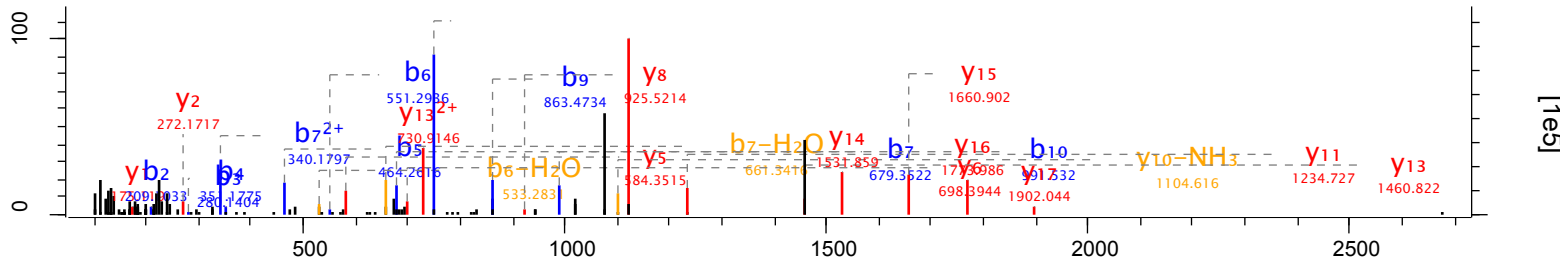
Rnf130



Raw file	Scan	Method	Score	m/z	Gene names
20120630_EXQ2_AtDe_SA_WTR_OG_pooled_final_1_7	49044	FTMS; HCD	143.5	708.34	Ndufa1



Raw file	Scan	Method	Score	m/z	Gene names
20120630_EXQ2_AtDe_SA_WTR_OG_pooled_final_1_7	54027	FTMS; HCD	83.99	692.13	Selh





Raw file

Scan

Method

Score

m/z

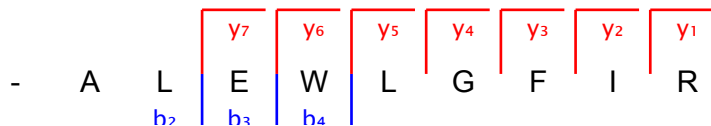
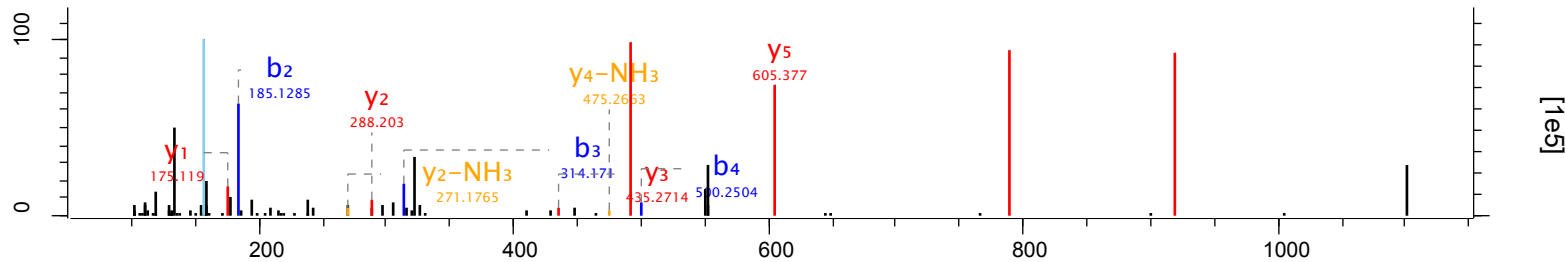
20120630\_EXQ2\_AtDe\_SA\_WTR\_OG\_pooled\_final\_1\_7

63658

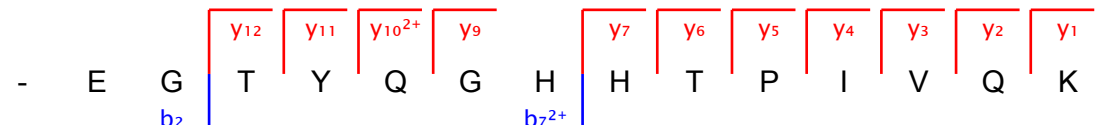
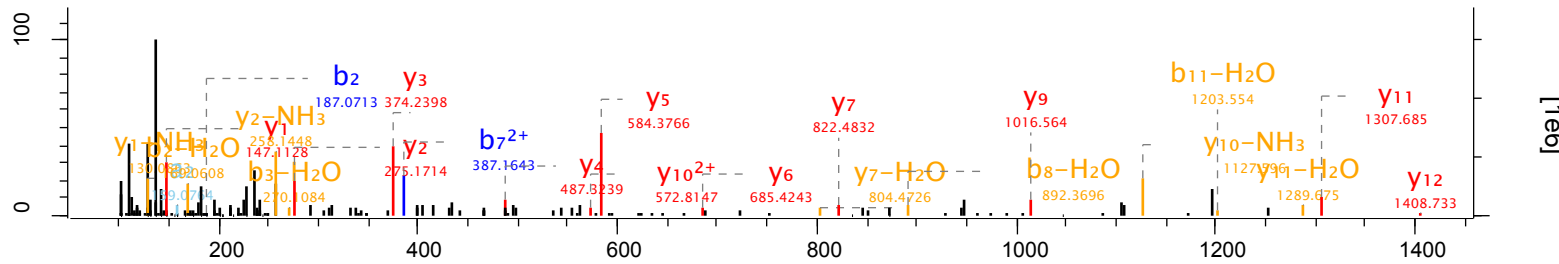
FTMS; HCD

68.02

552.82



Raw file	Scan	Method	Score	m/z	Gene names
20120630_EXQ2_AtDe_SA_WTR_OG_pooled_final_1_8	10190	FTMS; HCD	82.07	399.46	mt-Co3;Mtco



[1e6]

Raw file

Scan

Method

Score

m/z

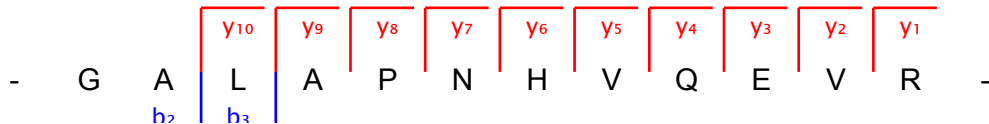
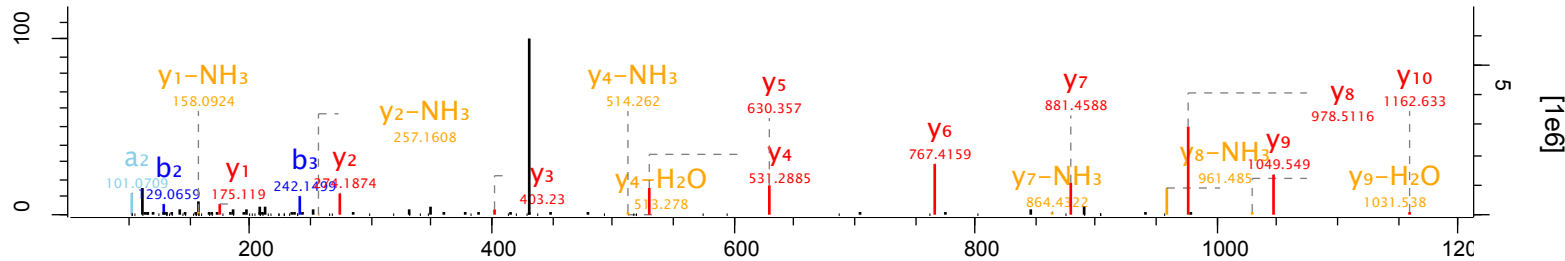
20120630\_EXQ2\_AtDe\_SA\_WTR\_OG\_pooled\_final\_1\_8

14176

FTMS; HCD

95.09

430.9



Raw file

Scan

Method

Score

m/z

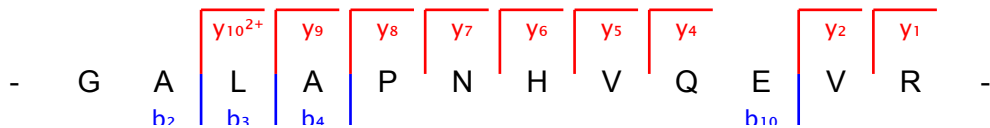
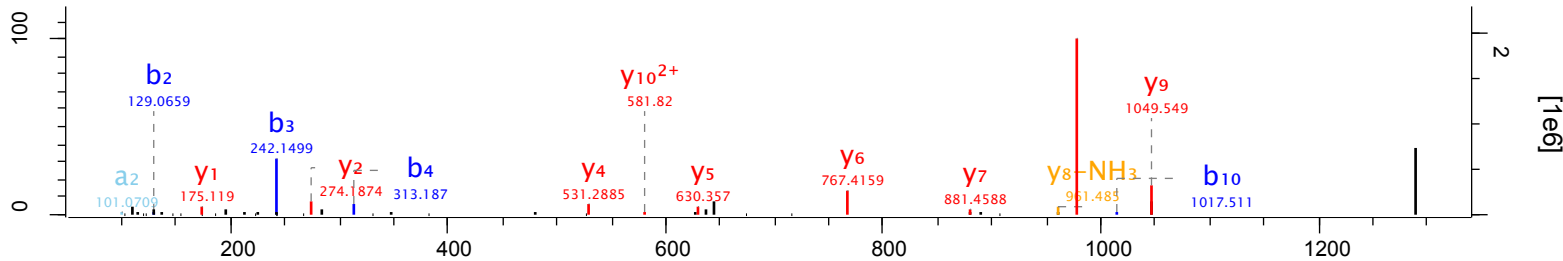
20120630\_EXQ2\_AtDe\_SA\_WTR\_OG\_pooled\_final\_1\_8

14224

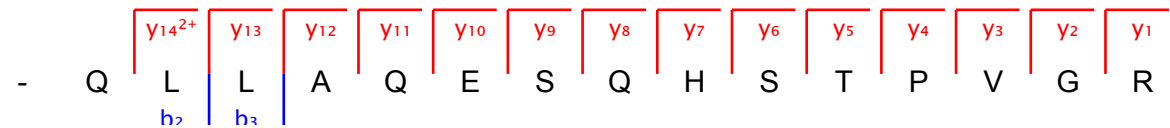
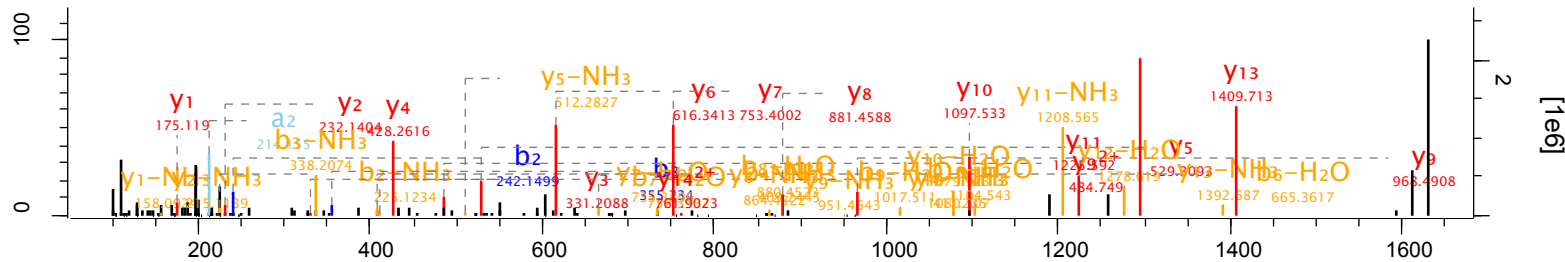
FTMS; HCD

63.09

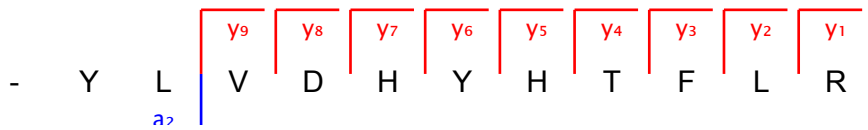
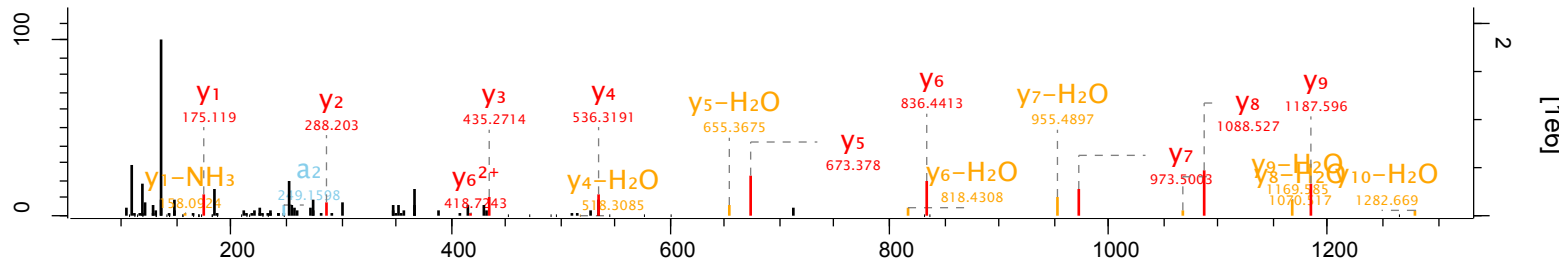
645.85



Raw file	Scan	Method	Score	m/z	Gene names
20120630_EXQ2_AtDe_SA_WTR_OG_pooled_final_1_8	17362	FTMS; HCD	136.33	550.96	Gjc3



Raw file	Scan	Method	Score	m/z	Gene names
20120630_EXQ2_AtDe_SA_WTR_OG_pooled_final_1_8	31137	FTMS; HCD	86.01	366.69	Tmem254;D14Ert4



Raw file

20120630\_EXQ2\_AtDe\_SA\_WTR\_OG\_pooled\_final\_1\_8

Scan

34864

Method

FTMS; HCD

Score

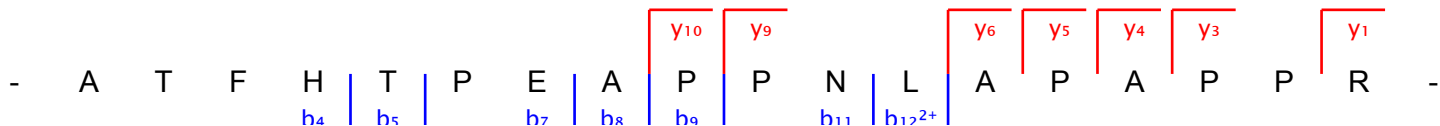
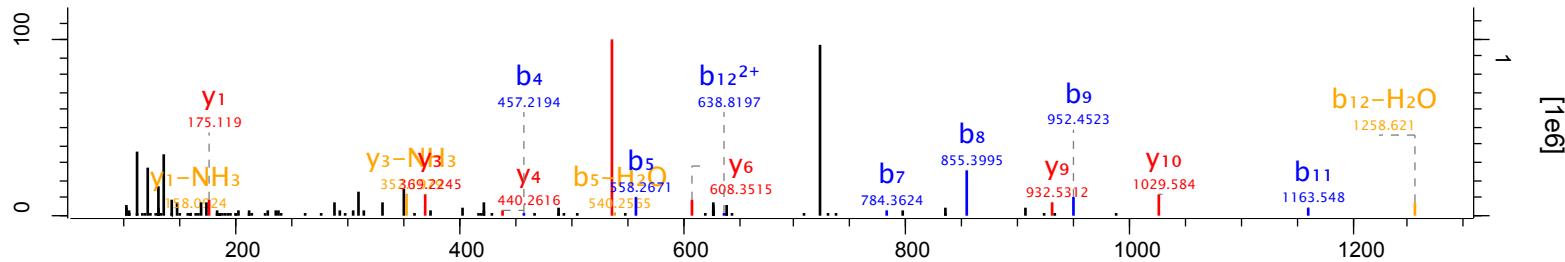
38.78

m/z

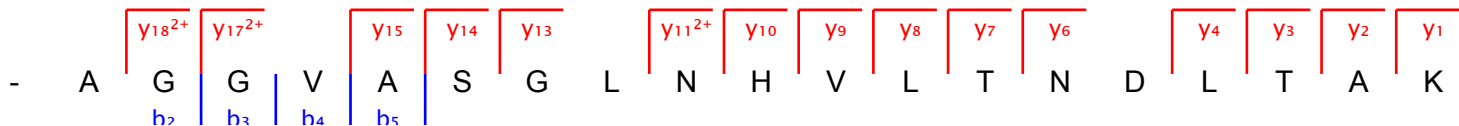
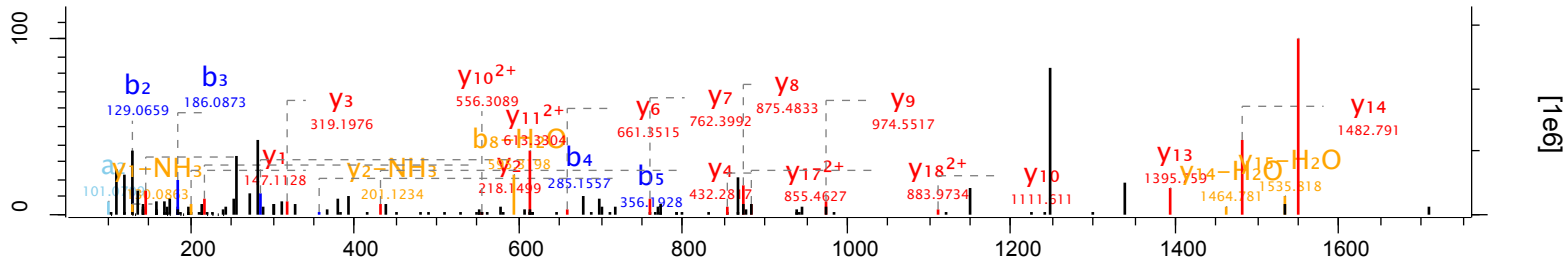
629.33

Gene names

Gpsm3

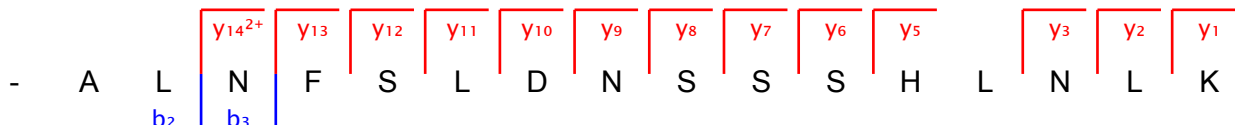
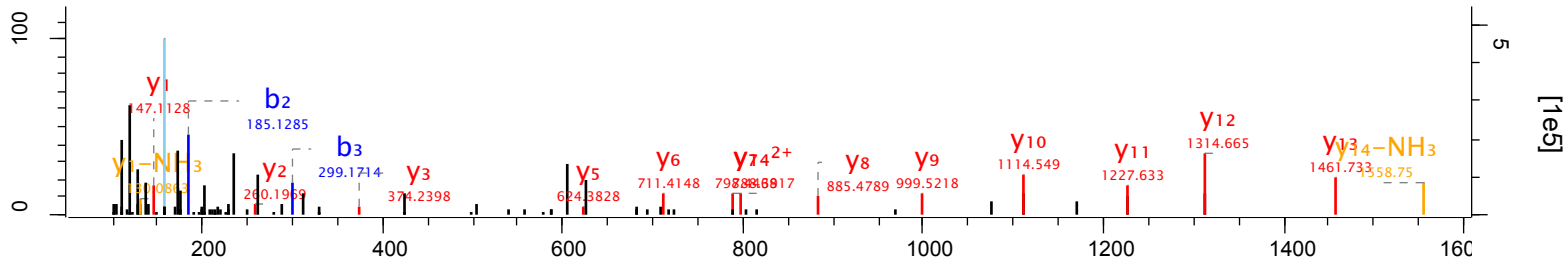


Raw file	Scan	Method	Score	m/z	Gene names
20120630_EXQ2_AtDe_SA_WTR_OG_pooled_final_1_8	39948	FTMS; HCD	76.53	613.67	Scin

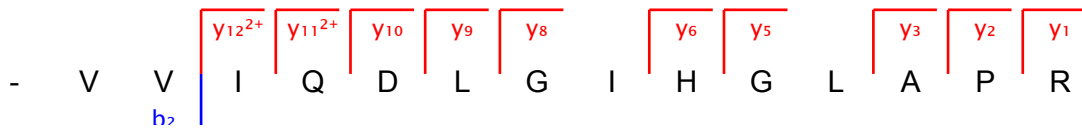
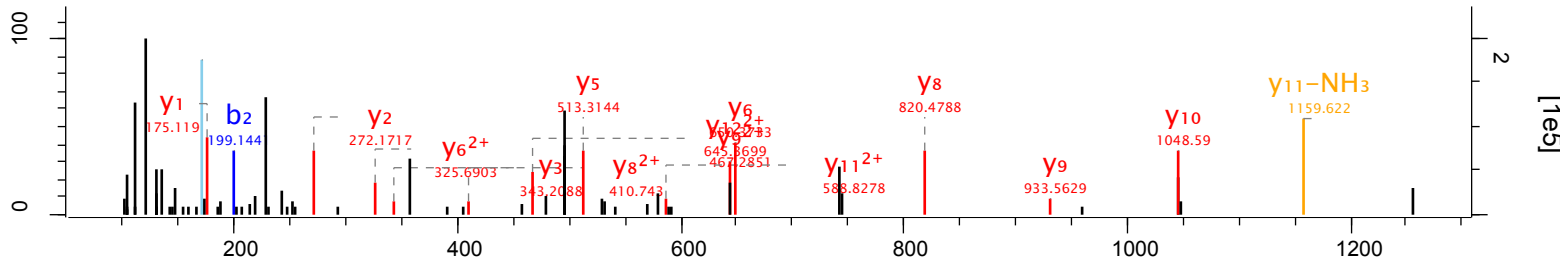




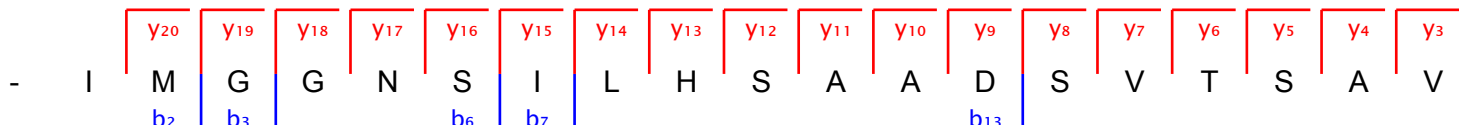
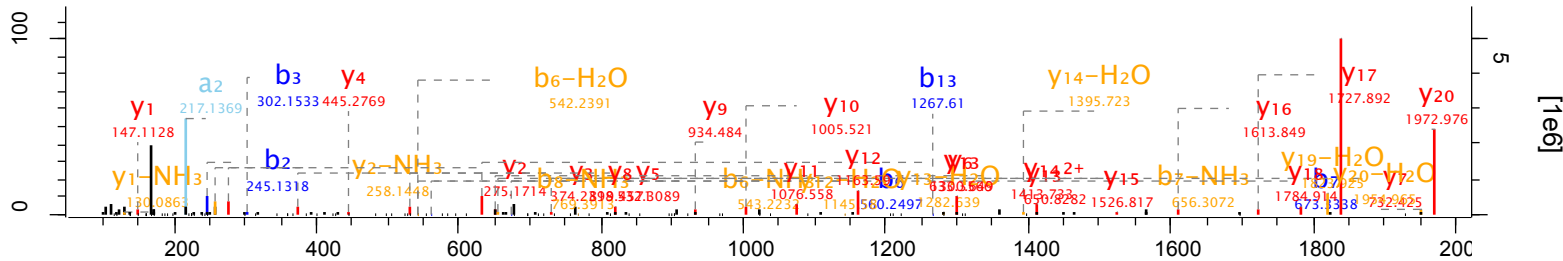
Raw file	Scan	Method	Score	m/z	Gene names
20120630_EXQ2_AtDe_SA_WTR_OG_pooled_final_1_8	42242	FTMS; HCD	57.15	587.31	Fsd1l



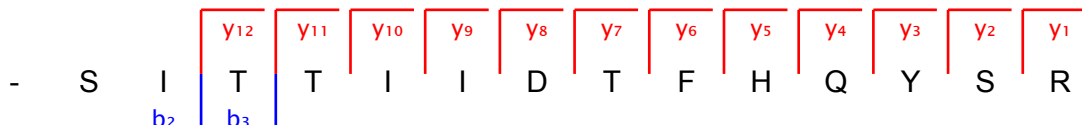
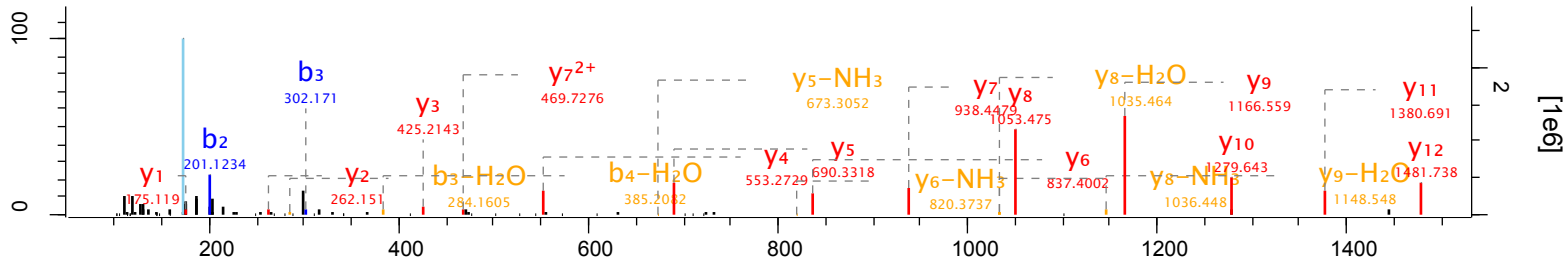
Raw file	Scan	Method	Score	m/z	Gene names
20120630_EXQ2_AtDe_SA_WTR_OG_pooled_final_1_8	43965	FTMS; HCD	68.68	496.63	Dchs1



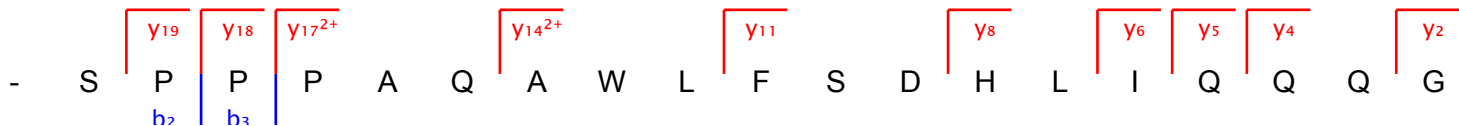
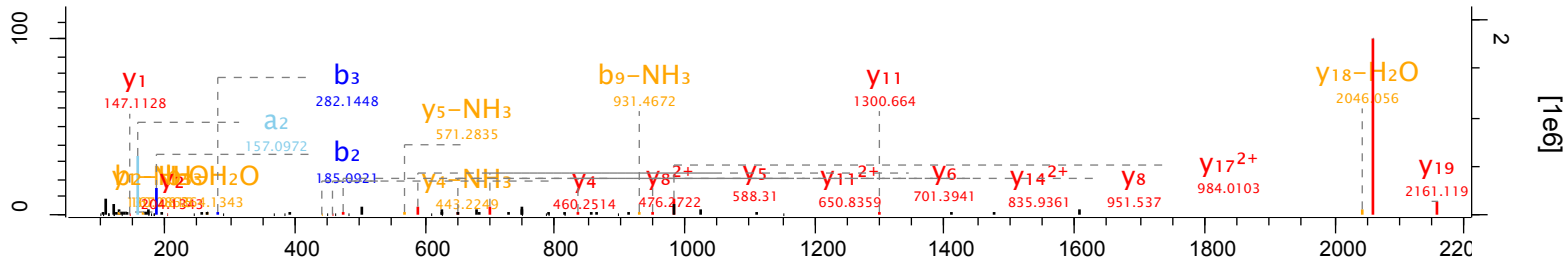
Raw file	Scan	Method	Score	m/z	Gene names
20120630_EXQ2_AtDe_SA_WTR_OG_pooled_final_1_8	43973	FTMS; HCD	127.58	696.03	Stxbp6



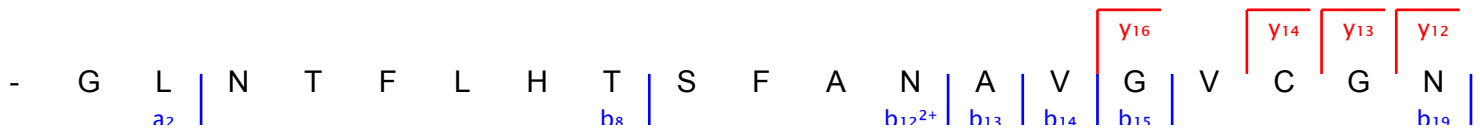
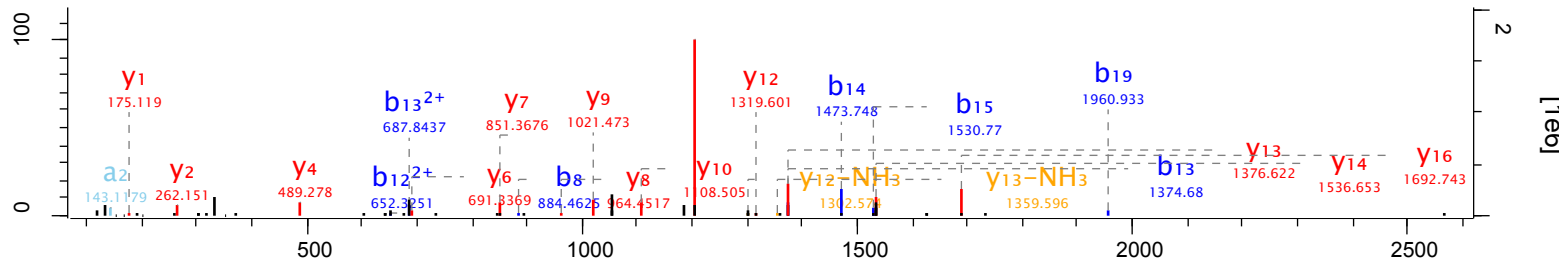
Raw file	Scan	Method	Score	m/z	Gene names
20120630_EXQ2_AtDe_SA_WTR_OG_pooled_final_1_8	52617	FTMS; HCD	102.5	561.29	S100a9



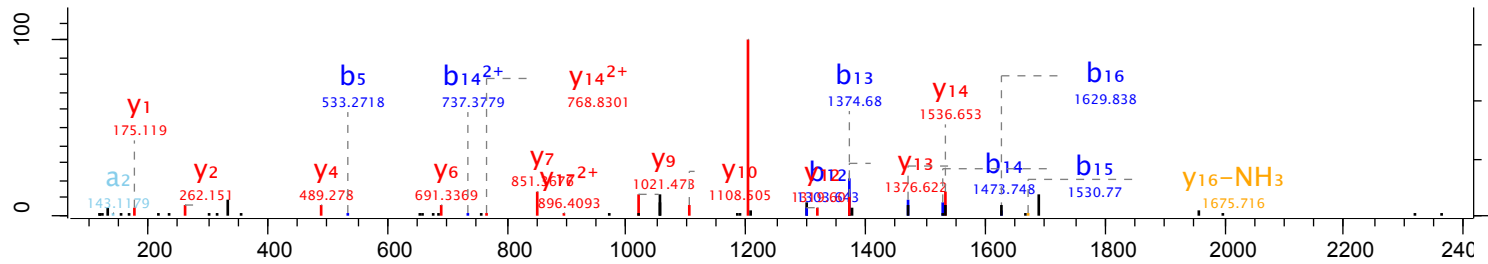
Raw file	Scan	Method	Score	m/z	Gene names
20120630_EXQ2_AtDe_SA_WTR_OG_pooled_final_1_8	54206	FTMS; HCD	50.39	750.06	Galnt16



Raw file	Scan	Method	Score	m/z	Gene name
20120630_EXQ2_AtDe_SA_WTR_OG_pooled_final_1_8	58057	FTMS; HCD	51.07	1056.17	Ear2;Ear3

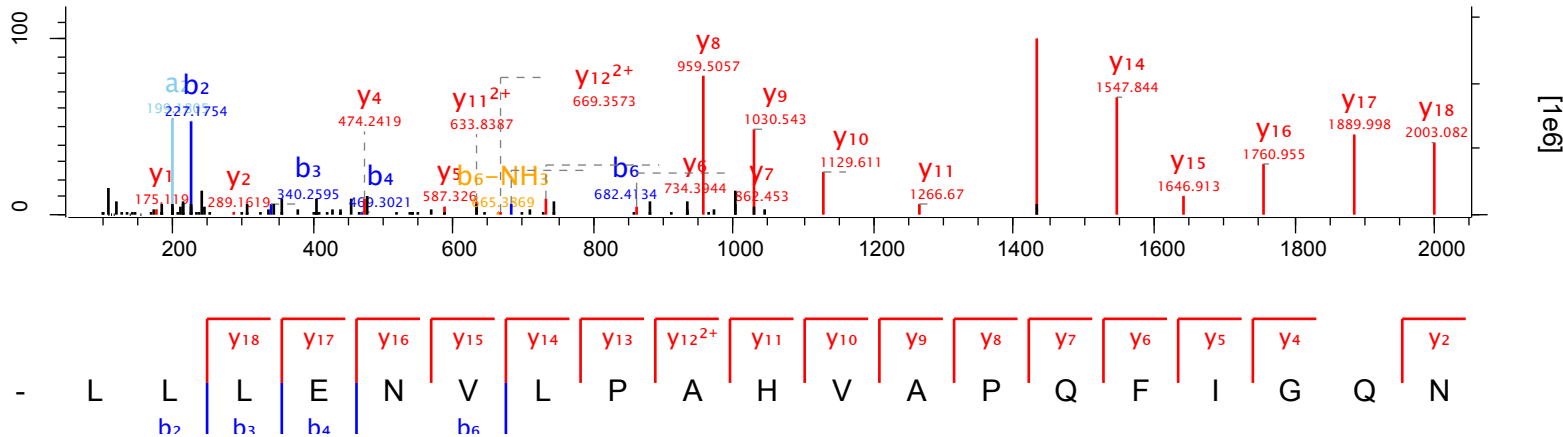


Raw file	Scan	Method	Score	m/z	Gene name
20120630_EXQ2_AtDe_SA_WTR_OG_pooled_final_1_8	58078	FTMS; HCD	41.6	1055.83	Ear2;Ear3



[1e6]

Raw file	Scan	Method	Score	m/z	Gene names
20120630_EXQ2_AtDe_SA_WTR_OG_pooled_final_1_8	60342	FTMS; HCD	88.57	744.09	Adcy4





Raw file

20120630\_EXQ2\_AtDe\_SA\_WTR\_OG\_pooled\_final\_1\_8

Scan

65825

Method

FTMS; HCD

Score

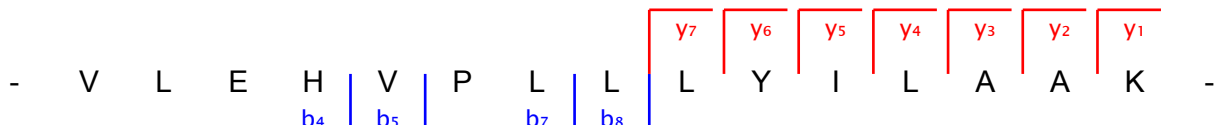
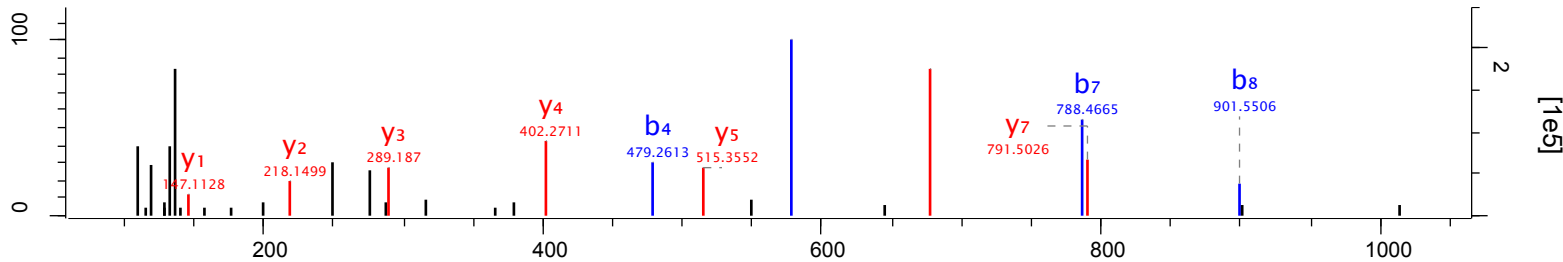
33.84

m/z

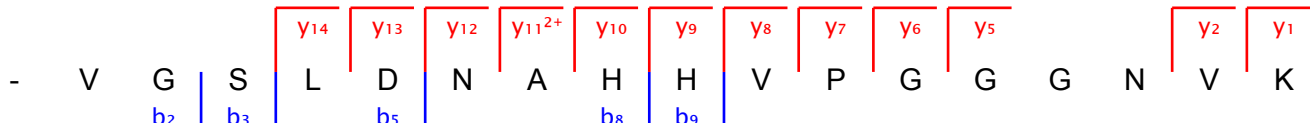
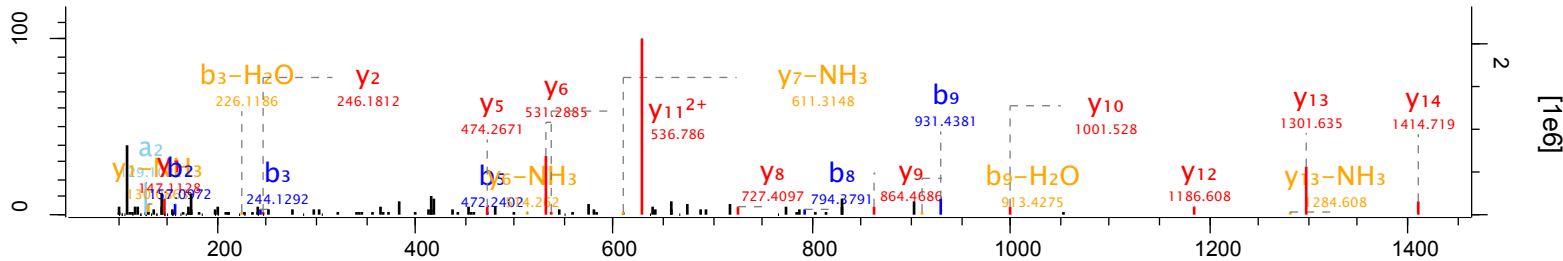
565.02

Gene names

Smim11



Raw file	Scan	Method	Score	m/z	Gene names
20120630_EXQ2_AtDe_SA_WTR_OG_pooled_final_1_9	11611	FTMS; HCD	65.81	415.47	Map2



Raw file

Scan

Method

Score

m/z

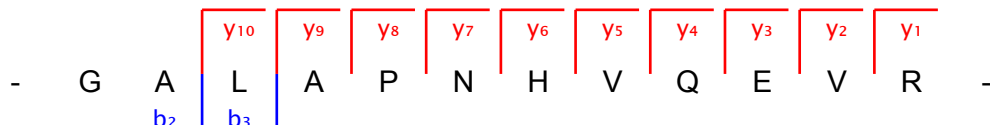
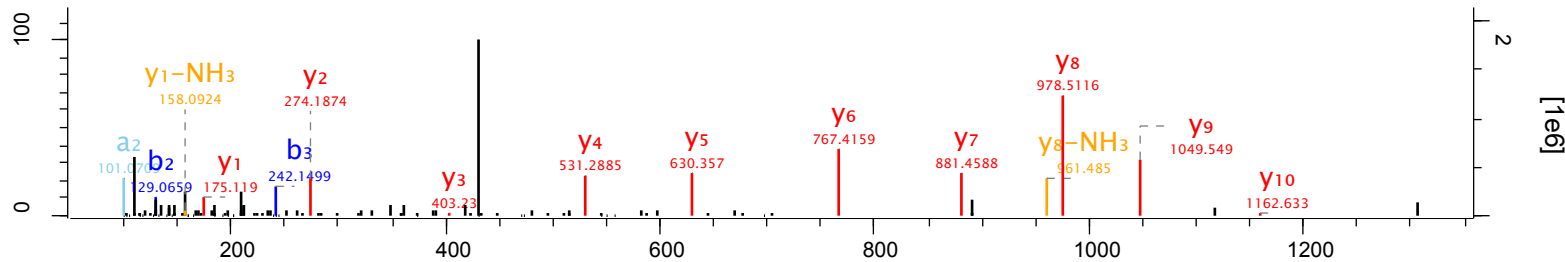
20120630\_EXQ2\_AtDe\_SA\_WTR\_OG\_pooled\_final\_1\_9

13252

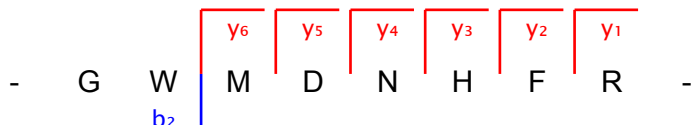
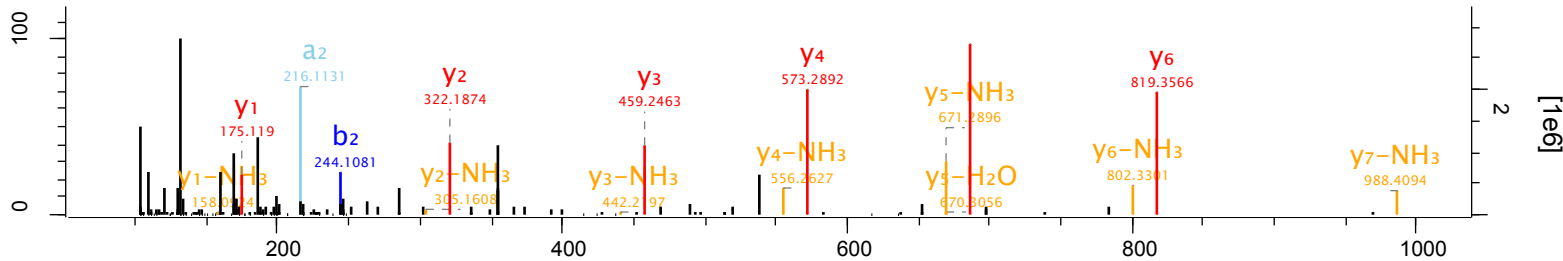
FTMS; HCD

61.11

430.9



Raw file	Scan	Method	Score	m/z	Gene names
20120630_EXQ2_AtDe_SA_WTR_OG_pooled_final_1_9	24082	FTMS; HCD	76.77	354.83	Apoc3



Raw file

20120630\_EXQ2\_AtDe\_SA\_WTR\_OG\_pooled\_final\_1\_9

Scan

24101

Method

FTMS; HCD

Score

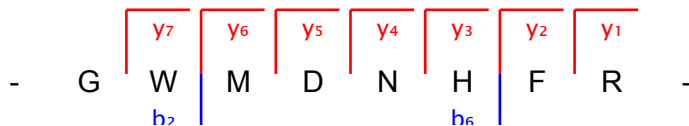
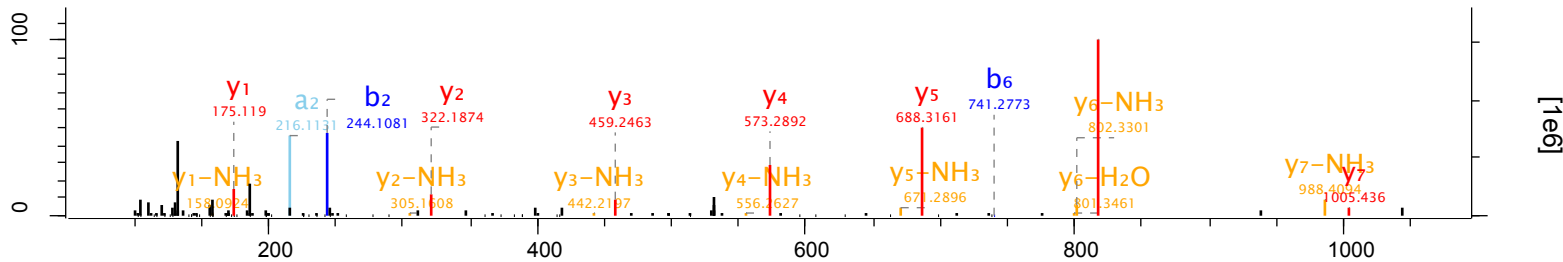
103.74

m/z

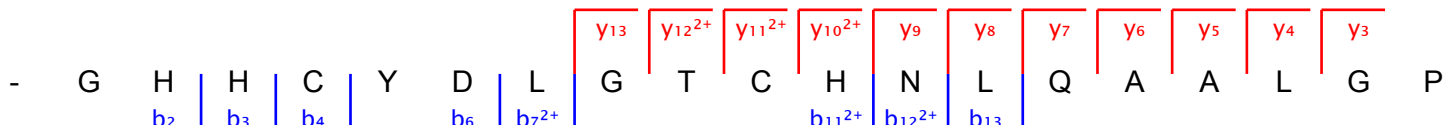
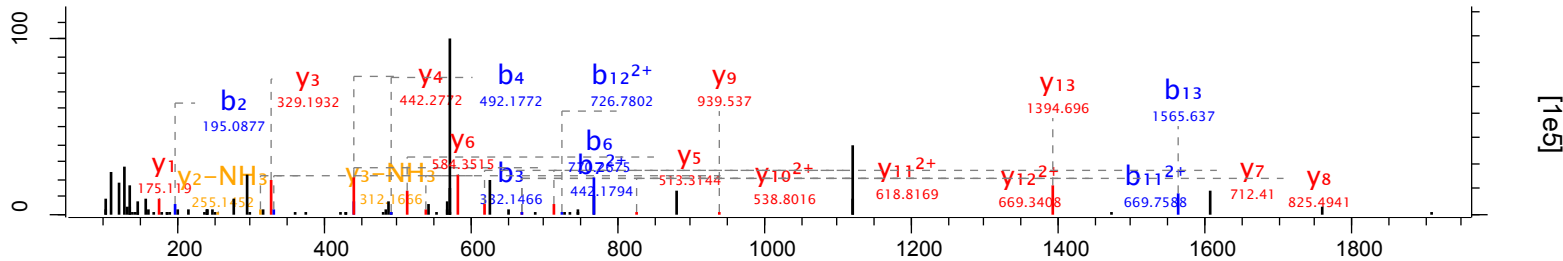
531.74

Gene names

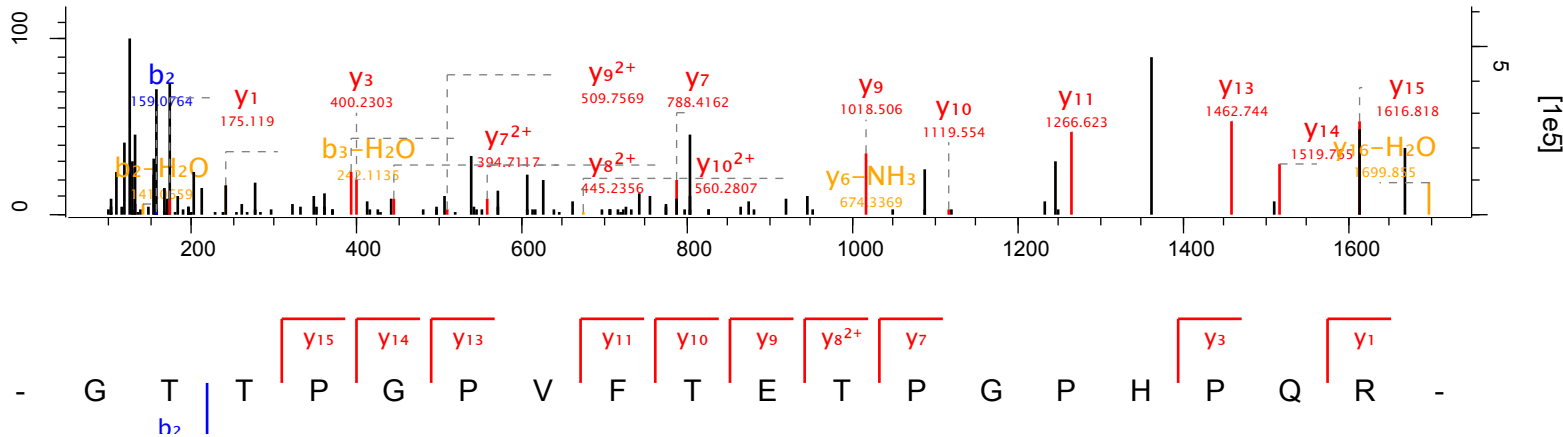
Apoc3



Raw file	Scan	Method	Score	m/z	Gene names
20120630_EXQ2_AtDe_SA_WTR_OG_pooled_final_1_9	24815	FTMS; HCD	55.44	570.02	Zdhhc24



Raw file	Scan	Method	Score	m/z	Gene names
20120630_EXQ2_AtDe_SA_WTR_OG_pooled_final_1_9	25726	FTMS; HCD	37.69	625.98	Ripk3



Raw file

20120630\_EXQ2\_AtDe\_SA\_WTR\_OG\_pooled\_final\_1\_9

Scan

60050

Method

FTMS; HCD

Score

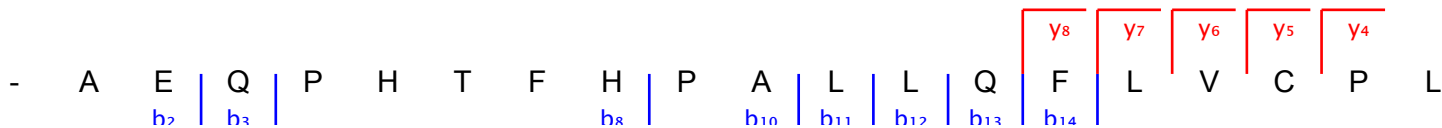
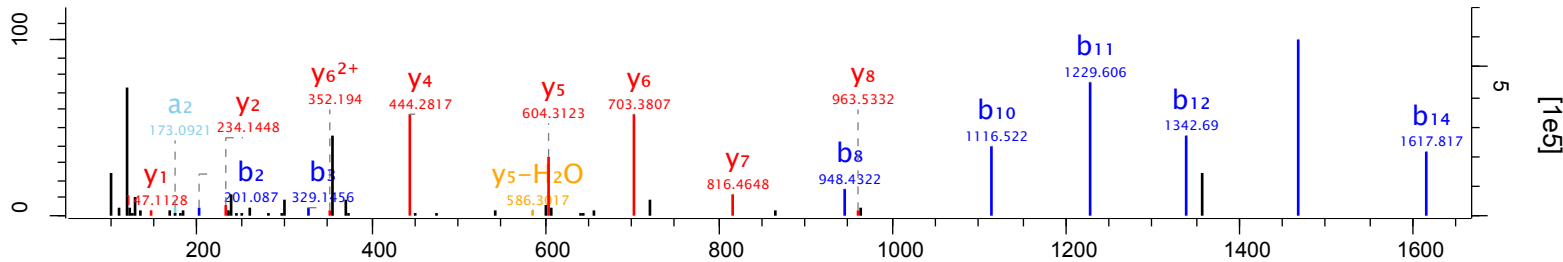
39.68

m/z

609.33

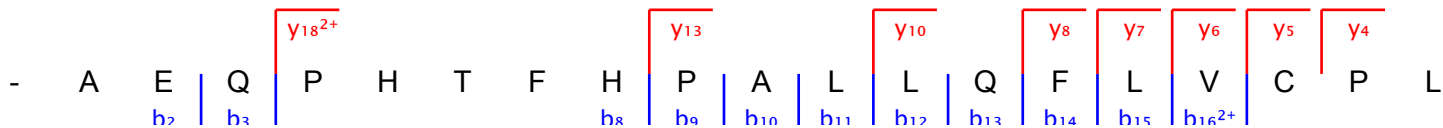
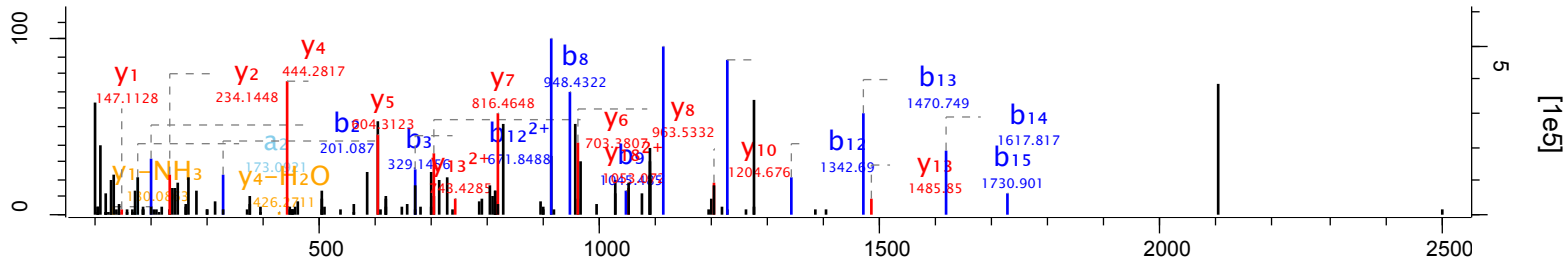
Gene names

Pyurf

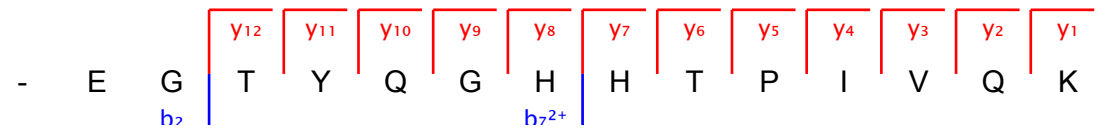
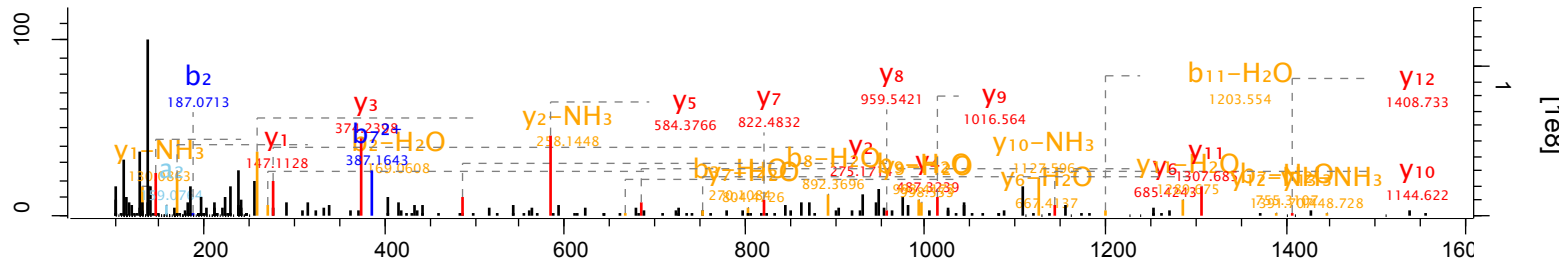




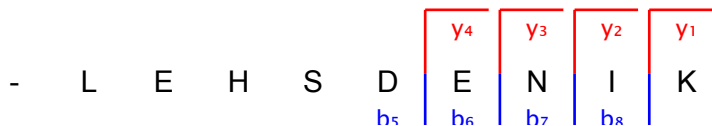
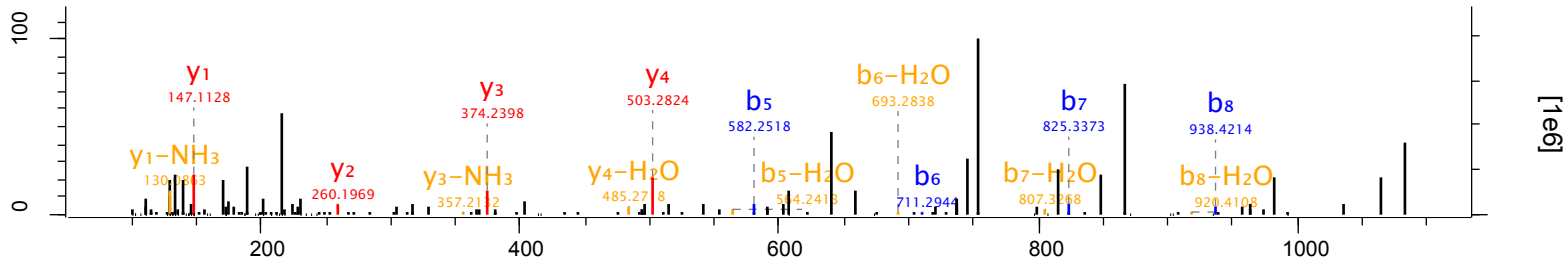
Raw file	Scan	Method	Score	m/z	Gene names
20120630_EXQ2_AtDe_SA_WTR_OG_pooled_final_1_9	60069	FTMS; HCD	73.67	812.1	Pyurf



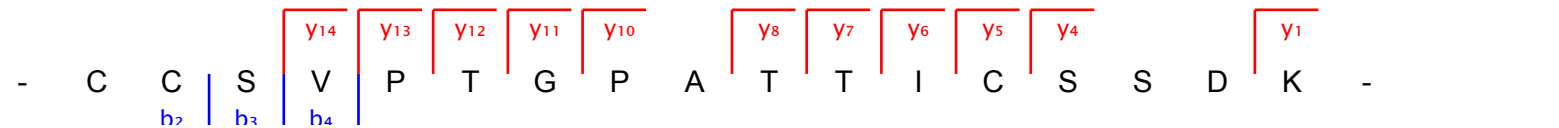
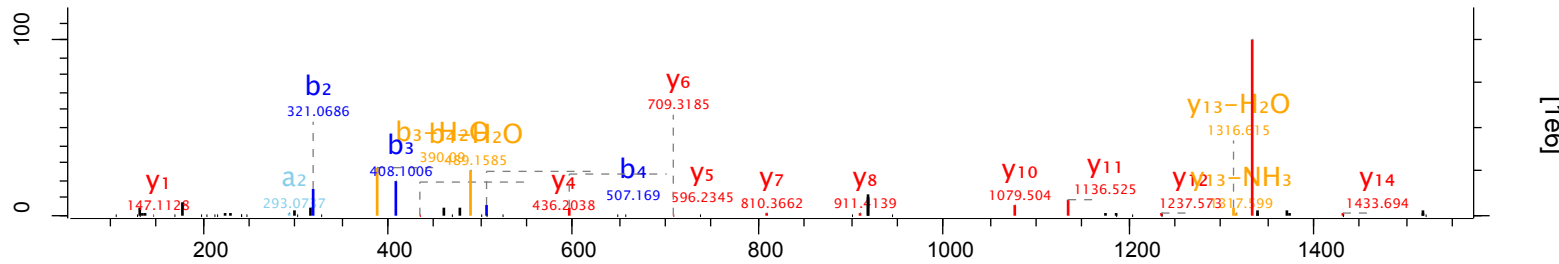
Raw file	Scan	Method	Score	m/z	Gene names
20120630_EXQ2_AtDe_SA_WTR_OG_pooled_final_1_9	9076	FTMS; HCD	106.32	399.45	mt-Co3;Mtco3



Raw file	Scan	Method	Score	m/z	Gene names
20120706_EXQ2_AtDe_SA_WTR_OG_pooled_final_1_5	13701	FTMS; HCD	58.92	542.77	Rgs13



Raw file	Scan	Method	Score	m/z	Gene names
20120706_EXQ2_AtDe_SA_WTR_OG_pooled_final_1_5	27914	FTMS; HCD	80.74	920.9	Krtap3-1;Krtap



Raw file

20120706\_EXQ2\_AtDe\_SA\_WTR\_OG\_pooled\_final\_1\_5

Scan

29509

Method

FTMS; HCD

Score


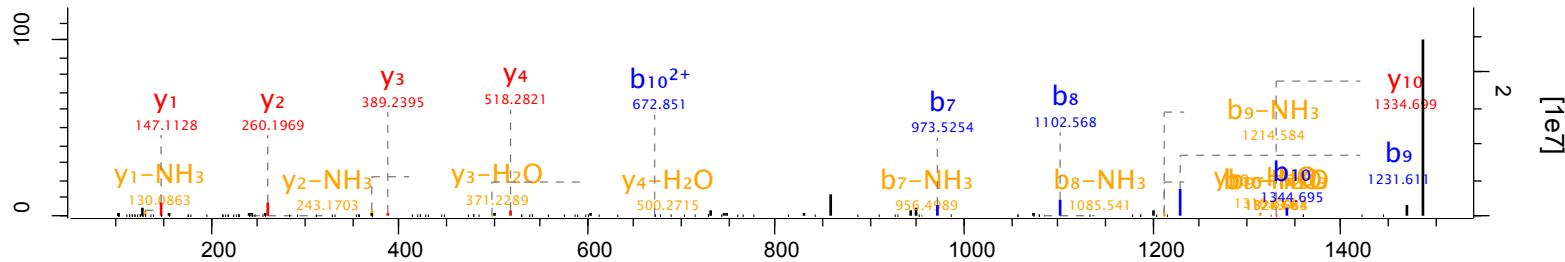
104.82

m/z

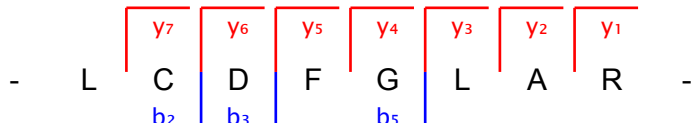
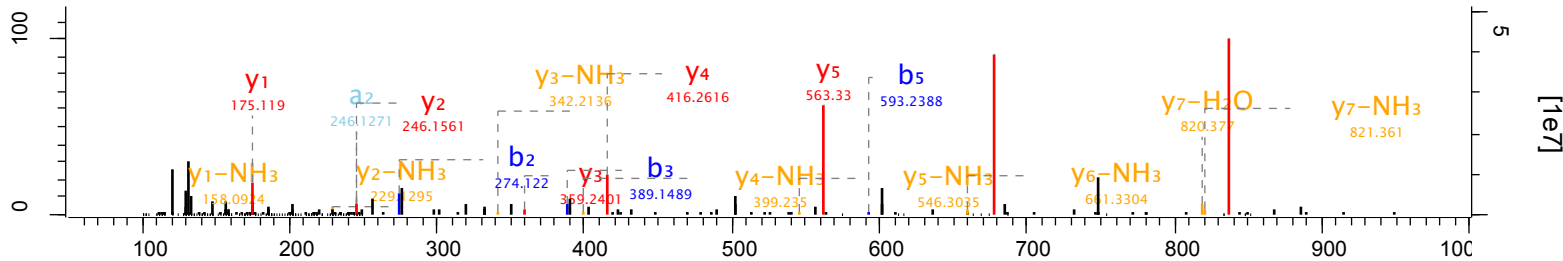
745.91

Gene names

Abcc12



Raw file	Scan	Method	Score	m/z	Gene names
20120706_EXQ2_AtDe_SA_WTR_OG_pooled_final_1_5	32014	FTMS; HCD	101.6	476.24	Mapk15



Raw file

20120706\_EXQ2\_AtDe\_SA\_WTR\_OG\_pooled\_final\_1\_5

Scan

41990

Method

FTMS; HCD

Score

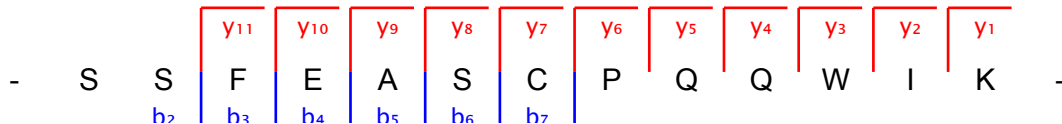
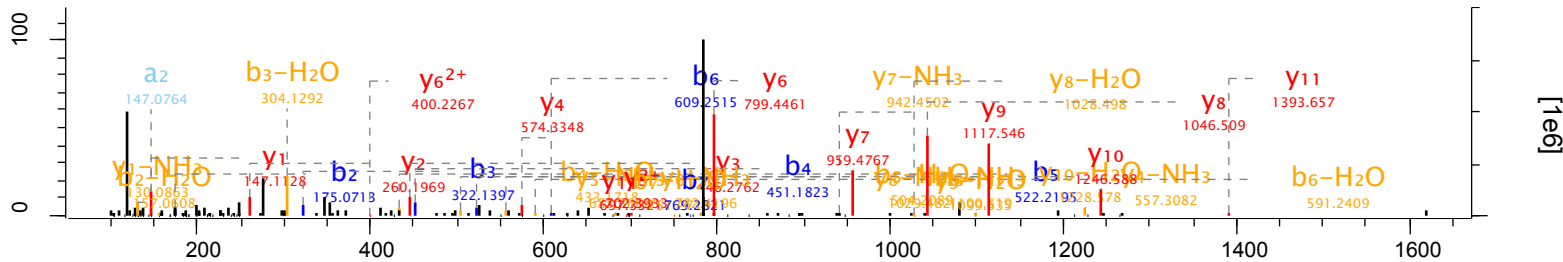
175.54

m/z

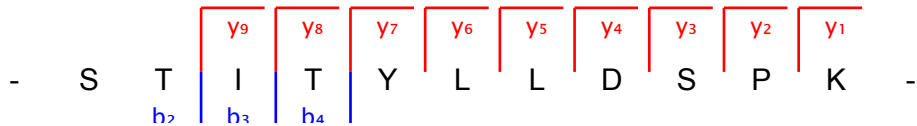
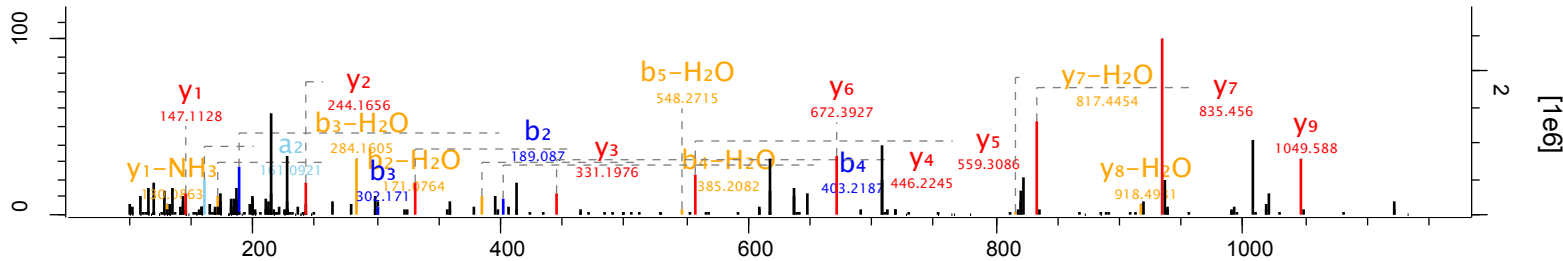
784.37

Gene names

Coa6

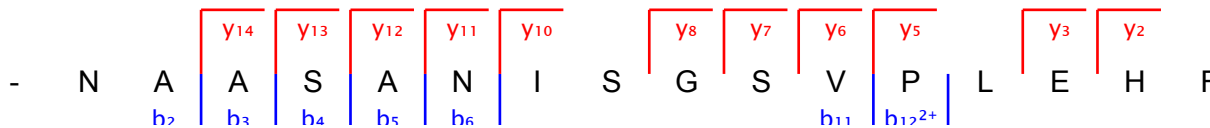
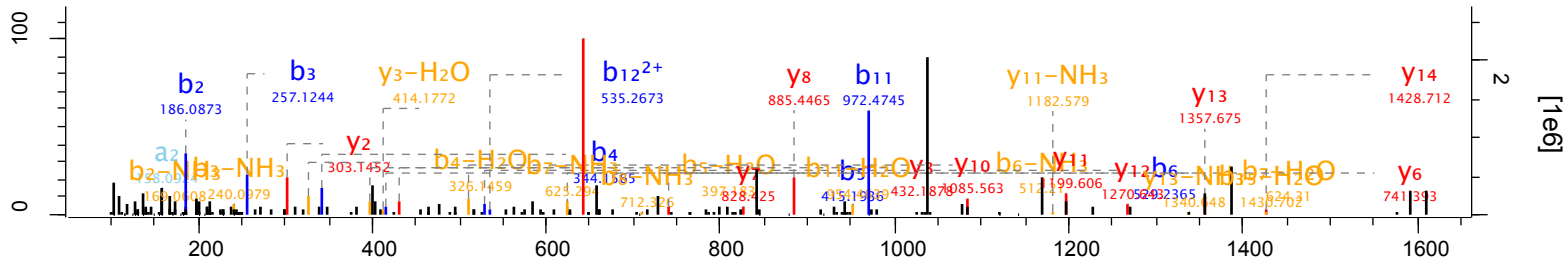


Raw file	Scan	Method	Score	m/z	Gene names
20120706_EXQ2_AtDe_SA_WTR_OG_pooled_final_1_5	45224	FTMS; HCD	71.08	619.34	Tmem69

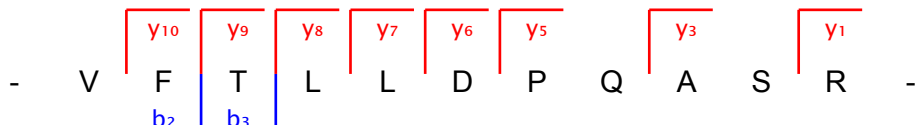
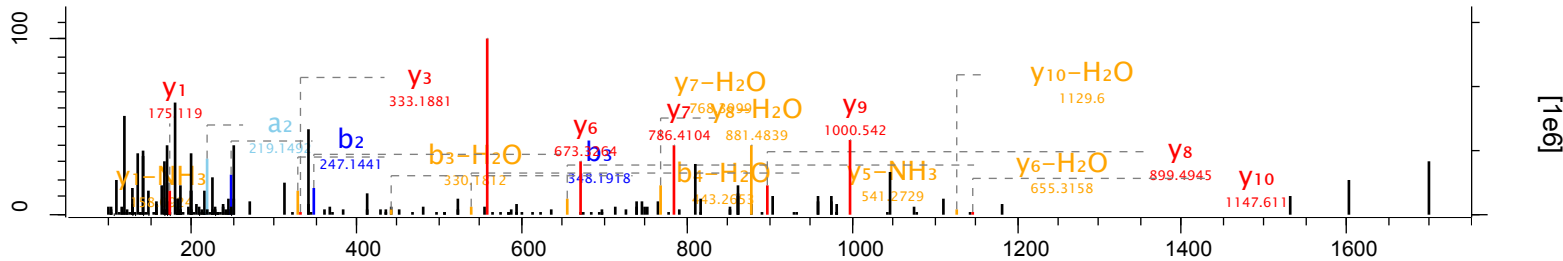




Raw file	Scan	Method	Score	m/z	Gene names
20120706_EXQ2_AtDe_SA_WTR_OG_pooled_final_1_5	46557	FTMS; HCD	136.81	807.4	Aqp7



Raw file	Scan	Method	Score	m/z	Gene names
20120706_EXQ2_AtDe_SA_WTR_OG_pooled_final_1_5	47956	FTMS; HCD	97.73	623.84	Pglyrp2



Raw file

Scan

Method

Score

m/z

Gene names

20120706\_EXQ2\_AtDe\_SA\_WTR\_OG\_pooled\_final\_1\_5

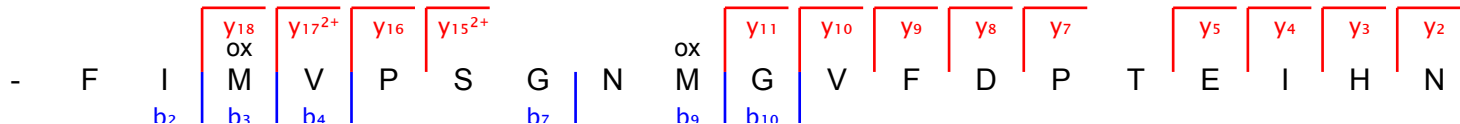
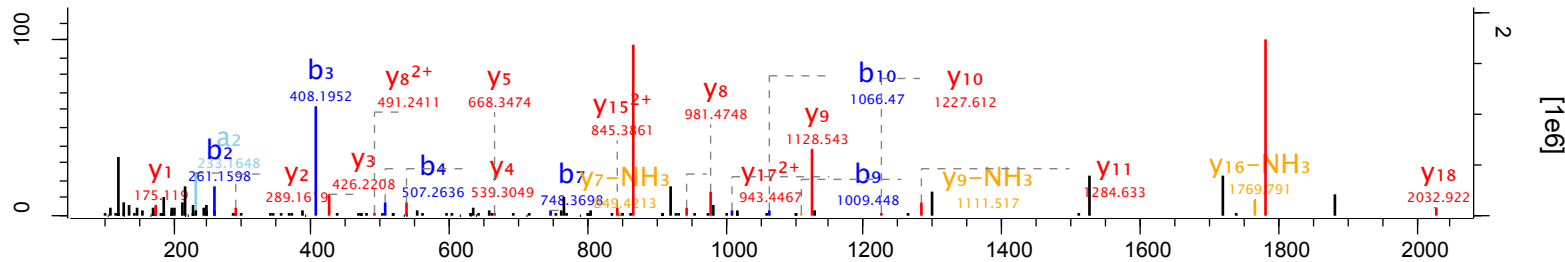
48626

FTMS; HCD

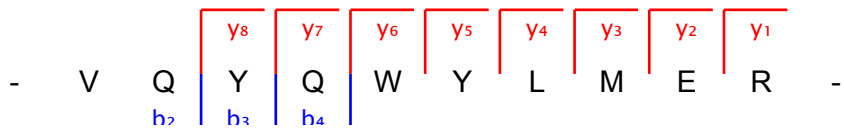
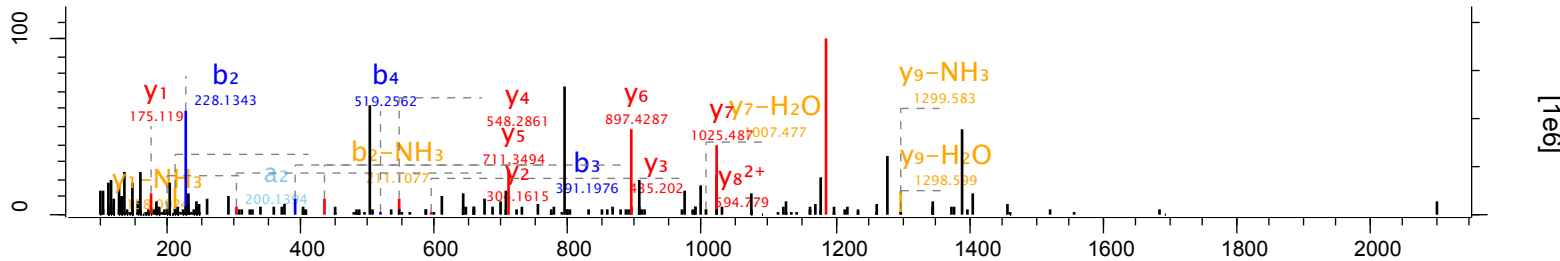
101.92

765.36

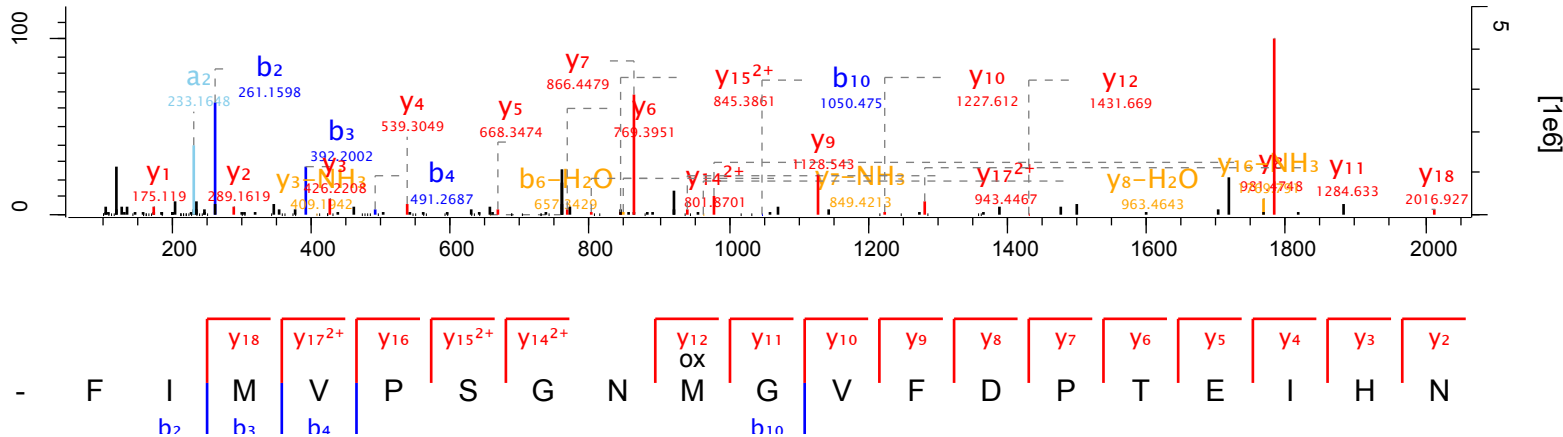
Cnih4



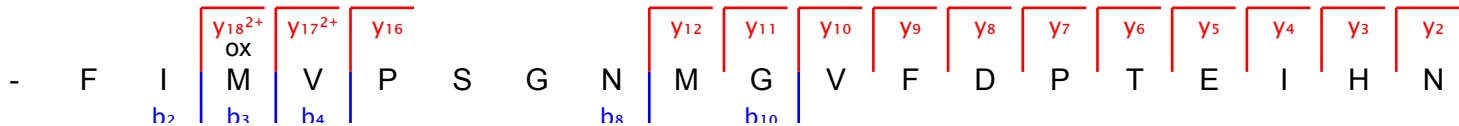
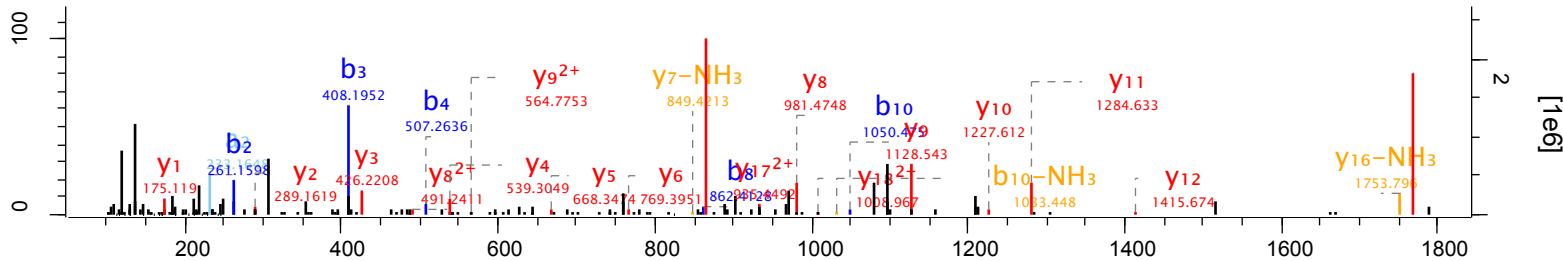
Raw file	Scan	Method	Score	m/z	Gene names
20120706_EXQ2_AtDe_SA_WTR_OG_pooled_final_1_5	49780	FTMS; HCD	43.68	708.31	Ndufa1



Raw file	Scan	Method	Score	m/z	Gene names
20120706_EXQ2_AtDe_SA_WTR_OG_pooled_final_1_5	53805	FTMS; HCD	76.3	760.37	Cnih4



Raw file	Scan	Method	Score	m/z	Gene names
20120706_EXQ2_AtDe_SA_WTR_OG_pooled_final_1_5	56651	FTMS; HCD	76.18	760.04	Cnih4



Raw file

Scan

Method

Score

m/z

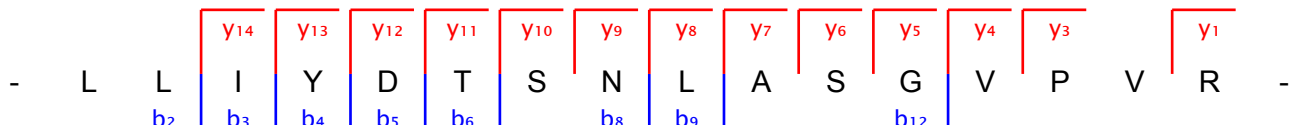
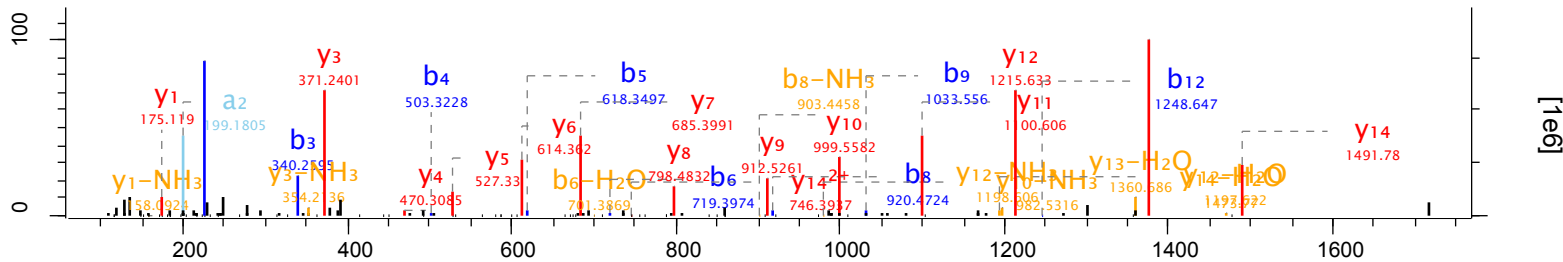
20120706\_EXQ2\_AtDe\_SA\_WTR\_OG\_pooled\_final\_1\_5

56805

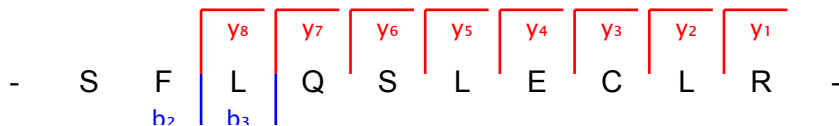
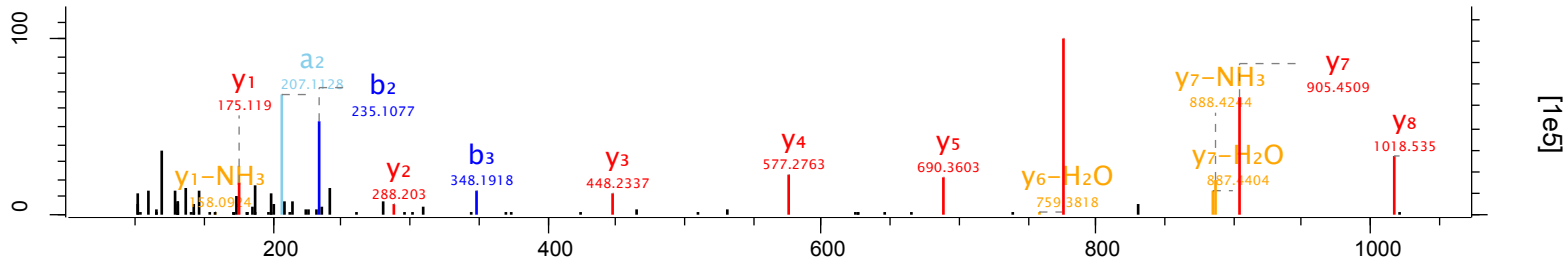
FTMS; HCD

140.96

859.48

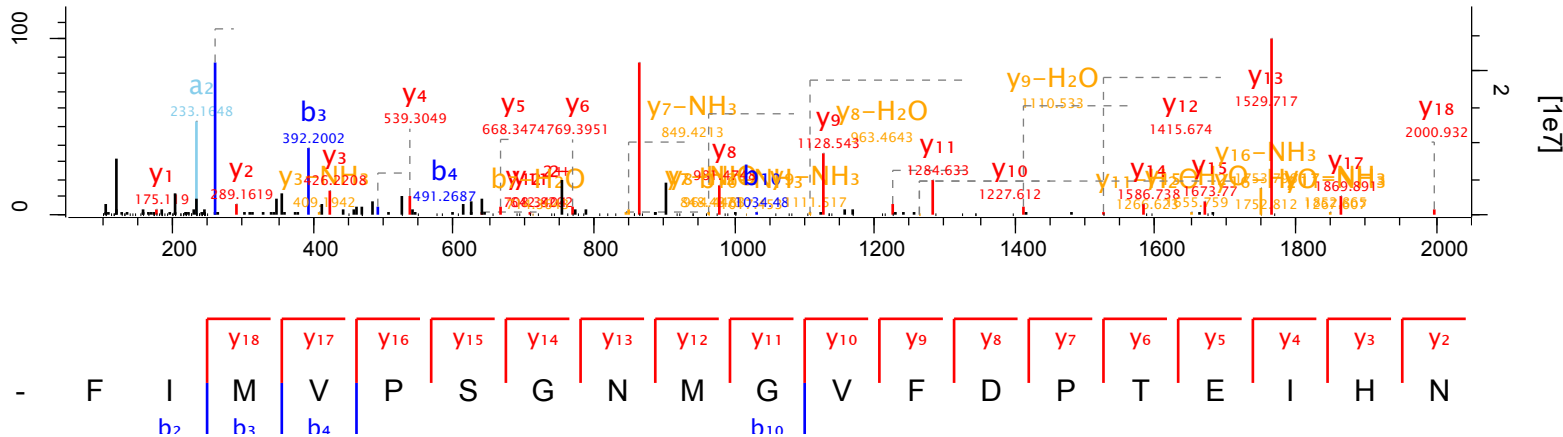


Raw file	Scan	Method	Score	m/z	Gene names
20120706_EXQ2_AtDe_SA_WTR_OG_pooled_final_1_5	57573	FTMS; HCD	83.86	626.82	Ag2

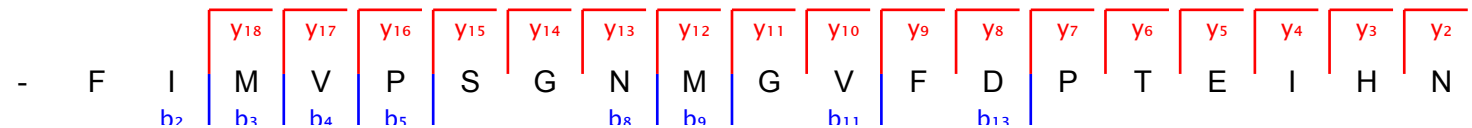
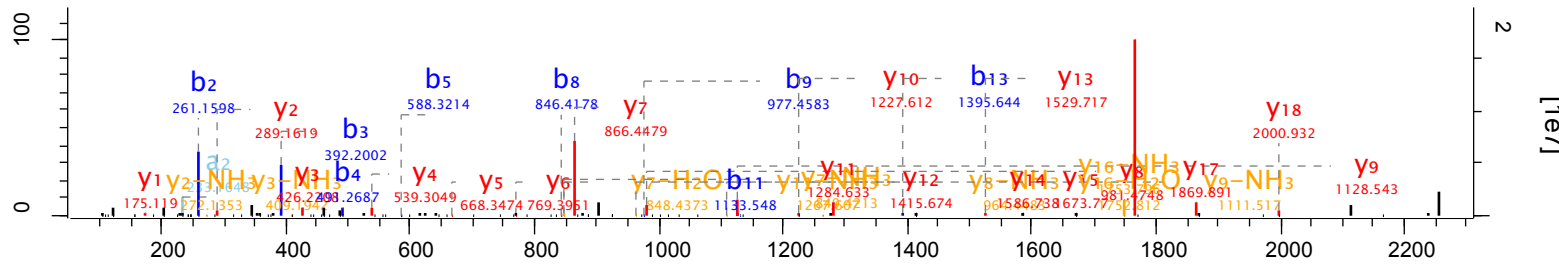




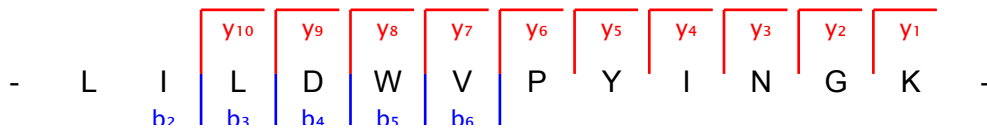
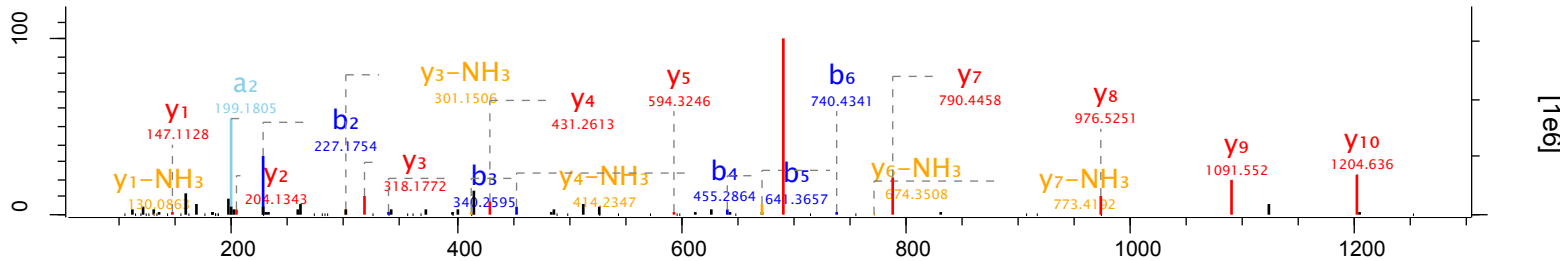
Raw file	Scan	Method	Score	m/z	Gene names
20120706_EXQ2_AtDe_SA_WTR_OG_pooled_final_1_5	60121	FTMS; HCD	174.19	754.7	Cnih4



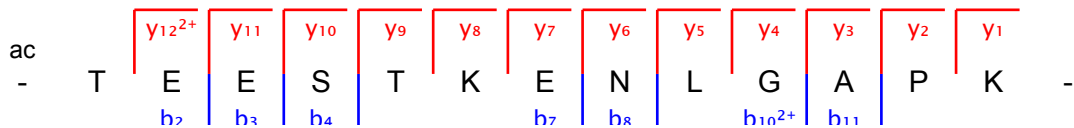
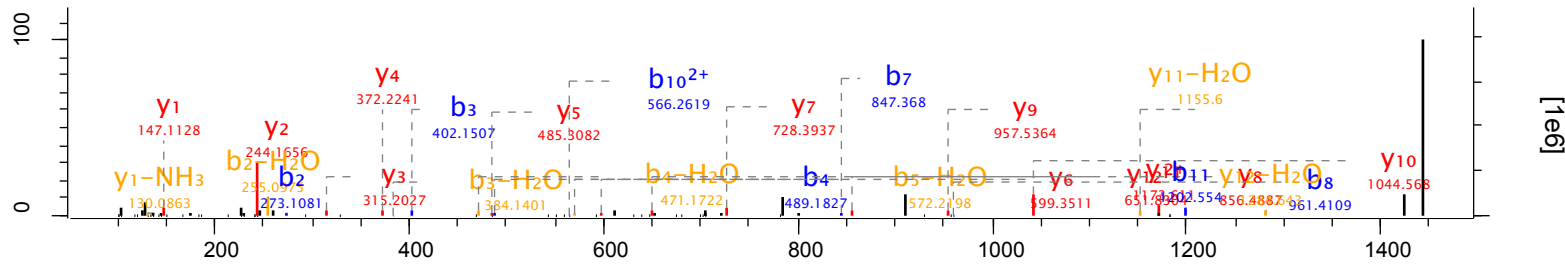
Raw file	Scan	Method	Score	m/z	Gene name
20120706_EXQ2_AtDe_SA_WTR_OG_pooled_final_1_5	60144	FTMS; HCD	140.2	1131.55	Cnih4



Raw file	Scan	Method	Score	m/z	Gene names
20120706_EXQ2_AtDe_SA_WTR_OG_pooled_final_1_5	64954	FTMS; HCD	86.46	715.91	Uqcr11



Raw file	Scan	Method	Score	m/z	Gene names
20120706_EXQ2_AtDe_SA_WTR_OG_pooled_final_2_1	13972	FTMS; HCD	116.98	723.36	Tmem100



Raw file

Scan

Method

Score

m/z

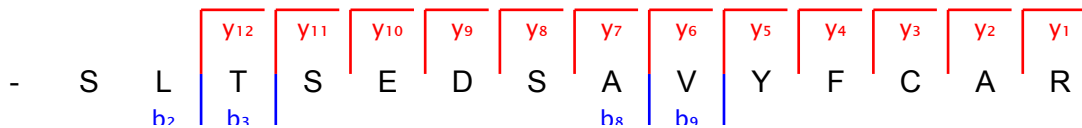
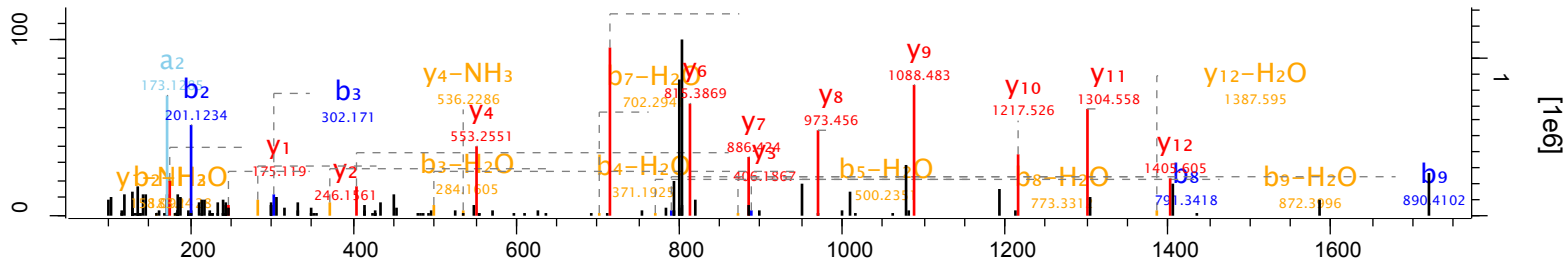
20120706\_EXQ2\_AtDe\_SA\_WTR\_OG\_pooled\_final\_2\_1

35634

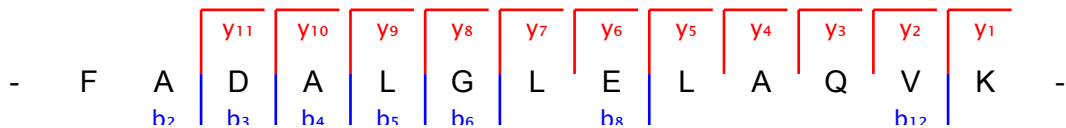
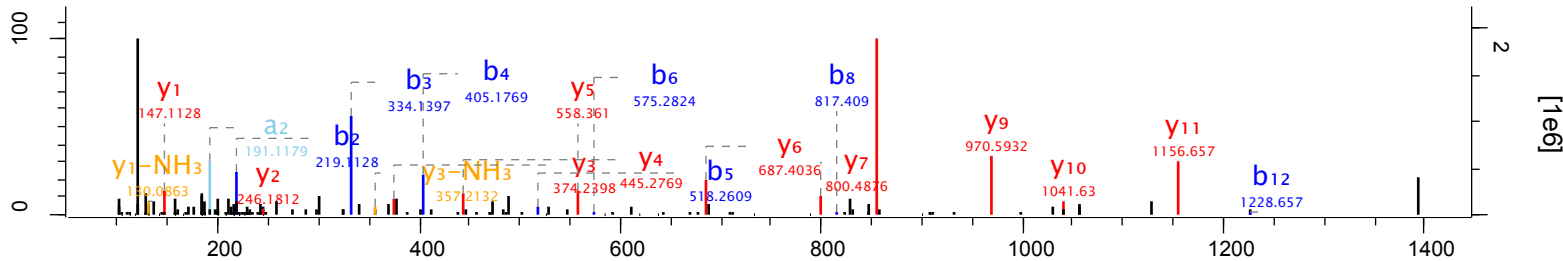
FTMS; HCD

105.03

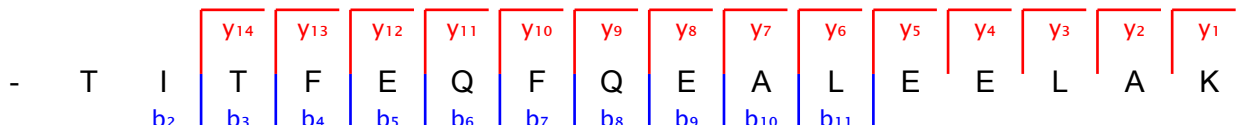
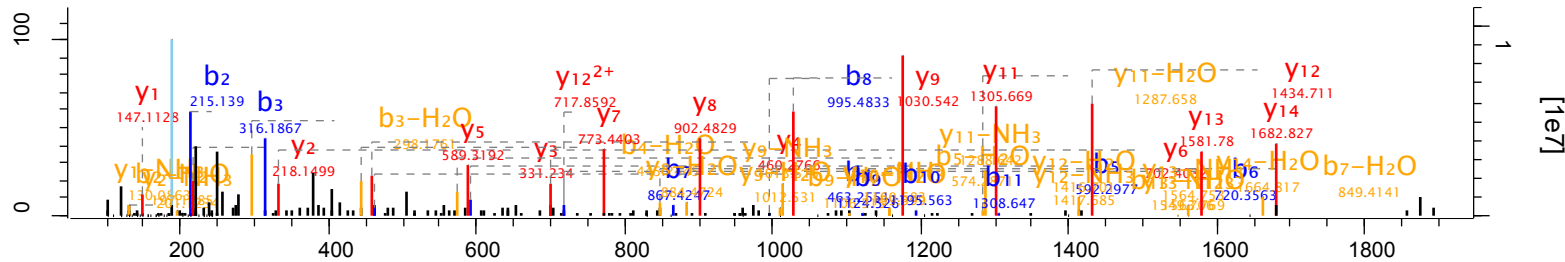
803.36



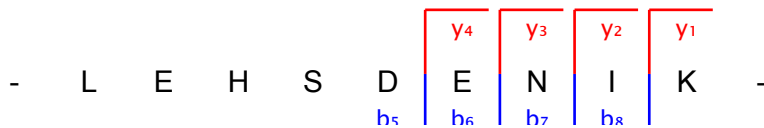
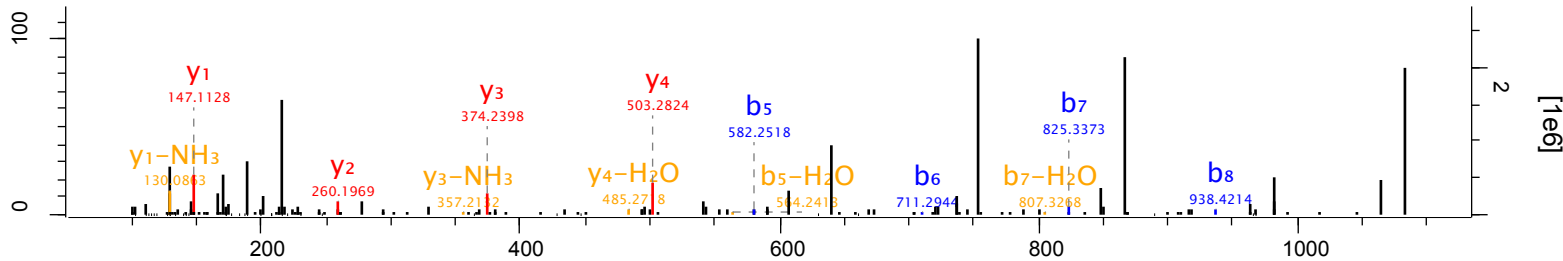
Raw file	Scan	Method	Score	m/z	Gene names
20120706_EXQ2_AtDe_SA_WTR_OG_pooled_final_2_1	56903	FTMS; HCD	86.94	687.89	Ppp1r3d



Raw file	Scan	Method	Score	m/z	Gene names
20120706_EXQ2_AtDe_SA_WTR_OG_pooled_final_2_1	66676	FTMS; HCD	259.53	948.99	Tppp



Raw file	Scan	Method	Score	m/z	Gene names
20120706_EXQ2_AtDe_SA_WTR_OG_pooled_final_2_1	9863	FTMS; HCD	50.83	542.77	Rgs13





Raw file

Scan

Method

Score

m/z

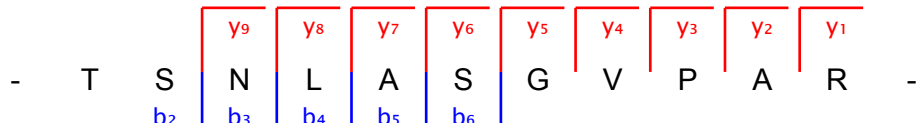
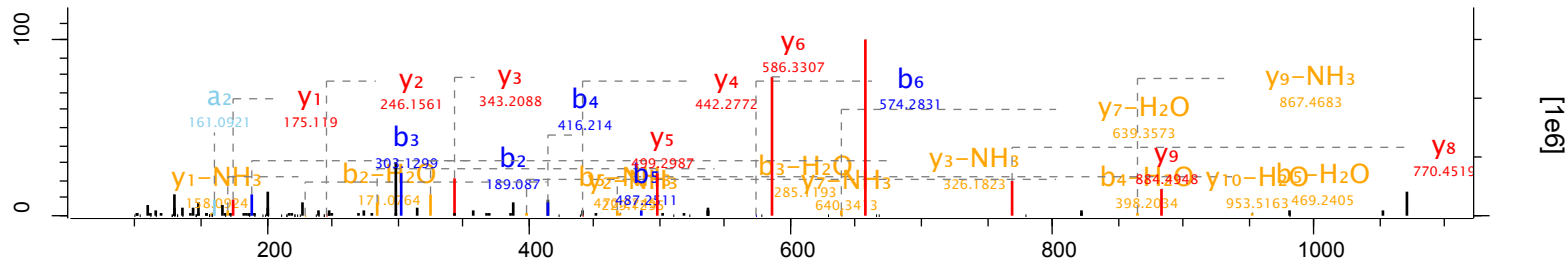
20120706\_EXQ2\_AtDe\_SA\_WTR\_OG\_pooled\_final\_2\_11

10660

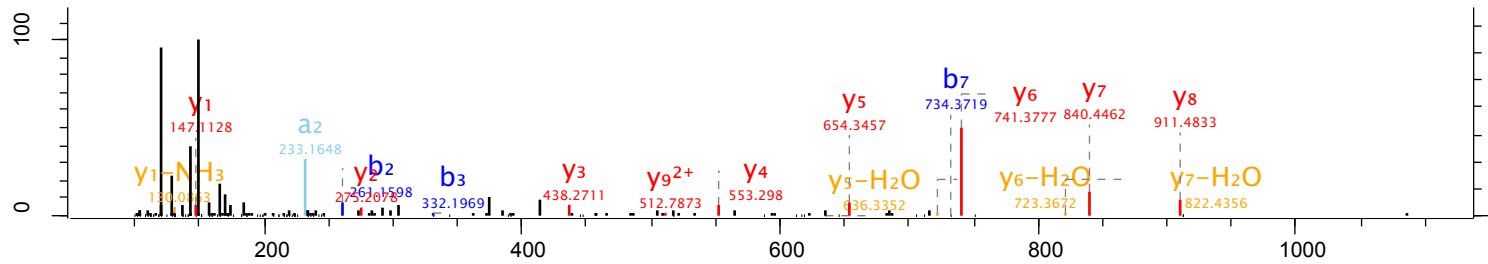
FTMS; HCD

115.33

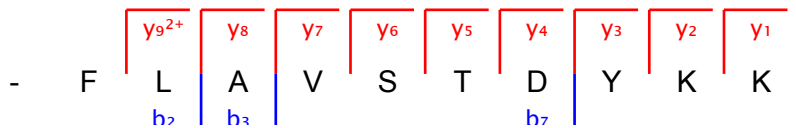
536.79



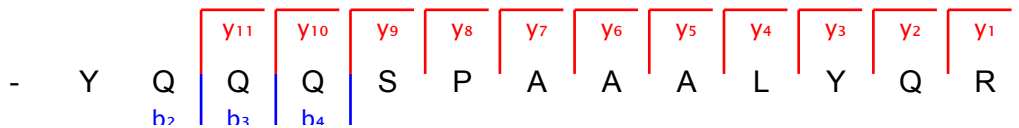
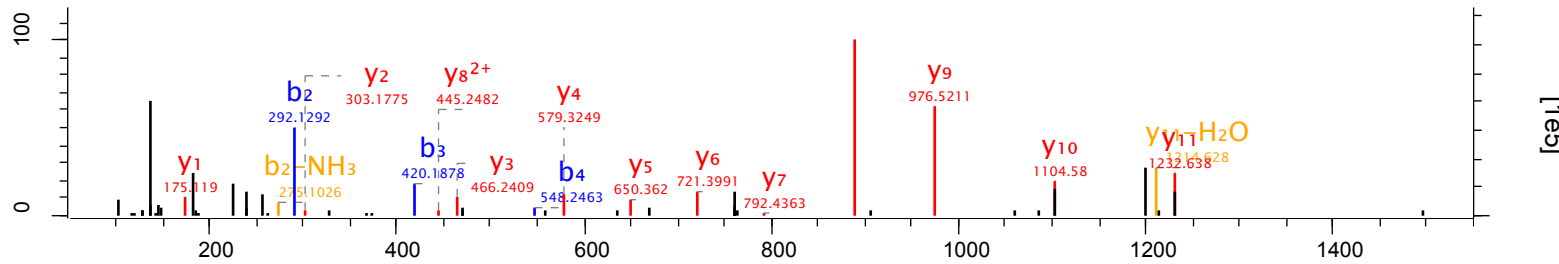
Raw file	Scan	Method	Score	m/z	Gene names
20120706_EXQ2_AtDe_SA_WTR_OG_pooled_final_2_11	16514	FTMS; HCD	56.04	391.22	Ndufa4l2



[1e6]



Raw file	Scan	Method	Score	m/z	Gene names
20120706_EXQ2_AtDe_SA_WTR_OG_pooled_final_2_11	20918	FTMS; HCD	76.07	762.89	Nfatc2



Raw file

Scan

Method

Score

m/z

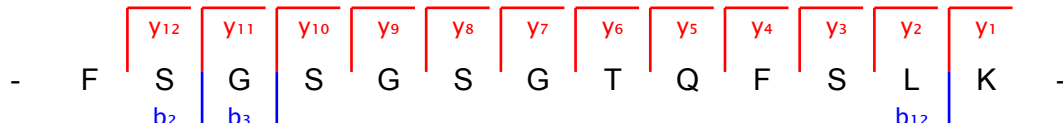
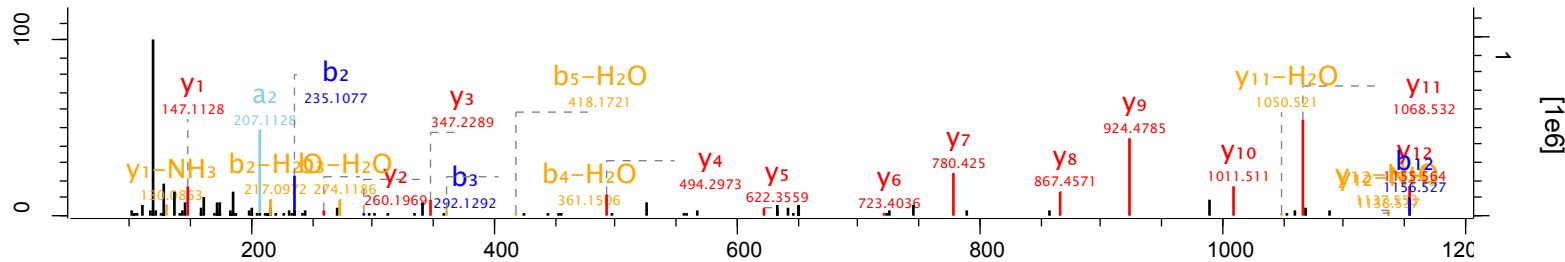
20120706\_EXQ2\_AtDe\_SA\_WTR\_OG\_pooled\_final\_2\_11

22069

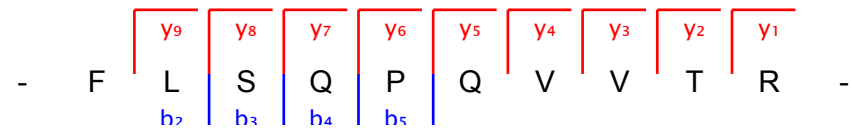
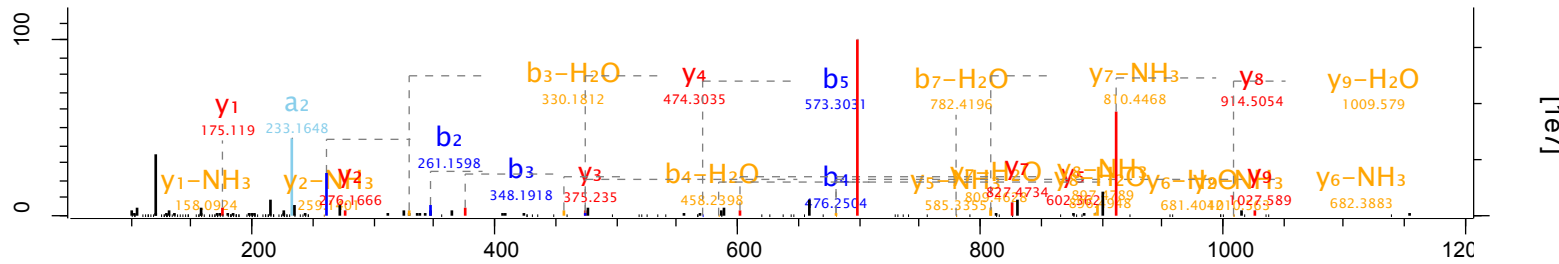
FTMS; HCD

75.76

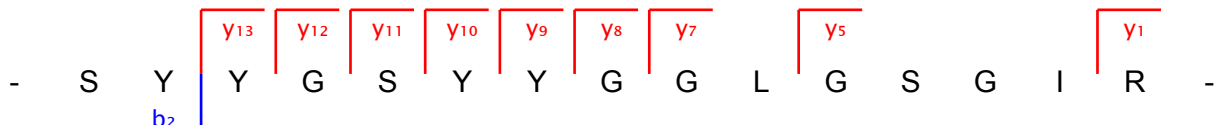
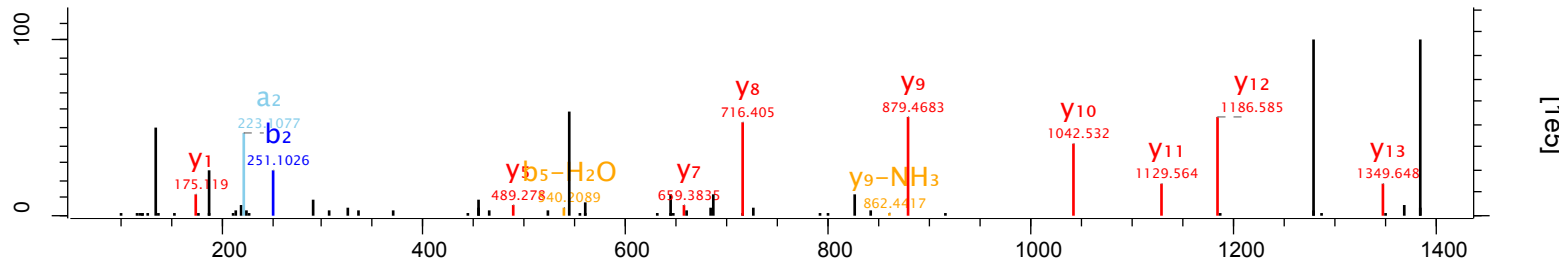
651.82



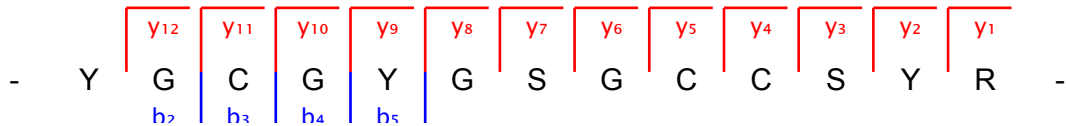
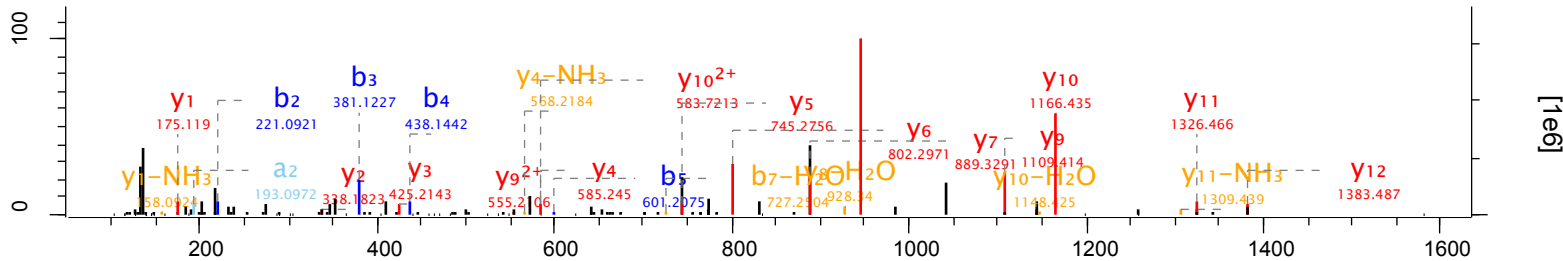
Raw file	Scan	Method	Score	m/z	Gene name
20120706_EXQ2_AtDe_SA_WTR_OG_pooled_final_2_11	22112	FTMS; HCD	152.54	587.83	Syngn2



Raw file	Scan	Method	Score	m/z	Gene names
20120706_EXQ2_AtDe_SA_WTR_OG_pooled_final_2_11	33896	FTMS; HCD	43.59	800.91	Krtap19-5



Raw file	Scan	Method	Score	m/z	Gene names
20120706_EXQ2_AtDe_SA_WTR_OG_pooled_final_2_11	9245	FTMS; HCD	89.75	773.78	Krtap21-1



Raw file

Scan

Method

Score

m/z

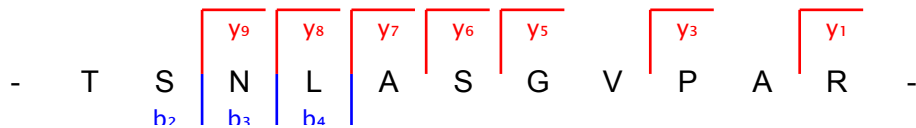
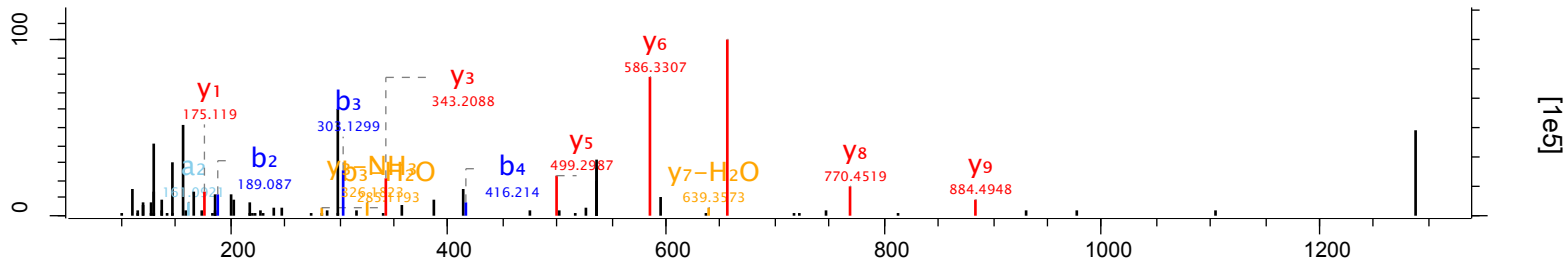
20120706\_EXQ2\_AtDe\_SA\_WTR\_OG\_pooled\_final\_2\_12

10326

FTMS; HCD

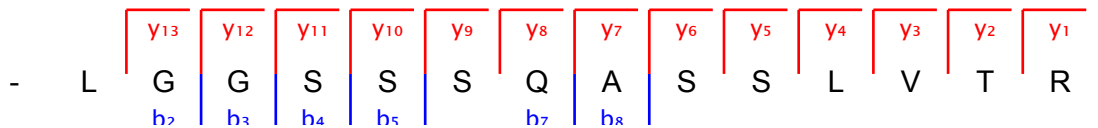
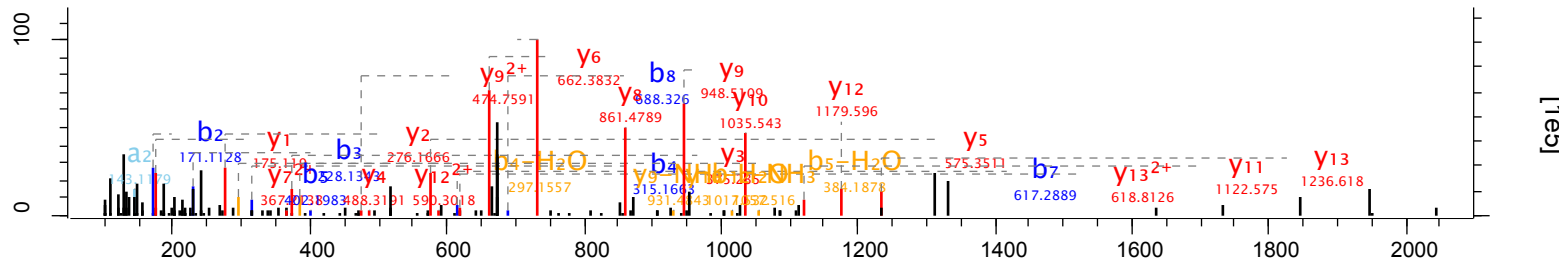
49.45

536.79





Raw file	Scan	Method	Score	m/z	Gene name
20120706_EXQ2_AtDe_SA_WTR_OG_pooled_final_2_12	13328	FTMS; HCD	109.64	675.36	Stap2



Raw file

20120706\_EXQ2\_AtDe\_SA\_WTR\_OG\_pooled\_final\_2\_12

Scan

21013

Method

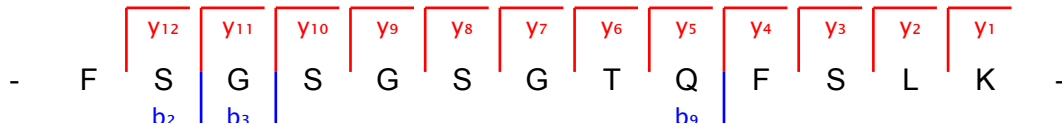
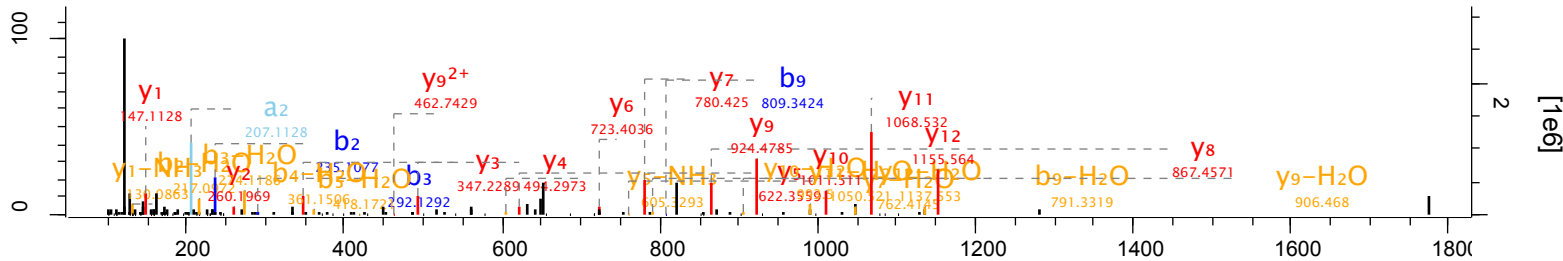
FTMS; HCD

Score

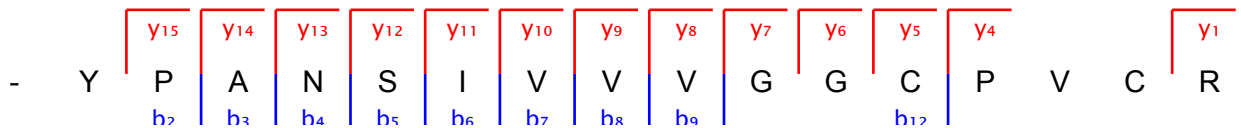
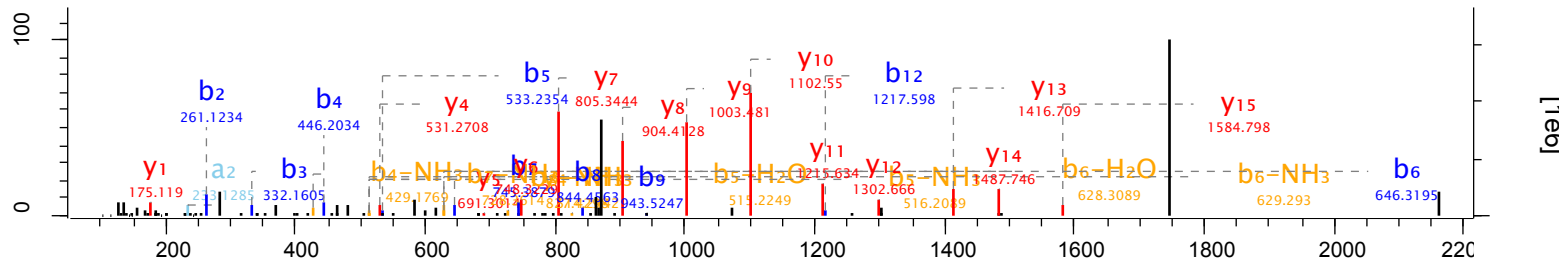
116.19

m/z

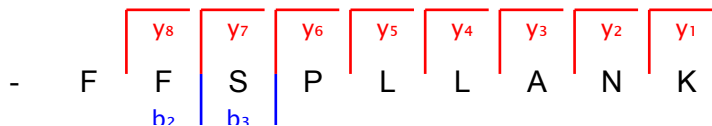
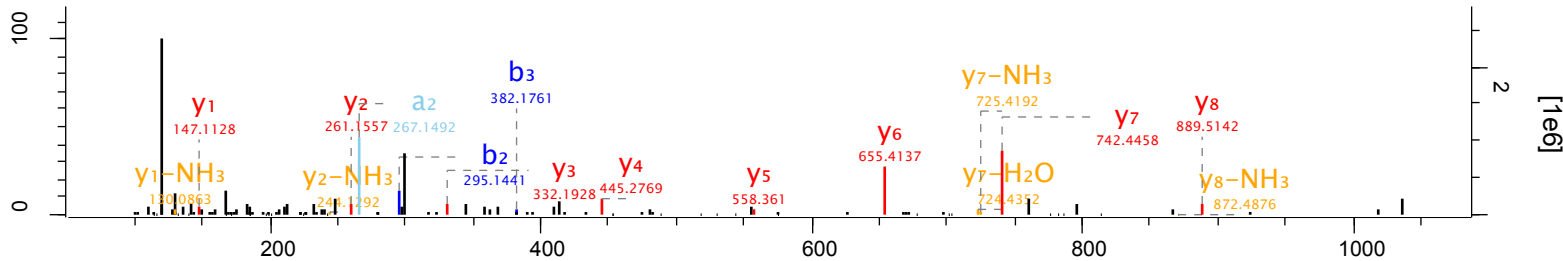
651.82



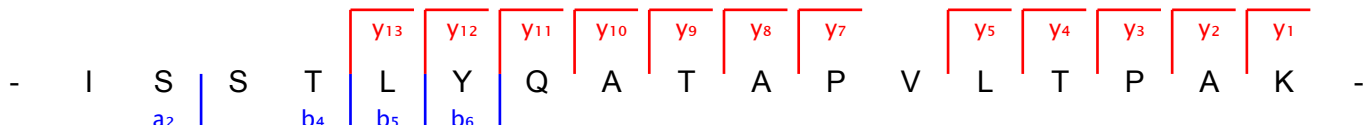
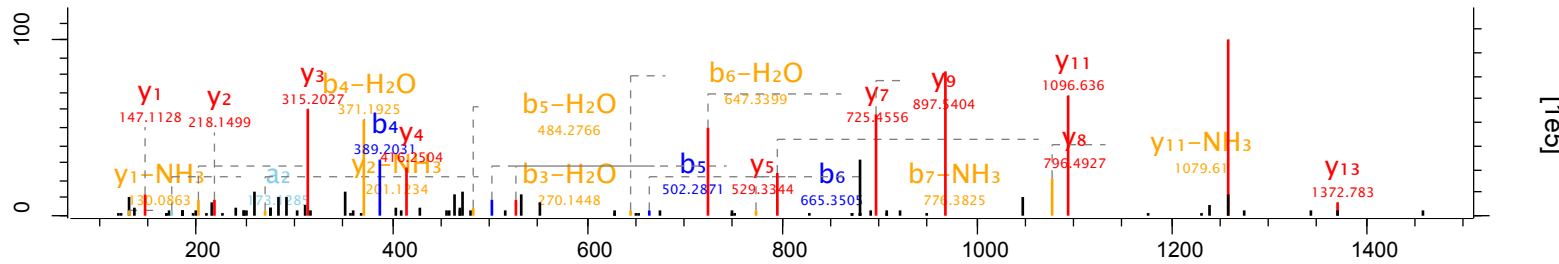
Raw file	Scan	Method	Score	m/z	Gene name
20120706_EXQ2_AtDe_SA_WTR_OG_pooled_final_2_12	33363	FTMS; HCD	132.84	874.44	Bri3



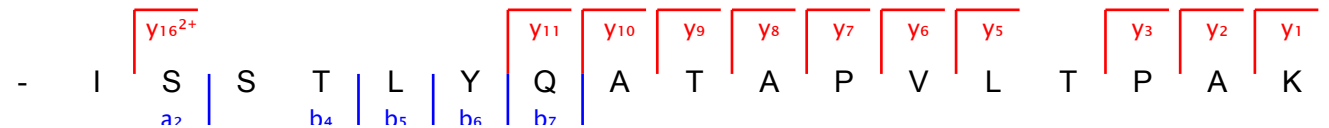
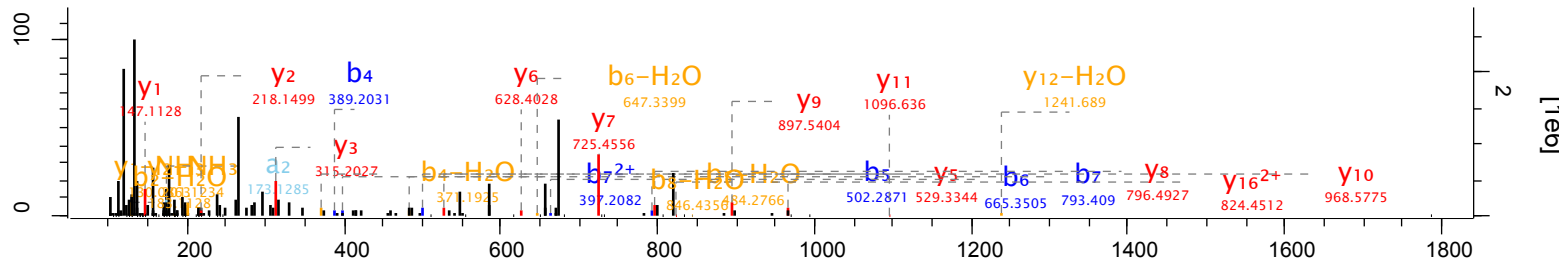
Raw file	Scan	Method	Score	m/z	Gene names
20120706_EXQ2_AtDe_SA_WTR_OG_pooled_final_2_12	39070	FTMS; HCD	70.82	518.8	Rhag



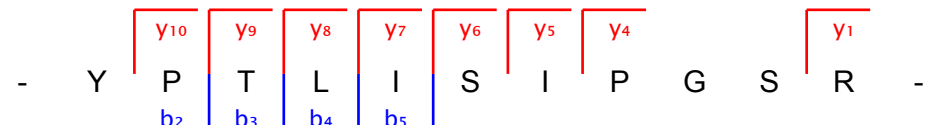
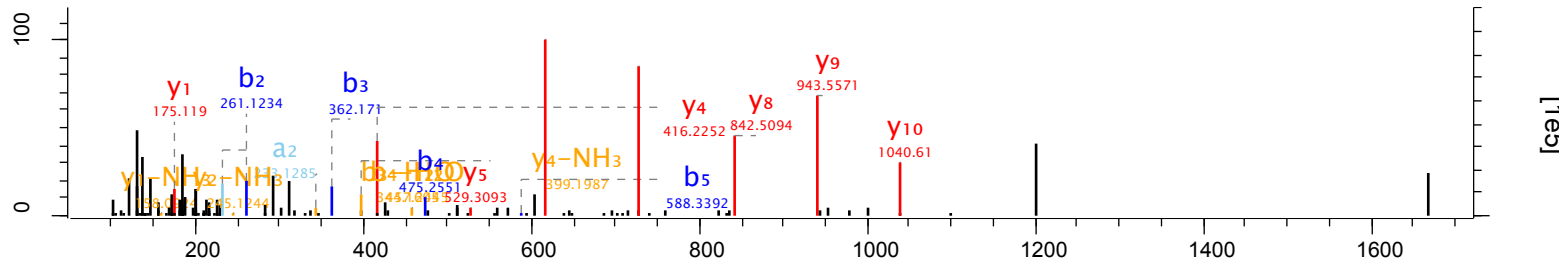
Raw file	Scan	Method	Score	m/z	Gene names
20120706_EXQ2_AtDe_SA_WTR_OG_pooled_final_2_12	39700	FTMS; HCD	80.36	881.5	Krtcap2



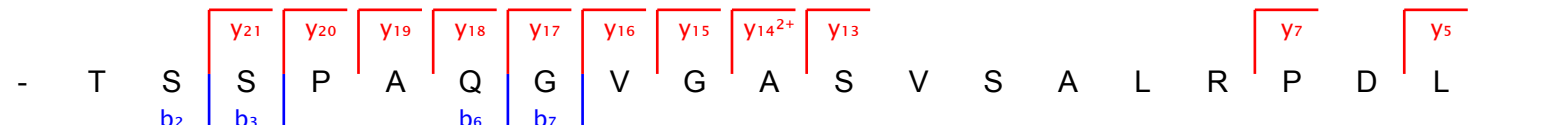
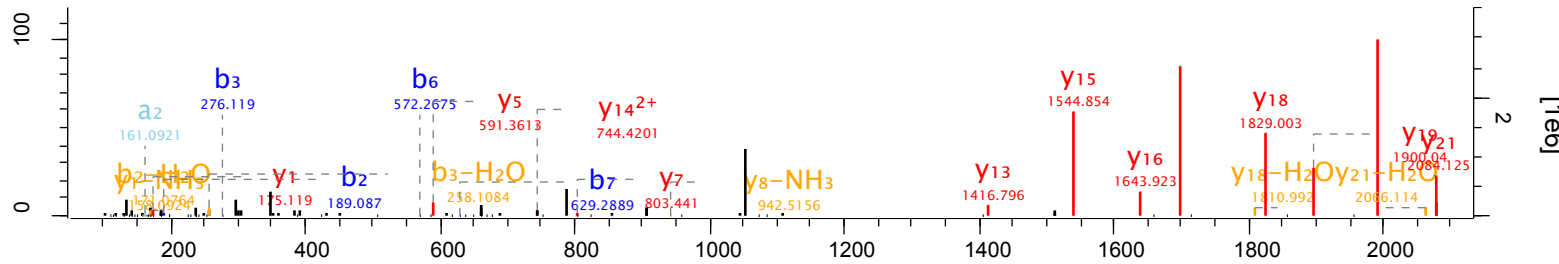
Raw file	Scan	Method	Score	m/z	Gene names
20120706_EXQ2_AtDe_SA_WTR_OG_pooled_final_2_12	39743	FTMS; HCD	33.09	587.33	Krtcap2



Raw file	Scan	Method	Score	m/z	Gene names
20120706_EXQ2_AtDe_SA_WTR_OG_pooled_final_2_12	42741	FTMS; HCD	74.61	602.34	Kctd12b

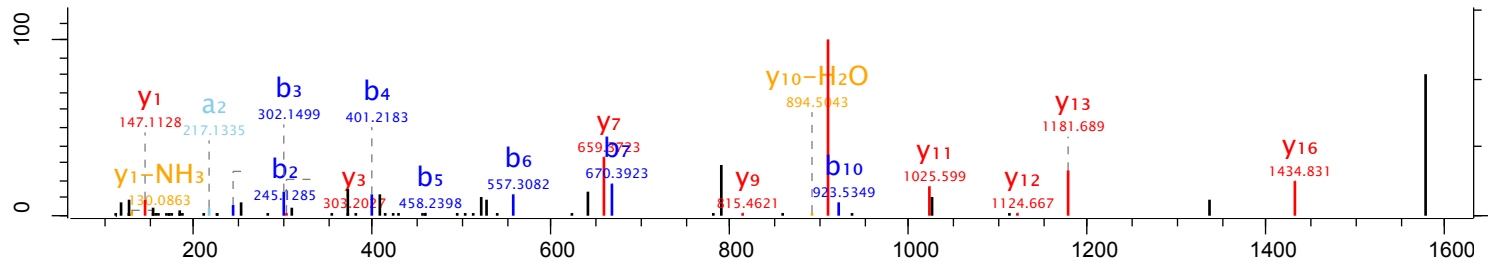


Raw file	Scan	Method	Score	m/z	Gene names
20120706_EXQ2_AtDe_SA_WTR_OG_pooled_final_2_12	47666	FTMS; HCD	47.56	758.41	Pllp

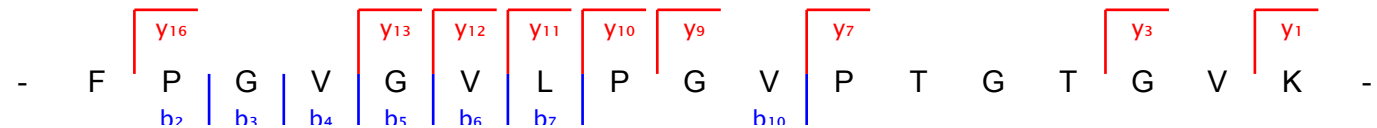




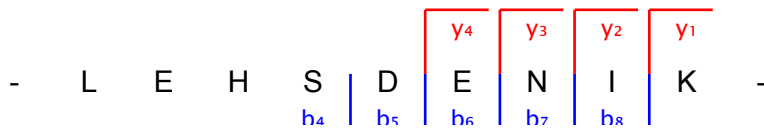
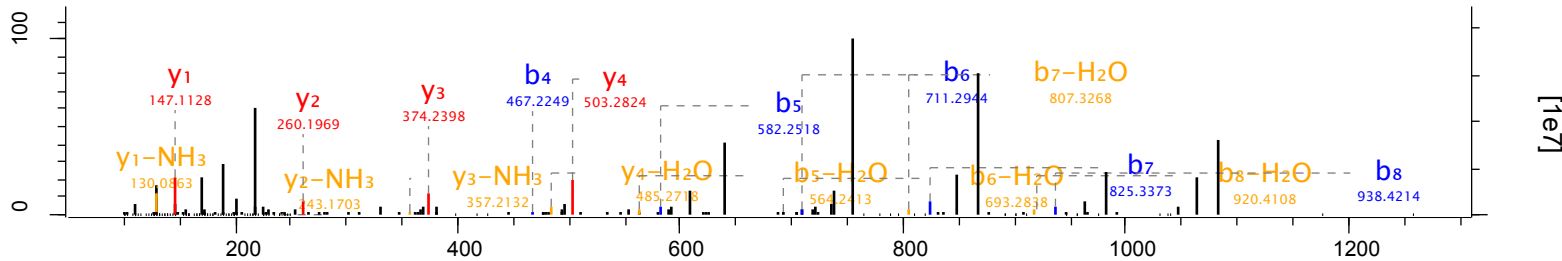
Raw file	Scan	Method	Score	m/z	Gene names
20120706_EXQ2_AtDe_SA_WTR_OG_pooled_final_2_12	51088	FTMS; HCD	78.69	791.46	Eln



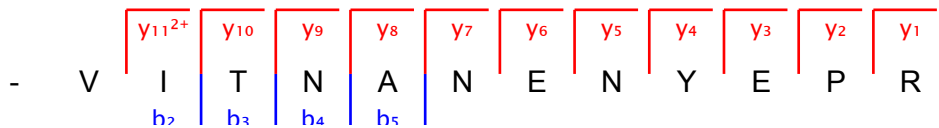
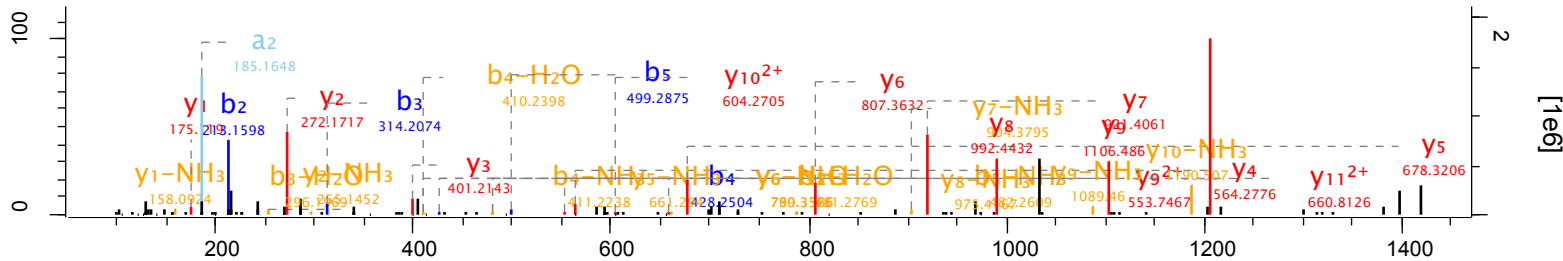
[1e6]



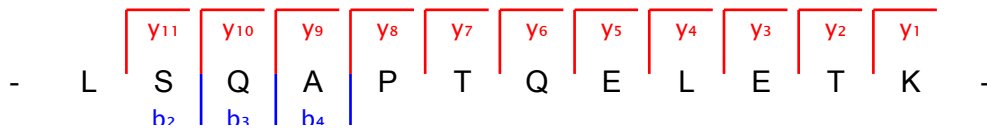
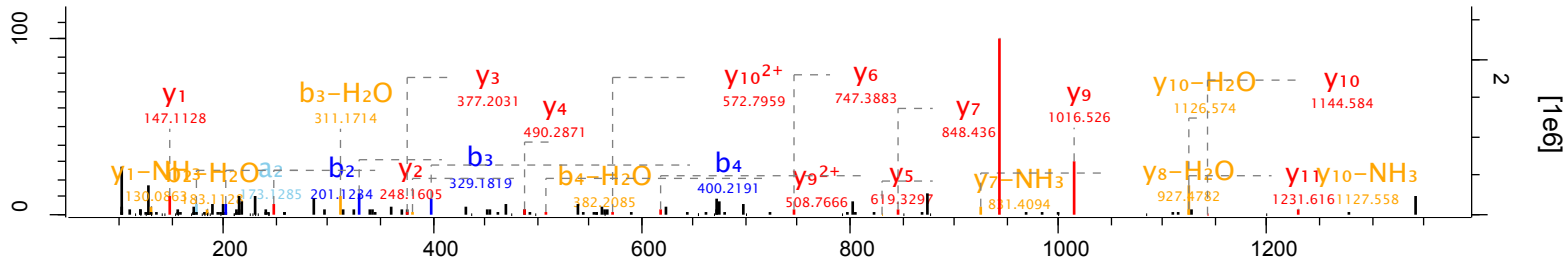
Raw file	Scan	Method	Score	m/z	Gene names
20120706_EXQ2_AtDe_SA_WTR_OG_pooled_final_2_2	10145	FTMS; HCD	73.23	542.77	Rgs13



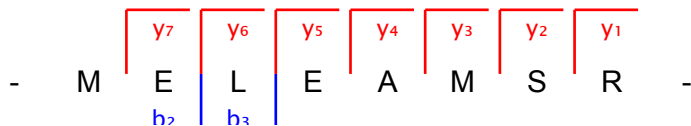
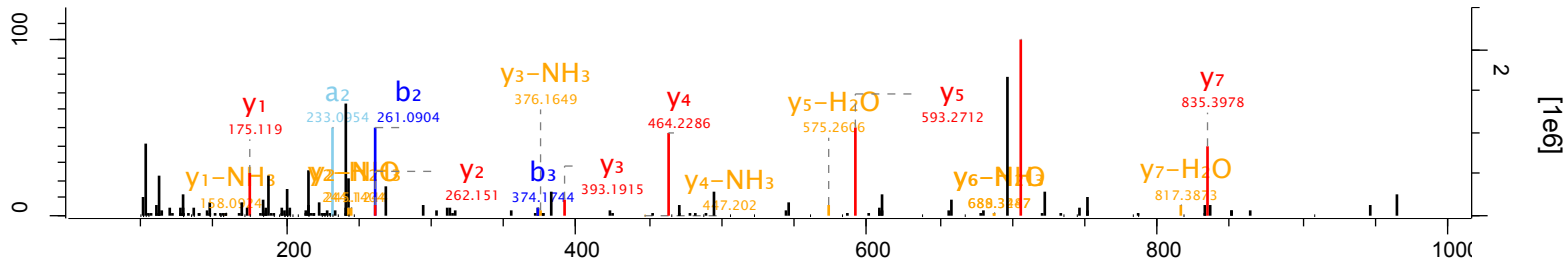
Raw file	Scan	Method	Score	m/z	Gene names
20120706_EXQ2_AtDe_SA_WTR_OG_pooled_final_2_2	16094	FTMS; HCD	140.57	710.35	C1qb



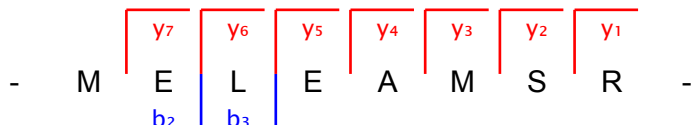
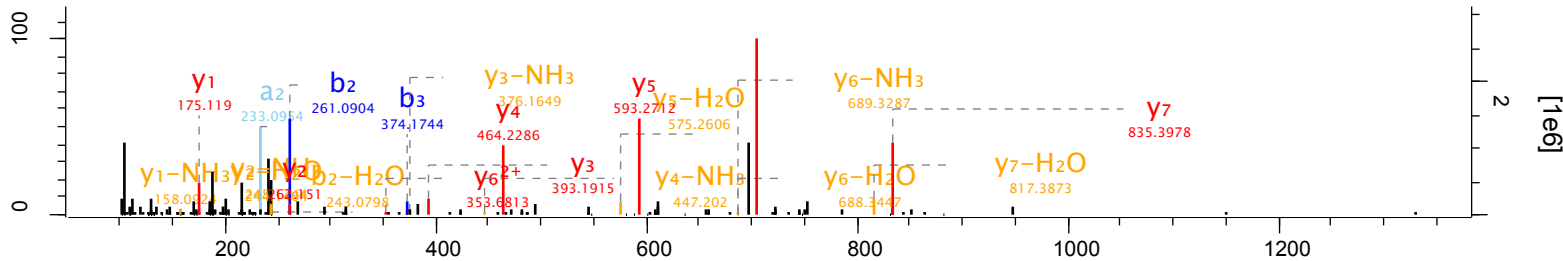
Raw file	Scan	Method	Score	m/z	Gene names
20120706_EXQ2_AtDe_SA_WTR_OG_pooled_final_2_2	18989	FTMS; HCD	86.7	672.86	Slc29a2



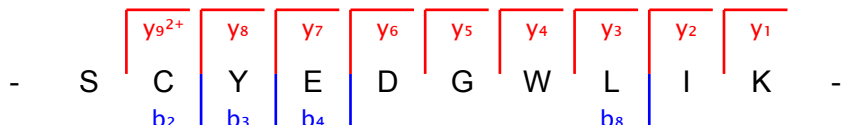
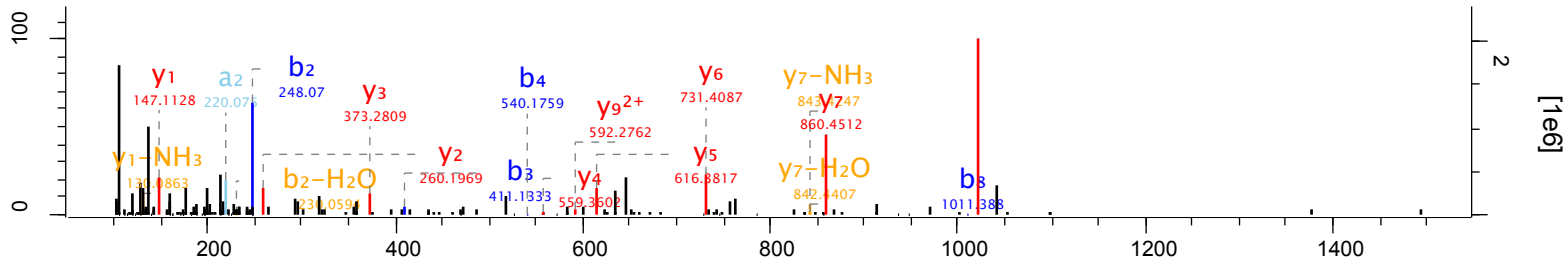
Raw file	Scan	Method	Score	m/z	Gene names
20120706_EXQ2_AtDe_SA_WTR_OG_pooled_final_2_2	22778	FTMS; HCD	65.47	483.76	Tmem258



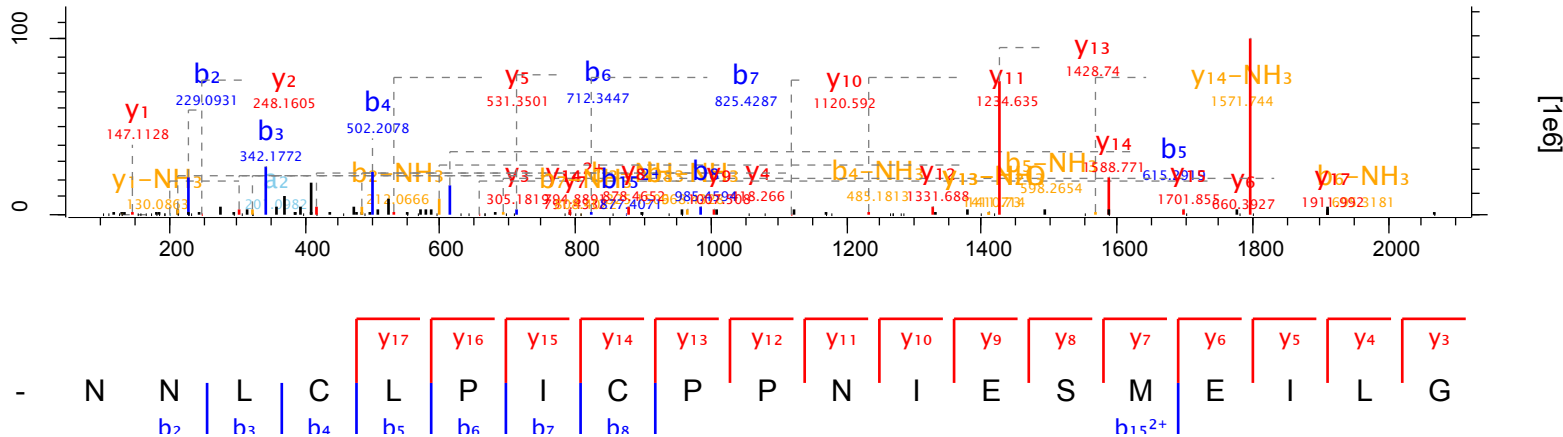
Raw file	Scan	Method	Score	m/z	Gene names
20120706_EXQ2_AtDe_SA_WTR_OG_pooled_final_2_2	22786	FTMS; HCD	79.89	483.72	Tmem258



Raw file	Scan	Method	Score	m/z	Gene names
20120706_EXQ2_AtDe_SA_WTR_OG_pooled_final_2_2	39446	FTMS; HCD	68.49	635.79	Gcsh

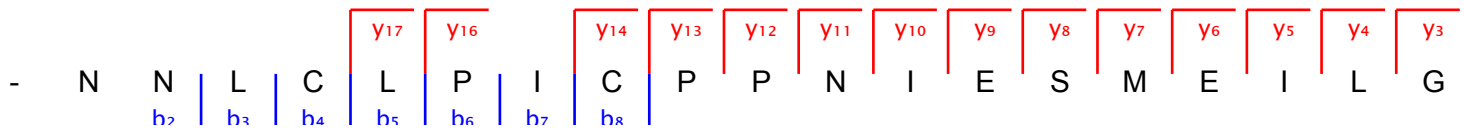
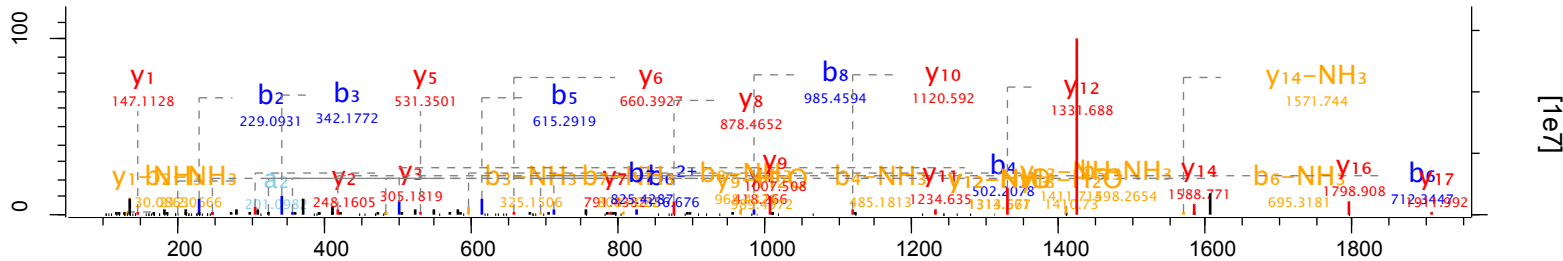


Raw file	Scan	Method	Score	m/z	Gene names
20120706_EXQ2_AtDe_SA_WTR_OG_pooled_final_2_2	65115	FTMS; HCD	139.2	1207.6	Ly6a

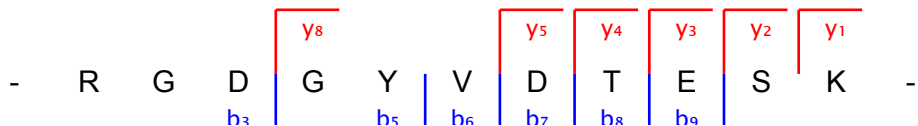
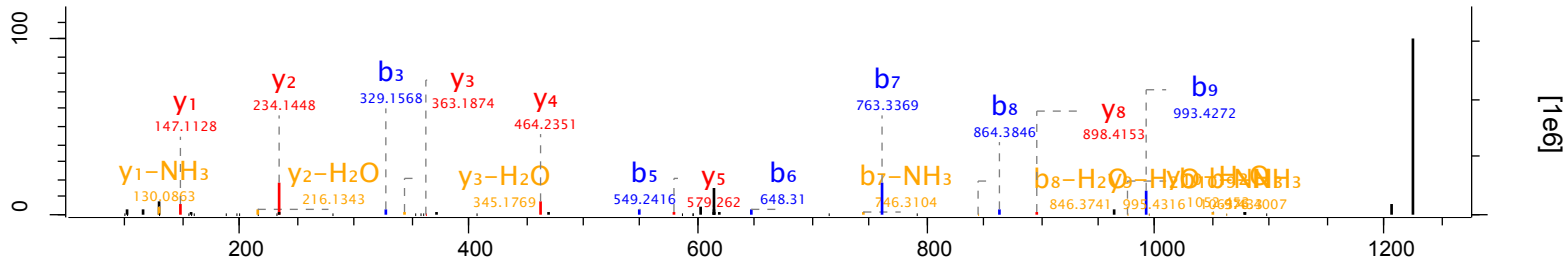




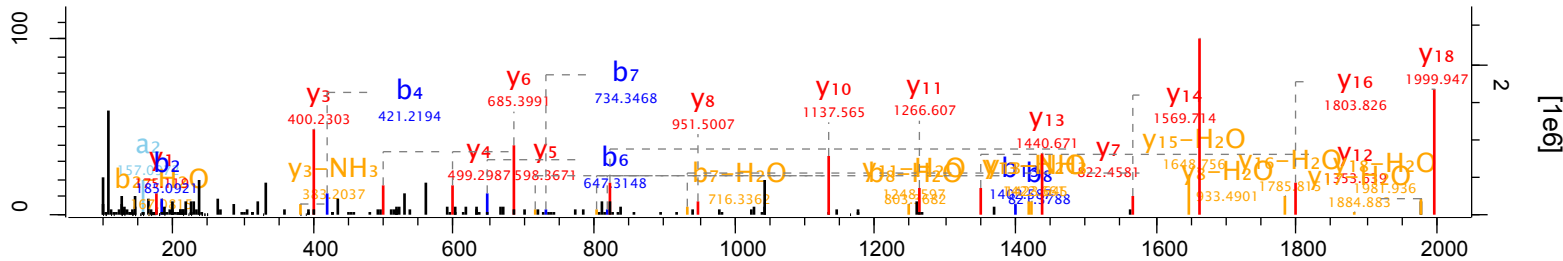
Raw file	Scan	Method	Score	m/z	Gene names
20120706_EXQ2_AtDe_SA_WTR_OG_pooled_final_2_2	65140	FTMS; HCD	141.93	805.07	Ly6a



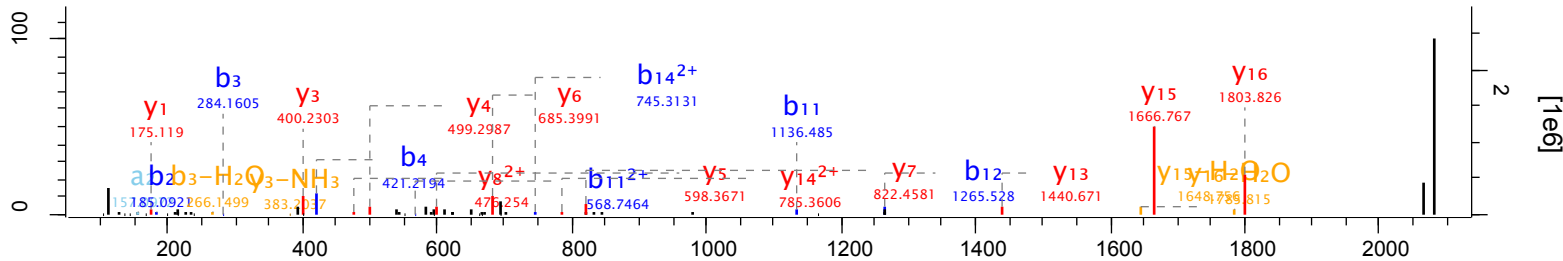
Raw file	Scan	Method	Score	m/z	Gene names
20120706_EXQ2_AtDe_SA_WTR_OG_pooled_final_2_2	7276	FTMS; HCD	108.56	614.29	Sepw1



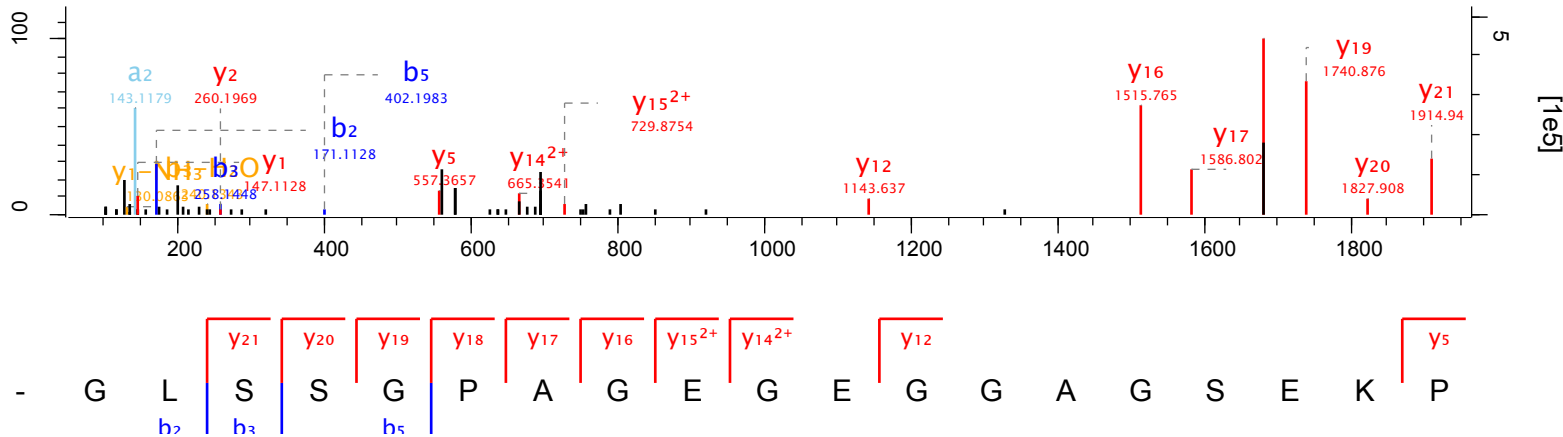
Raw file	Scan	Method	Score	m/z	Gene names
20120706_EXQ2_AtDe_SA_WTR_OG_pooled_final_2_3	13945	FTMS; HCD	144.68	522.5	Flg2



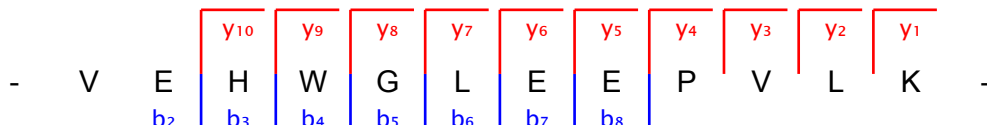
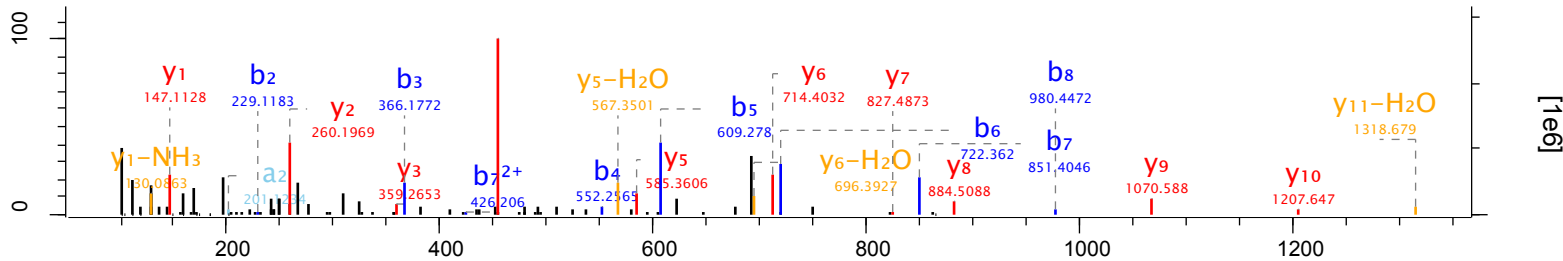
Raw file	Scan	Method	Score	m/z	Gene names
20120706_EXQ2_AtDe_SA_WTR_OG_pooled_final_2_3	13947	FTMS; HCD	80.54	696.33	Flg2



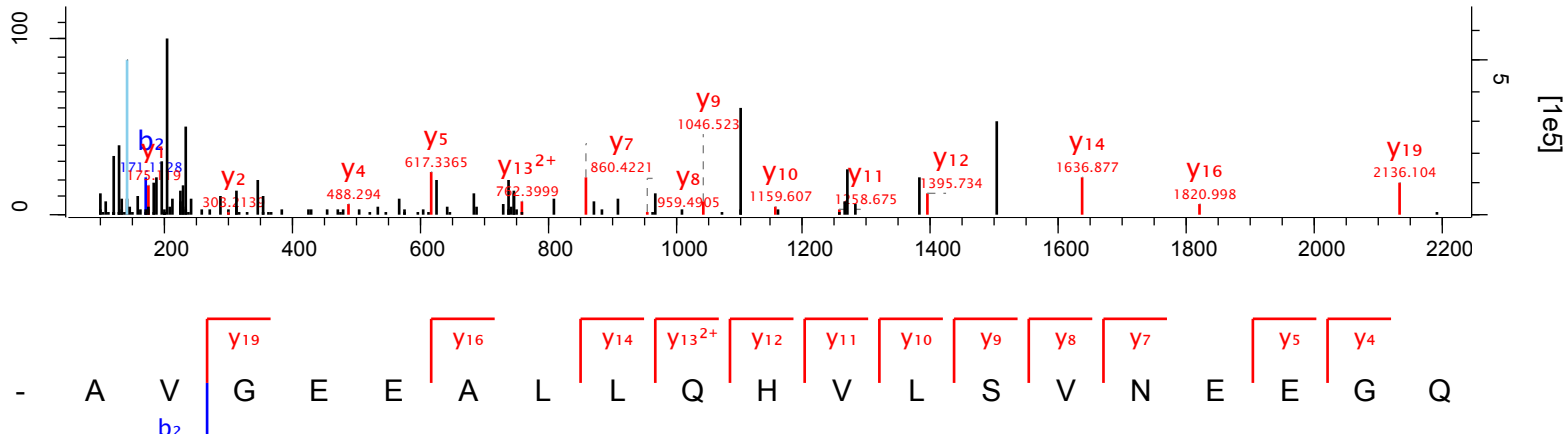
Raw file	Scan	Method	Score	m/z	Gene names
20120706_EXQ2_AtDe_SA_WTR_OG_pooled_final_2_3	21909	FTMS; HCD	51.47	695.69	Slc45a4



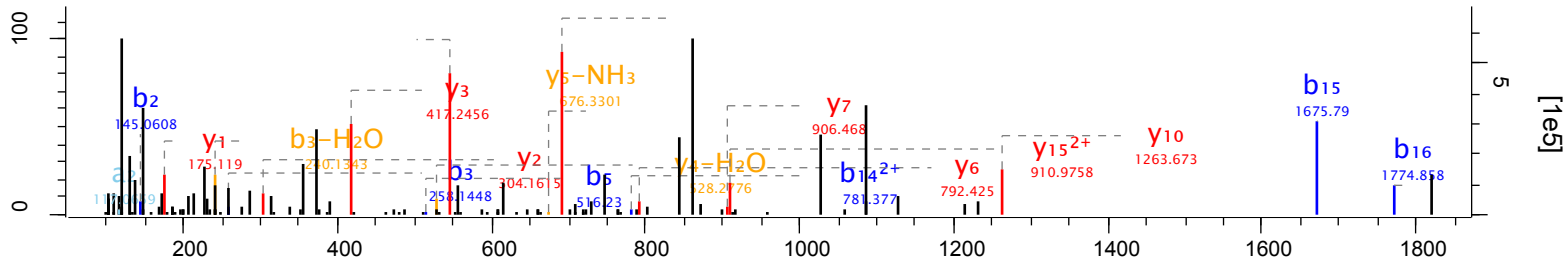
Raw file	Scan	Method	Score	m/z	Gene names
20120706_EXQ2_AtDe_SA_WTR_OG_pooled_final_2_3	38814	FTMS; HCD	97.46	479.26	H2-Aa



Raw file	Scan	Method	Score	m/z	Gene names
20120706_EXQ2_AtDe_SA_WTR_OG_pooled_final_2_3	47883	FTMS; HCD	36.66	577.81	Sec1415

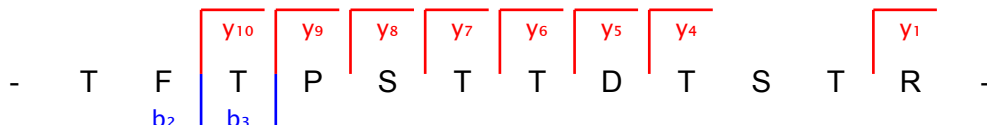
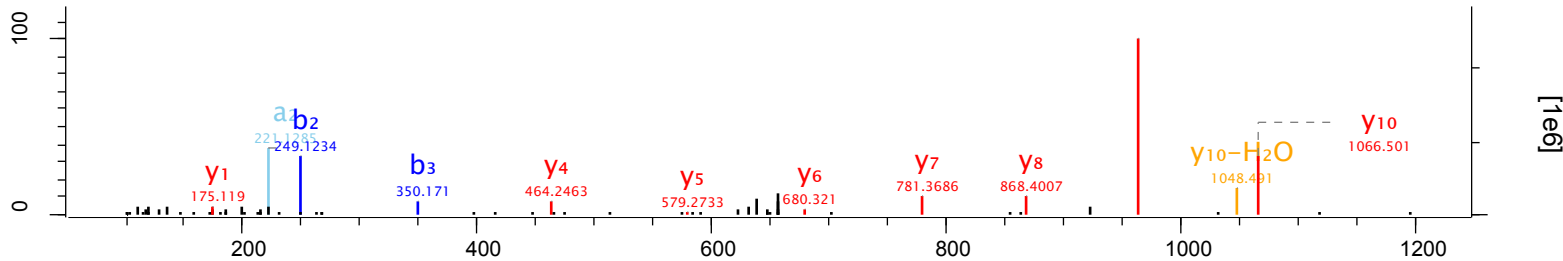


Raw file	Scan	Method	Score	m/z	Gene names
20120706_EXQ2_AtDe_SA_WTR_OG_pooled_final_2_3	59216	FTMS; HCD	29.45	617.81	Dusp26

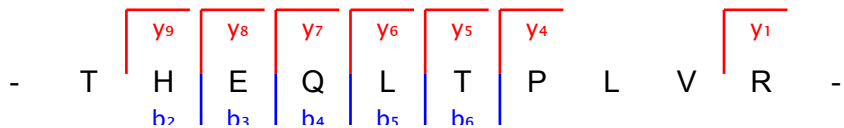
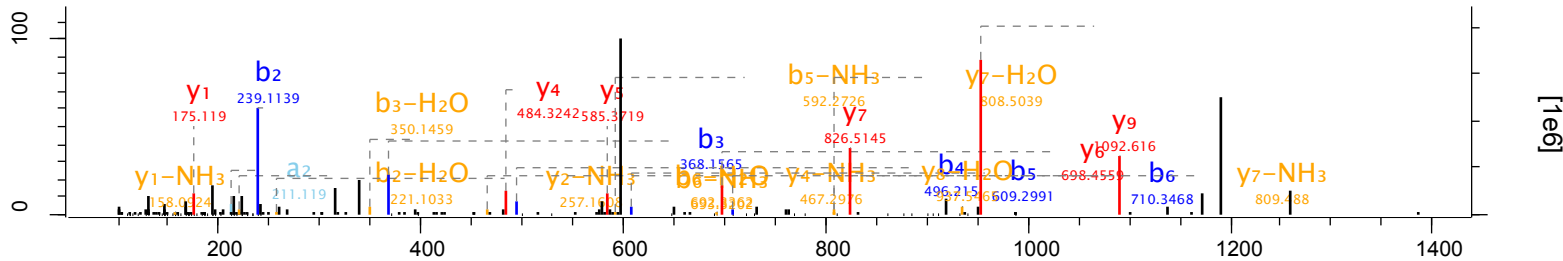




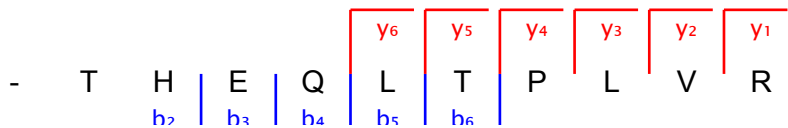
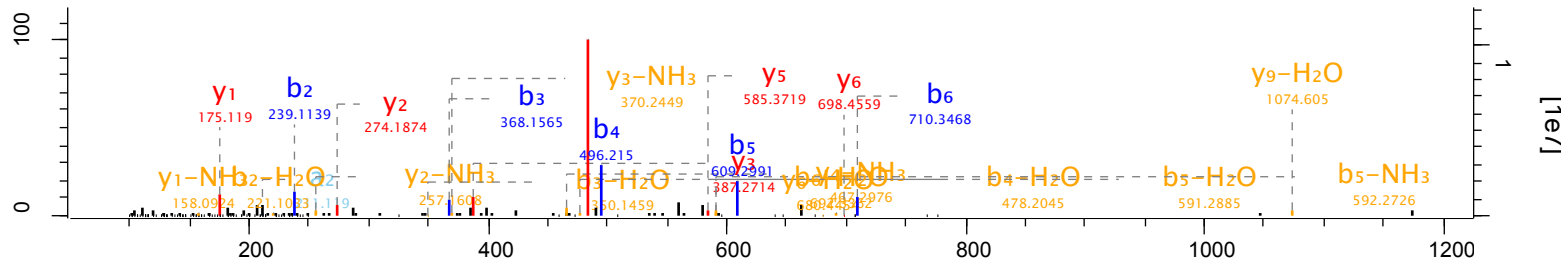
Raw file	Scan	Method	Score	m/z	Gene names
20120706_EXQ2_AtDe_SA_WTR_OG_pooled_final_2_4	17390	FTMS; HCD	45.28	657.82	C5ar1



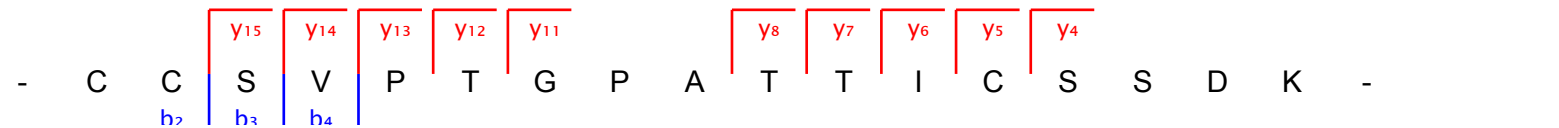
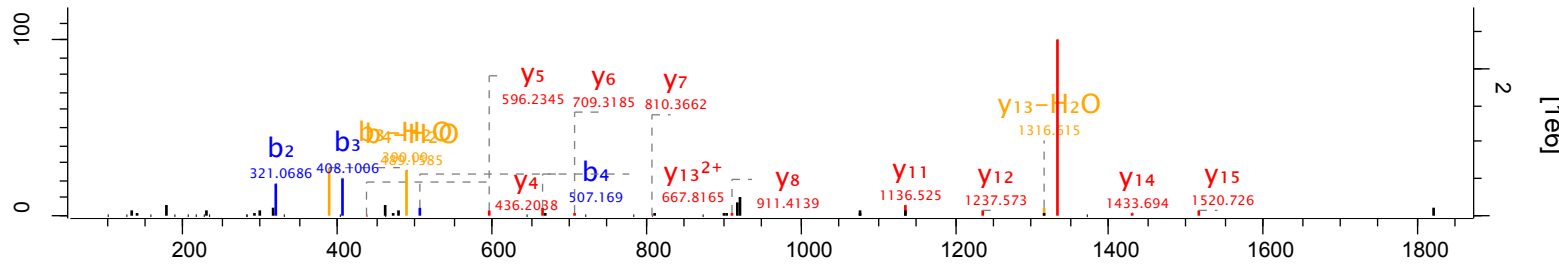
Raw file	Scan	Method	Score	m/z	Gene names
20120706_EXQ2_AtDe_SA_WTR_OG_pooled_final_2_4	23095	FTMS; HCD	120.06	597.34	Apoa2



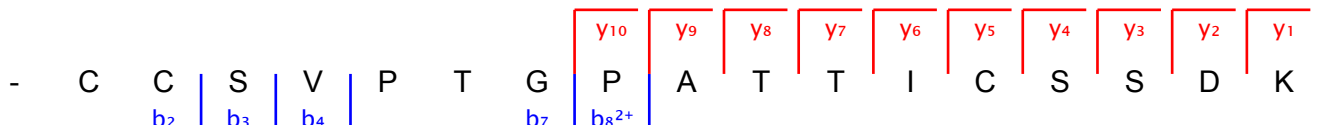
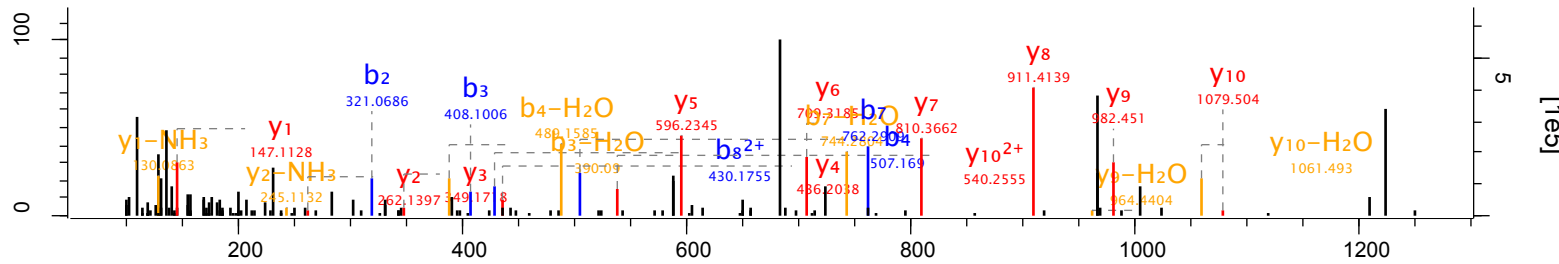
Raw file	Scan	Method	Score	m/z	Gene names
20120706_EXQ2_AtDe_SA_WTR_OG_pooled_final_2_4	23118	FTMS; HCD	85.15	398.56	Apoa2




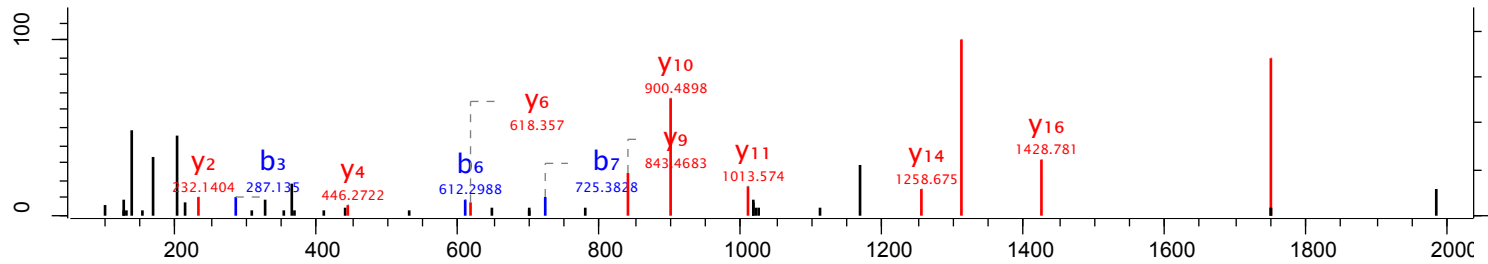
Raw file	Scan	Method	Score	m/z	Gene names
20120706_EXQ2_AtDe_SA_WTR_OG_pooled_final_2_4	27639	FTMS; HCD	60.31	920.9	Krtap3-1;Krtap



Raw file	Scan	Method	Score	m/z	Gene names
20120706_EXQ2_AtDe_SA_WTR_OG_pooled_final_2_4	27730	FTMS; HCD	83.37	614.27	Krtap3-1;Krtap3-1



Raw file	Scan	Method	Score	m/z	Gene name
20120706_EXQ2_AtDe_SA_WTR_OG_pooled_final_2_4	53678	FTMS; HCD	37.82	1020.55	Eva1b



Raw file

Scan

Method

Score

m/z

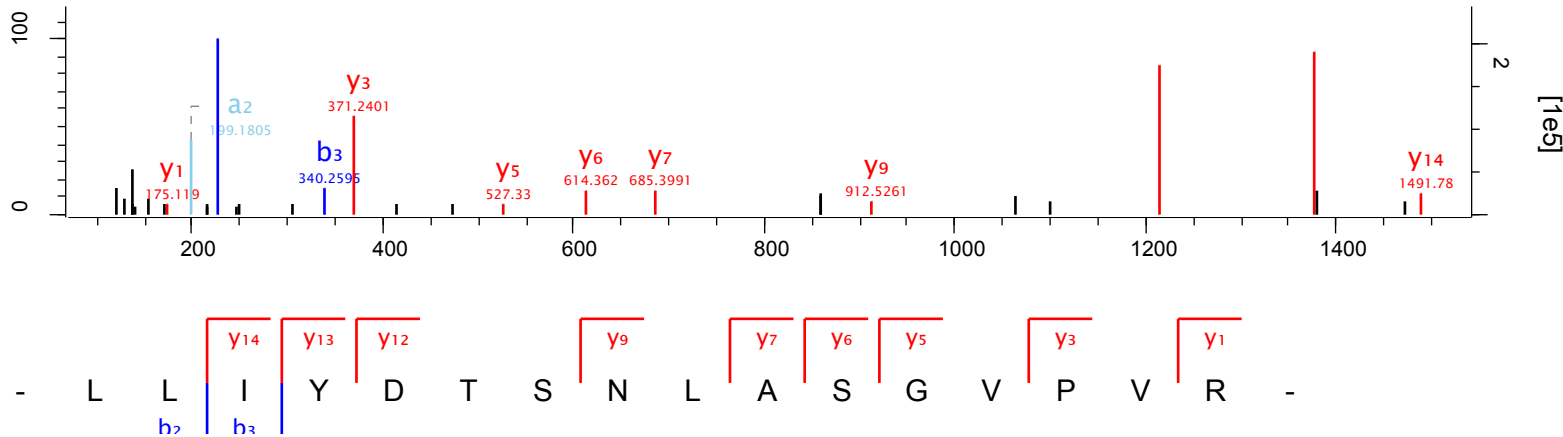
20120706\_EXQ2\_AtDe\_SA\_WTR\_OG\_pooled\_final\_2\_4

58617

FTMS; HCD

42.95

859.98



Raw file

20120706\_EXQ2\_AtDe\_SA\_WTR\_OG\_pooled\_final\_2\_4

Scan

60258

Method

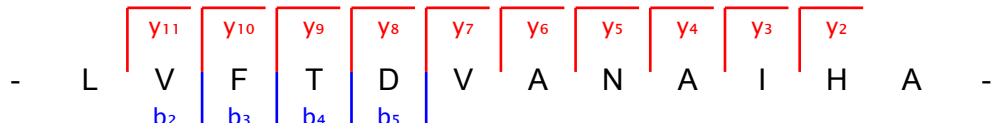
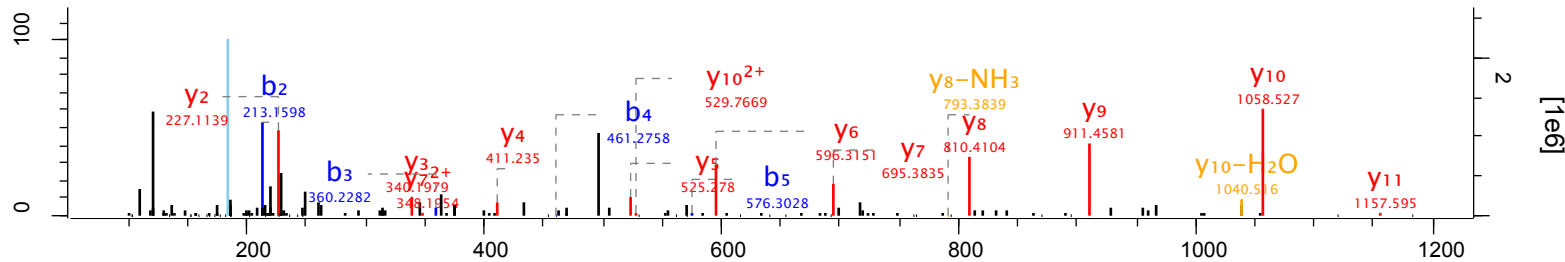
FTMS; HCD

Score

75.82

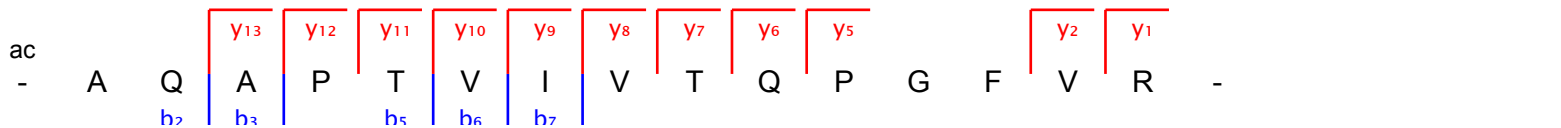
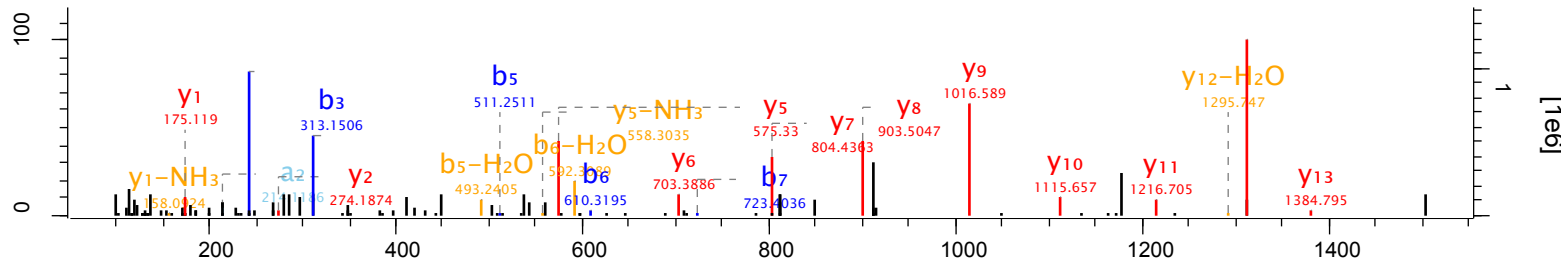
m/z

635.85

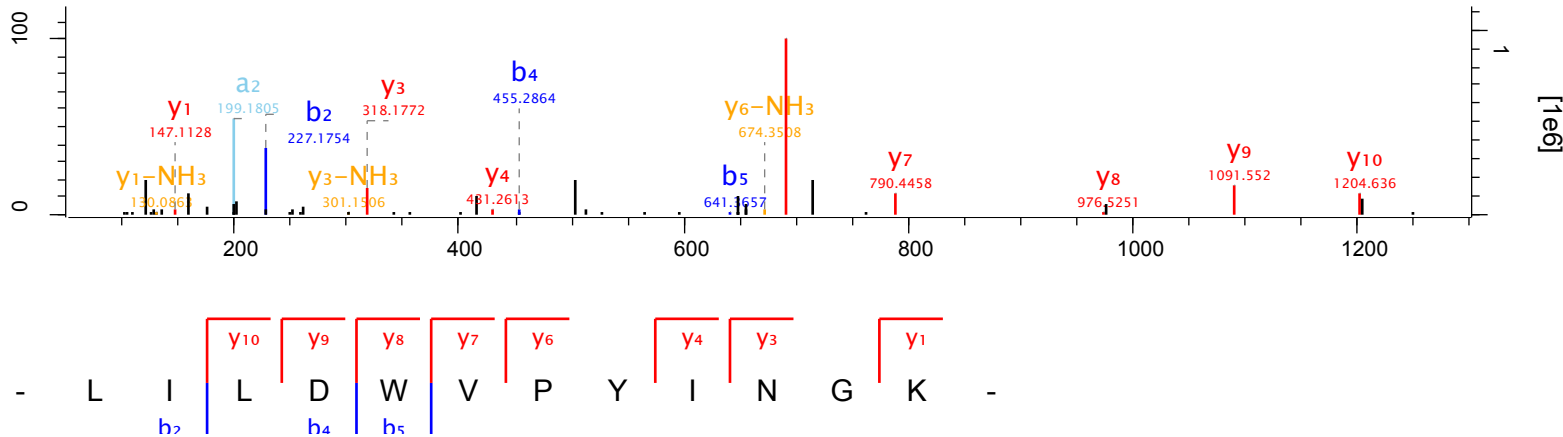




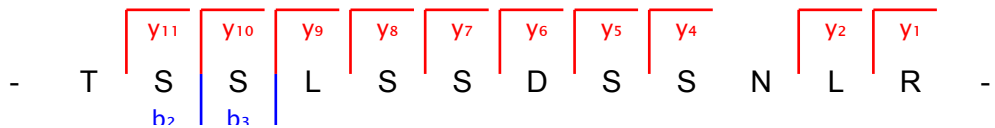
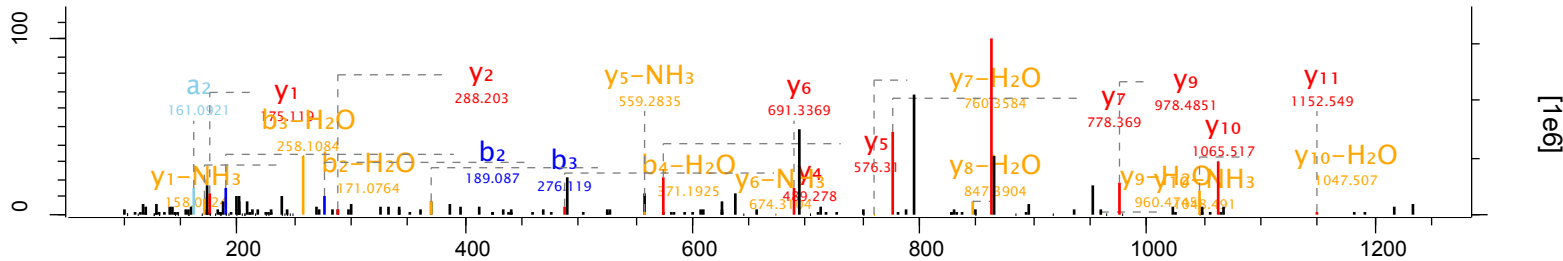
Raw file	Scan	Method	Score	m/z	Gene names
20120706_EXQ2_AtDe_SA_WTR_OG_pooled_final_2_4	61459	FTMS; HCD	85.49	813.46	Plac8



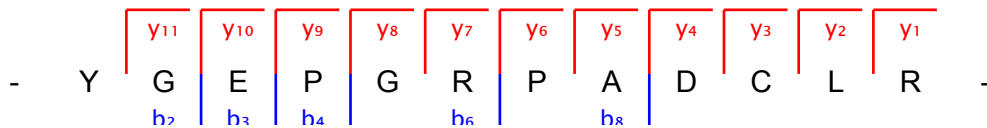
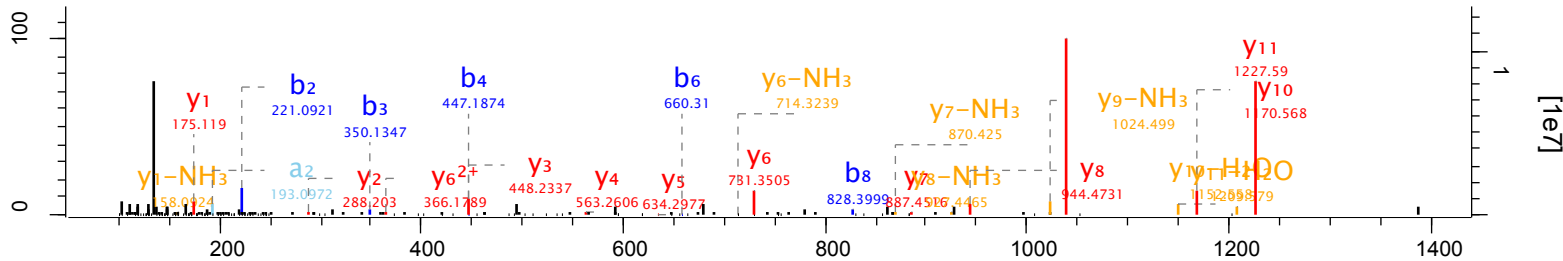
Raw file	Scan	Method	Score	m/z	Gene names
20120706_EXQ2_AtDe_SA_WTR_OG_pooled_final_2_4	66593	FTMS; HCD	65.84	716.41	Uqcr11




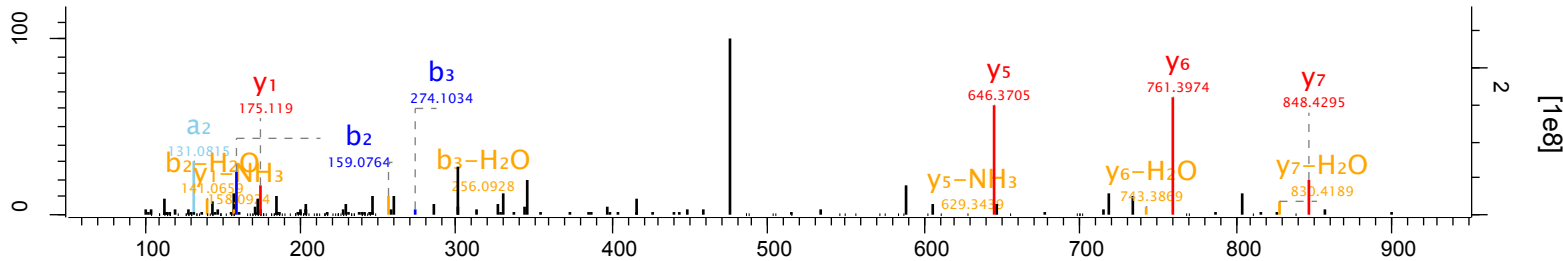
Raw file	Scan	Method	Score	m/z	Gene names
20120706_EXQ2_AtDe_SA_WTR_OG_pooled_final_2_5	14743	FTMS; HCD	86.77	627.3	Dbnidd2



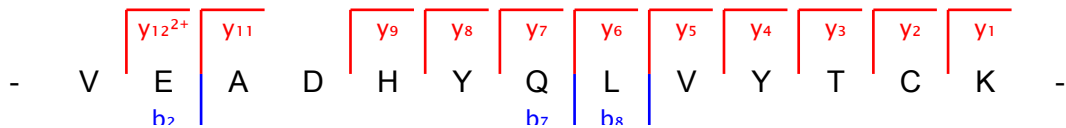
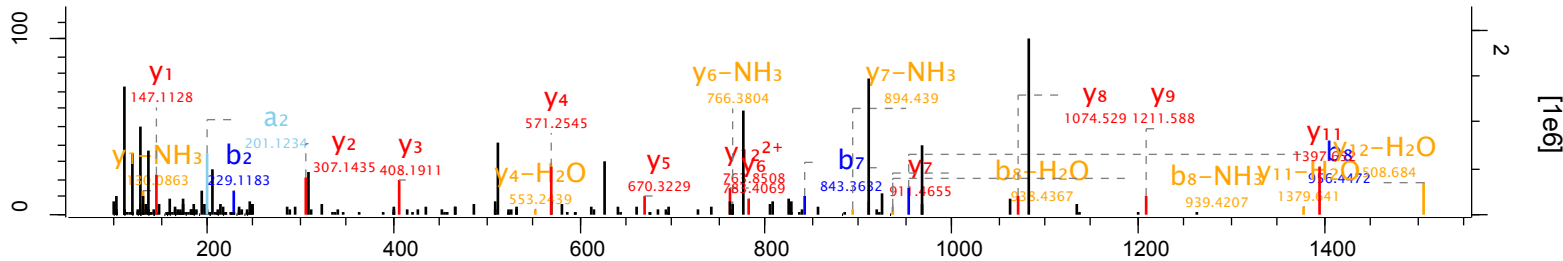
Raw file	Scan	Method	Score	m/z	Gene names
20120706_EXQ2_AtDe_SA_WTR_OG_pooled_final_2_5	16132	FTMS; HCD	76.73	464.22	Myadml2



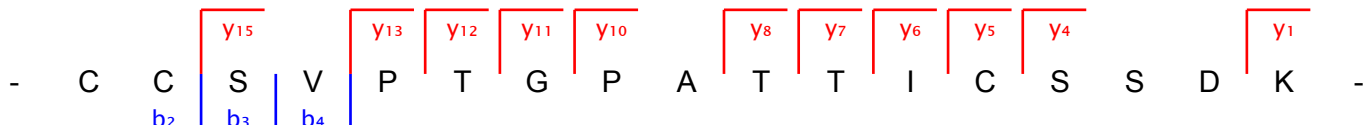
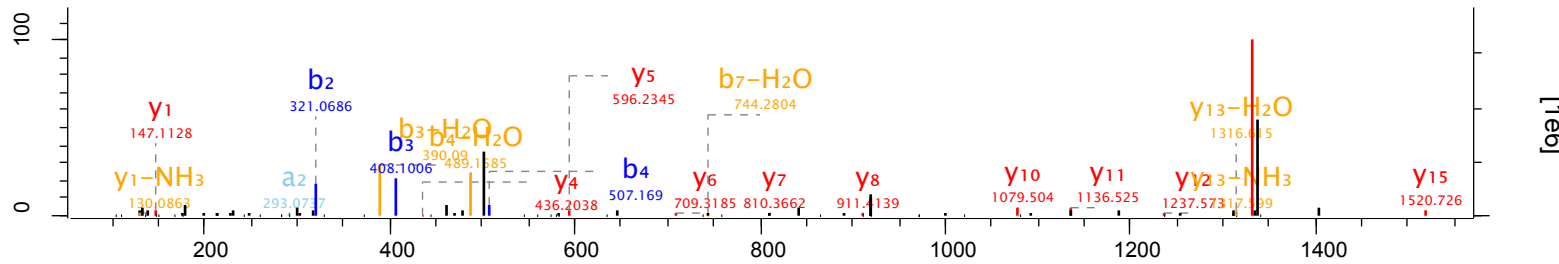
Raw file	Scan	Method	Score	m/z	Gene names
20120706_EXQ2_AtDe_SA_WTR_OG_pooled_final_2_5	19389	FTMS; HCD	66.07	460.24	AI481877




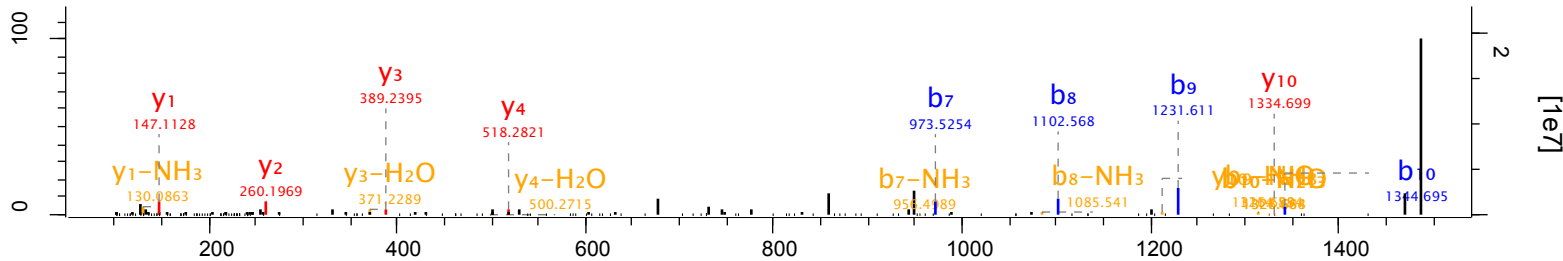
Raw file	Scan	Method	Score	m/z	Gene names
20120706_EXQ2_AtDe_SA_WTR_OG_pooled_final_2_5	25862	FTMS; HCD	67.08	542.59	Dnlz



Raw file	Scan	Method	Score	m/z	Gene names
20120706_EXQ2_AtDe_SA_WTR_OG_pooled_final_2_5	26009	FTMS; HCD	69.81	921.4	Krtap3-1;Krtap

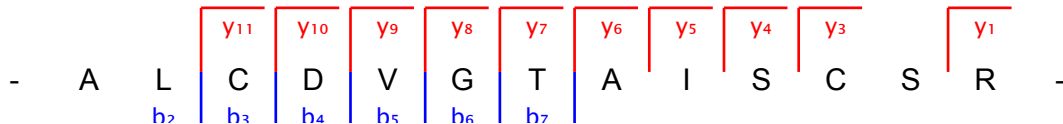
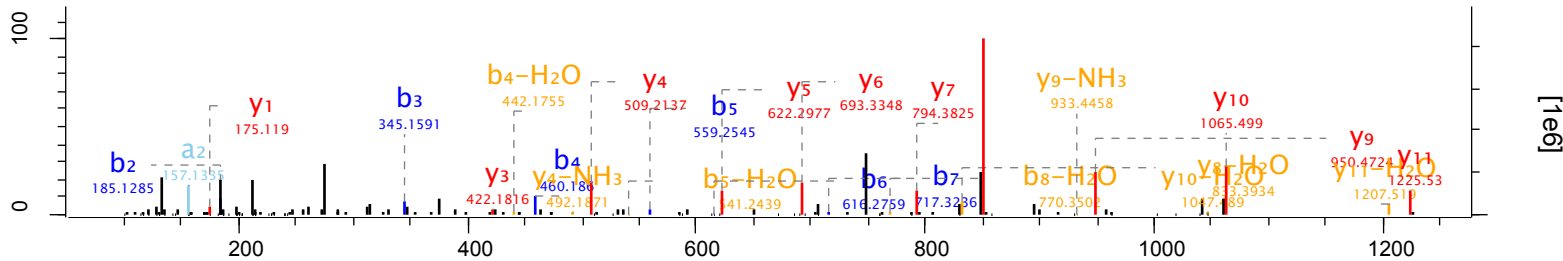


Raw file	Scan	Method	Score	m/z	Gene names
20120706_EXQ2_AtDe_SA_WTR_OG_pooled_final_2_5	27385	FTMS; HCD	97.73	745.9	Abcc12

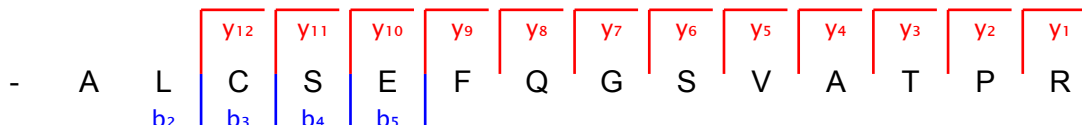
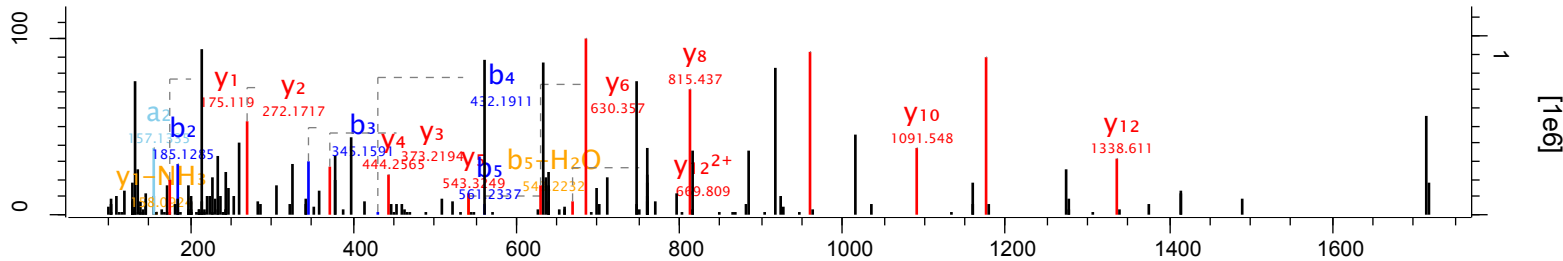




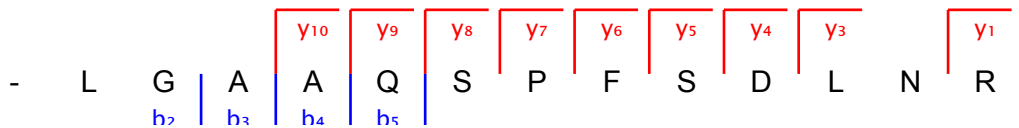
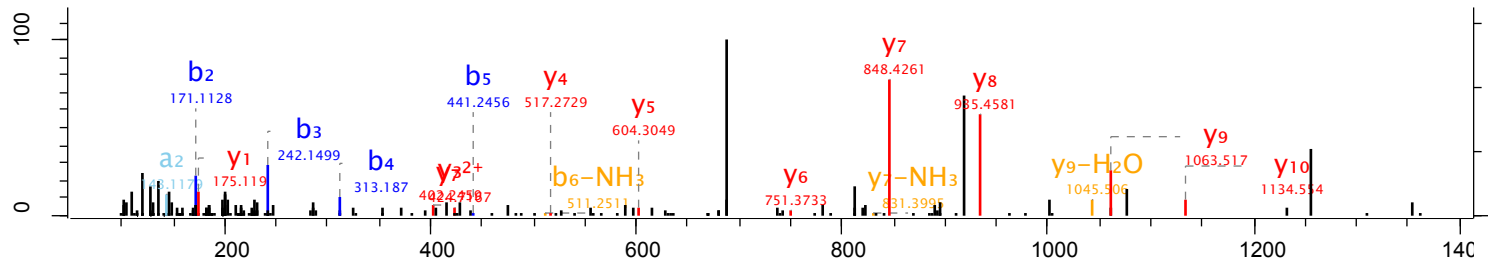
Raw file	Scan	Method	Score	m/z	Gene names
20120706_EXQ2_AtDe_SA_WTR_OG_pooled_final_2_5	28658	FTMS; HCD	93.65	705.83	Vkorc1



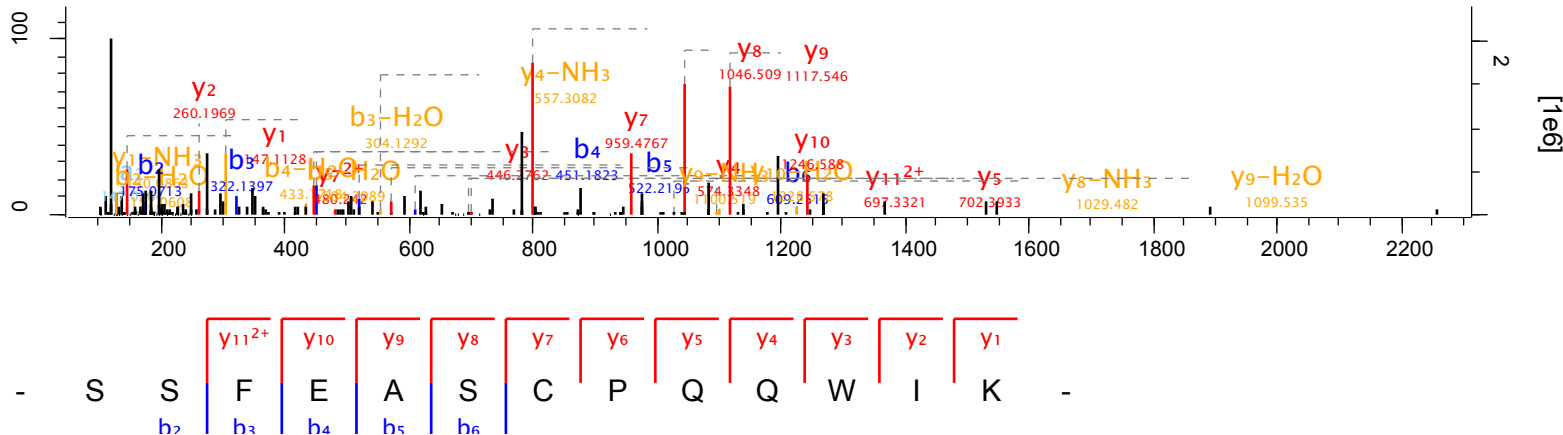
Raw file	Scan	Method	Score	m/z	Gene names
20120706_EXQ2_AtDe_SA_WTR_OG_pooled_final_2_5	31274	FTMS; HCD	66.06	761.87	Mbl2



Raw file	Scan	Method	Score	m/z	Gene names
20120706_EXQ2_AtDe_SA_WTR_OG_pooled_final_2_5	36941	FTMS; HCD	58.32	688.35	2010107G23



Raw file	Scan	Method	Score	m/z	Gene names
20120706_EXQ2_AtDe_SA_WTR_OG_pooled_final_2_5	41377	FTMS; HCD	92.78	784.36	Coa6



Raw file

20120706\_EXQ2\_AtDe\_SA\_WTR\_OG\_pooled\_final\_2\_5

Scan

44607

Method

FTMS; HCD

Score

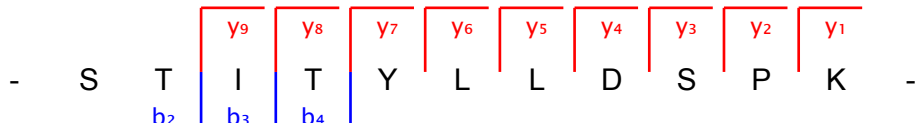
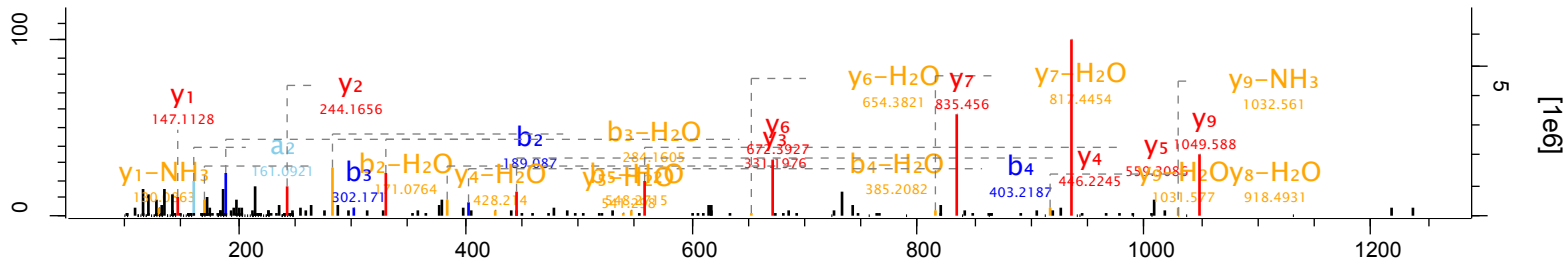
114.86

m/z

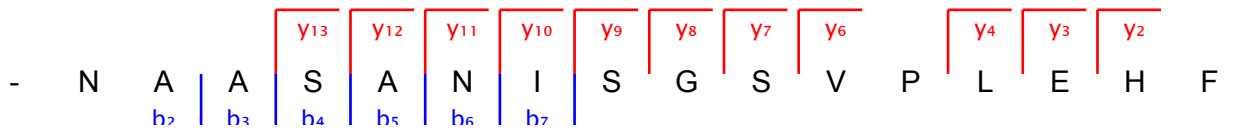
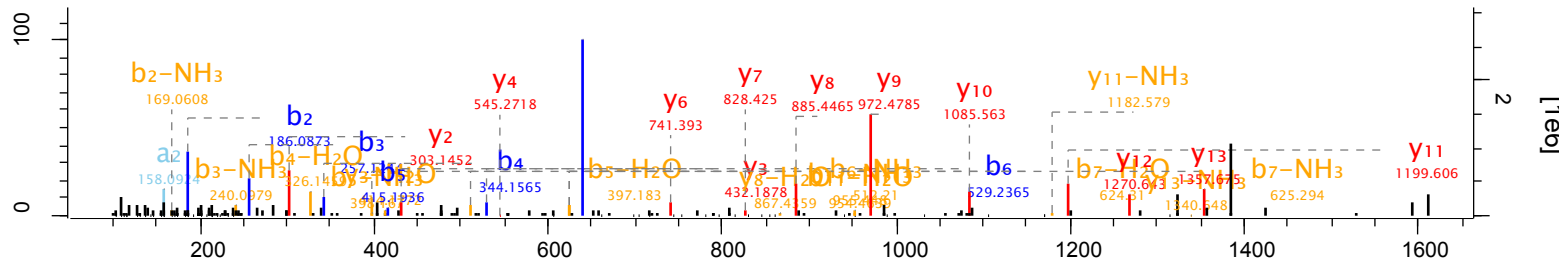
619.34

Gene names

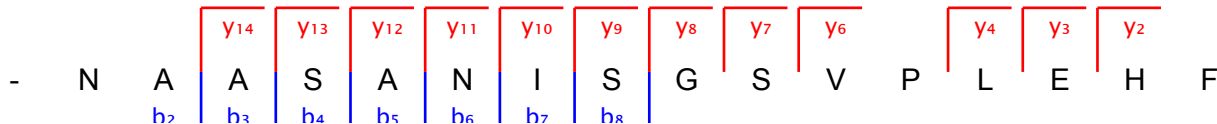
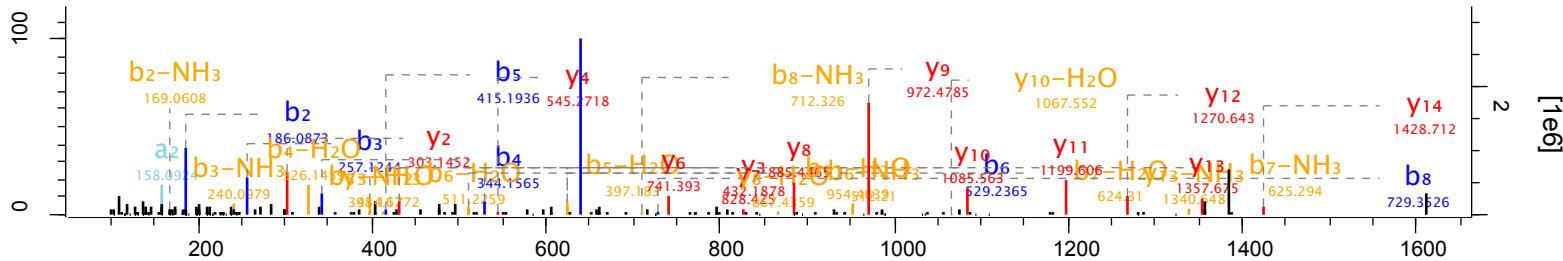
Tmem69



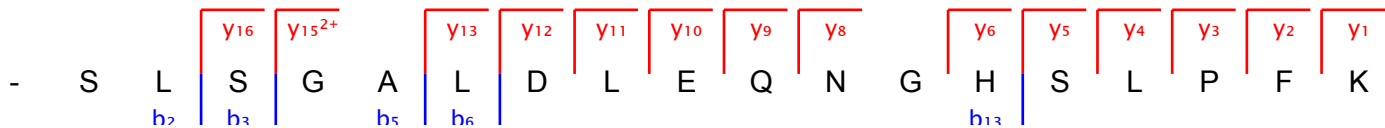
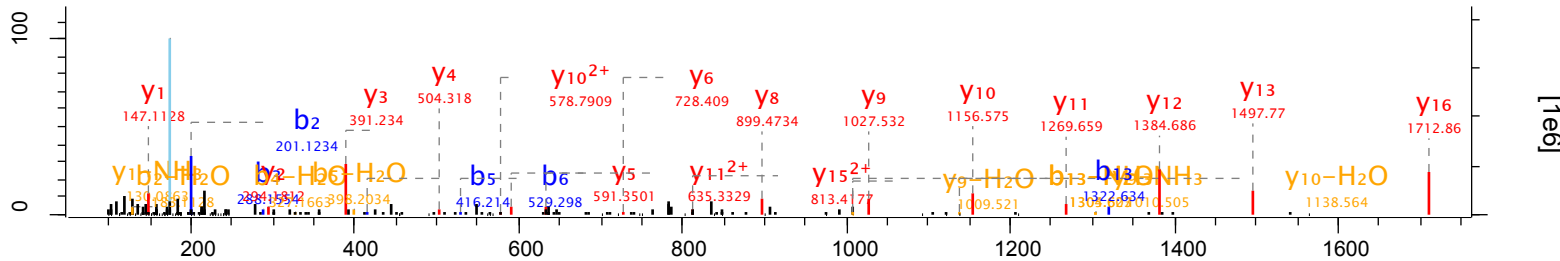
Raw file	Scan	Method	Score	m/z	Gene names
20120706_EXQ2_AtDe_SA_WTR_OG_pooled_final_2_5	46287	FTMS; HCD	138.19	807.9	Aqp7



Raw file	Scan	Method	Score	m/z	Gene names
20120706_EXQ2_AtDe_SA_WTR_OG_pooled_final_2_5	46300	FTMS; HCD	153.23	807.4	Aqp7

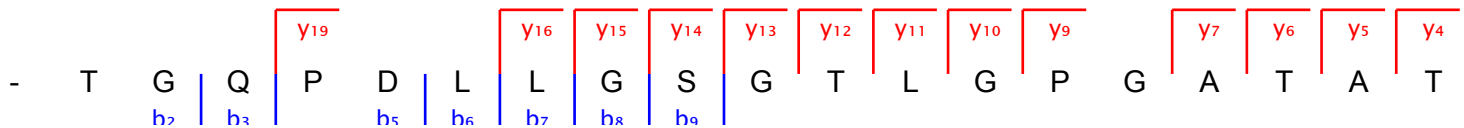
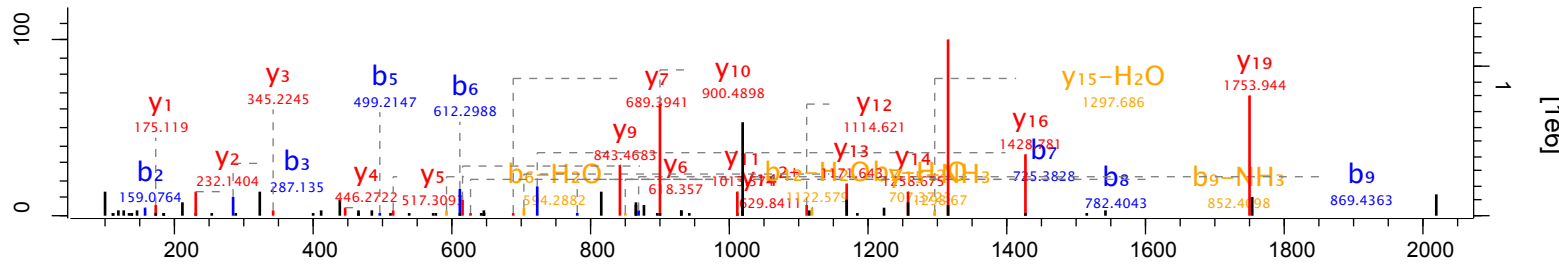


Raw file	Scan	Method	Score	m/z	Gene names
20120706_EXQ2_AtDe_SA_WTR_OG_pooled_final_2_5	48639	FTMS; HCD	94.61	638.66	Tusc5

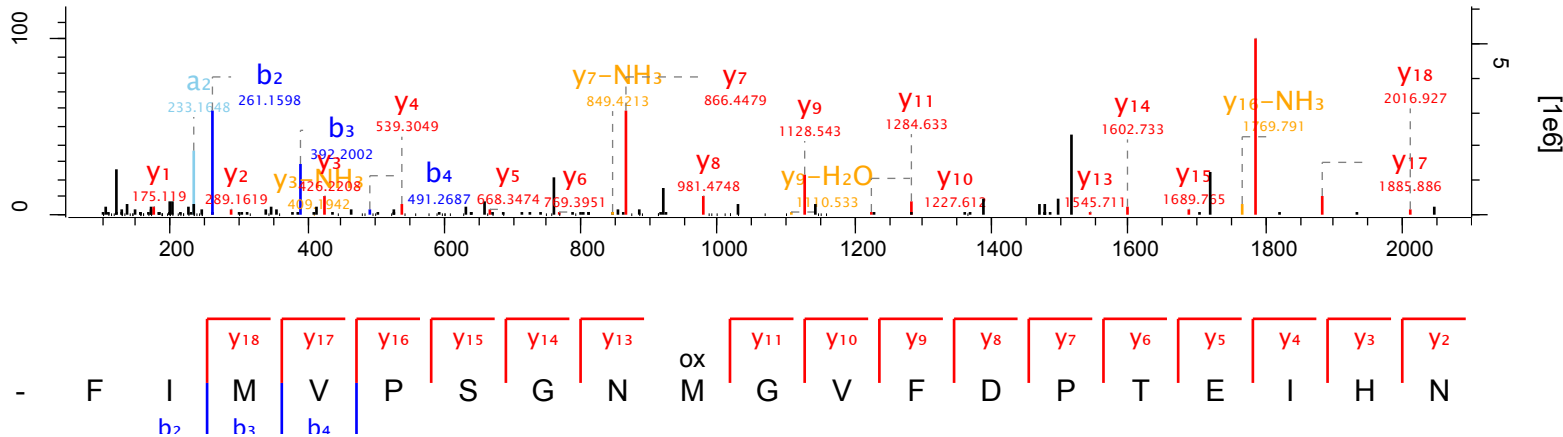




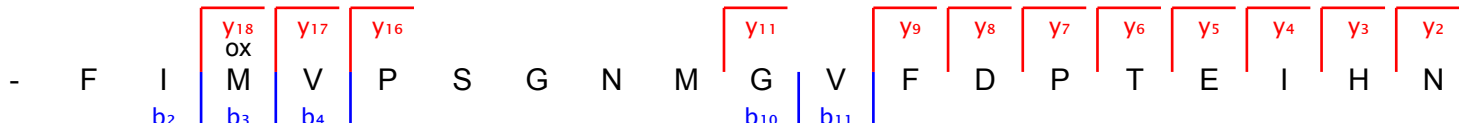
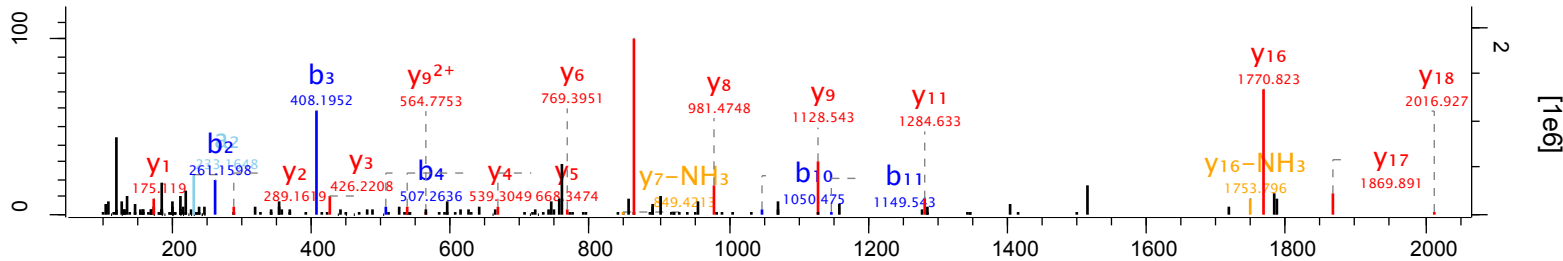
Raw file	Scan	Method	Score	m/z	Gene name
20120706_EXQ2_AtDe_SA_WTR_OG_pooled_final_2_5	52302	FTMS; HCD	81.48	1020.54	Eva1b



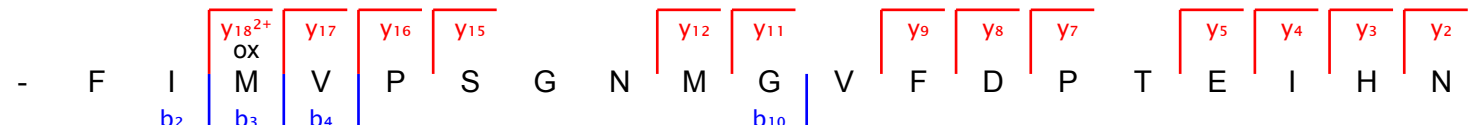
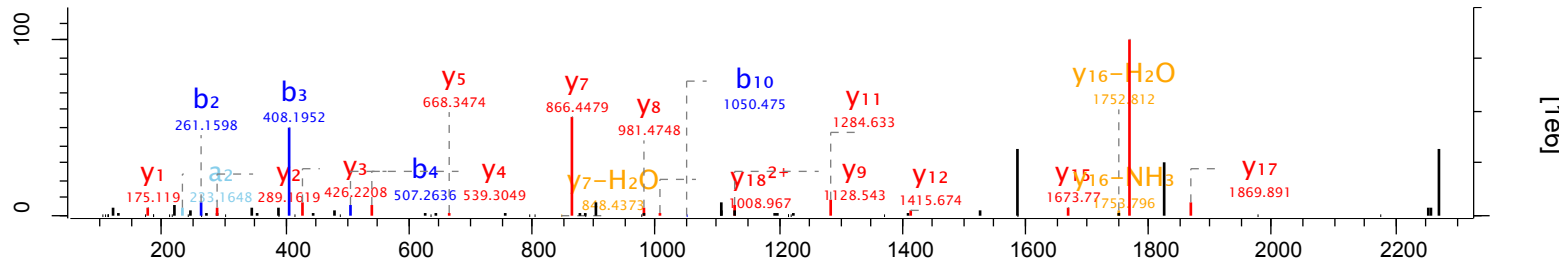
Raw file	Scan	Method	Score	m/z	Gene names
20120706_EXQ2_AtDe_SA_WTR_OG_pooled_final_2_5	54232	FTMS; HCD	89.01	759.7	Cnih4



Raw file	Scan	Method	Score	m/z	Gene names
20120706_EXQ2_AtDe_SA_WTR_OG_pooled_final_2_5	57309	FTMS; HCD	76.3	760.04	Cnih4



Raw file	Scan	Method	Score	m/z	Gene name
20120706_EXQ2_AtDe_SA_WTR_OG_pooled_final_2_5	57379	FTMS; HCD	94.28	1139.55	Cnih4



Raw file

Scan

Method

Score

m/z

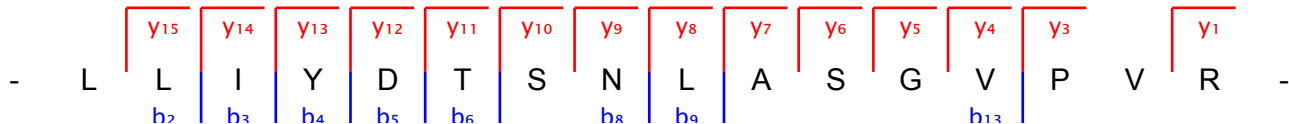
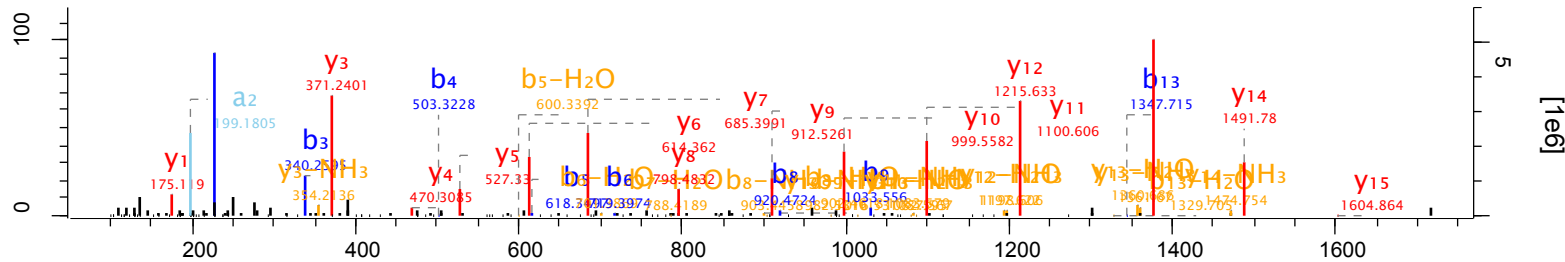
20120706\_EXQ2\_AtDe\_SA\_WTR\_OG\_pooled\_final\_2\_5

57504

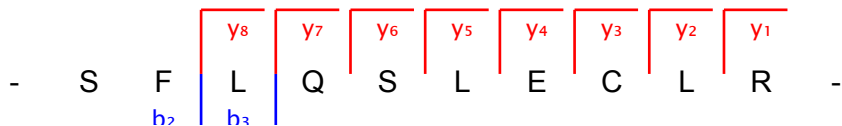
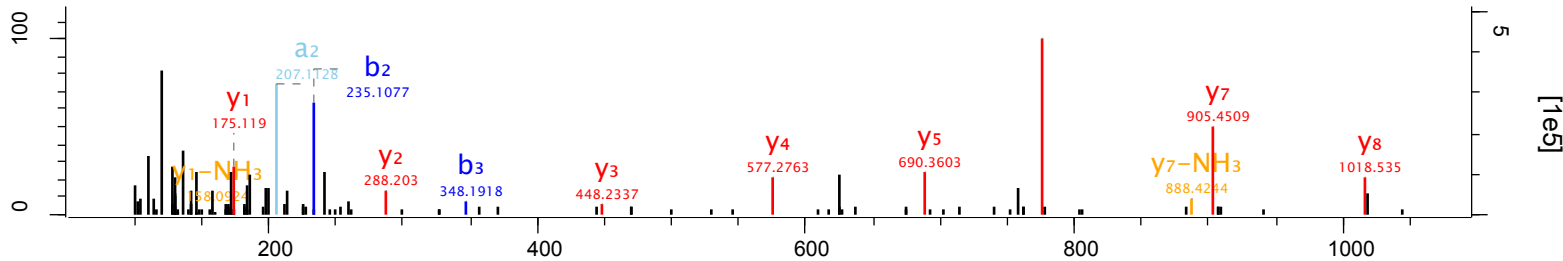
FTMS; HCD

171.46

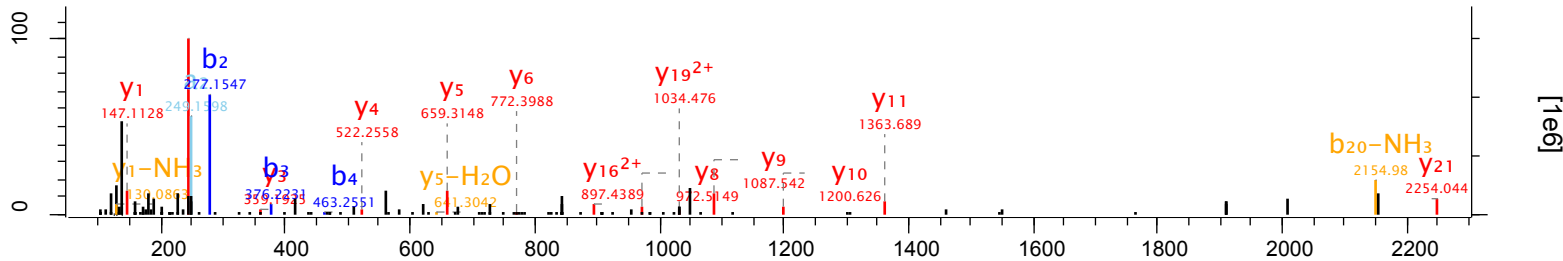
859.48



Raw file	Scan	Method	Score	m/z	Gene names
20120706_EXQ2_AtDe_SA_WTR_OG_pooled_final_2_5	57871	FTMS; HCD	63.62	626.82	Ag2



Raw file	Scan	Method	Score	m/z	Gene names
20120706_EXQ2_AtDe_SA_WTR_OG_pooled_final_2_5	58391	FTMS; HCD	49.12	844.4	Klhl33



Raw file

Scan

Method

Score

m/z

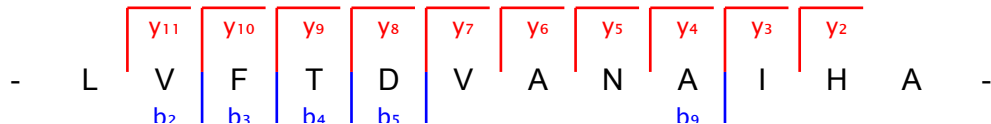
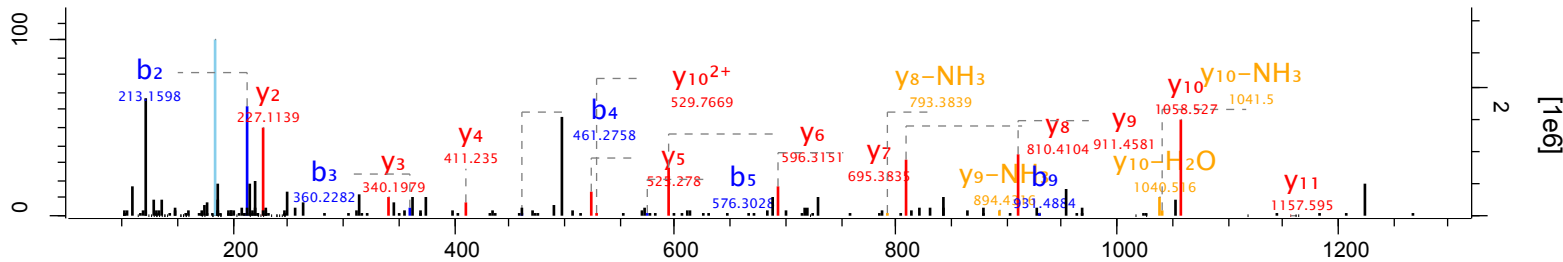
20120706\_EXQ2\_AtDe\_SA\_WTR\_OG\_pooled\_final\_2\_5

59133

FTMS; HCD

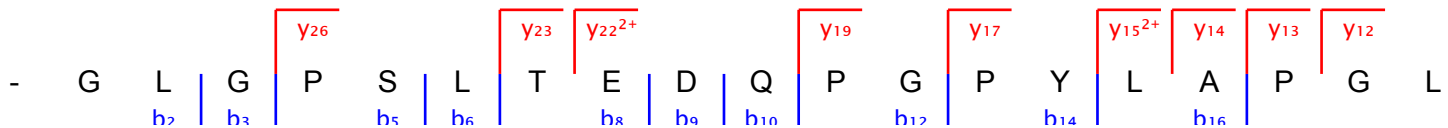
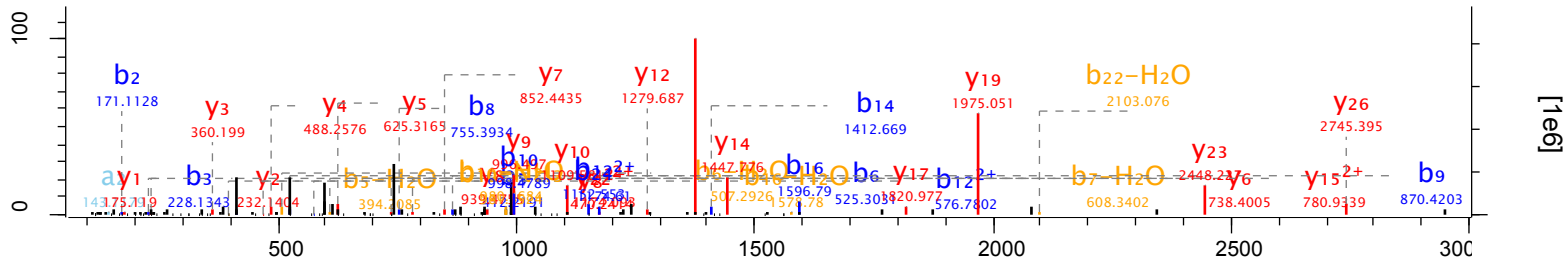
77.67

635.85

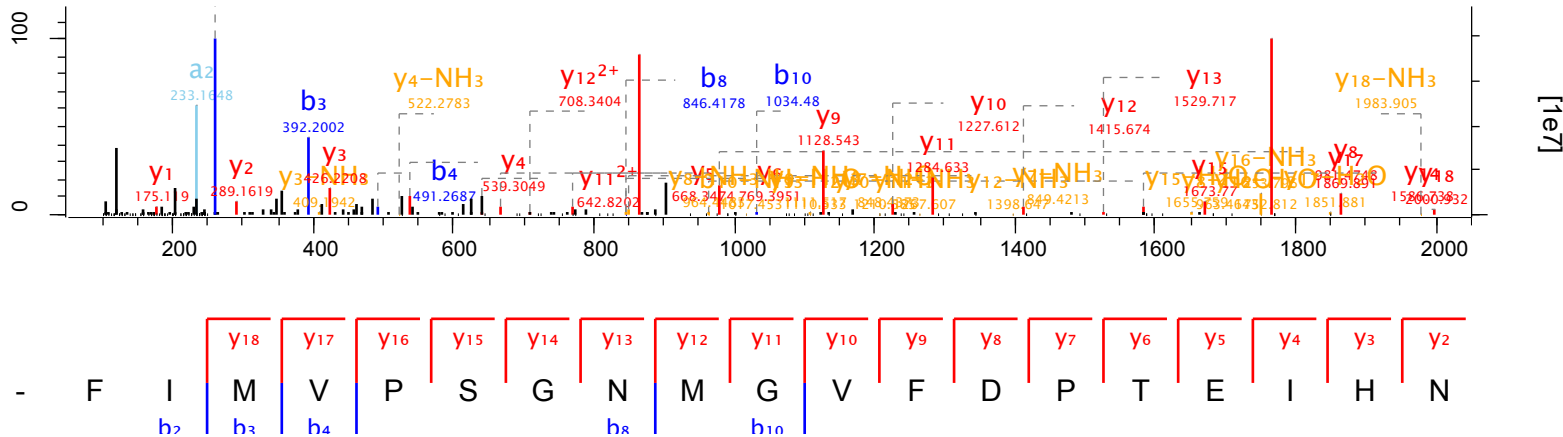




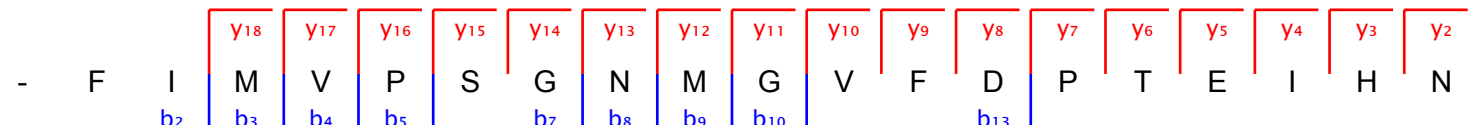
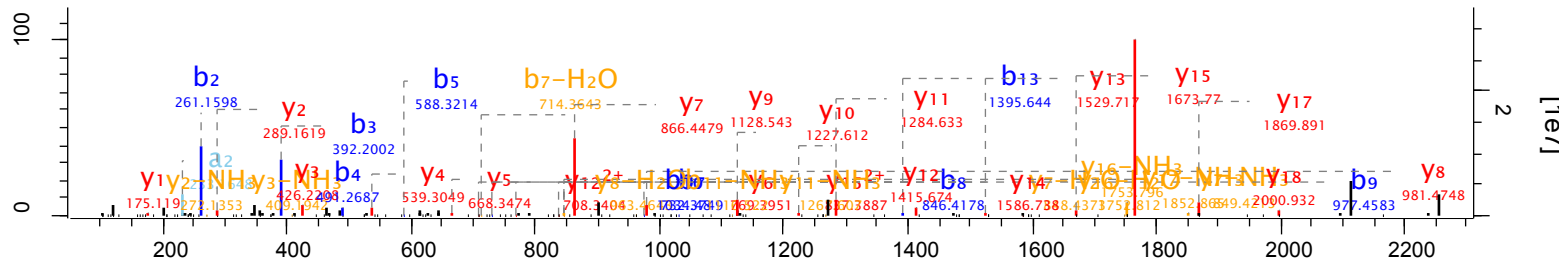
Raw file	Scan	Method	Score	m/z	Gene names
20120706_EXQ2_AtDe_SA_WTR_OG_pooled_final_2_5	60233	FTMS; HCD	99.54	991.85	Bad



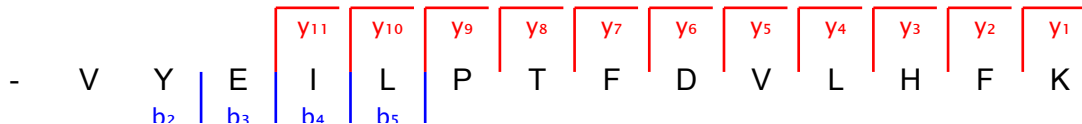
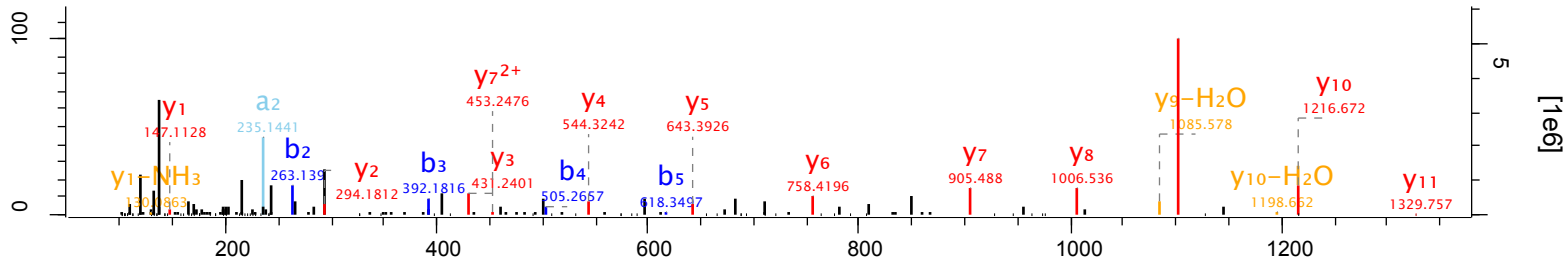
Raw file	Scan	Method	Score	m/z	Gene names
20120706_EXQ2_AtDe_SA_WTR_OG_pooled_final_2_5	61242	FTMS; HCD	176.11	754.7	Cnih4



Raw file	Scan	Method	Score	m/z	Gene name
20120706_EXQ2_AtDe_SA_WTR_OG_pooled_final_2_5	61255	FTMS; HCD	148.38	1131.55	Cnih4



Raw file	Scan	Method	Score	m/z	Gene names
20120706_EXQ2_AtDe_SA_WTR_OG_pooled_final_2_5	65425	FTMS; HCD	73.39	574.65	Panx1



Raw file

20120706\_EXQ2\_AtDe\_SA\_WTR\_OG\_pooled\_final\_2\_5

Scan

66166

Method

FTMS; HCD

Score

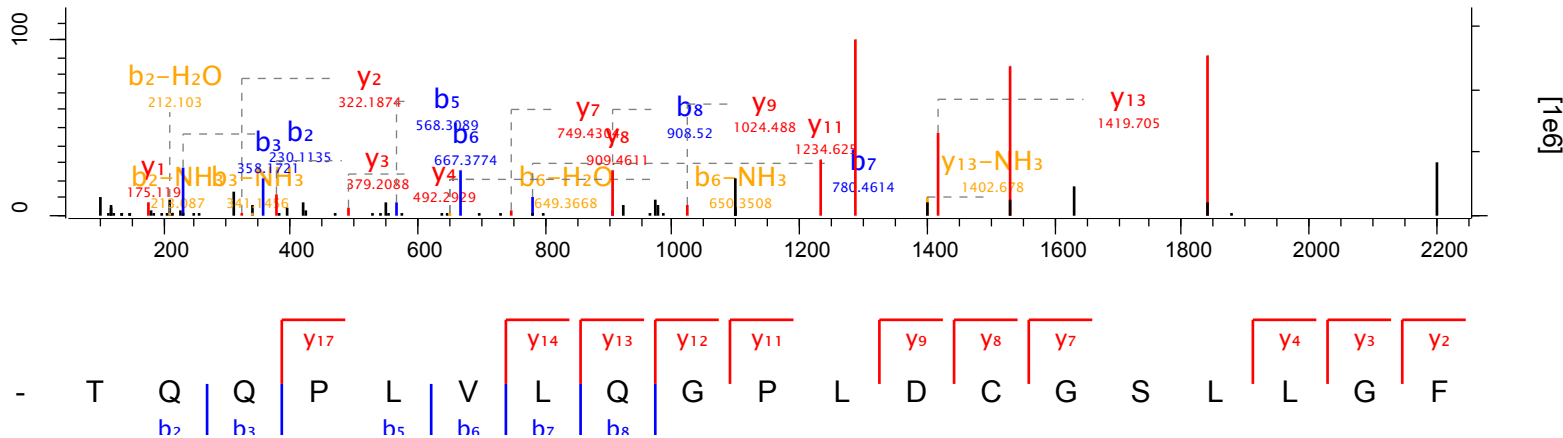
79.47

m/z

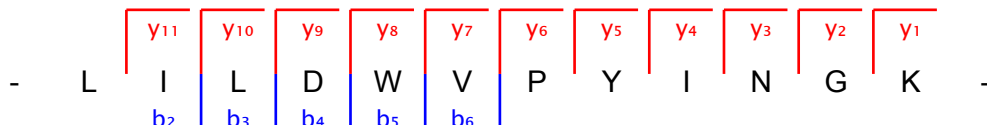
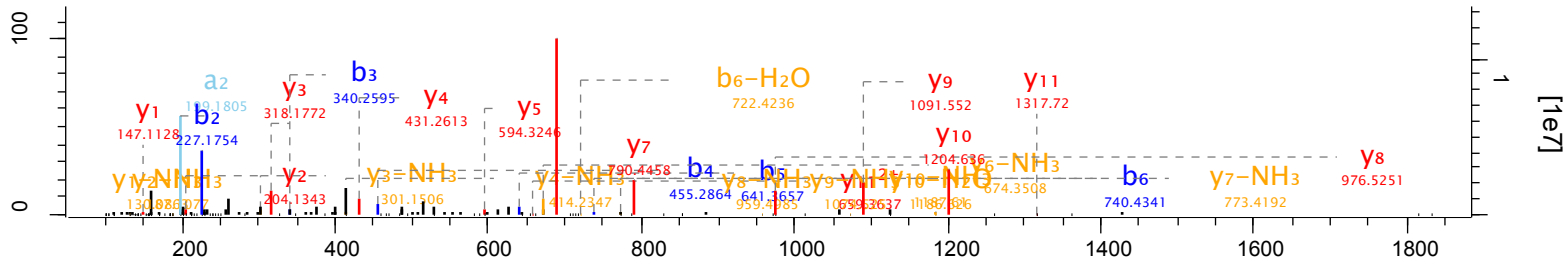
1100.09

Gene name

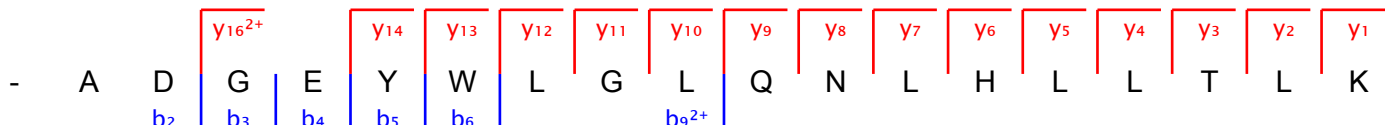
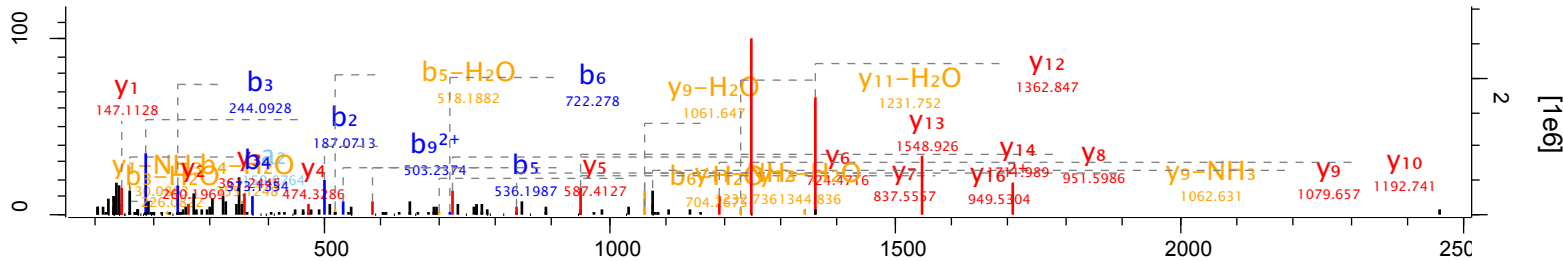
Serinc2



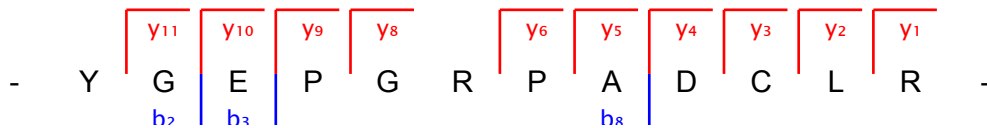
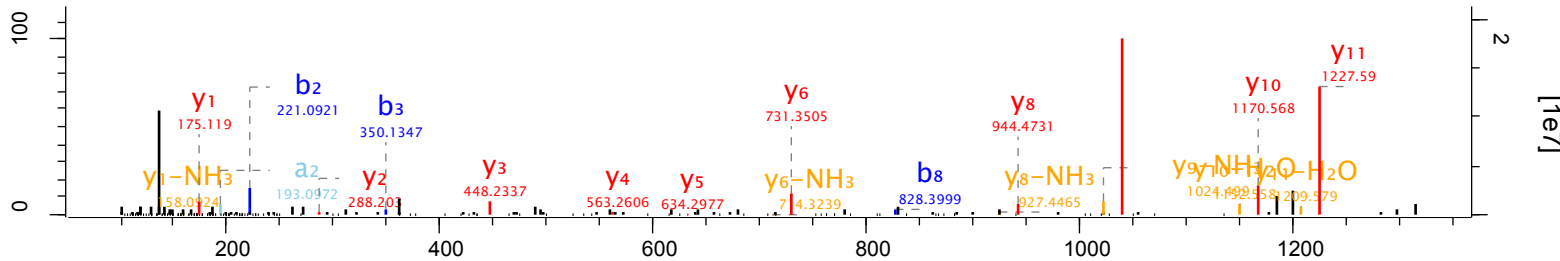
Raw file	Scan	Method	Score	m/z	Gene names
20120706_EXQ2_AtDe_SA_WTR_OG_pooled_final_2_5	66246	FTMS; HCD	131.12	715.91	Uqcr11



Raw file	Scan	Method	Score	m/z	Gene names
20120706_EXQ2_AtDe_SA_WTR_OG_pooled_final_2_5	66336	FTMS; HCD	131.45	695.71	Mfap4

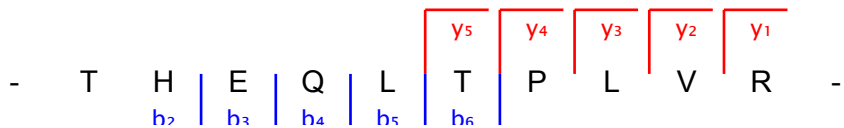
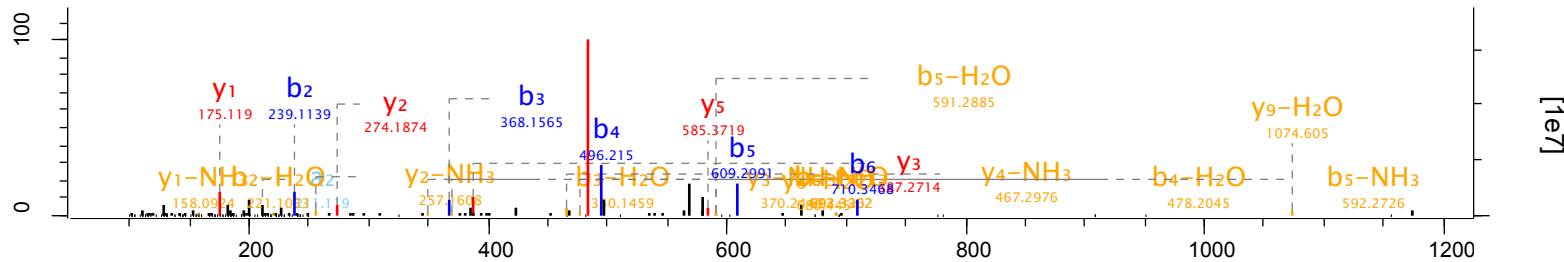


Raw file	Scan	Method	Score	m/z	Gene names
20120706_EXQ2_AtDe_SA_WTR_OG_pooled_final_2_6	16087	FTMS; HCD	73.88	464.22	Myadml2

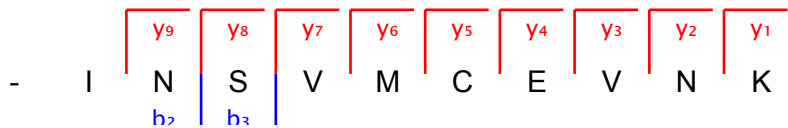
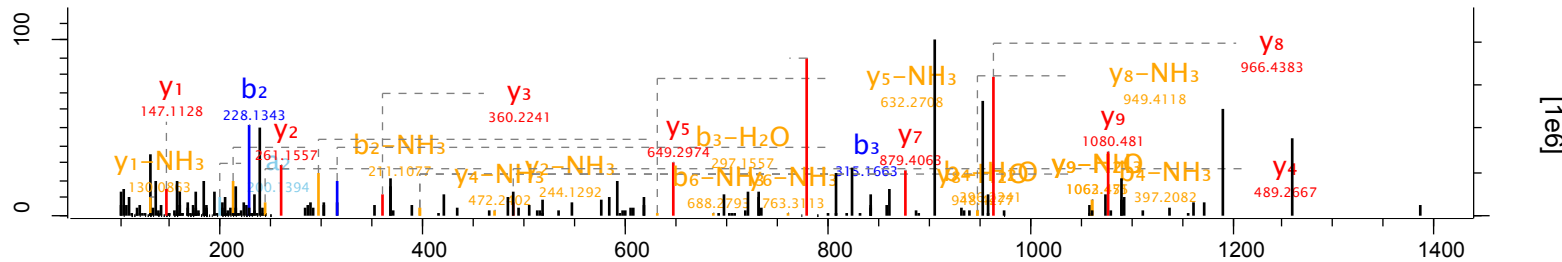




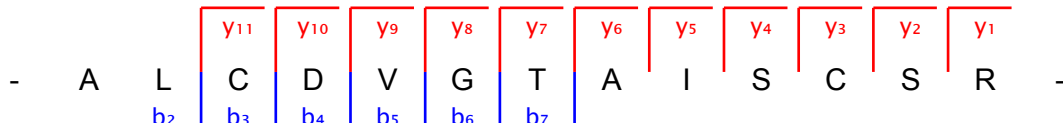
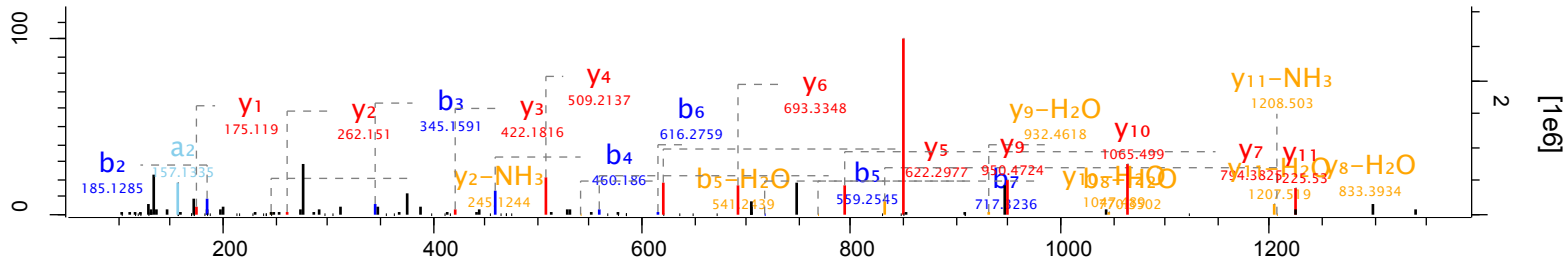
Raw file	Scan	Method	Score	m/z	Gene names
20120706_EXQ2_AtDe_SA_WTR_OG_pooled_final_2_6	21257	FTMS; HCD	94.41	398.56	Apoa2



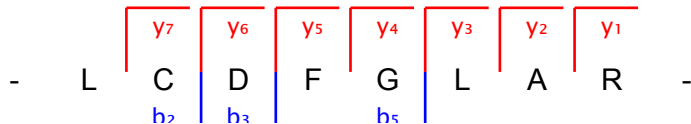
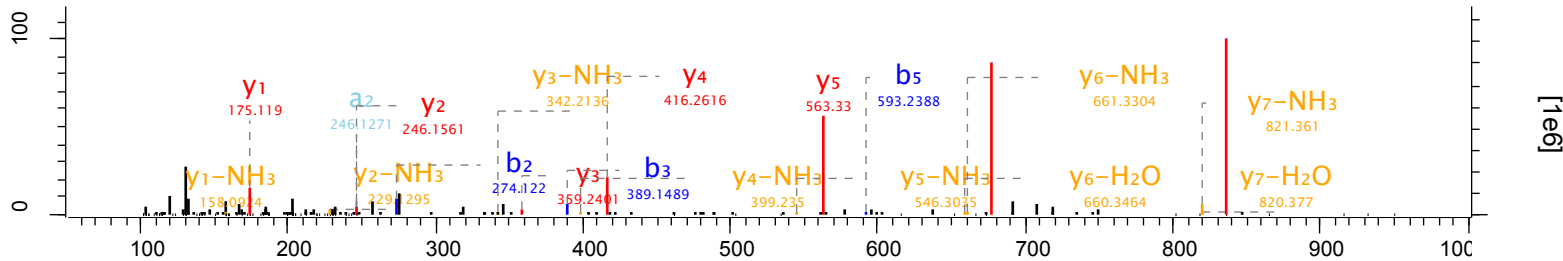
Raw file	Scan	Method	Score	m/z	Gene names
20120706_EXQ2_AtDe_SA_WTR_OG_pooled_final_2_6	21270	FTMS; HCD	90.96	597.29	Bag5



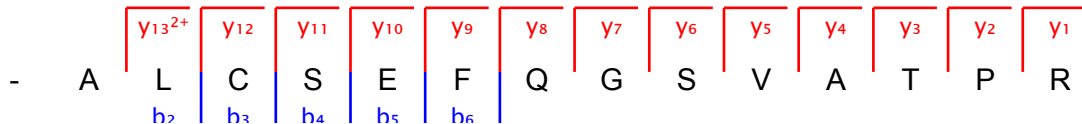
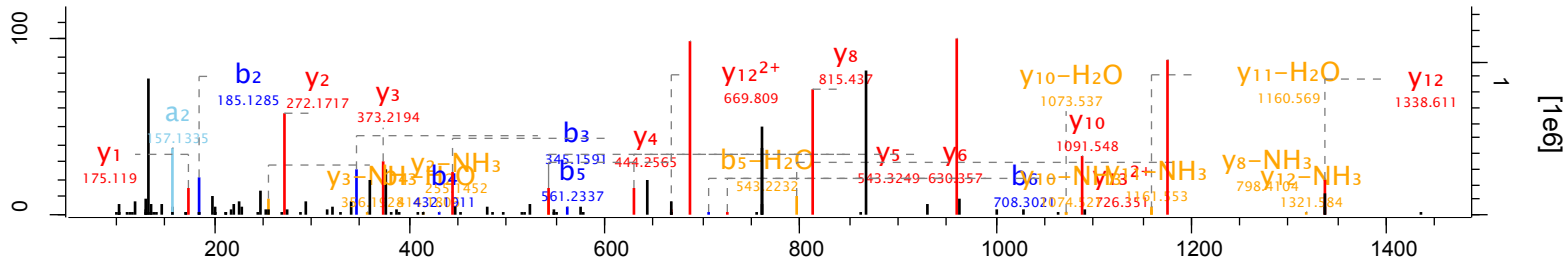
Raw file	Scan	Method	Score	m/z	Gene names
20120706_EXQ2_AtDe_SA_WTR_OG_pooled_final_2_6	28085	FTMS; HCD	125.53	705.83	Vkorc1



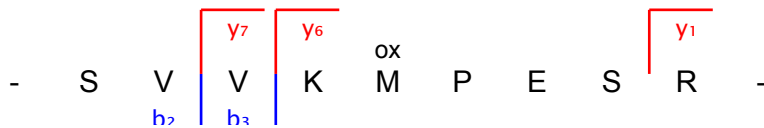
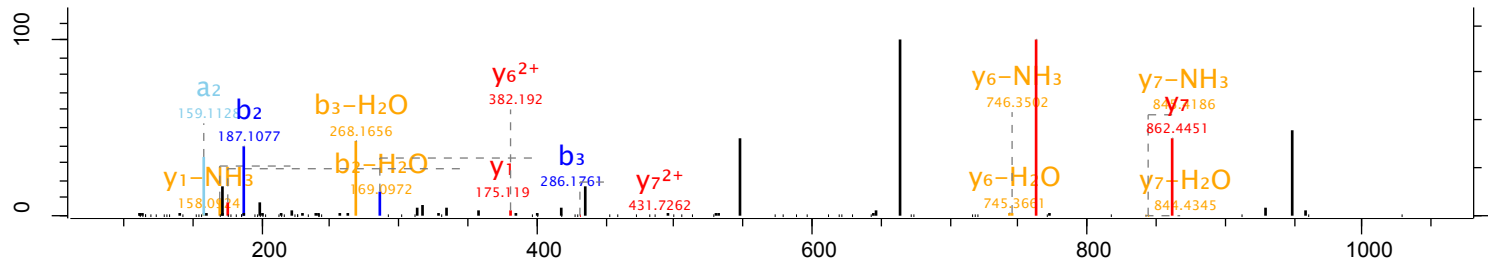
Raw file	Scan	Method	Score	m/z	Gene names
20120706_EXQ2_AtDe_SA_WTR_OG_pooled_final_2_6	29613	FTMS; HCD	96.11	476.24	Mapk15



Raw file	Scan	Method	Score	m/z	Gene names
20120706_EXQ2_AtDe_SA_WTR_OG_pooled_final_2_6	30671	FTMS; HCD	140.82	762.37	Mbl2



Raw file	Scan	Method	Score	m/z	Gene names
20120706_EXQ2_AtDe_SA_WTR_OG_pooled_final_2_6	31019	FTMS; HCD	95.91	524.78	4933433C111



Raw file

Scan

Method

Score

m/z

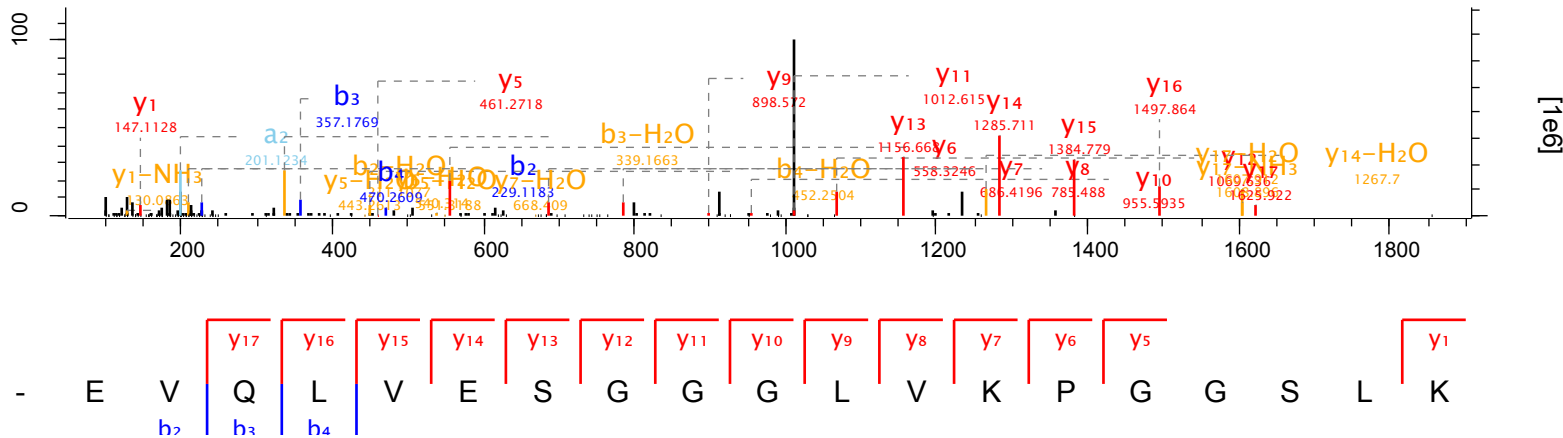
20120706\_EXQ2\_AtDe\_SA\_WTR\_OG\_pooled\_final\_2\_6

35963

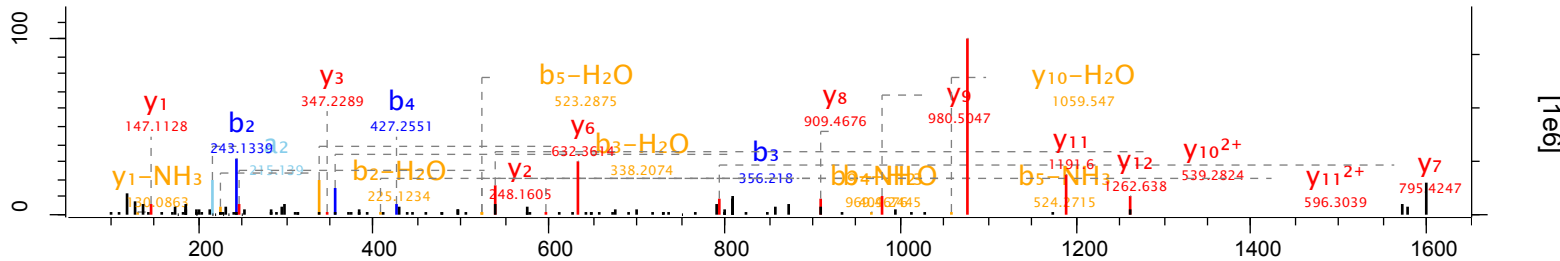
FTMS; HCD

99.09

619.02

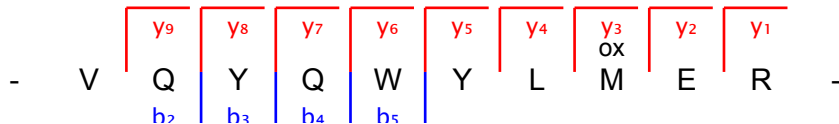
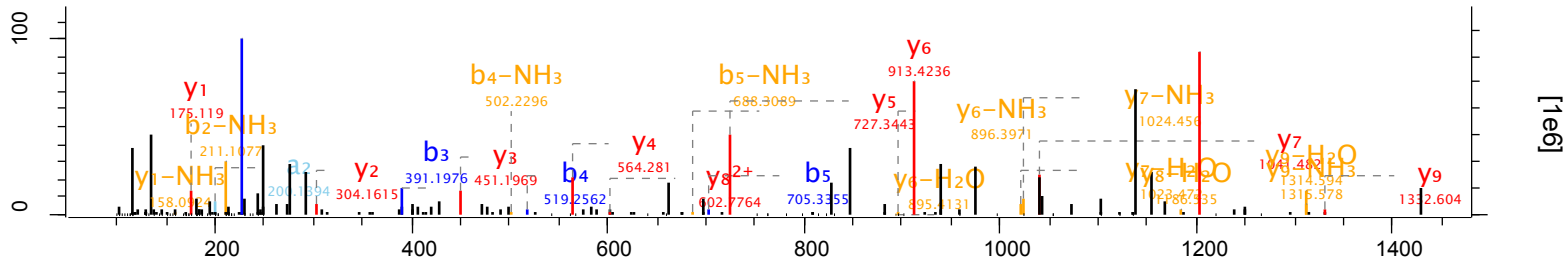


Raw file	Scan	Method	Score	m/z	Gene names
20120706_EXQ2_AtDe_SA_WTR_OG_pooled_final_2_6	36991	FTMS; HCD	80.63	809.93	Retnla

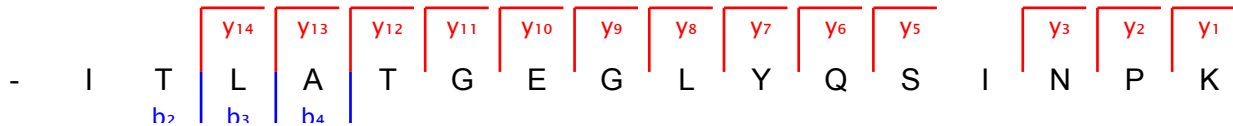
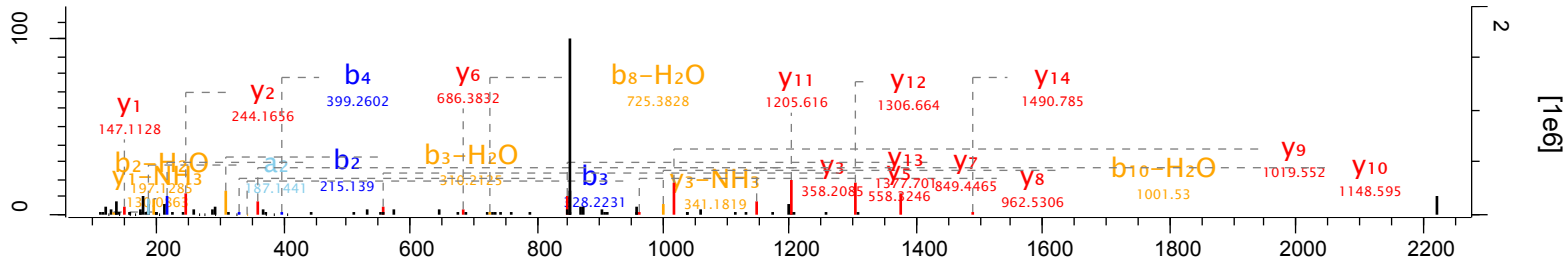




Raw file	Scan	Method	Score	m/z	Gene names
20120706_EXQ2_AtDe_SA_WTR_OG_pooled_final_2_6	40577	FTMS; HCD	118.6	716.34	Ndufa1



Raw file	Scan	Method	Score	m/z	Gene names
20120706_EXQ2_AtDe_SA_WTR_OG_pooled_final_2_6	48126	FTMS; HCD	89.36	852.96	Rfesd



Raw file

20120706\_EXQ2\_AtDe\_SA\_WTR\_OG\_pooled\_final\_2\_6

Scan

48589

Method

FTMS; HCD

Score

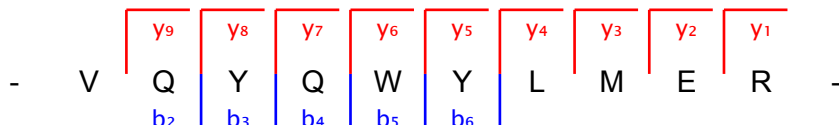
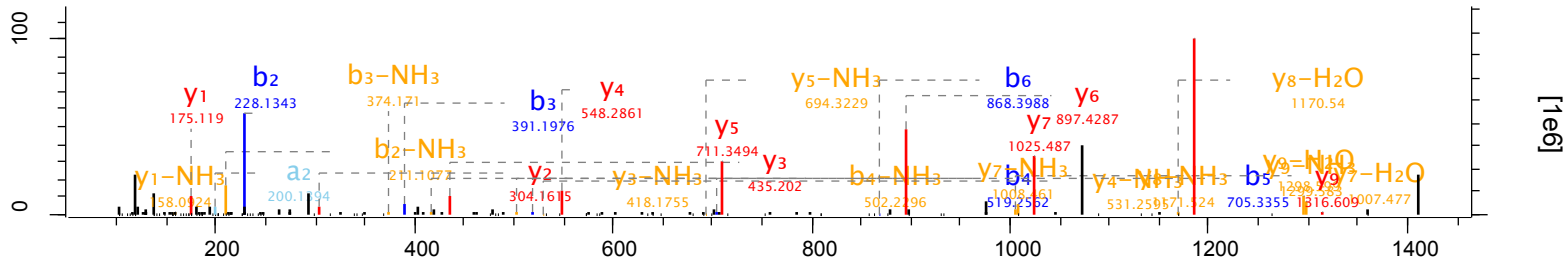
146.17

m/z

708.34

Gene names

Ndufa1



Raw file

Scan

Method

Score

m/z

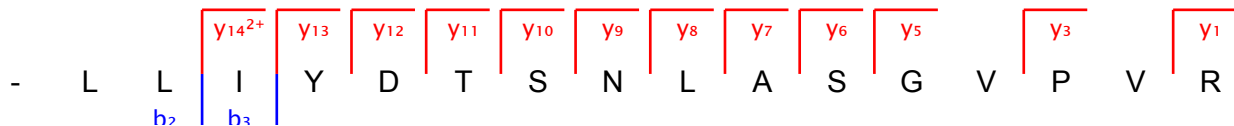
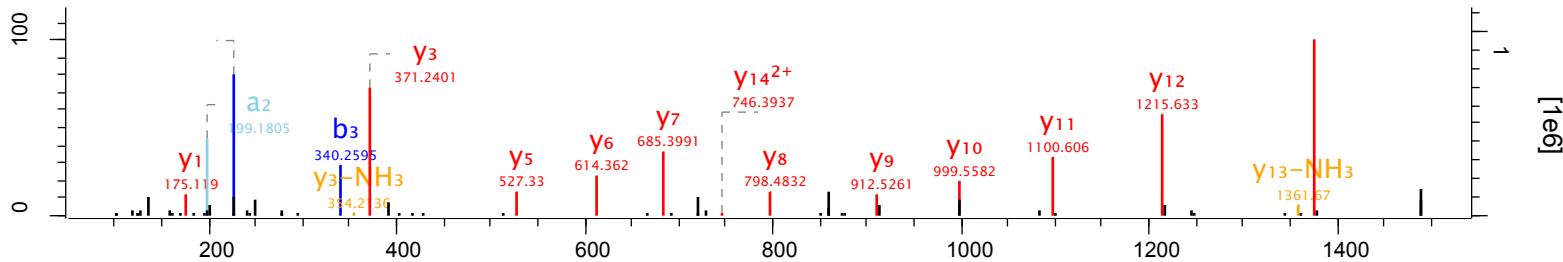
20120706\_EXQ2\_AtDe\_SA\_WTR\_OG\_pooled\_final\_2\_6

56144

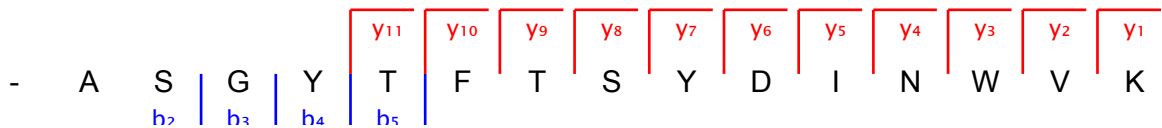
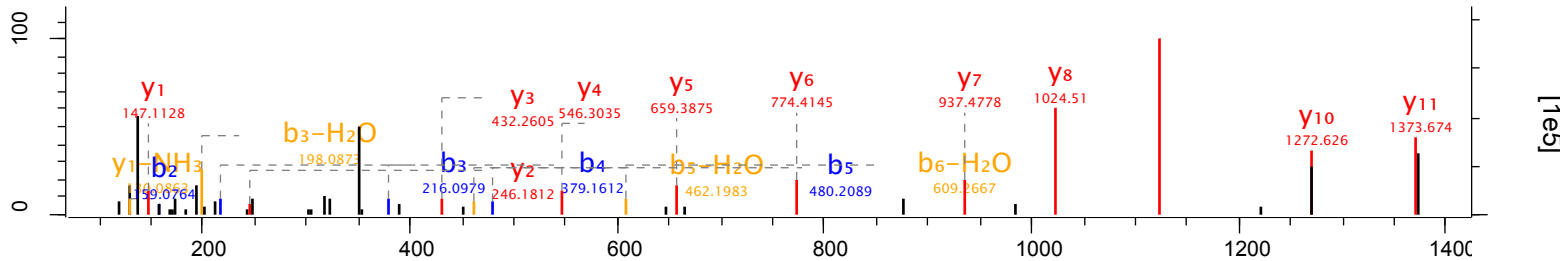
FTMS; HCD

79.65

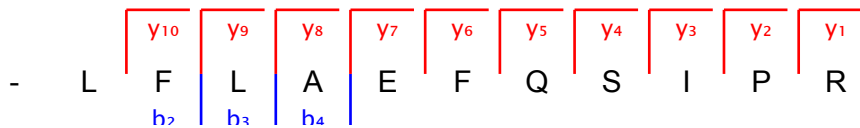
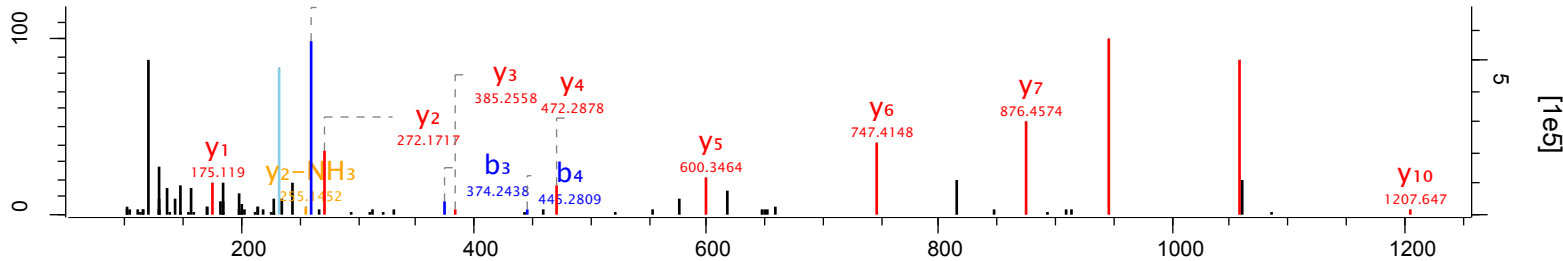
859.98



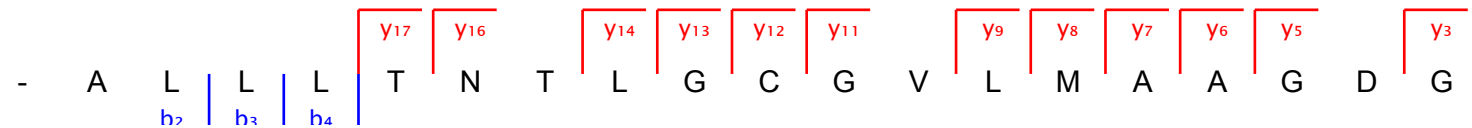
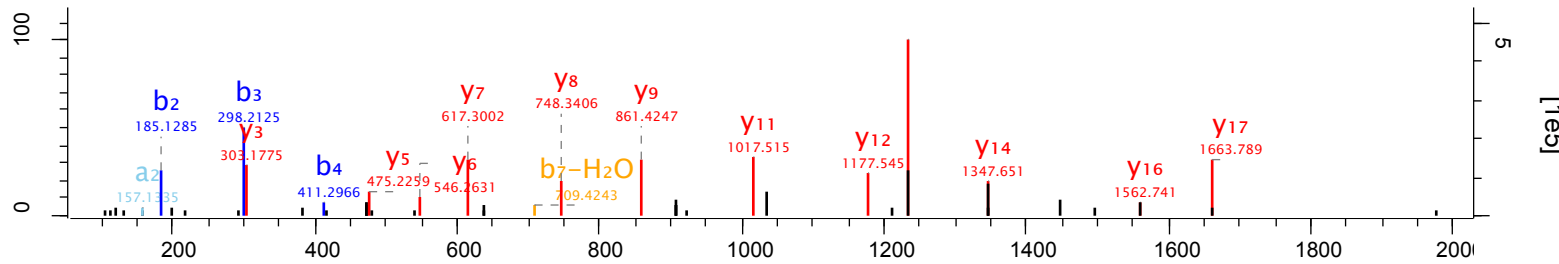
Raw file	Scan	Method	Score	m/z	Gene names
20120706_EXQ2_AtDe_SA_WTR_OG_pooled_final_2_6	56716	FTMS; HCD	60.55	876.42	Gm5629



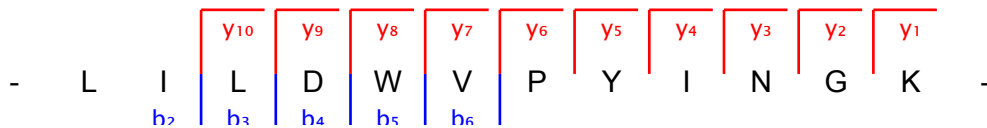
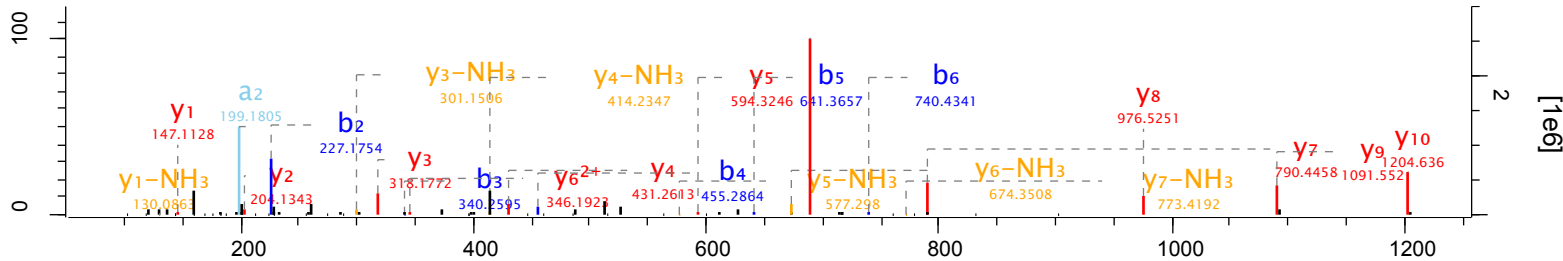
Raw file	Scan	Method	Score	m/z	Gene names
20120706_EXQ2_AtDe_SA_WTR_OG_pooled_final_2_6	59288	FTMS; HCD	85.81	660.87	Ptprc



Raw file	Scan	Method	Score	m/z	Gene name
20120706_EXQ2_AtDe_SA_WTR_OG_pooled_final_2_6	62882	FTMS; HCD	60.62	1038.05	Mpv1712

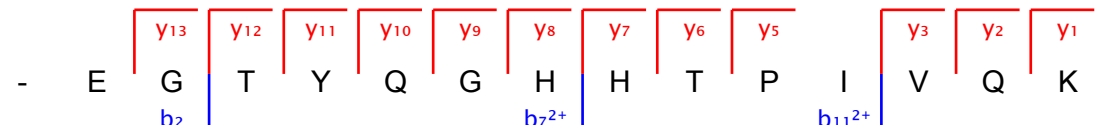
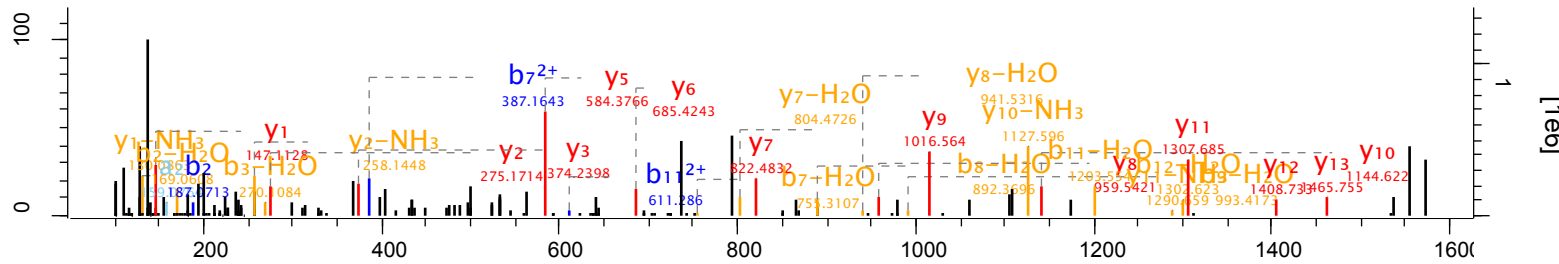


Raw file	Scan	Method	Score	m/z	Gene names
20120706_EXQ2_AtDe_SA_WTR_OG_pooled_final_2_6	64339	FTMS; HCD	104.07	716.41	Uqcr11

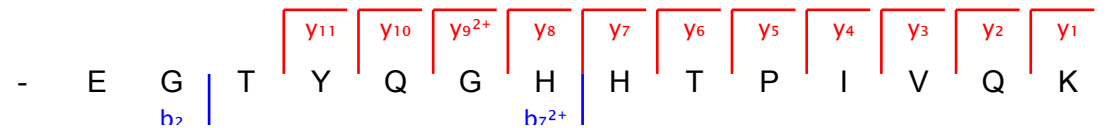
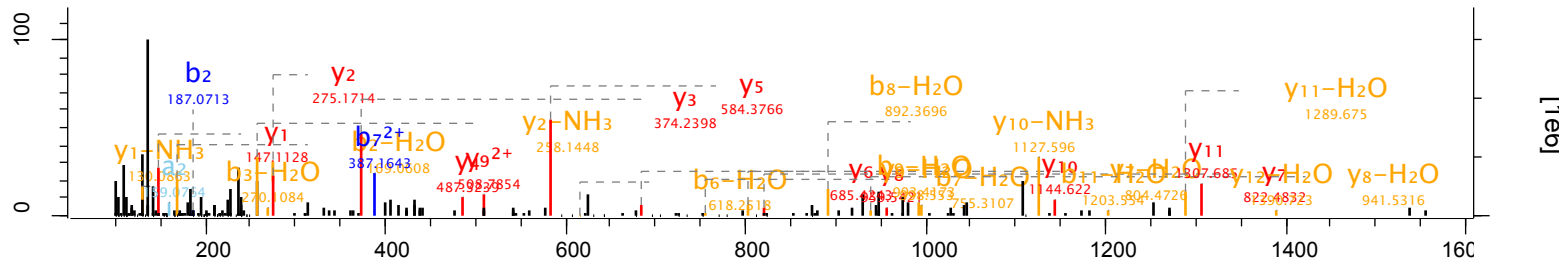




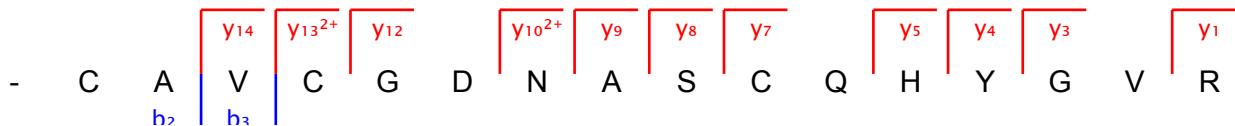
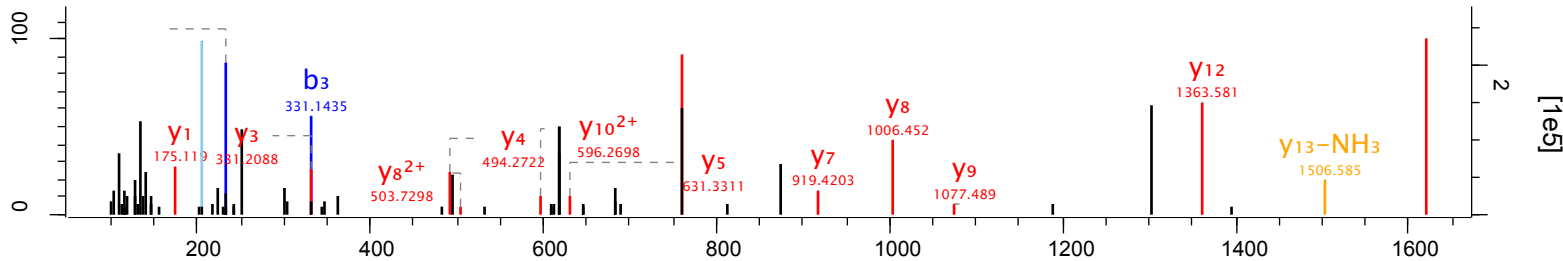
Raw file	Scan	Method	Score	m/z	Gene names
20120706_EXQ2_AtDe_SA_WTR_OG_pooled_final_2_7	10983	FTMS; HCD	85.84	532.27	mt-Co3;Mtco



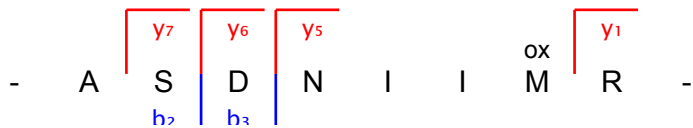
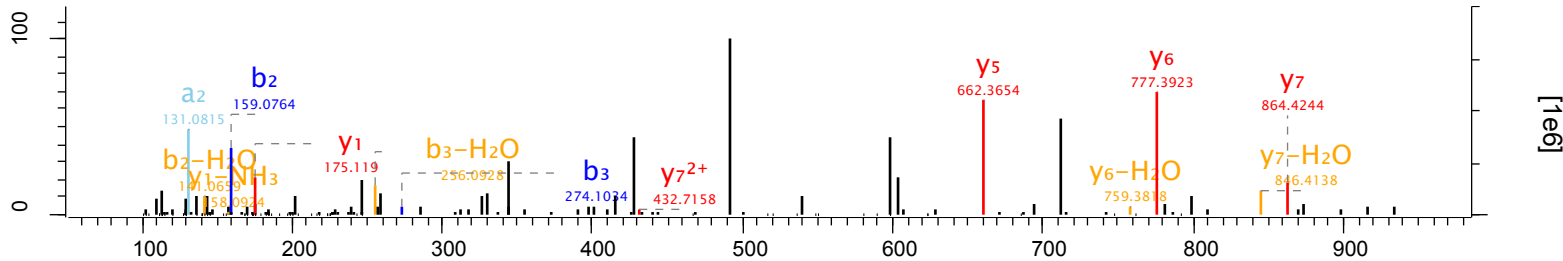
Raw file	Scan	Method	Score	m/z	Gene names
20120706_EXQ2_AtDe_SA_WTR_OG_pooled_final_2_7	10986	FTMS; HCD	82.07	399.45	mt-Co3;Mtco



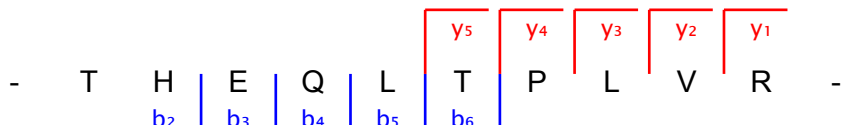
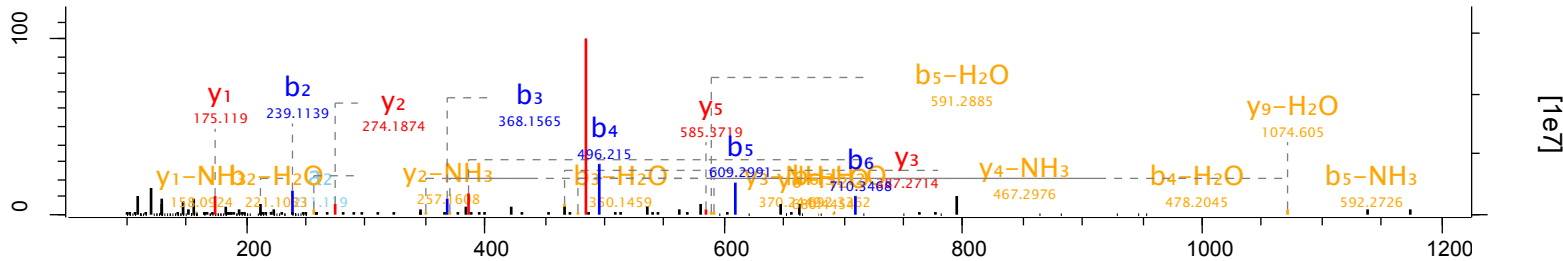
Raw file	Scan	Method	Score	m/z	Gene names
20120706_EXQ2_AtDe_SA_WTR_OG_pooled_final_2_7	14431	FTMS; HCD	68.04	618.59	Nr4a1



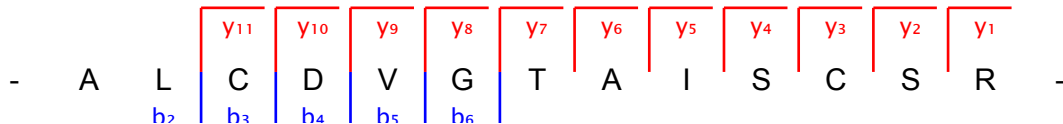
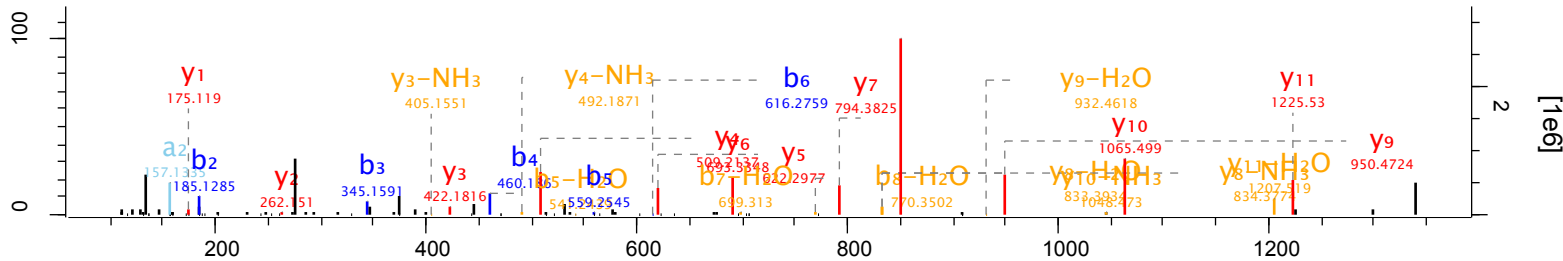
Raw file	Scan	Method	Score	m/z	Gene names
20120706_EXQ2_AtDe_SA_WTR_OG_pooled_final_2_7	15003	FTMS; HCD	77.28	468.24	AI481877



Raw file	Scan	Method	Score	m/z	Gene names
20120706_EXQ2_AtDe_SA_WTR_OG_pooled_final_2_7	22254	FTMS; HCD	74.84	398.56	Apoa2



Raw file	Scan	Method	Score	m/z	Gene names
20120706_EXQ2_AtDe_SA_WTR_OG_pooled_final_2_7	29093	FTMS; HCD	119.25	705.83	Vkorc1



Raw file

Scan

Method

Score

m/z

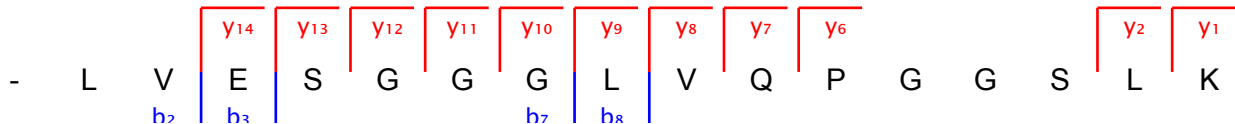
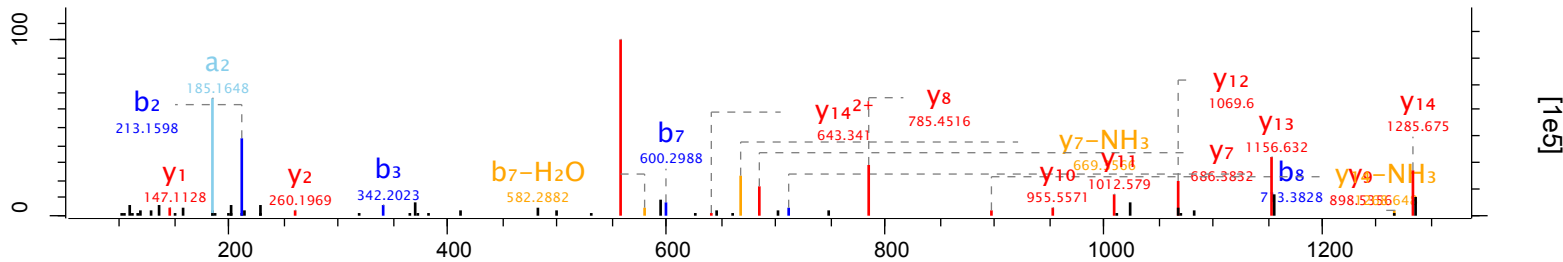
20120706\_EXQ2\_AtDe\_SA\_WTR\_OG\_pooled\_final\_2\_7

32378

FTMS; HCD

84.51

749.42



Raw file

Scan

Method

Score

m/z

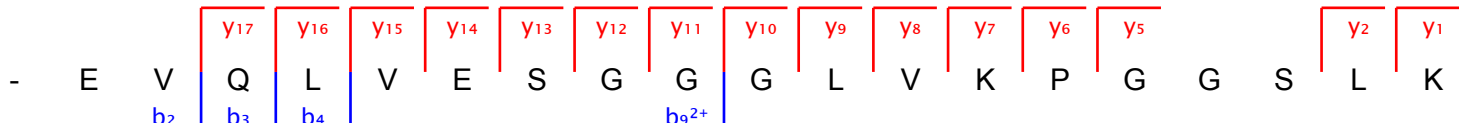
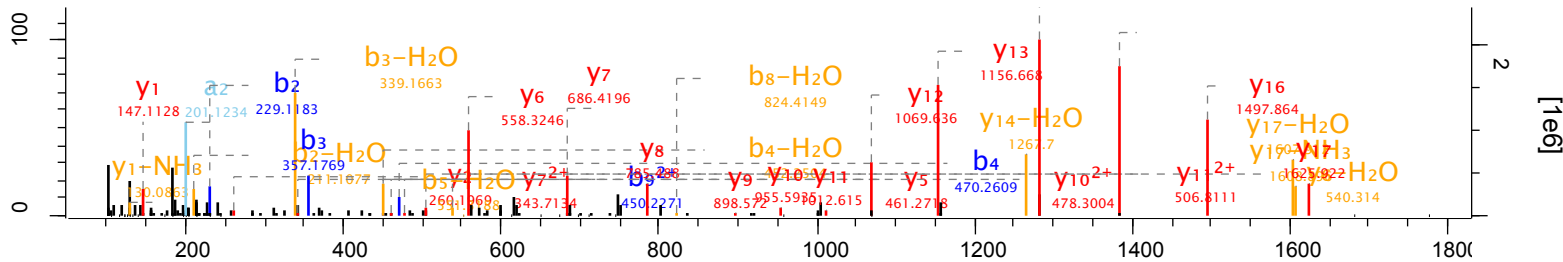
20120706\_EXQ2\_AtDe\_SA\_WTR\_OG\_pooled\_final\_2\_7

37174

FTMS; HCD

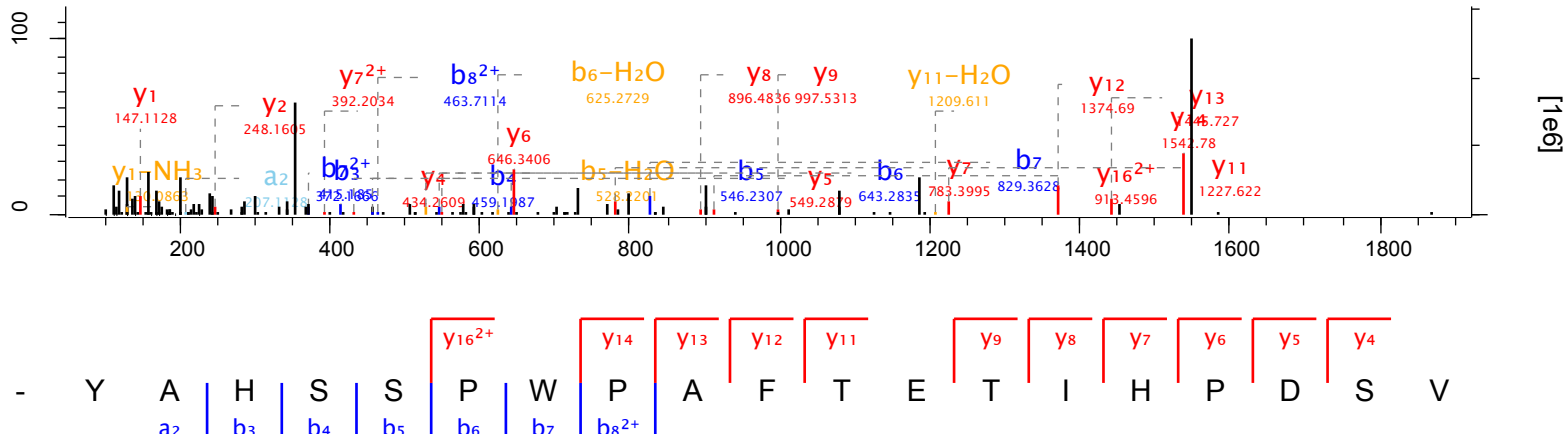
124.63

619.02

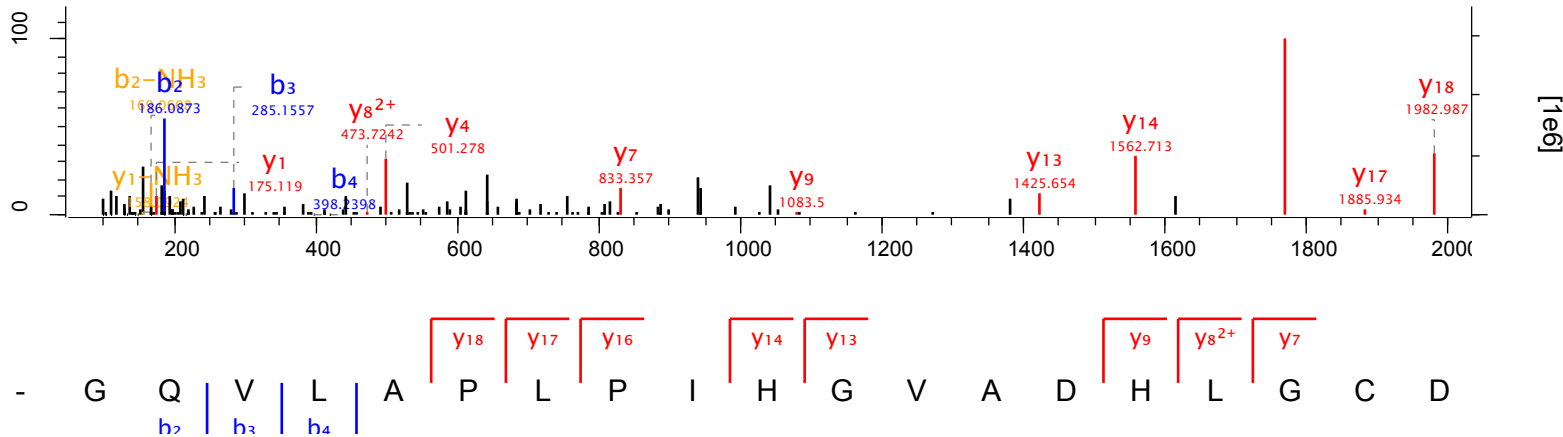




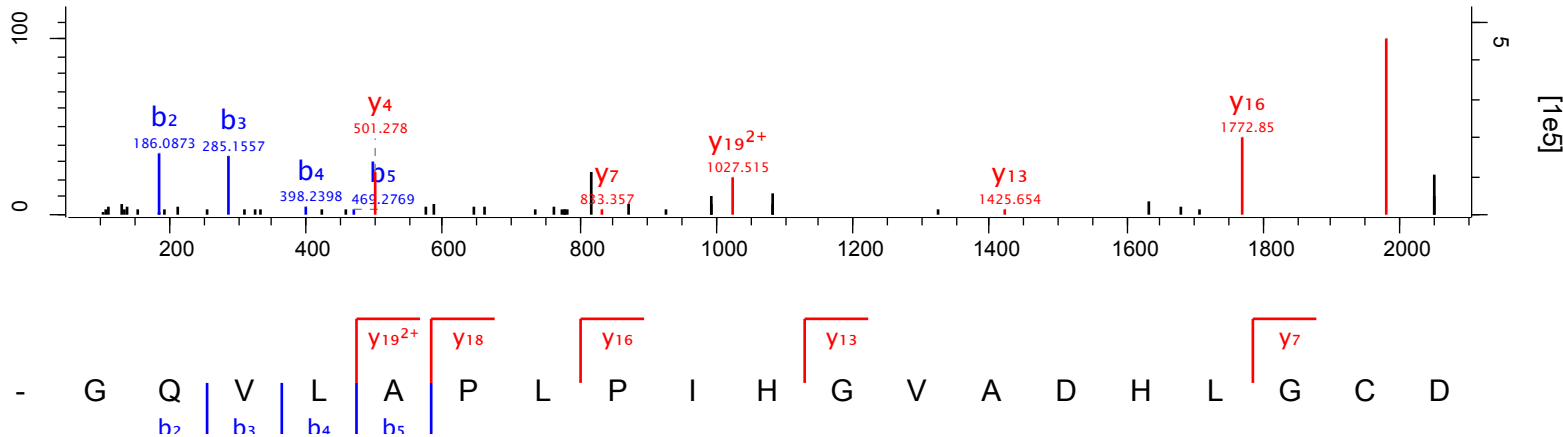
Raw file	Scan	Method	Score	m/z	Gene names
20120706_EXQ2_AtDe_SA_WTR_OG_pooled_final_2_7	43977	FTMS; HCD	49.53	593.54	Msrb1



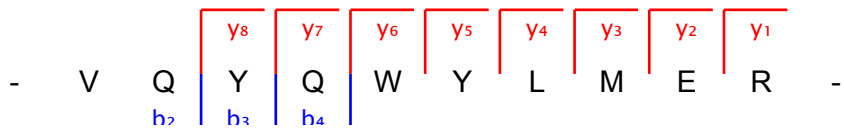
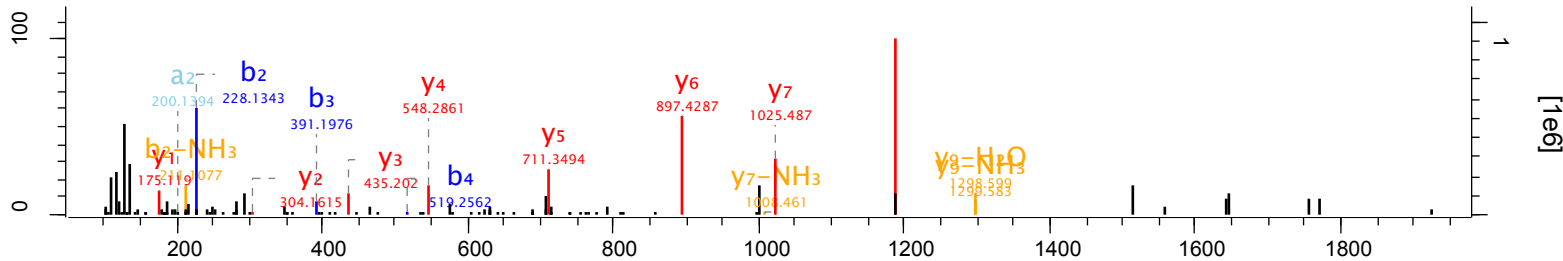
Raw file	Scan	Method	Score	m/z	Gene names
20120706_EXQ2_AtDe_SA_WTR_OG_pooled_final_2_7	46468	FTMS; HCD	27.2	613.82	Rnf130



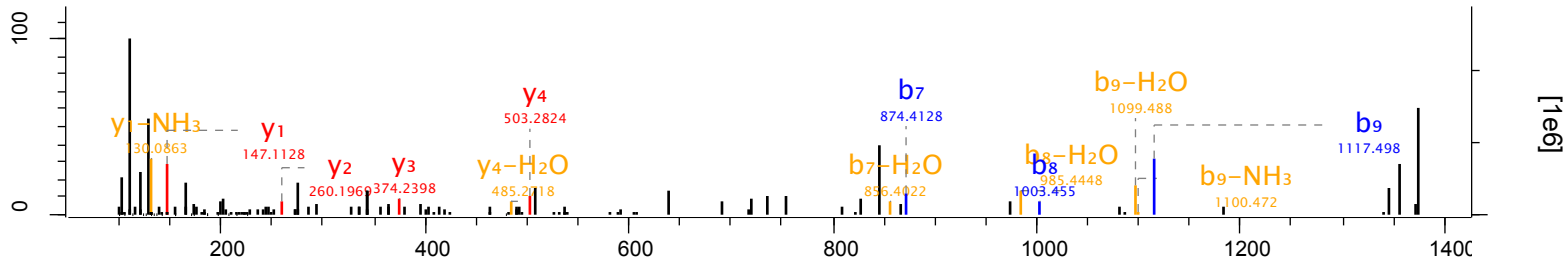
Raw file	Scan	Method	Score	m/z	Gene names
20120706_EXQ2_AtDe_SA_WTR_OG_pooled_final_2_7	46503	FTMS; HCD	19.4	817.76	Rnf130



Raw file	Scan	Method	Score	m/z	Gene names
20120706_EXQ2_AtDe_SA_WTR_OG_pooled_final_2_7	49992	FTMS; HCD	59.42	708.34	Ndufa1

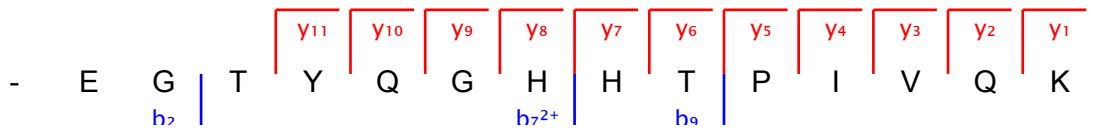
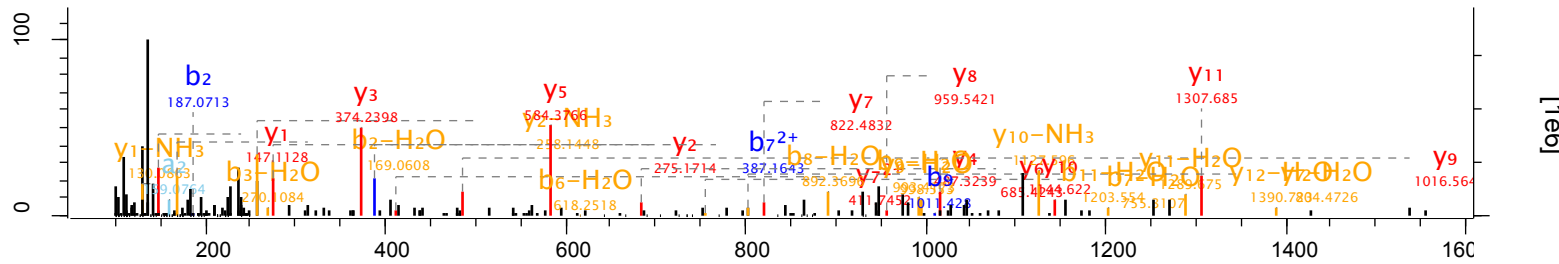


Raw file	Scan	Method	Score	m/z	Gene names
20120706_EXQ2_AtDe_SA_WTR_OG_pooled_final_2_7	9587	FTMS; HCD	76.23	344.93	Lhx6

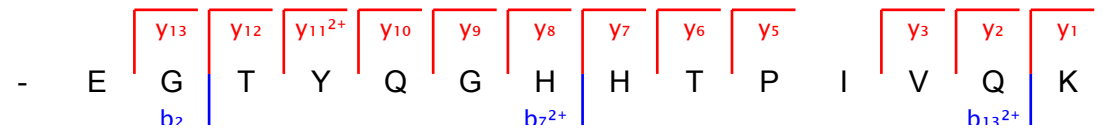
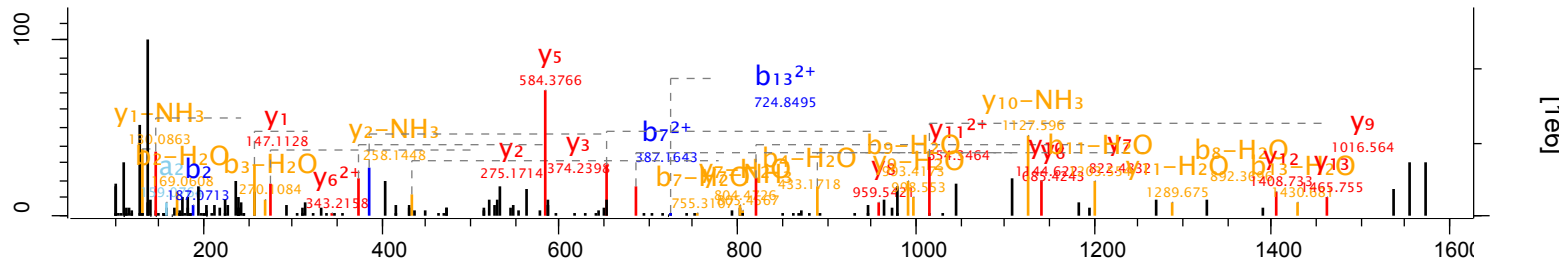


- I H Y D T M I E N L K -  
b<sub>7</sub>
b<sub>x</sub>
b<sub>9</sub>

Raw file	Scan	Method	Score	m/z	Gene names
20120706_EXQ2_AtDe_SA_WTR_OG_pooled_final_2_8	10646	FTMS; HCD	81.9	399.46	mt-Co3;Mtco



Raw file	Scan	Method	Score	m/z	Gene names
20120706_EXQ2_AtDe_SA_WTR_OG_pooled_final_2_8	10651	FTMS; HCD	97.69	532.27	mt-Co3;Mtco



Raw file

Scan

Method

Score

m/z

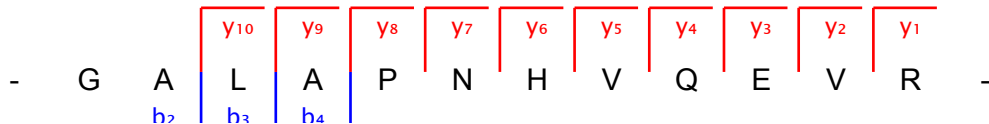
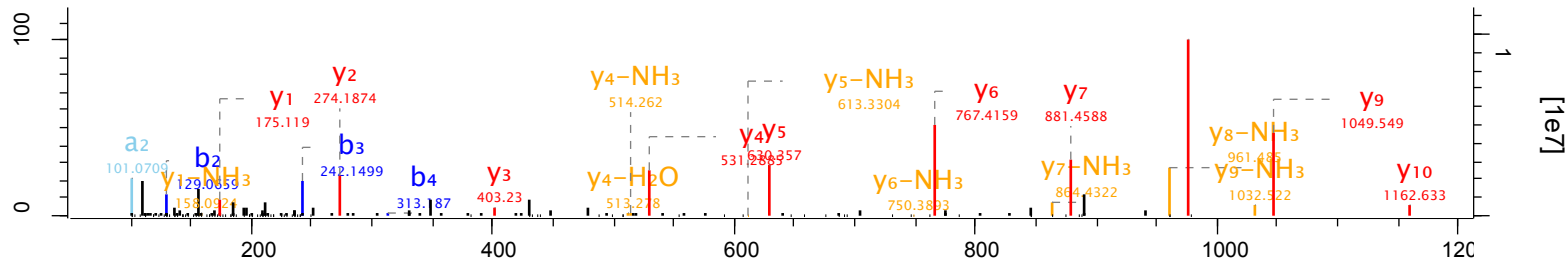
20120706\_EXQ2\_AtDe\_SA\_WTR\_OG\_pooled\_final\_2\_8

14925

FTMS; HCD

115.33

430.9





Raw file

Scan

Method

Score

m/z

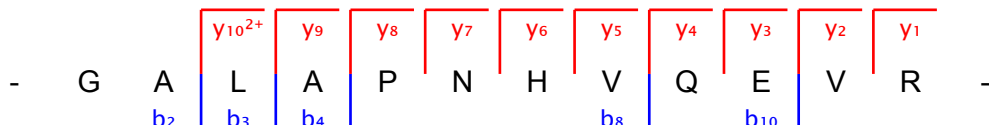
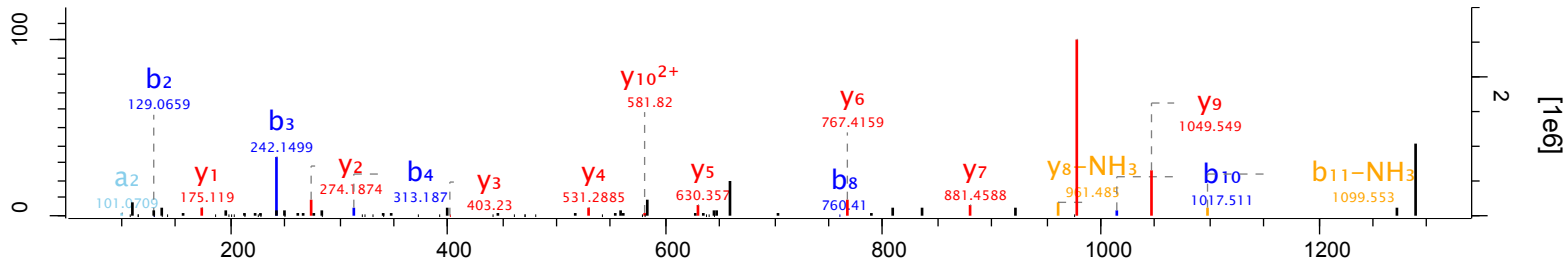
20120706\_EXQ2\_AtDe\_SA\_WTR\_OG\_pooled\_final\_2\_8

14940

FTMS; HCD

56.96

645.85



Raw file

Scan

Method

Score

m/z

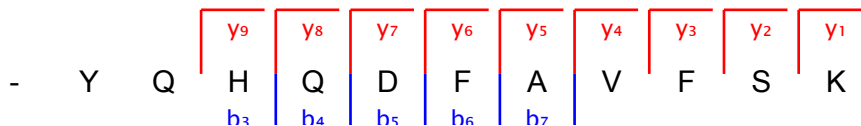
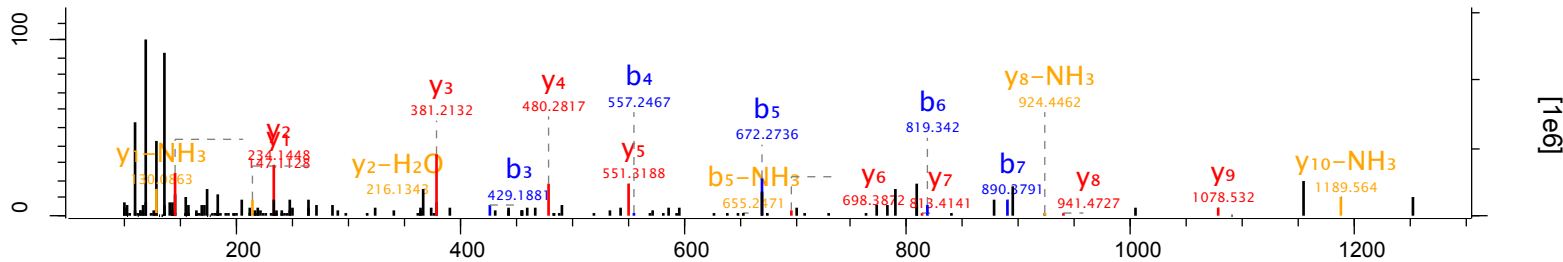
20120706\_EXQ2\_AtDe\_SA\_WTR\_OG\_pooled\_final\_2\_8

27038

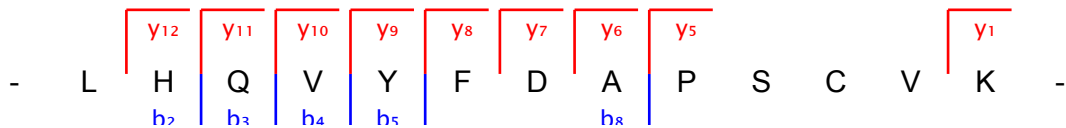
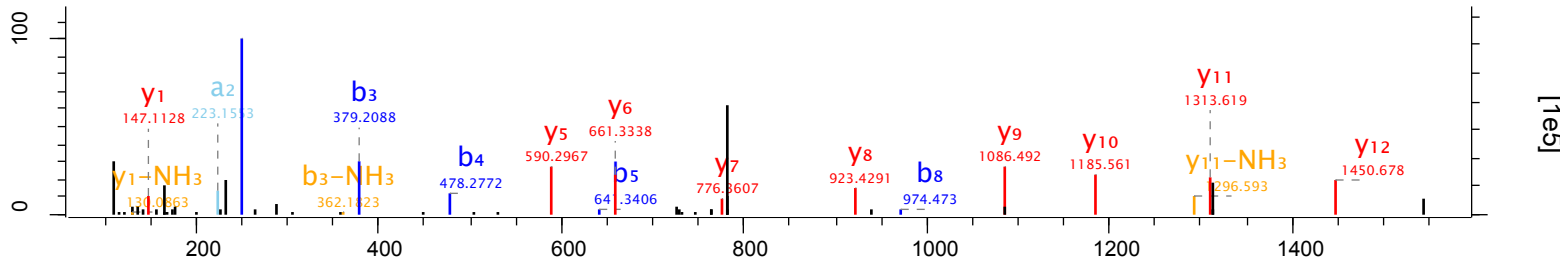
FTMS; HCD

69.23

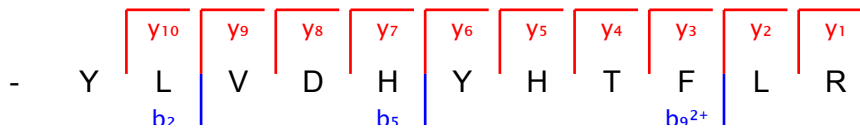
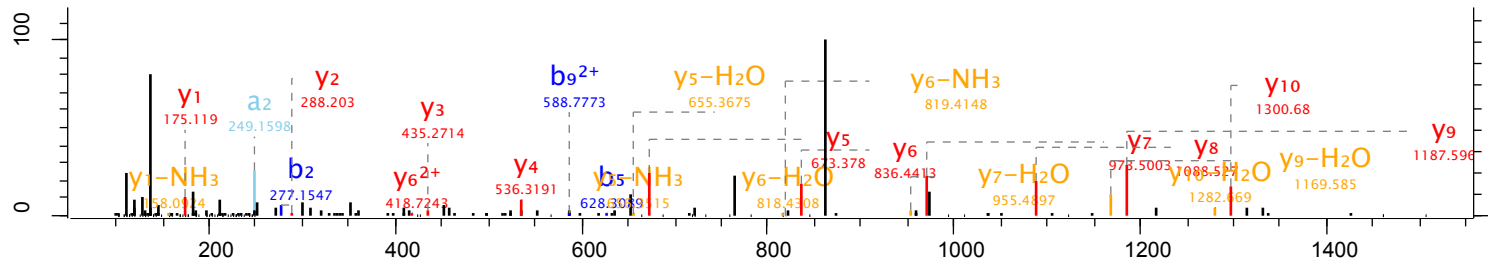
457.22



Raw file	Scan	Method	Score	m/z	Gene names
20120706_EXQ2_AtDe_SA_WTR_OG_pooled_final_2_8	29772	FTMS; HCD	98.94	782.39	Syp

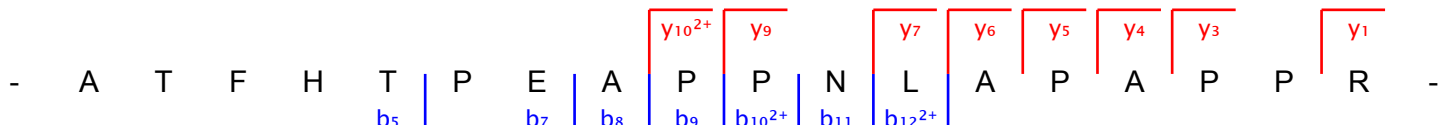
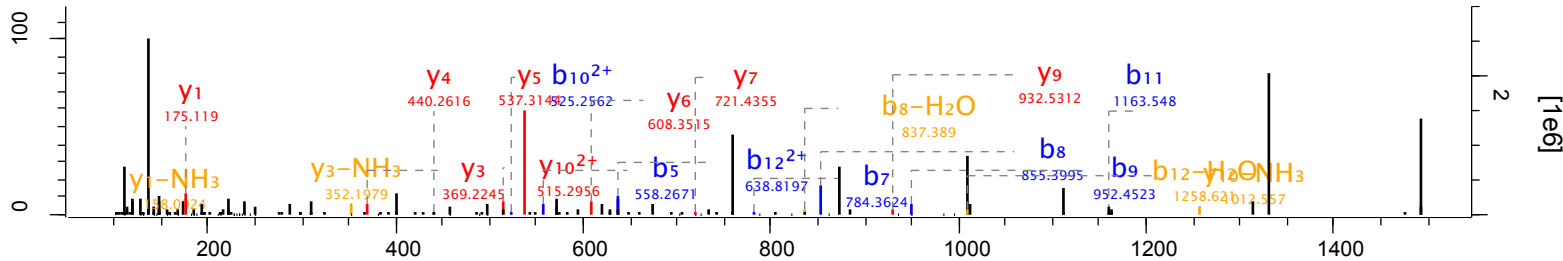


Raw file	Scan	Method	Score	m/z	Gene names
20120706_EXQ2_AtDe_SA_WTR_OG_pooled_final_2_8	32500	FTMS; HCD	96.63	488.59	Tmem254;D14Ert4

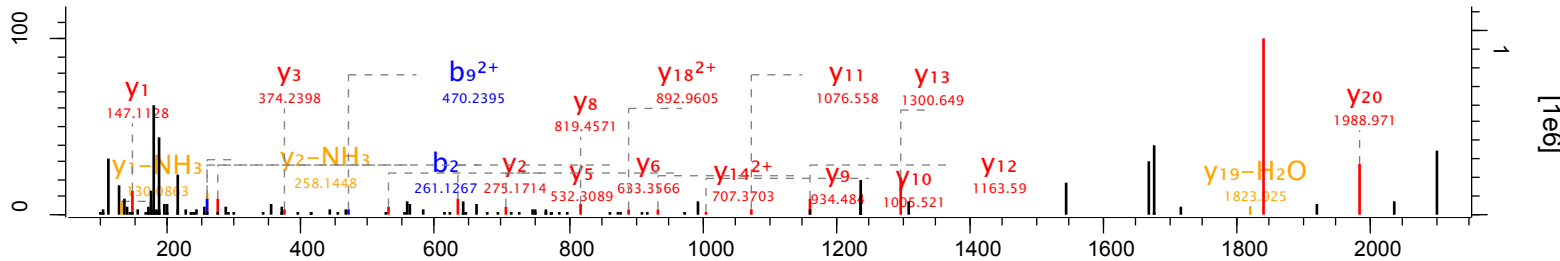


[1e6]

Raw file	Scan	Method	Score	m/z	Gene names
20120706_EXQ2_AtDe_SA_WTR_OG_pooled_final_2_8	36267	FTMS; HCD	47.64	629	Gpsm3

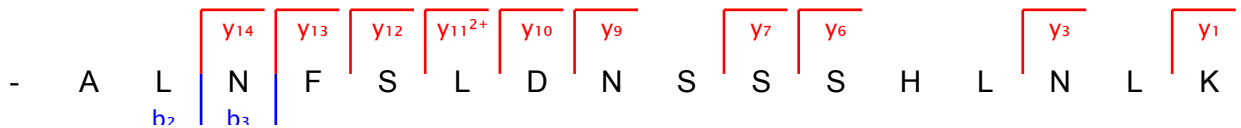
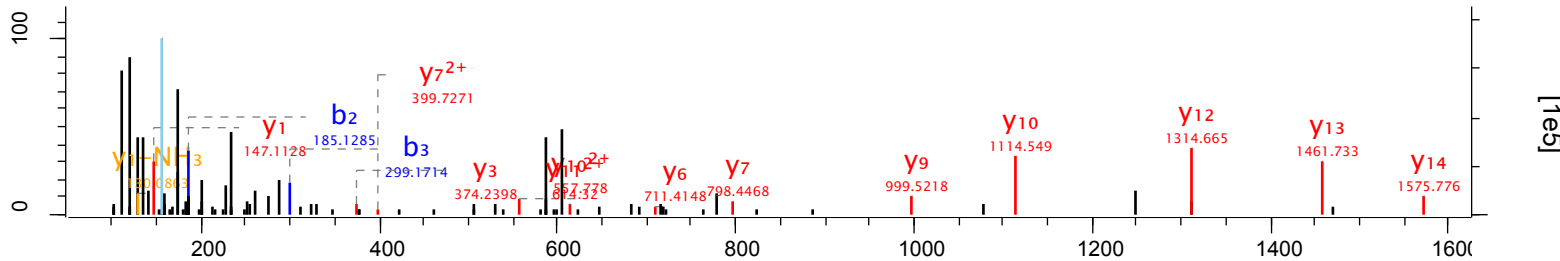


Raw file	Scan	Method	Score	m/z	Gene names
20120706_EXQ2_AtDe_SA_WTR_OG_pooled_final_2_8	40306	FTMS; HCD	75.53	701.36	Stxbp6

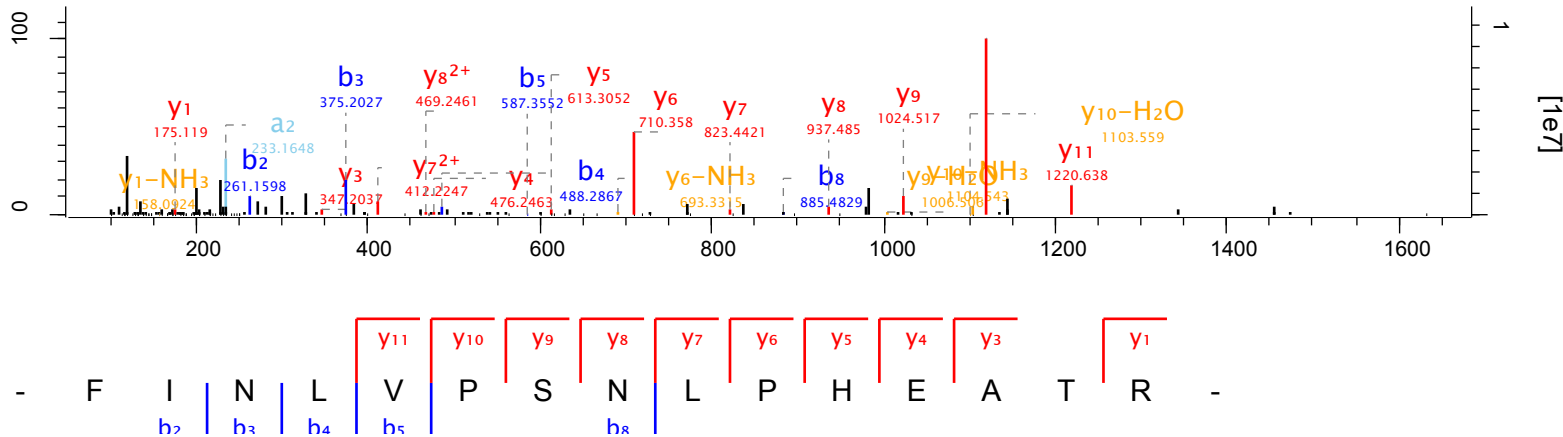


Sequence alignment showing fragmentation sites (y and b ions) and amino acid residues. The sequence is: - I M G G N S I L H S A A D S V T S A V. Fragmentation sites are indicated by brackets above the residues, with labels such as y<sub>20</sub> OX, y<sub>19</sub>, y<sub>18</sub><sup>2+</sup>, y<sub>14</sub><sup>2+</sup>, y<sub>13</sub>, y<sub>12</sub>, y<sub>11</sub>, y<sub>10</sub>, y<sub>9</sub>, y<sub>8</sub>, y<sub>6</sub>, y<sub>5</sub>, and y<sub>3</sub>. Blue labels b<sub>2</sub> and b<sub>9</sub><sup>2+</sup> are also present below the sequence.

Raw file	Scan	Method	Score	m/z	Gene names
20120706_EXQ2_AtDe_SA_WTR_OG_pooled_final_2_8	43382	FTMS; HCD	41.7	587.31	Fsd11

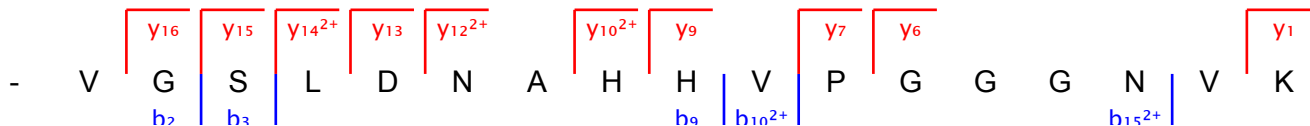
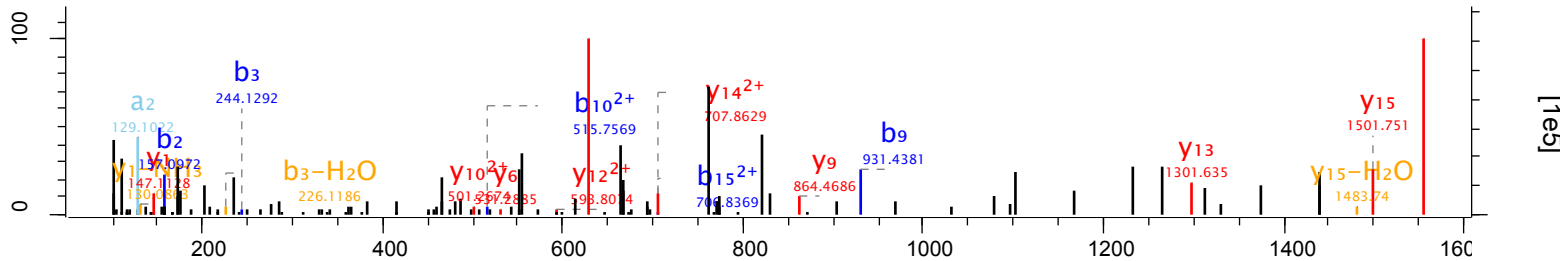


Raw file	Scan	Method	Score	m/z	Gene names
20120706_EXQ2_AtDe_SA_WTR_OG_pooled_final_2_8	46067	FTMS; HCD	89.91	569.98	Cyp2e1





Raw file	Scan	Method	Score	m/z	Gene names
20120706_EXQ2_AtDe_SA_WTR_OG_pooled_final_2_9	11576	FTMS; HCD	44.31	553.29	Map2



Raw file

Scan

Method

Score

m/z

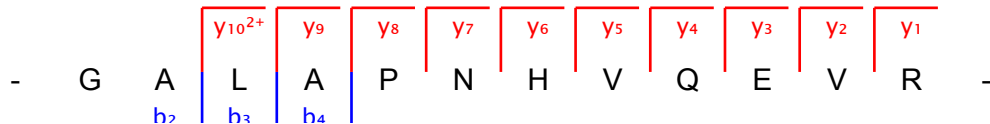
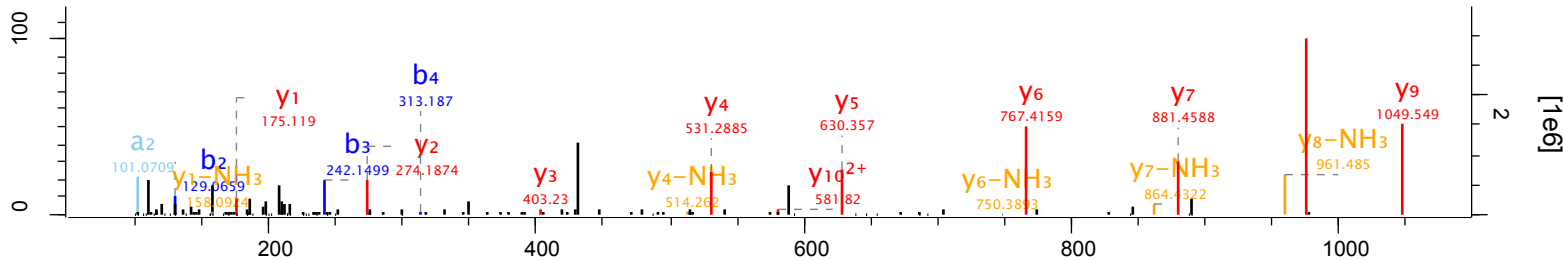
20120706\_EXQ2\_AtDe\_SA\_WTR\_OG\_pooled\_final\_2\_9

13451

FTMS; HCD

81.92

430.9



Raw file

Scan

Method

Score

m/z

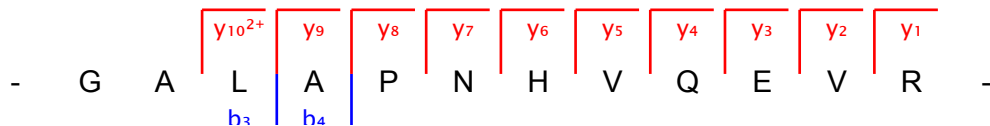
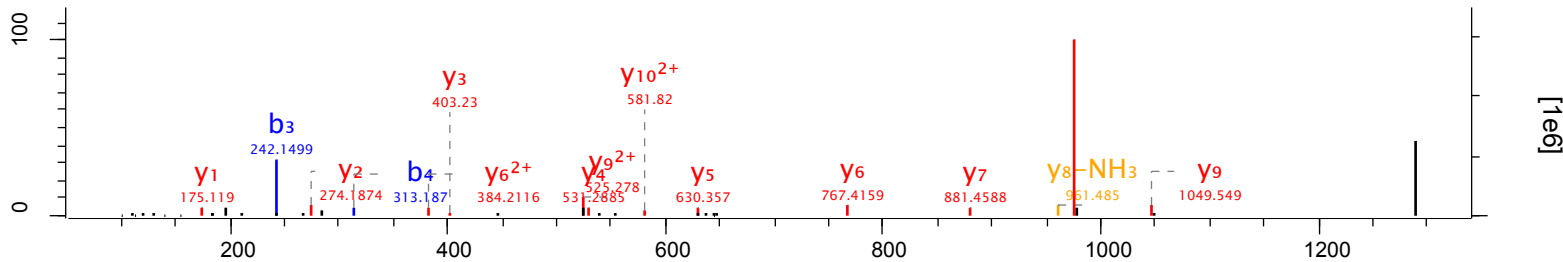
20120706\_EXQ2\_AtDe\_SA\_WTR\_OG\_pooled\_final\_2\_9

13468

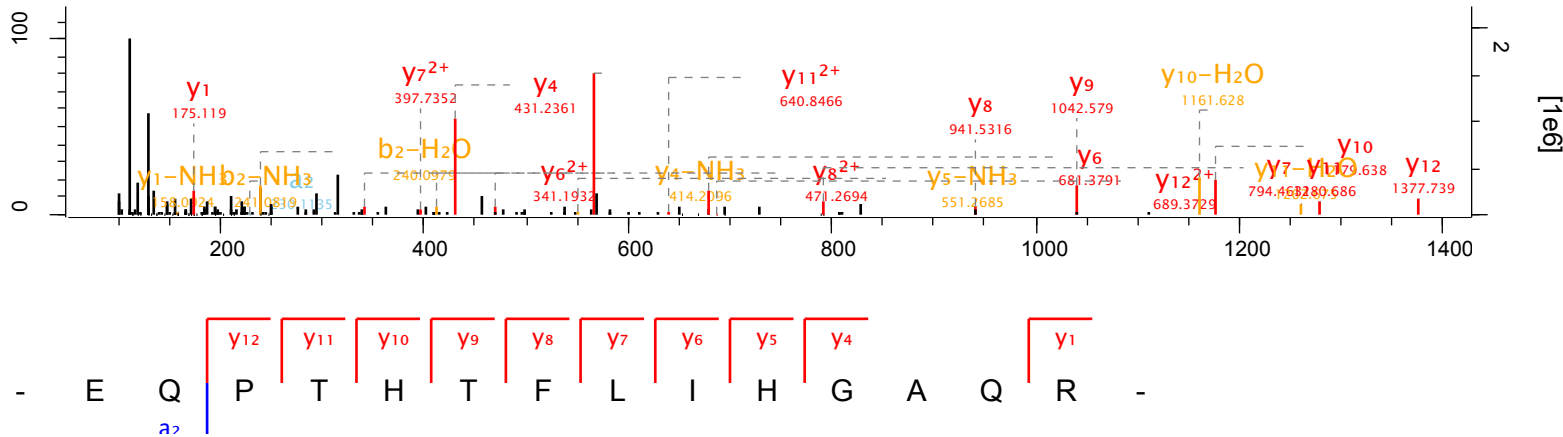
FTMS; HCD

81.92

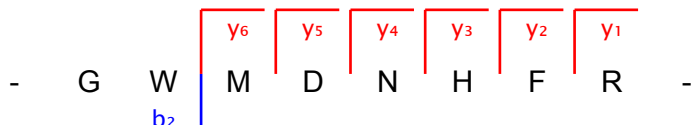
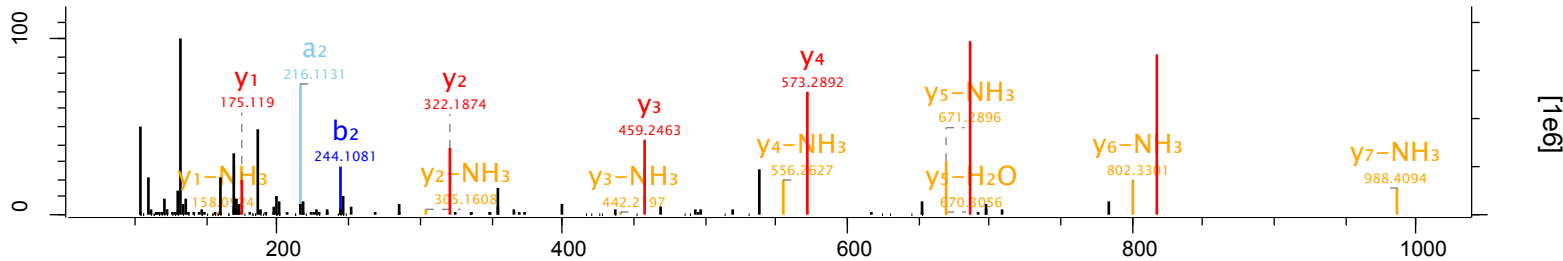
645.85



Raw file	Scan	Method	Score	m/z	Gene names
20120706_EXQ2_AtDe_SA_WTR_OG_pooled_final_2_9	17673	FTMS; HCD	74.99	409.88	Slc27a3



Raw file	Scan	Method	Score	m/z	Gene names
20120706_EXQ2_AtDe_SA_WTR_OG_pooled_final_2_9	23675	FTMS; HCD	75.11	354.82	Apoc3



Raw file

Scan

Method

Score

m/z

Gene names

20120706\_EXQ2\_AtDe\_SA\_WTR\_OG\_pooled\_final\_2\_9

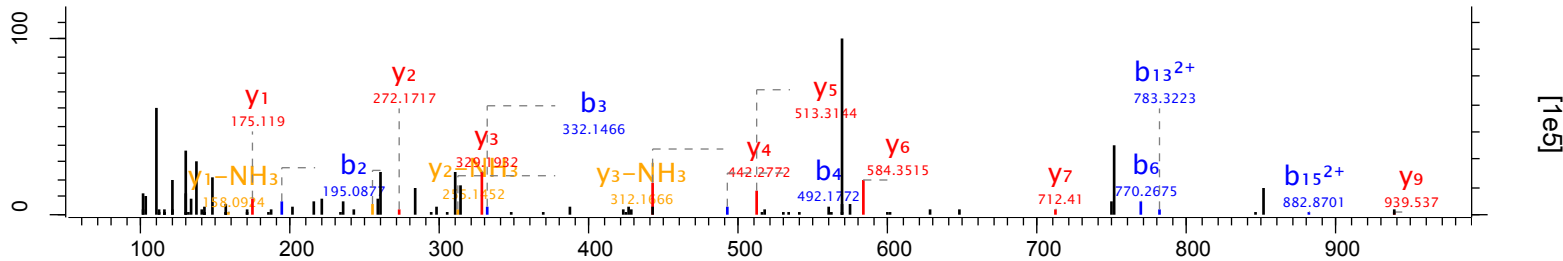
24973

FTMS; HCD

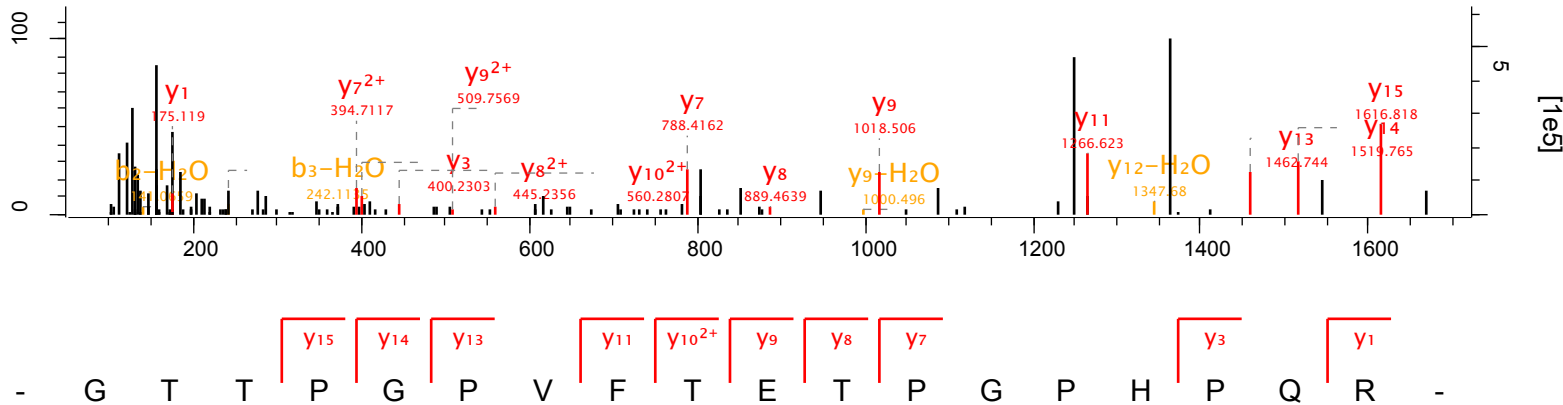
29.09

570.33

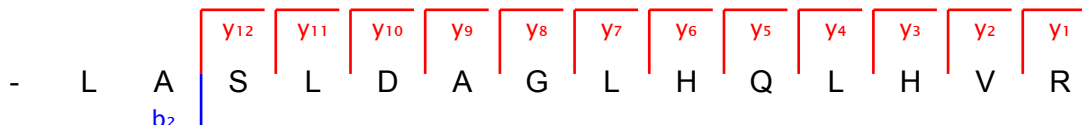
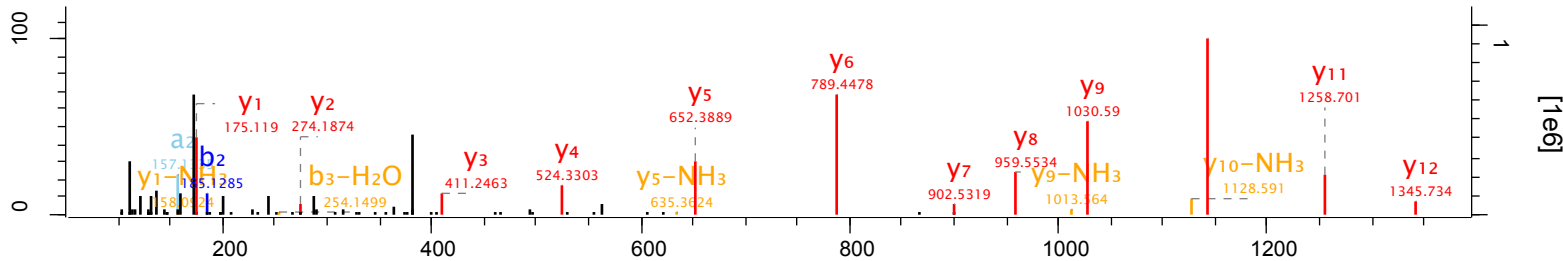
Zdhhc24



Raw file	Scan	Method	Score	m/z	Gene names
20120706_EXQ2_AtDe_SA_WTR_OG_pooled_final_2_9	25905	FTMS; HCD	42.06	625.98	Ripk3

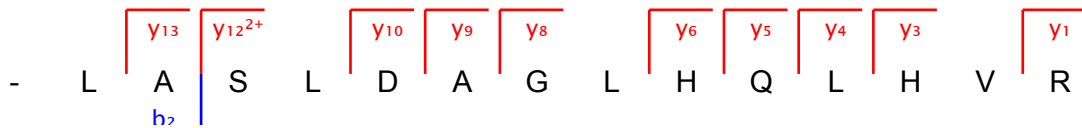
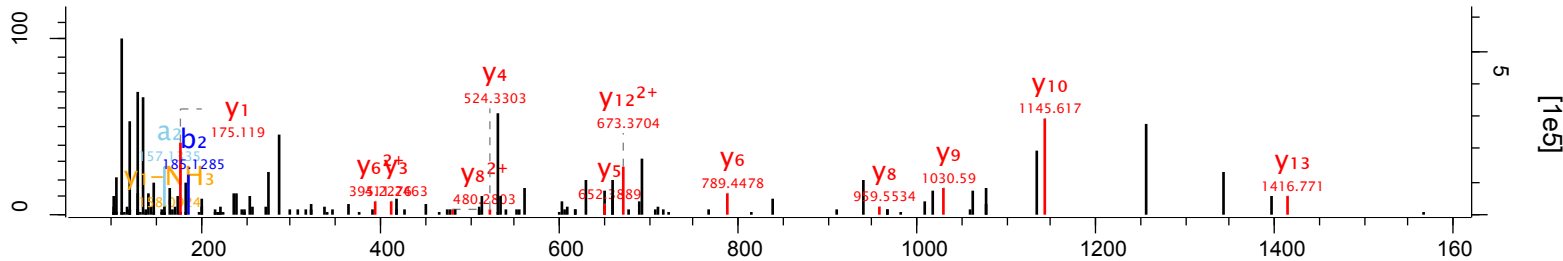


Raw file	Scan	Method	Score	m/z	Gene names
20120706_EXQ2_AtDe_SA_WTR_OG_pooled_final_2_9	33441	FTMS; HCD	92.86	383.47	Clec11a

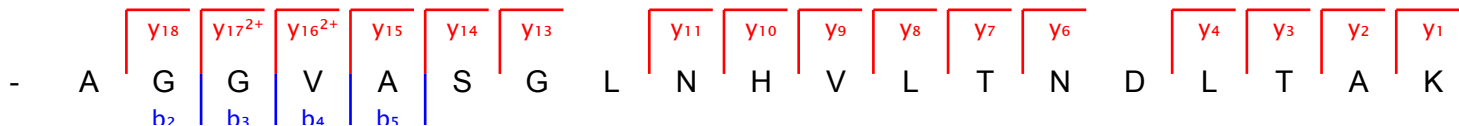
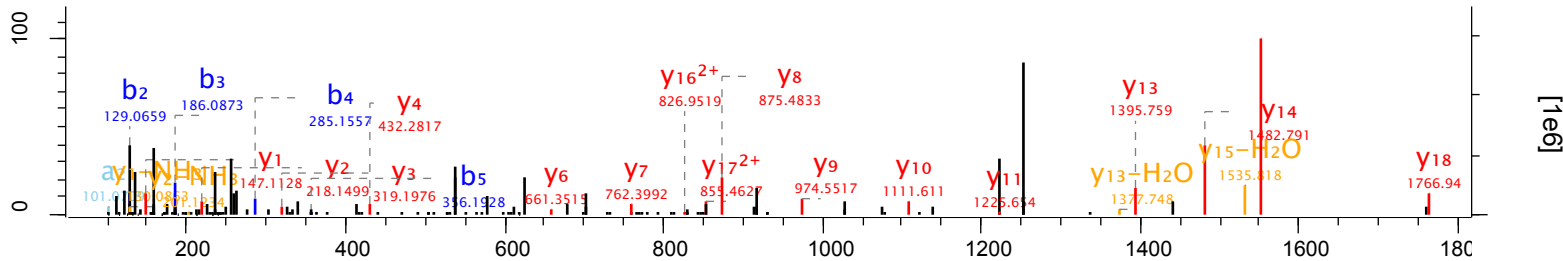




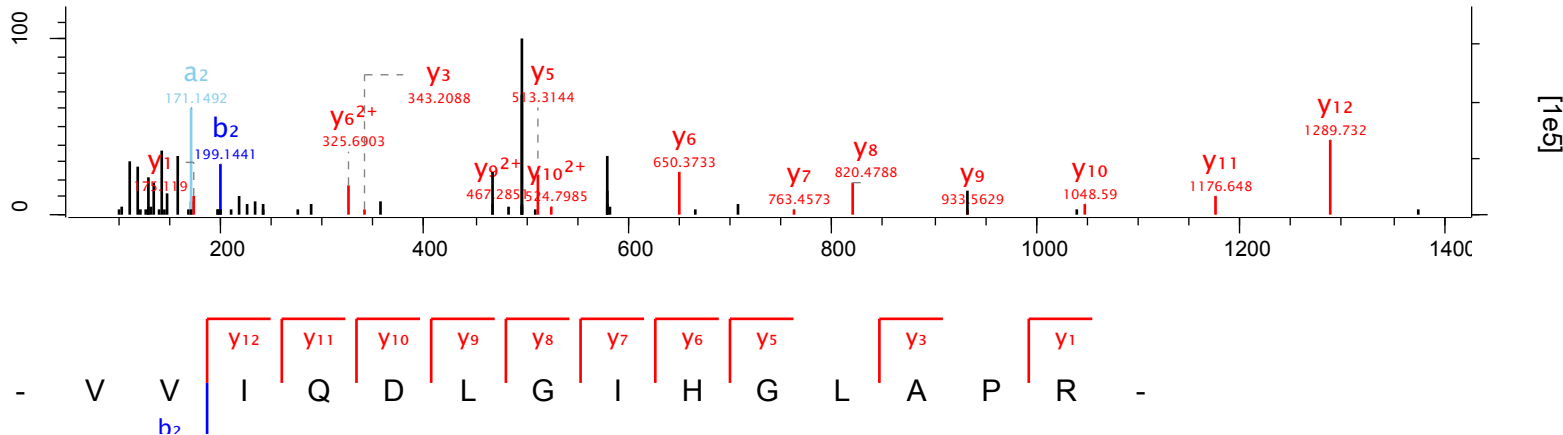
Raw file	Scan	Method	Score	m/z	Gene names
20120706_EXQ2_AtDe_SA_WTR_OG_pooled_final_2_9	33486	FTMS; HCD	42.47	510.58	Clec11a



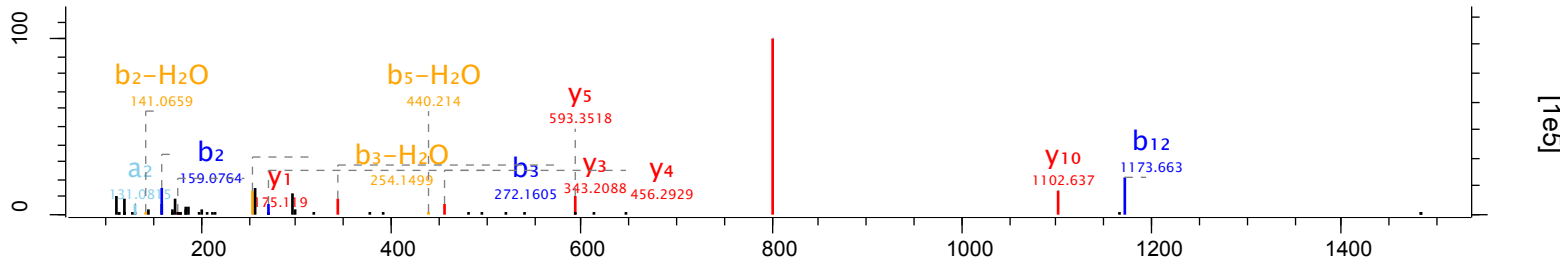
Raw file	Scan	Method	Score	m/z	Gene names
20120706_EXQ2_AtDe_SA_WTR_OG_pooled_final_2_9	39328	FTMS; HCD	53.77	613.33	Scin



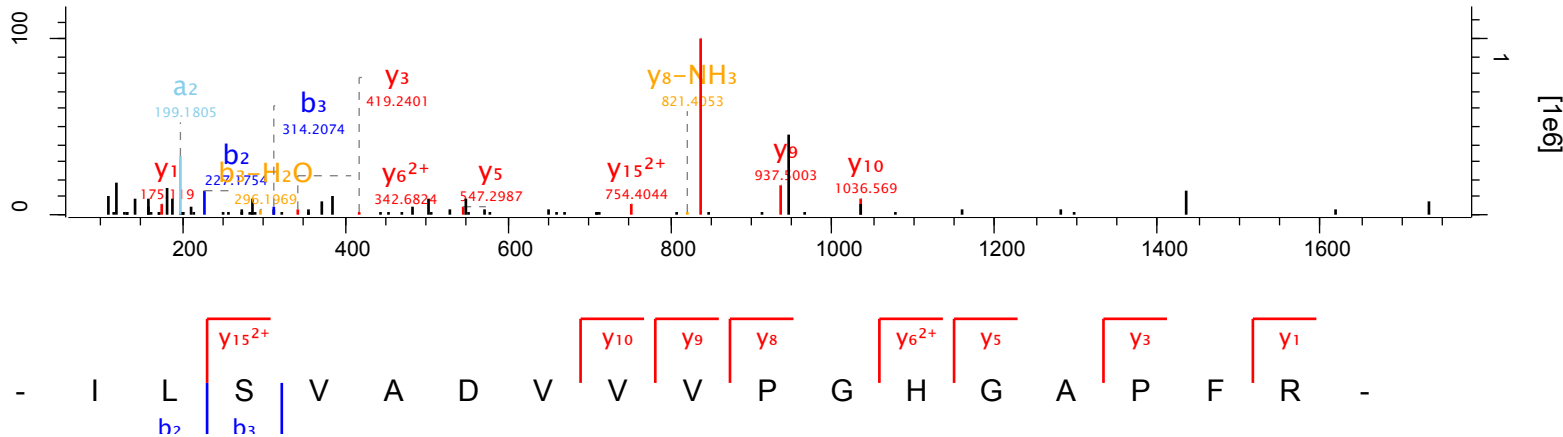
Raw file	Scan	Method	Score	m/z	Gene names
20120706_EXQ2_AtDe_SA_WTR_OG_pooled_final_2_9	43186	FTMS; HCD	58.32	496.63	Dchs1



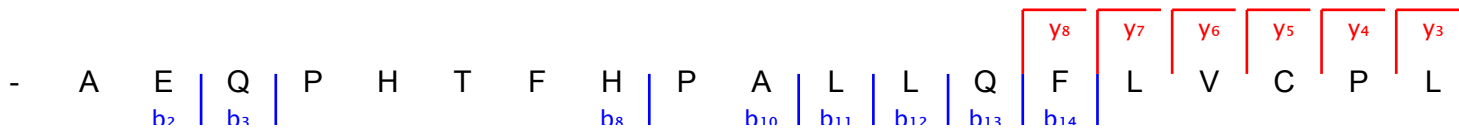
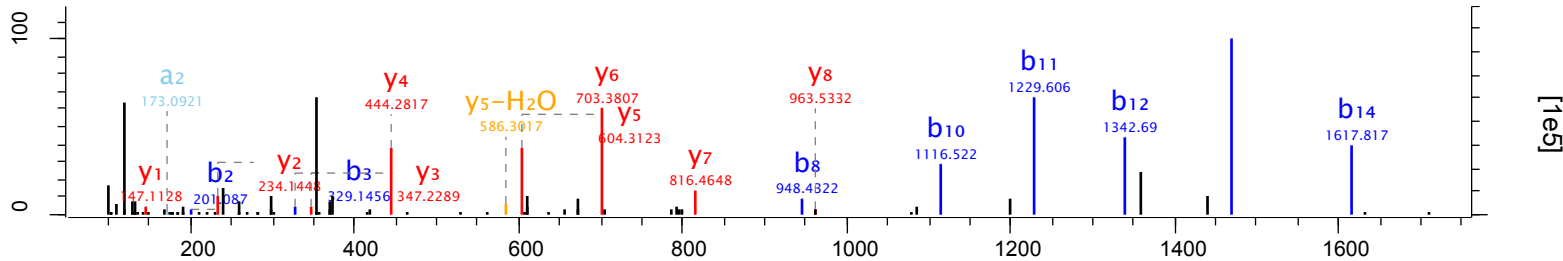
Raw file	Scan	Method	Score	m/z	Gene names
20120706_EXQ2_AtDe_SA_WTR_OG_pooled_final_2_9	51094	FTMS; HCD	34.43	482.62	Znrf1



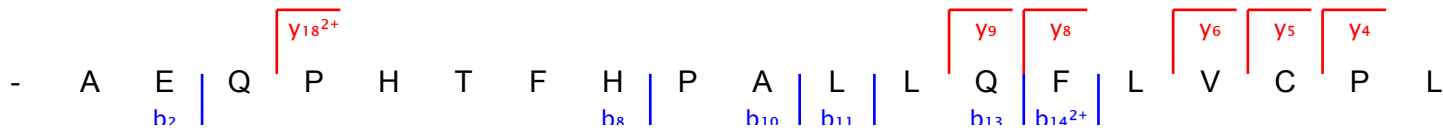
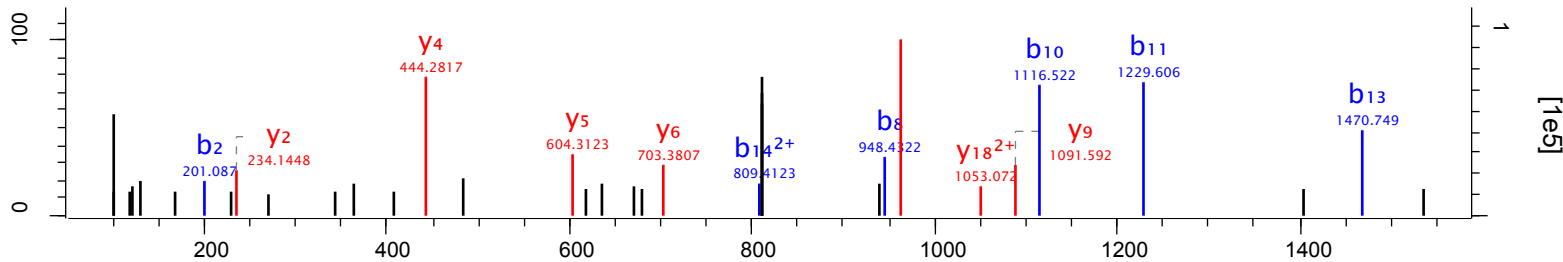
Raw file	Scan	Method	Score	m/z	Gene names
20120706_EXQ2_AtDe_SA_WTR_OG_pooled_final_2_9	52300	FTMS; HCD	45.61	578.66	Mblac1



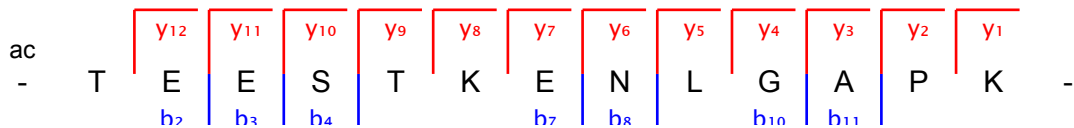
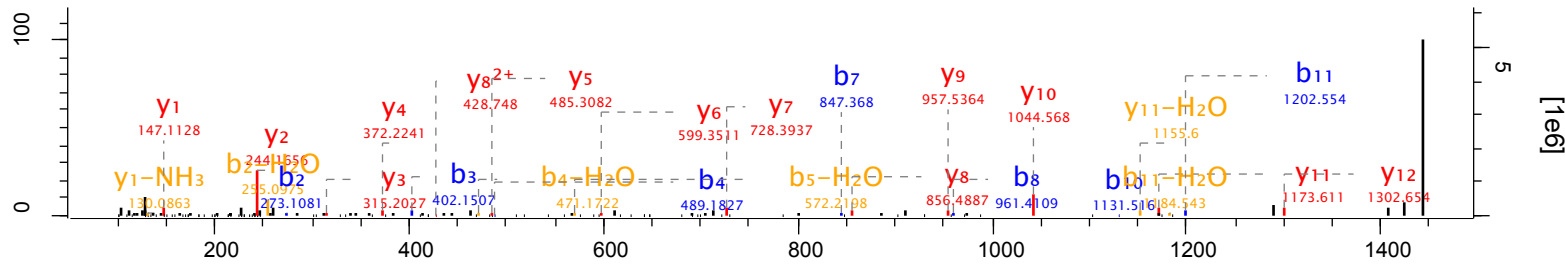
Raw file	Scan	Method	Score	m/z	Gene names
20120706_EXQ2_AtDe_SA_WTR_OG_pooled_final_2_9	59504	FTMS; HCD	38.67	609.58	Pyurf



Raw file	Scan	Method	Score	m/z	Gene names
20120706_EXQ2_AtDe_SA_WTR_OG_pooled_final_2_9	59514	FTMS; HCD	41.62	812.1	Pyurf

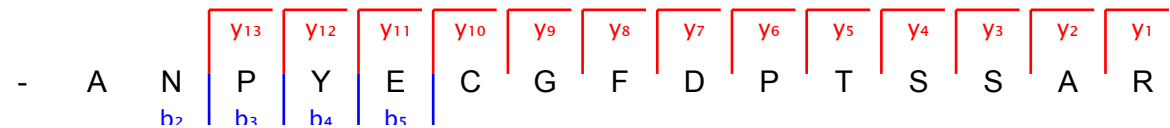
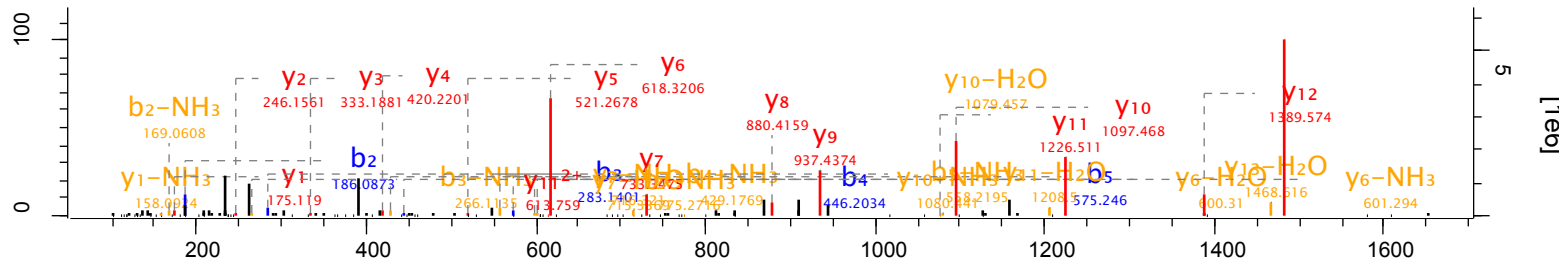


Raw file	Scan	Method	Score	m/z	Gene names
20120720_EXQ2_AtDe_SA_WTR_OG_pooled_final_3_1	12345	FTMS; HCD	110.25	723.36	Tmem100





Raw file	Scan	Method	Score	m/z	Gene names
20120720_EXQ2_AtDe_SA_WTR_OG_pooled_final_3_1	25760	FTMS; HCD	130.27	836.86	mt-Nd3;Mtn



Raw file

20120720\_EXQ2\_AtDe\_SA\_WTR\_OG\_pooled\_final\_3\_1

Scan

36500

Method

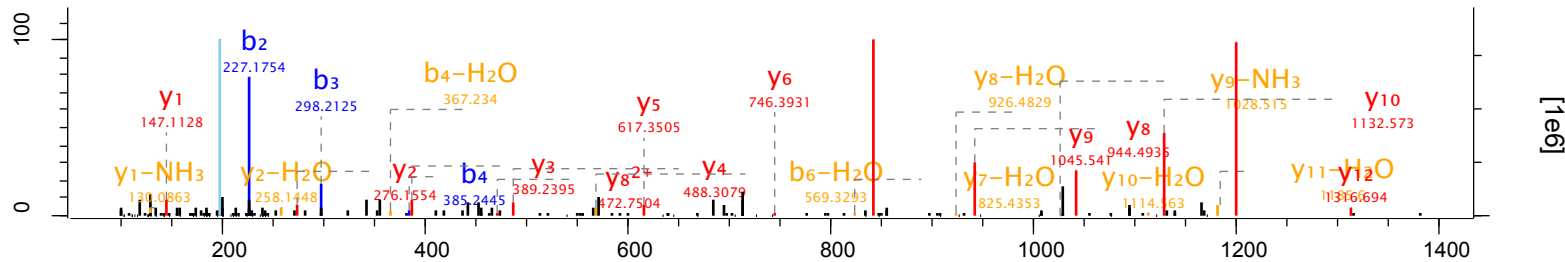
FTMS; HCD

Score

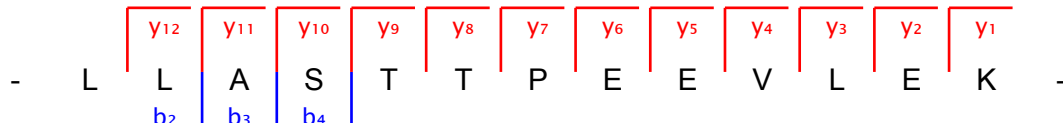
87.99

m/z

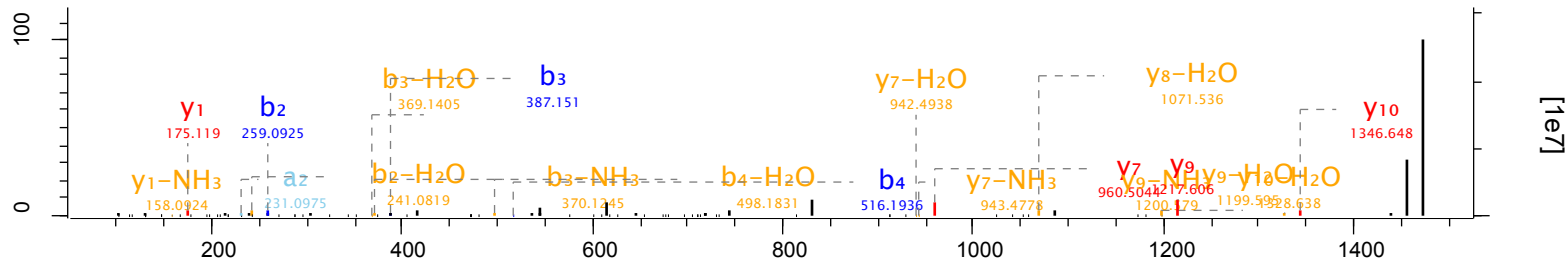
715.39



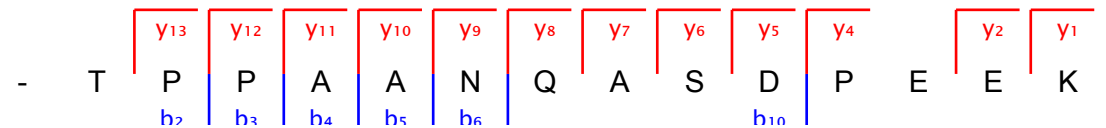
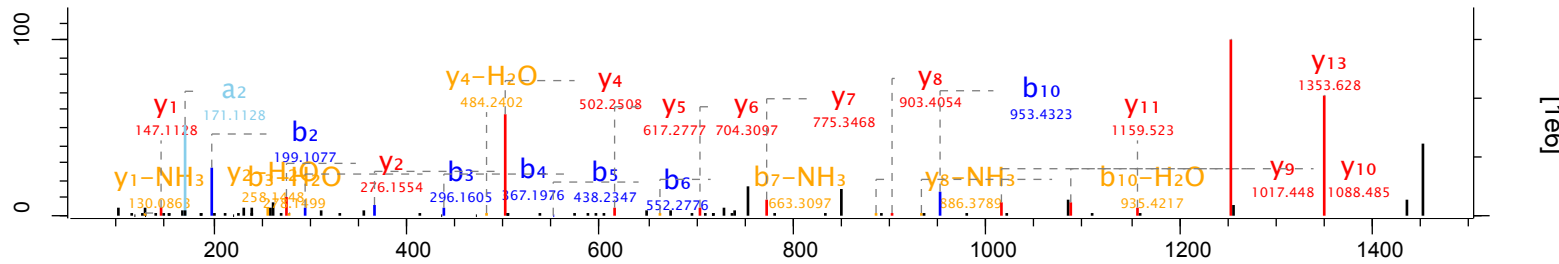
[1e6]



Raw file	Scan	Method	Score	m/z	Gene names
20120720_EXQ2_AtDe_SA_WTR_OG_pooled_final_3_1	4562	FTMS; HCD	101.38	738.35	Tdrd5



Raw file	Scan	Method	Score	m/z	Gene names
20120720_EXQ2_AtDe_SA_WTR_OG_pooled_final_3_1	5999	FTMS; HCD	102.65	727.84	Pcp41l



Raw file

20120720\_EXQ2\_AtDe\_SA\_WTR\_OG\_pooled\_final\_3\_1

Scan

64490

Method

FTMS; HCD

Score

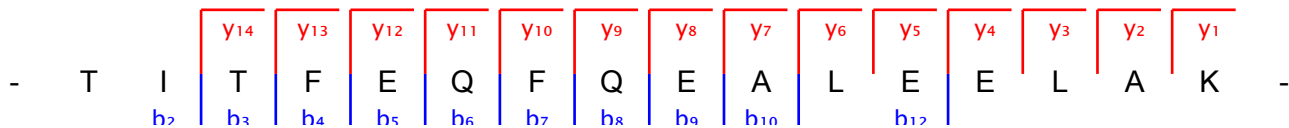
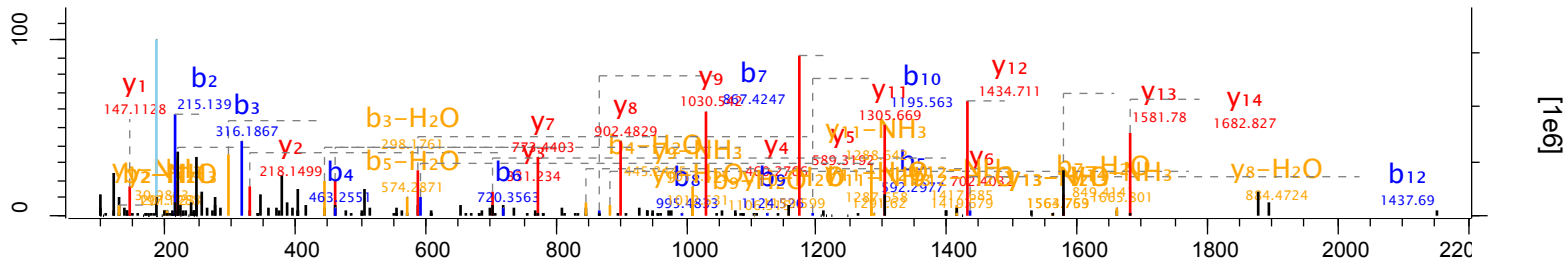
209.89

m/z

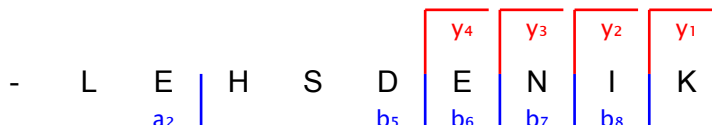
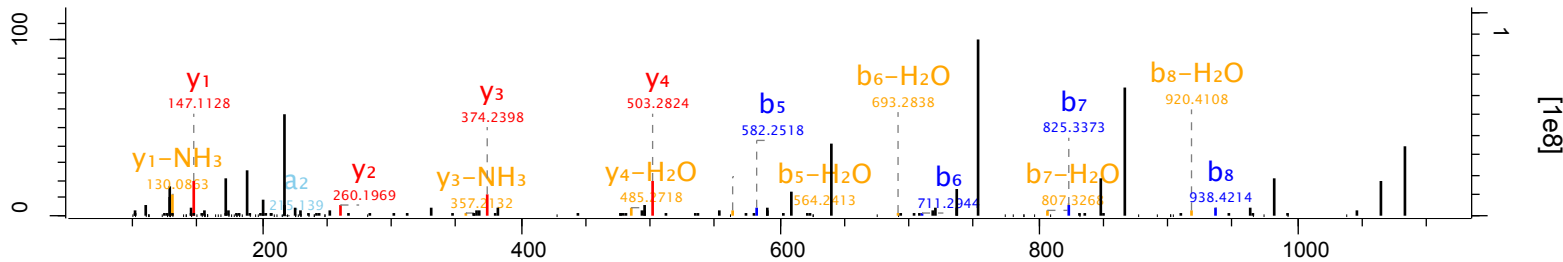
949.49

Gene names

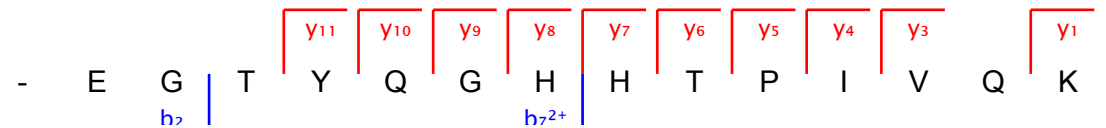
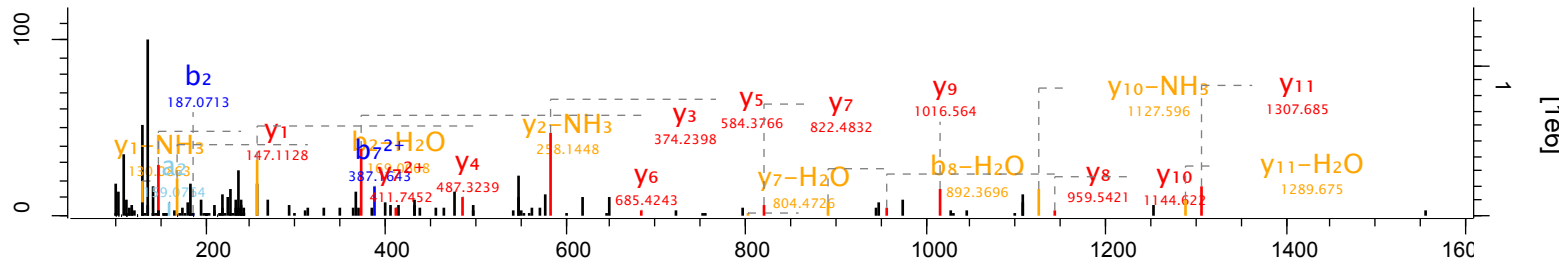
Tppp



Raw file	Scan	Method	Score	m/z	Gene names
20120720_EXQ2_AtDe_SA_WTR_OG_pooled_final_3_1	7383	FTMS; HCD	76.22	542.77	Rgs13



Raw file	Scan	Method	Score	m/z	Gene names
20120720_EXQ2_AtDe_SA_WTR_OG_pooled_final_3_10	4287	FTMS; HCD	68.28	399.45	mt-Co3;Mtco



Raw file

Scan

Method

Score

m/z

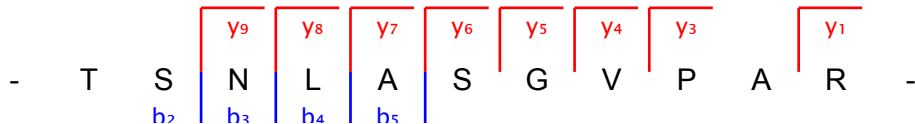
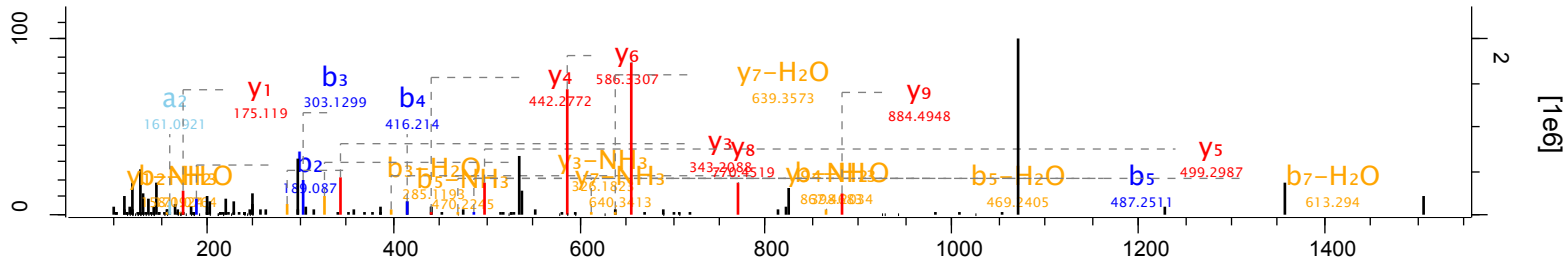
20120720\_EXQ2\_AtDe\_SA\_WTR\_OG\_pooled\_final\_3\_11

11468

FTMS; HCD

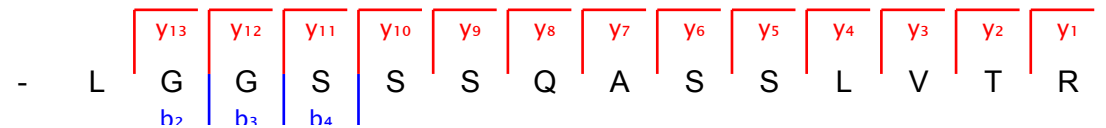
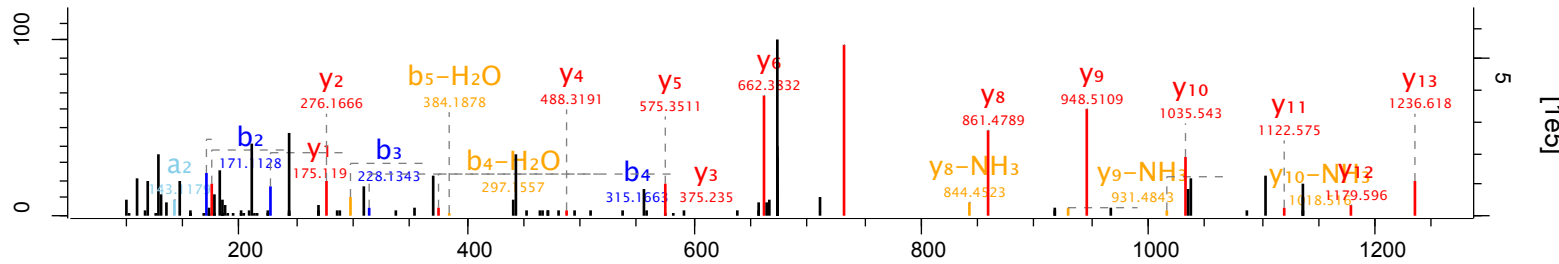
72.19

536.79

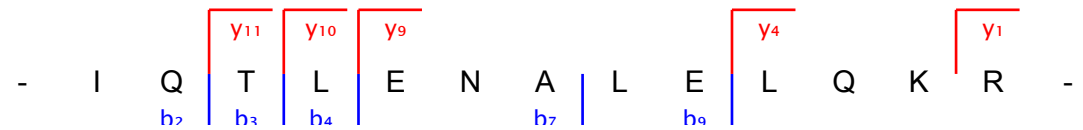
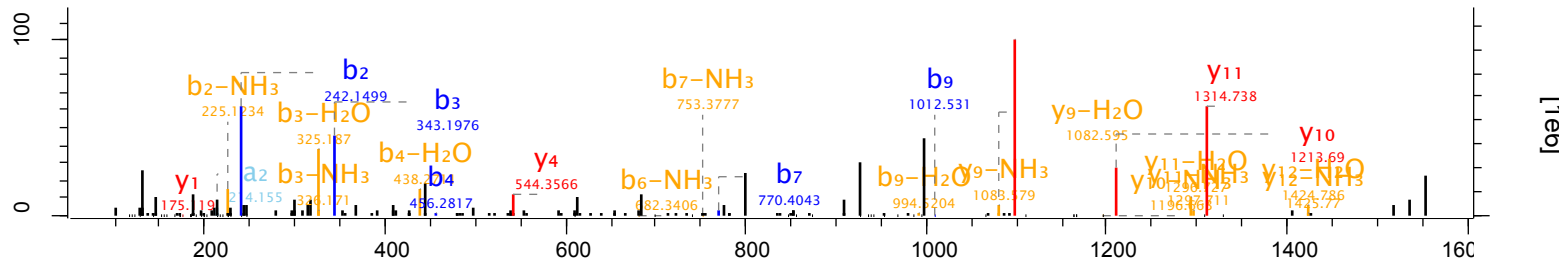




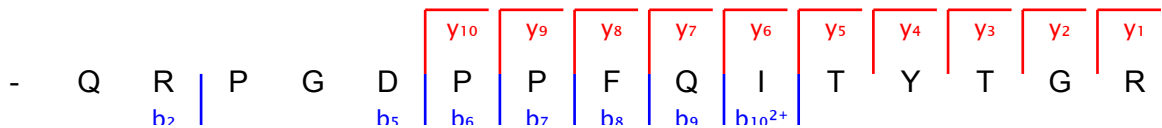
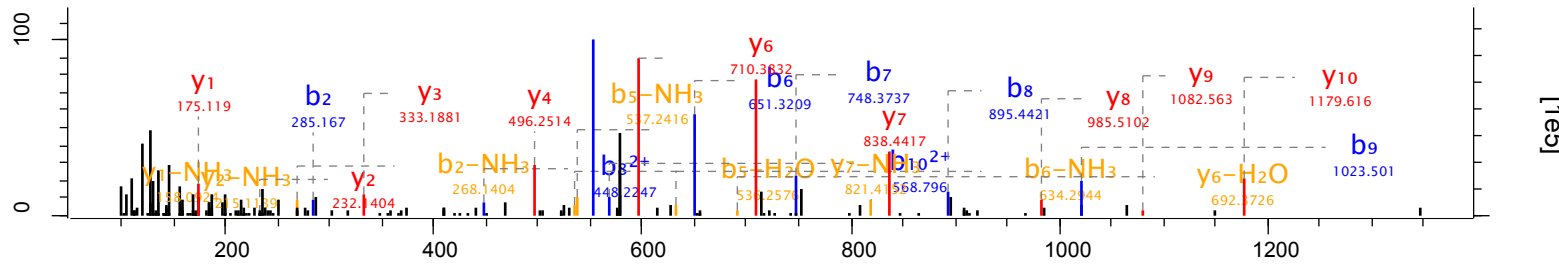
Raw file	Scan	Method	Score	m/z	Gene names
20120720_EXQ2_AtDe_SA_WTR_OG_pooled_final_3_11	14802	FTMS; HCD	71.53	674.91	Stap2



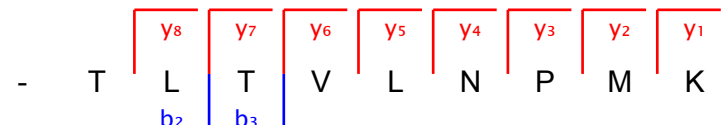
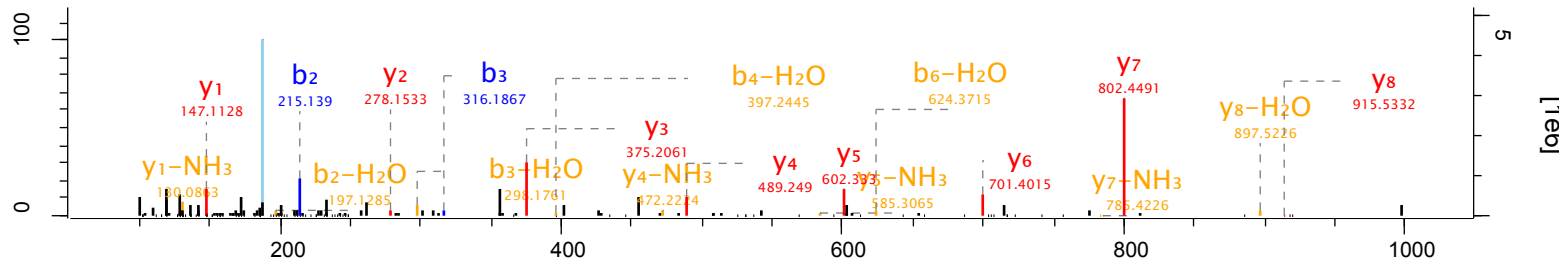
Raw file	Scan	Method	Score	m/z	Gene names
20120720_EXQ2_AtDe_SA_WTR_OG_pooled_final_3_11	25490	FTMS; HCD	78.96	778.44	Fam184b



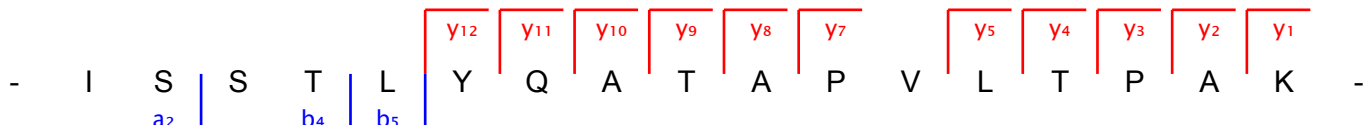
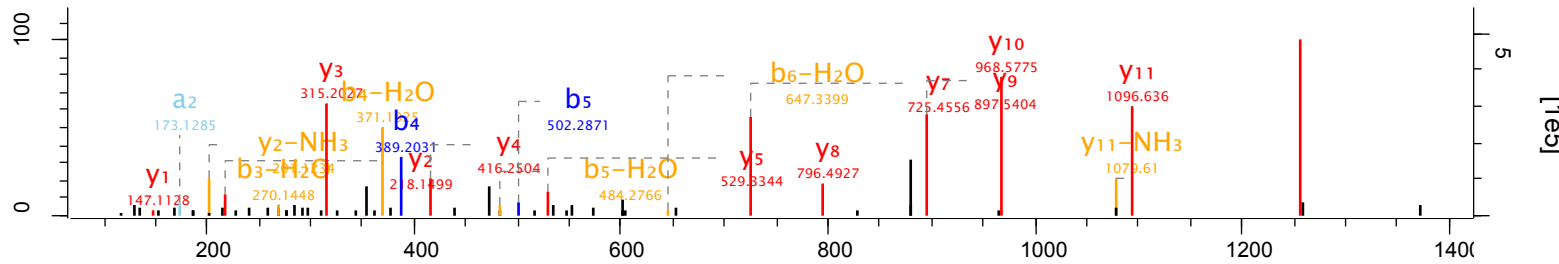
Raw file	Scan	Method	Score	m/z	Gene names
20120720_EXQ2_AtDe_SA_WTR_OG_pooled_final_3_11	29711	FTMS; HCD	79.32	578.3	Fap



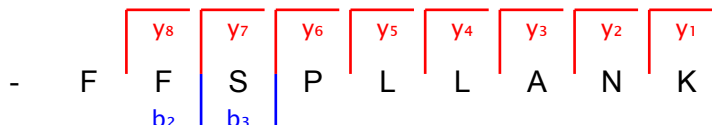
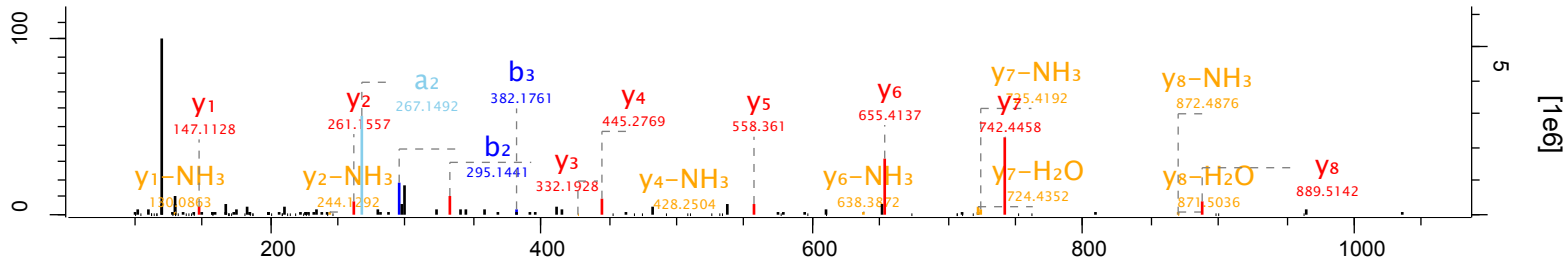
Raw file	Scan	Method	Score	m/z	Gene names
20120720_EXQ2_AtDe_SA_WTR_OG_pooled_final_3_11	33040	FTMS; HCD	106.6	508.8	Yipf7



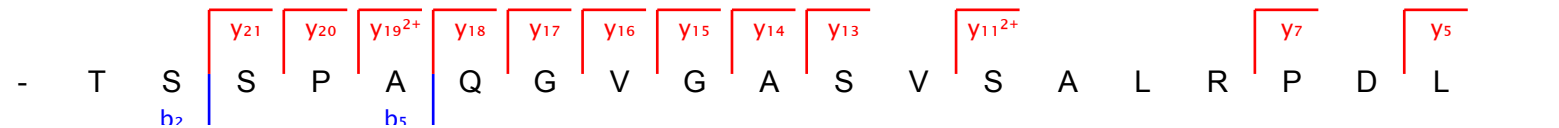
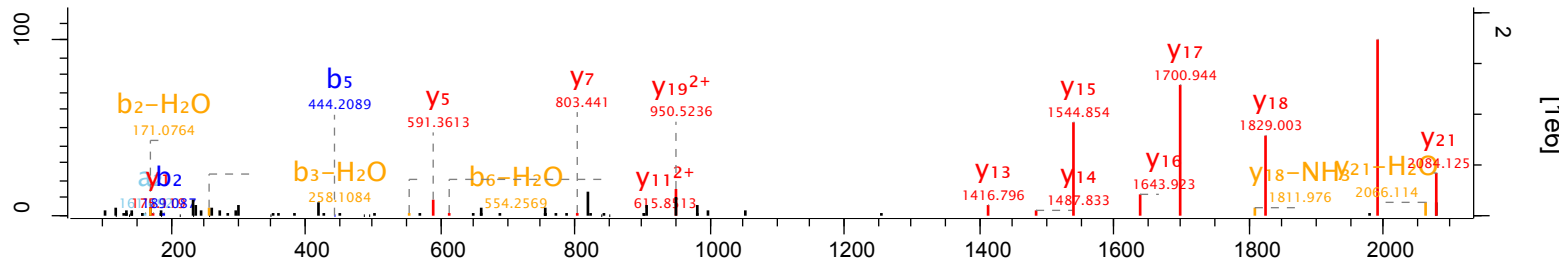
Raw file	Scan	Method	Score	m/z	Gene names
20120720_EXQ2_AtDe_SA_WTR_OG_pooled_final_3_11	41849	FTMS; HCD	73.28	880.99	Krtcap2



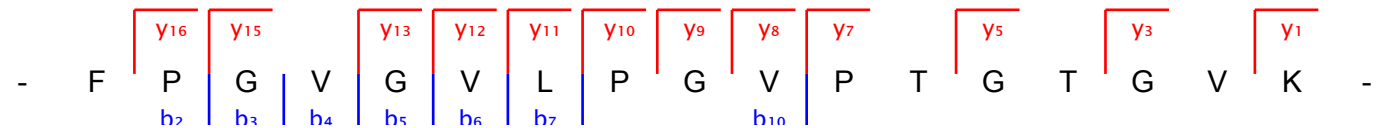
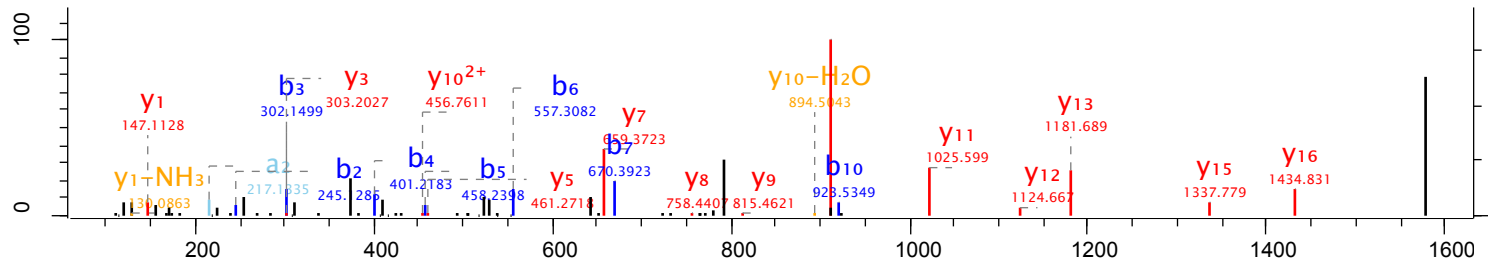
Raw file	Scan	Method	Score	m/z	Gene names
20120720_EXQ2_AtDe_SA_WTR_OG_pooled_final_3_11	41979	FTMS; HCD	99.14	518.8	Rhag



Raw file	Scan	Method	Score	m/z	Gene names
20120720_EXQ2_AtDe_SA_WTR_OG_pooled_final_3_11	49913	FTMS; HCD	43.35	758.07	PIIp



Raw file	Scan	Method	Score	m/z	Gene names
20120720_EXQ2_AtDe_SA_WTR_OG_pooled_final_3_11	53442	FTMS; HCD	81.66	791.45	Eln





Raw file

Scan

Method

Score

m/z

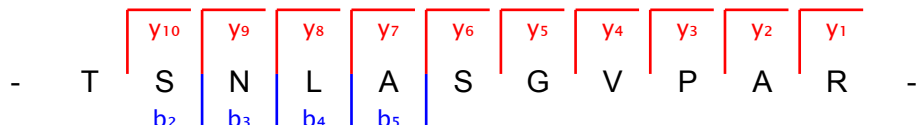
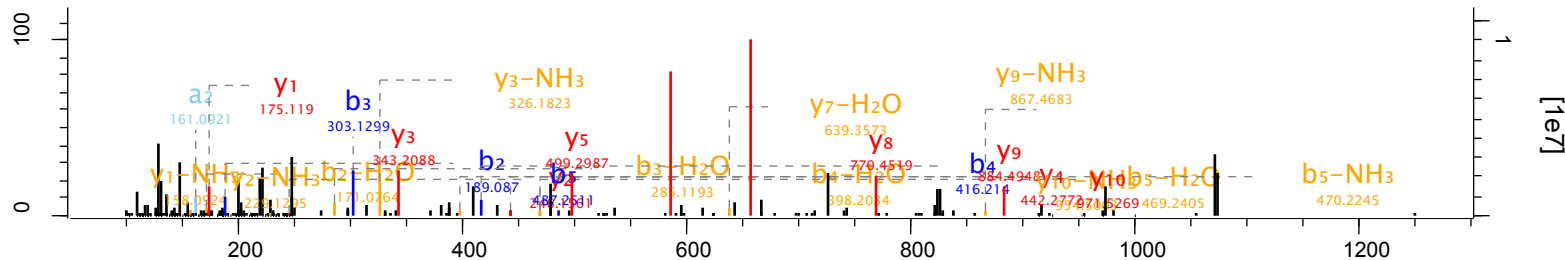
20120720\_EXQ2\_AtDe\_SA\_WTR\_OG\_pooled\_final\_3\_12

10096

FTMS; HCD

72.85

536.79



Raw file

Scan

Method

Score

m/z

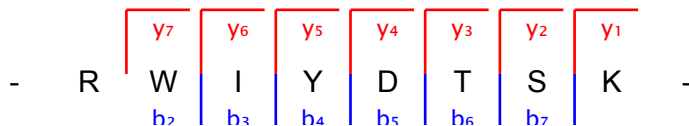
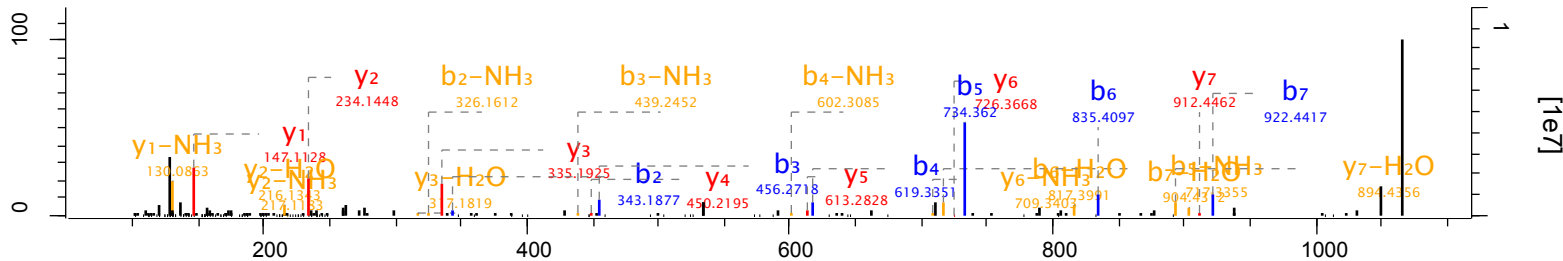
20120720\_EXQ2\_AtDe\_SA\_WTR\_OG\_pooled\_final\_3\_12

11217

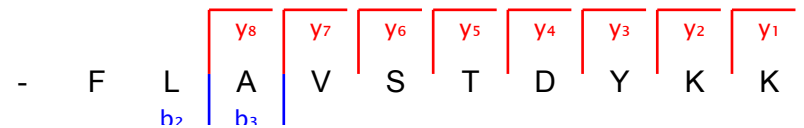
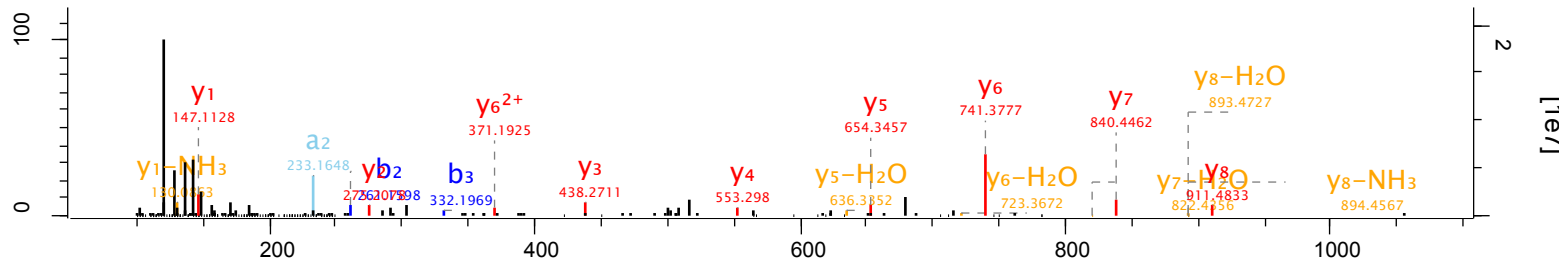
FTMS; HCD

150.27

534.78



Raw file	Scan	Method	Score	m/z	Gene names
20120720_EXQ2_AtDe_SA_WTR_OG_pooled_final_3_12	16175	FTMS; HCD	98.05	391.22	Ndufa4l2



Raw file

Scan

Method

Score

m/z

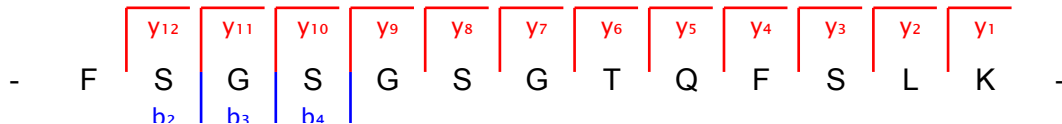
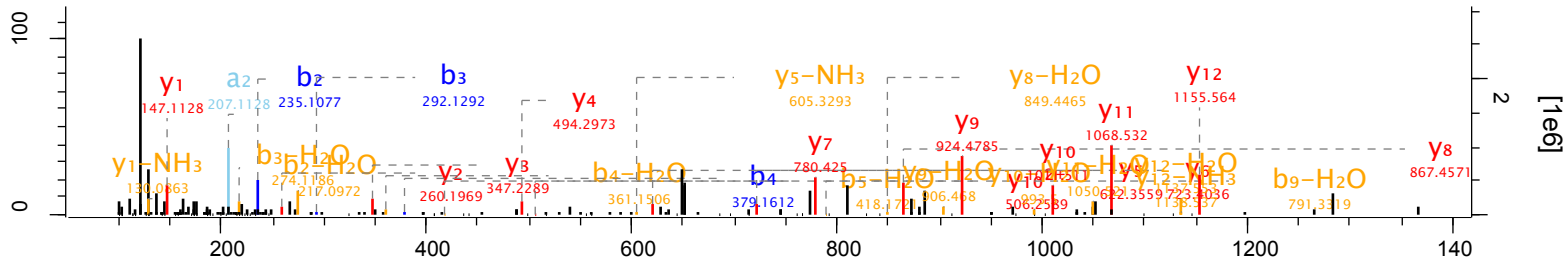
20120720\_EXQ2\_AtDe\_SA\_WTR\_OG\_pooled\_final\_3\_12

21919

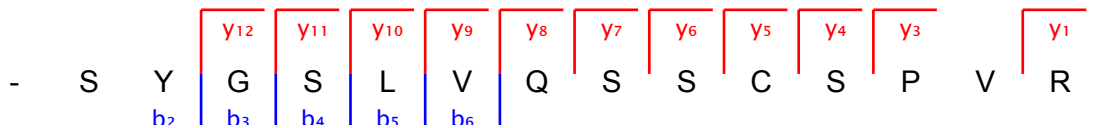
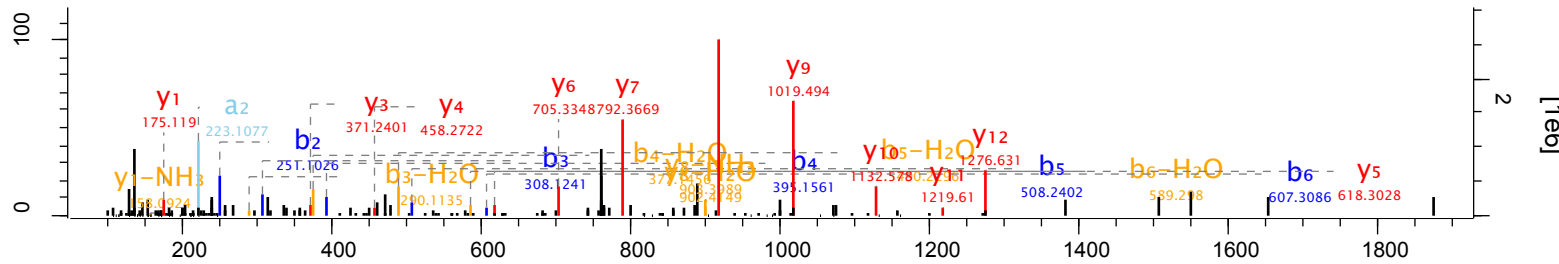
FTMS; HCD

121.56

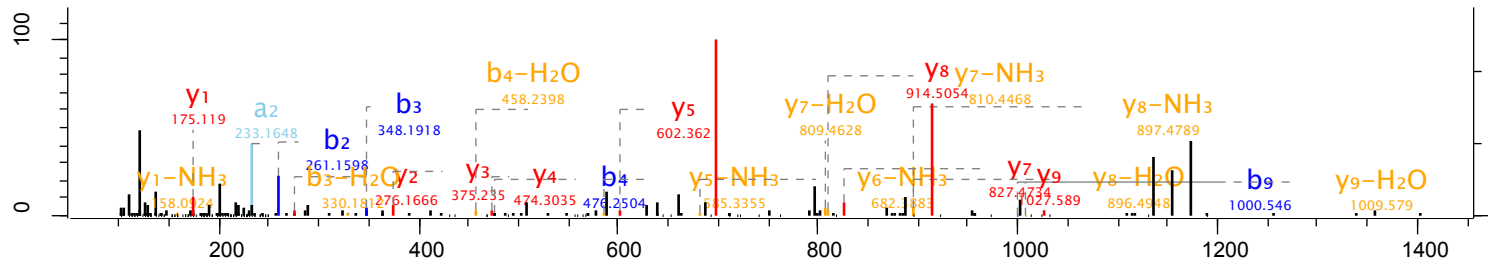
651.82



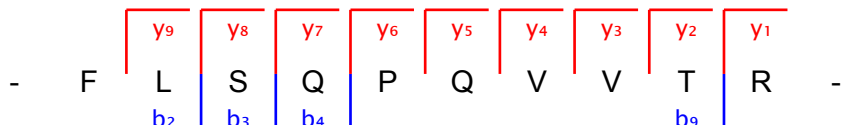
Raw file	Scan	Method	Score	m/z	Gene names
20120720_EXQ2_AtDe_SA_WTR_OG_pooled_final_3_12	21975	FTMS; HCD	130.2	763.87	Lysmd1



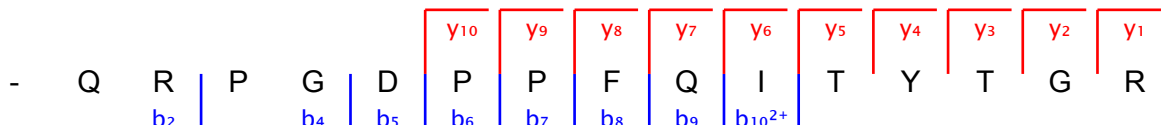
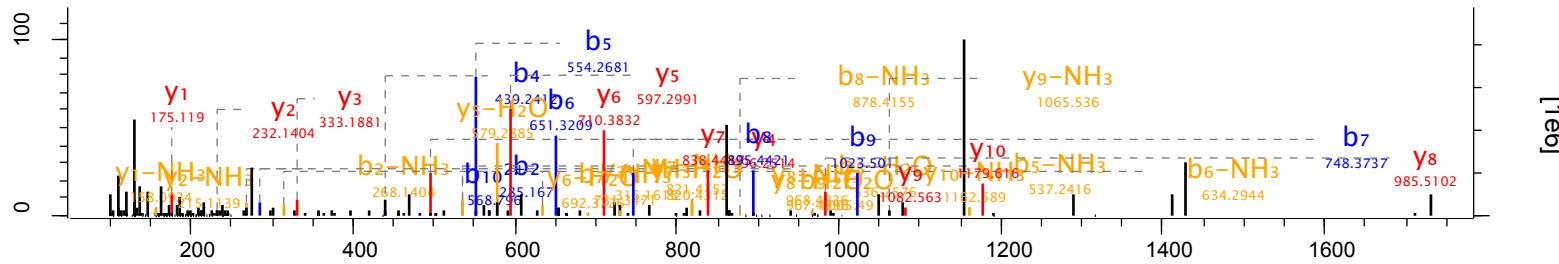
Raw file	Scan	Method	Score	m/z	Gene names
20120720_EXQ2_AtDe_SA_WTR_OG_pooled_final_3_12	22286	FTMS; HCD	96.95	587.83	Syngn2



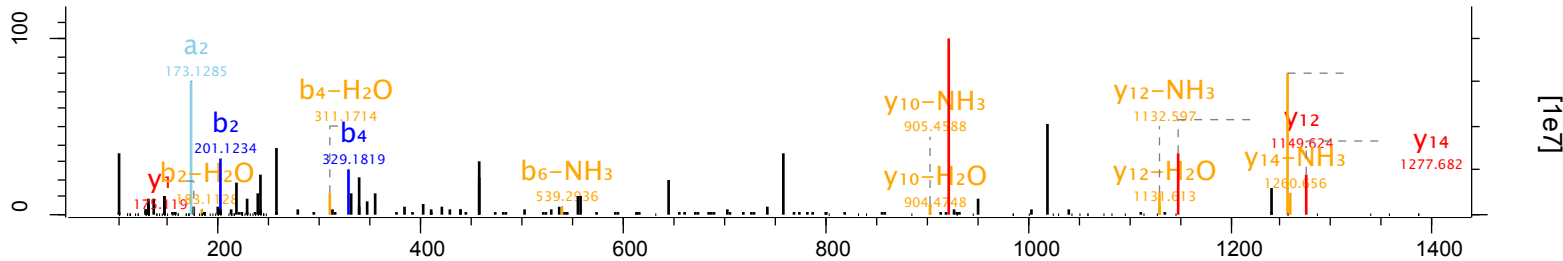
[1e7]



Raw file	Scan	Method	Score	m/z	Gene name
20120720_EXQ2_AtDe_SA_WTR_OG_pooled_final_3_12	29088	FTMS; HCD	121.82	578.63	Fap

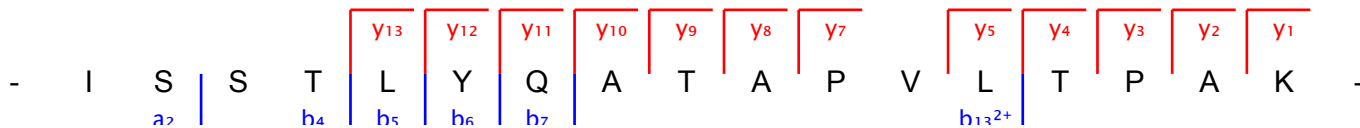
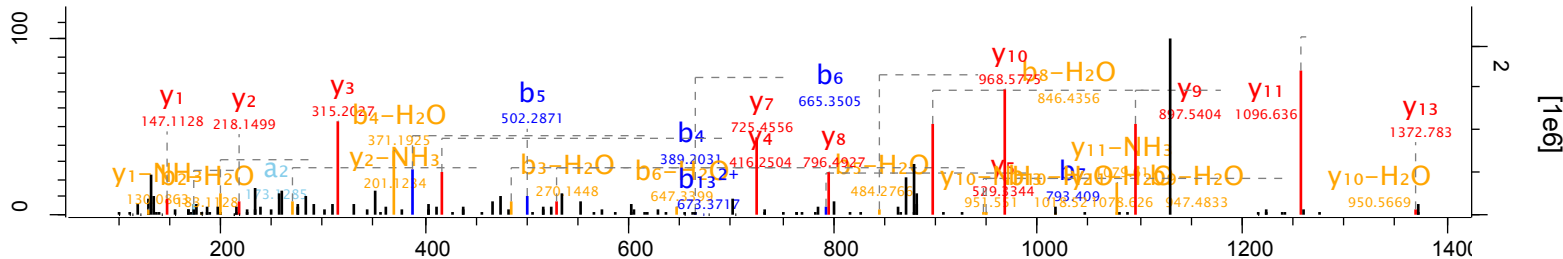


Raw file	Scan	Method	Score	m/z	Gene names
20120720_EXQ2_AtDe_SA_WTR_OG_pooled_final_3_12	33832	FTMS; HCD	54.9	739.4	Gdf7

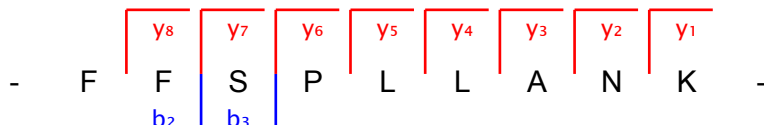
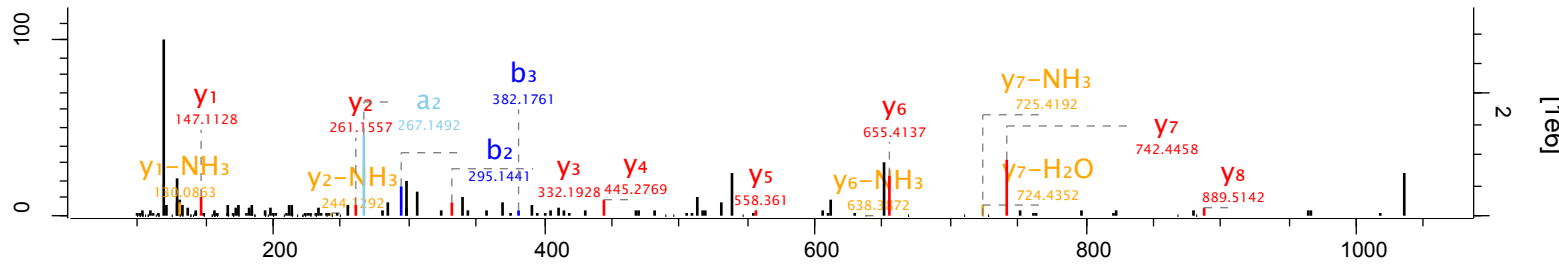




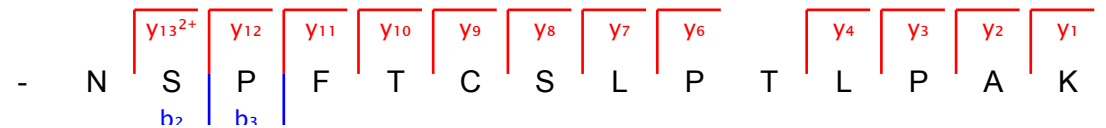
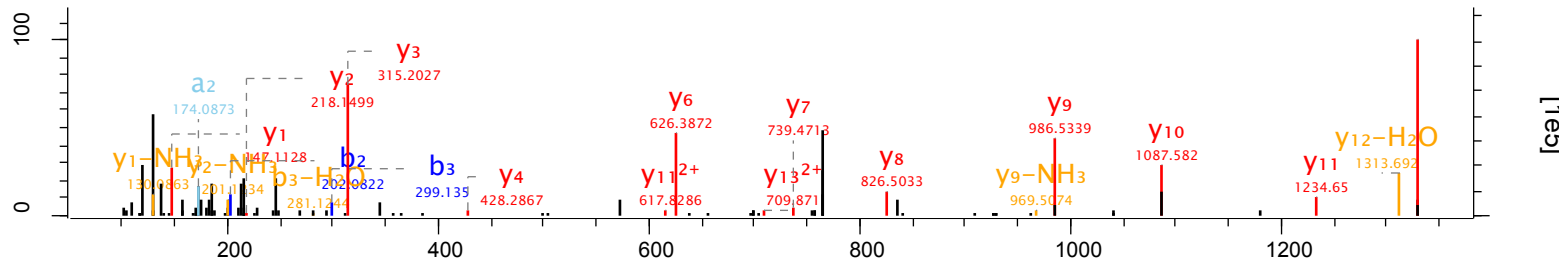
Raw file	Scan	Method	Score	m/z	Gene names
20120720_EXQ2_AtDe_SA_WTR_OG_pooled_final_3_12	41688	FTMS; HCD	83.25	881.5	Krtcap2



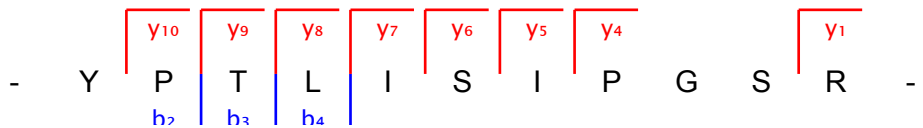
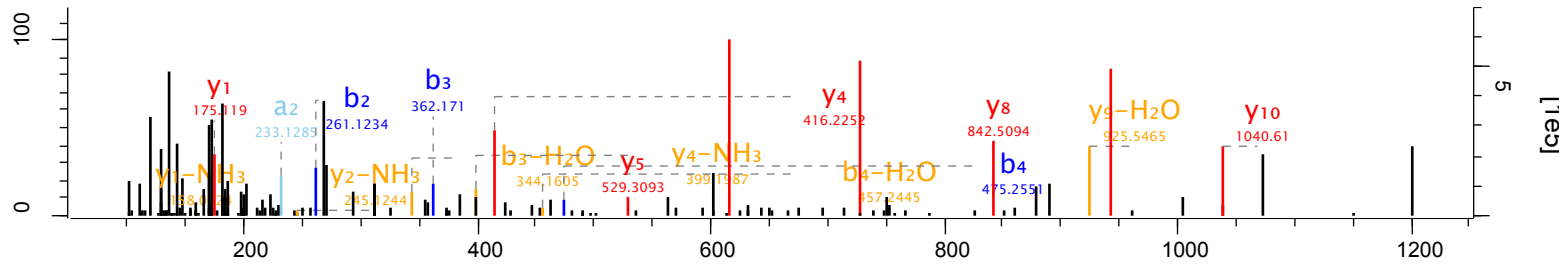
Raw file	Scan	Method	Score	m/z	Gene names
20120720_EXQ2_AtDe_SA_WTR_OG_pooled_final_3_12	41815	FTMS; HCD	66.3	518.79	Rhag



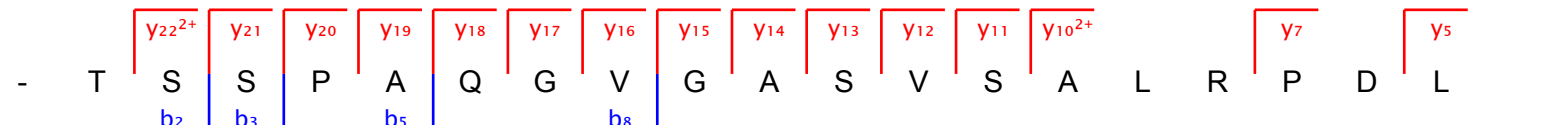
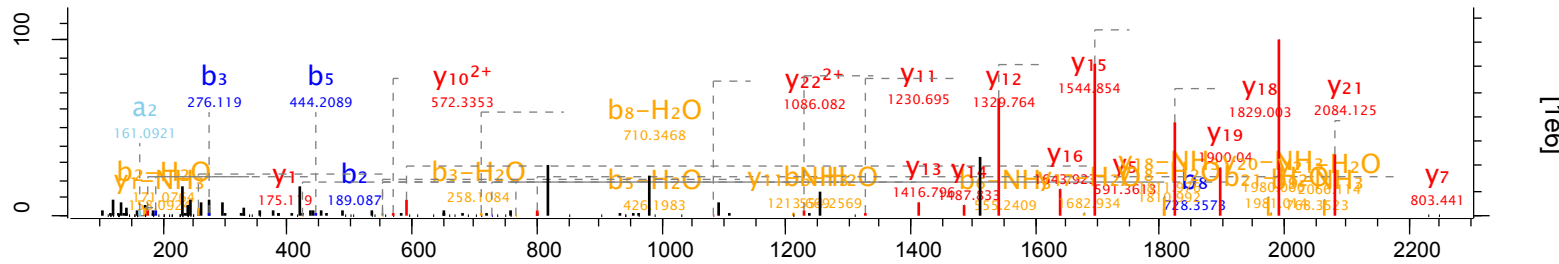
Raw file	Scan	Method	Score	m/z	Gene names
20120720_EXQ2_AtDe_SA_WTR_OG_pooled_final_3_12	43934	FTMS; HCD	75.76	766.89	Ncf4



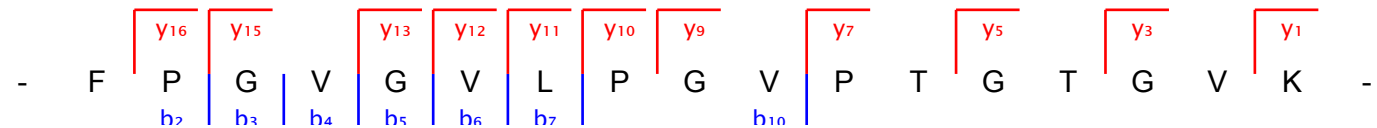
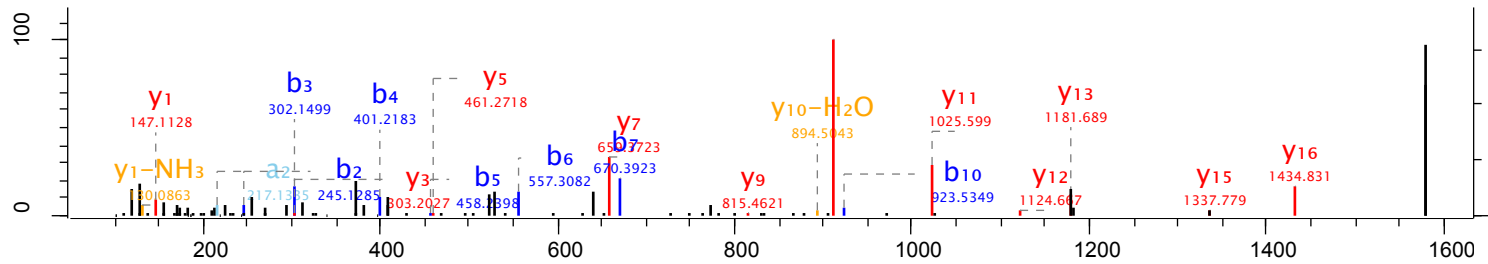
Raw file	Scan	Method	Score	m/z	Gene names
20120720_EXQ2_AtDe_SA_WTR_OG_pooled_final_3_12	44978	FTMS; HCD	66.27	602.84	Kctd12b



Raw file	Scan	Method	Score	m/z	Gene names
20120720_EXQ2_AtDe_SA_WTR_OG_pooled_final_3_12	49836	FTMS; HCD	94.38	758.07	PIIp

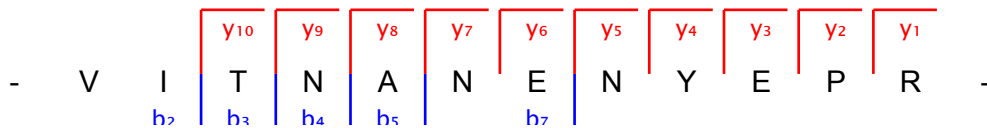
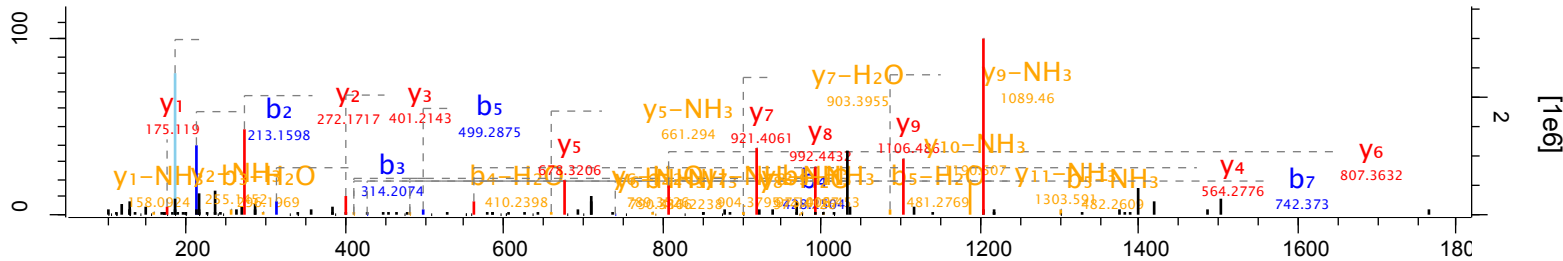


Raw file	Scan	Method	Score	m/z	Gene names
20120720_EXQ2_AtDe_SA_WTR_OG_pooled_final_3_12	53527	FTMS; HCD	75.02	791.95	Eln

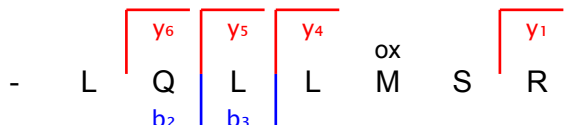
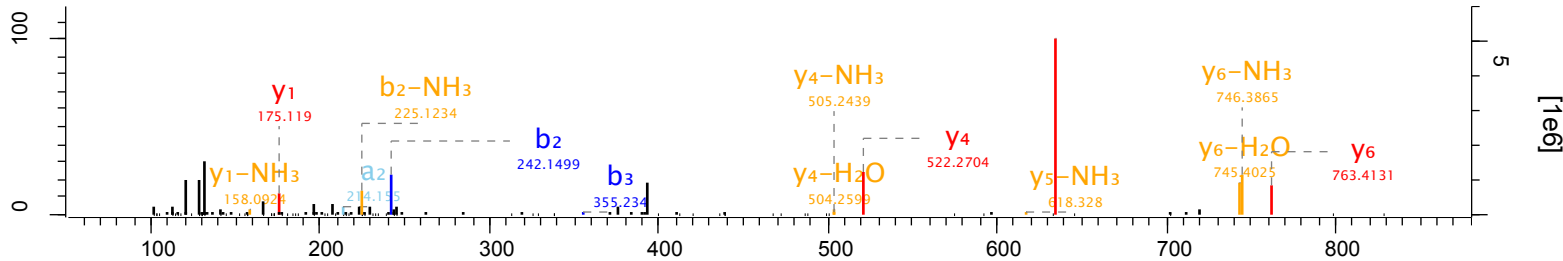


[1e6]

Raw file	Scan	Method	Score	m/z	Gene names
20120720_EXQ2_AtDe_SA_WTR_OG_pooled_final_3_2	15725	FTMS; HCD	121.21	710.35	C1qb


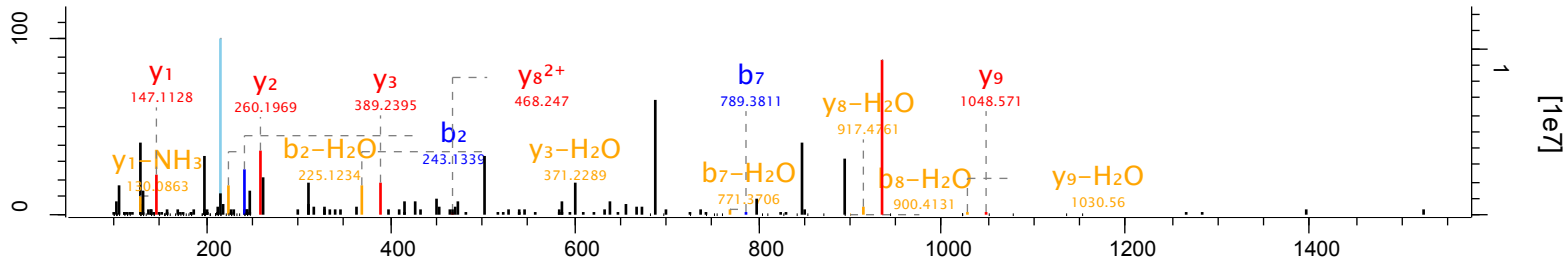


Raw file	Scan	Method	Score	m/z	Gene names
20120720_EXQ2_AtDe_SA_WTR_OG_pooled_final_3_2	34617	FTMS; HCD	94.41	438.75	II11

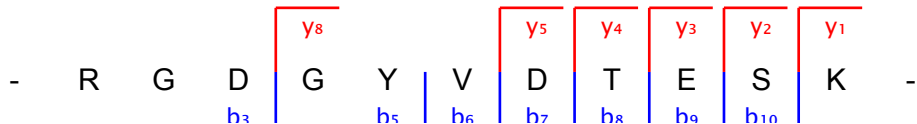
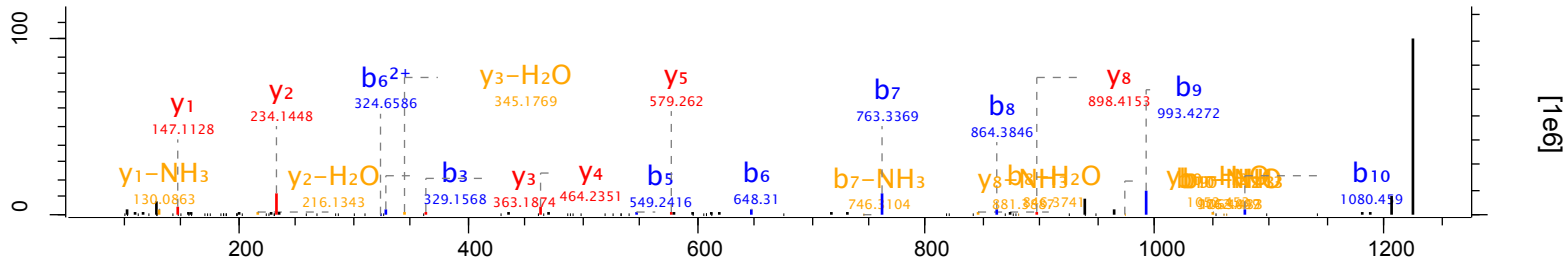




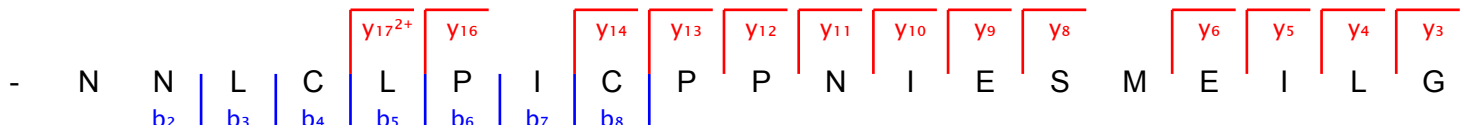
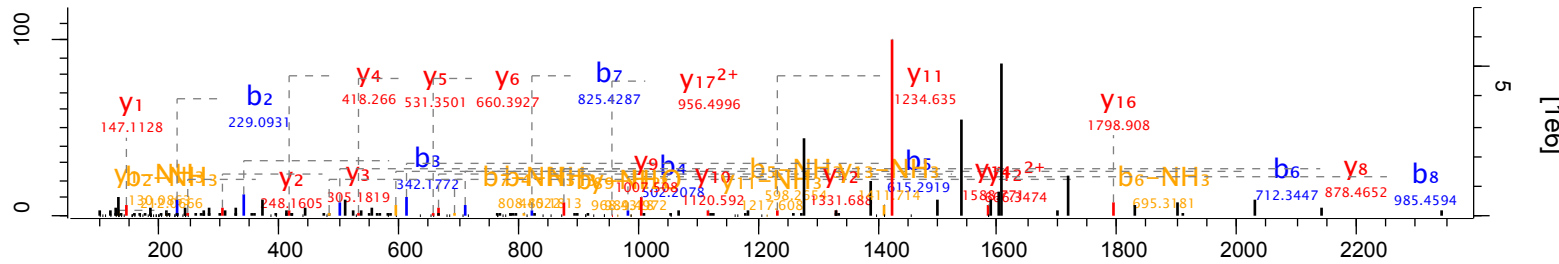
Raw file	Scan	Method	Score	m/z	Gene names
20120720_EXQ2_AtDe_SA_WTR_OG_pooled_final_3_2	37344	FTMS; HCD	78.94	589.31	Ccdc176



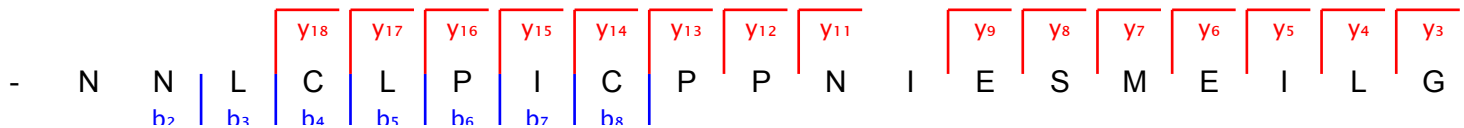
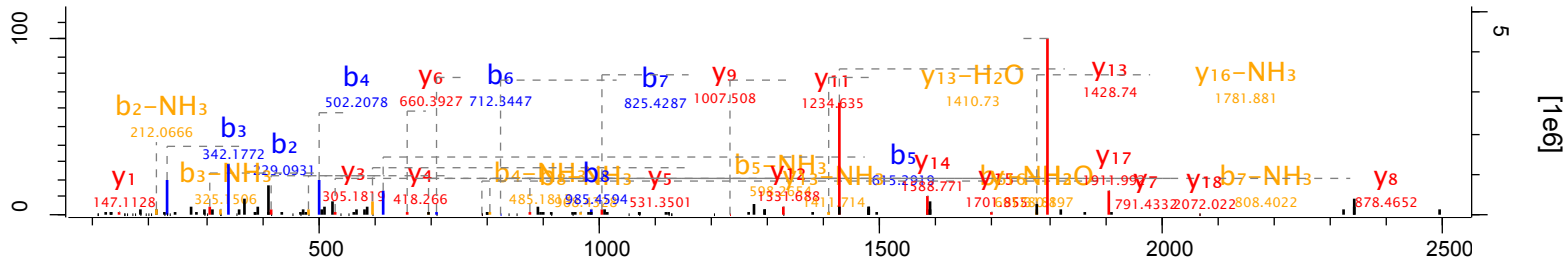
Raw file	Scan	Method	Score	m/z	Gene names
20120720_EXQ2_AtDe_SA_WTR_OG_pooled_final_3_2	6217	FTMS; HCD	112.84	613.79	Sepw1



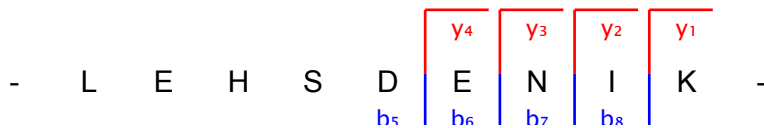
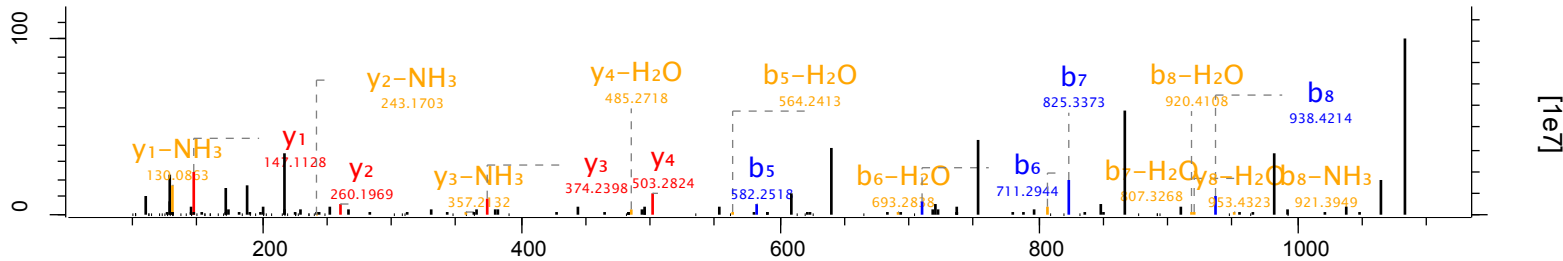
Raw file	Scan	Method	Score	m/z	Gene names
20120720_EXQ2_AtDe_SA_WTR_OG_pooled_final_3_2	64631	FTMS; HCD	95.62	805.4	Ly6a



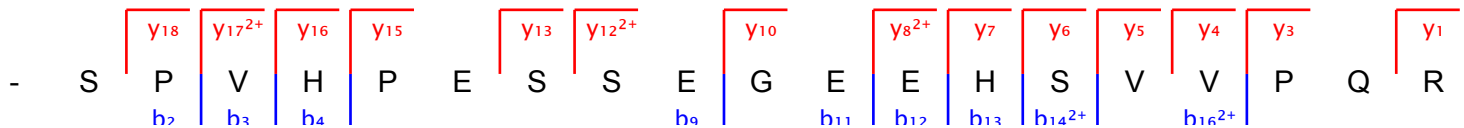
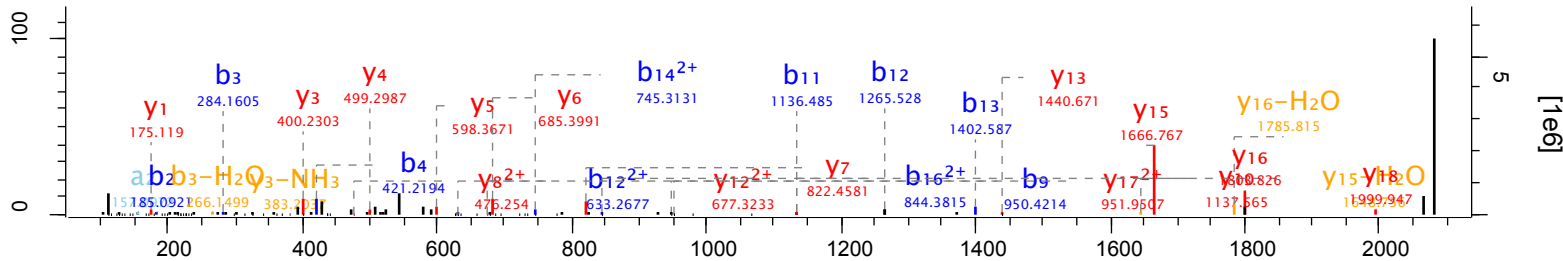
Raw file	Scan	Method	Score	m/z	Gene names
20120720_EXQ2_AtDe_SA_WTR_OG_pooled_final_3_2	64638	FTMS; HCD	96.63	1207.1	Ly6a



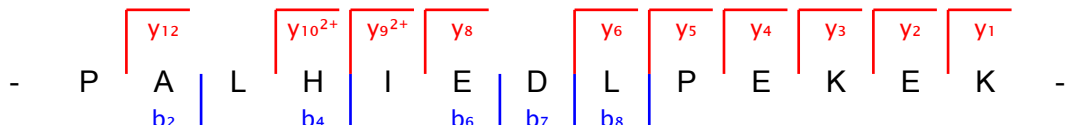
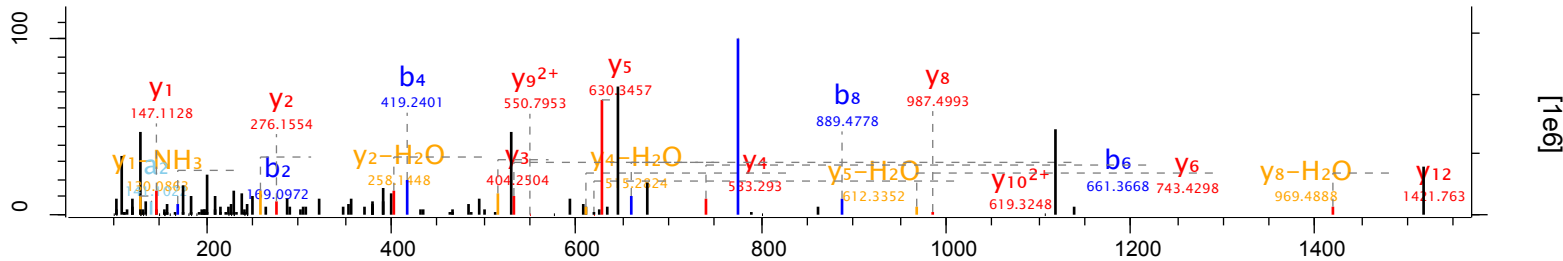
Raw file	Scan	Method	Score	m/z	Gene names
20120720_EXQ2_AtDe_SA_WTR_OG_pooled_final_3_2	9764	FTMS; HCD	80.45	542.77	Rgs13



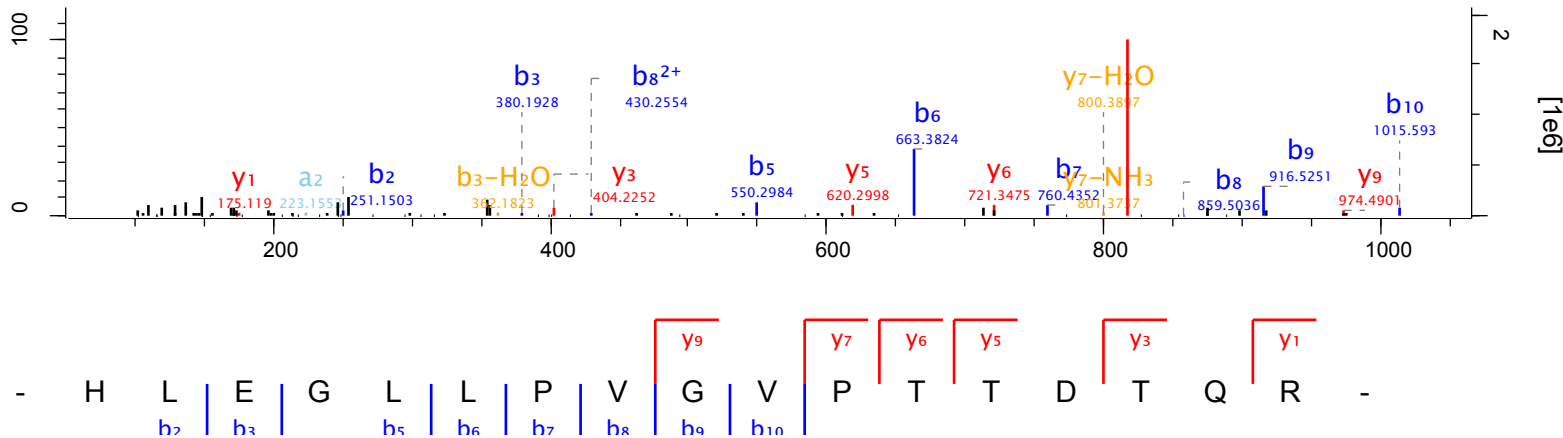
Raw file	Scan	Method	Score	m/z	Gene names
20120720_EXQ2_AtDe_SA_WTR_OG_pooled_final_3_3	14943	FTMS; HCD	124.29	696.33	Flg2



Raw file	Scan	Method	Score	m/z	Gene names
20120720_EXQ2_AtDe_SA_WTR_OG_pooled_final_3_3	26387	FTMS; HCD	67.95	380.46	Gng11

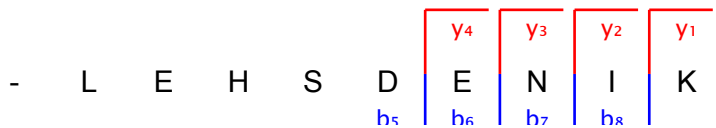
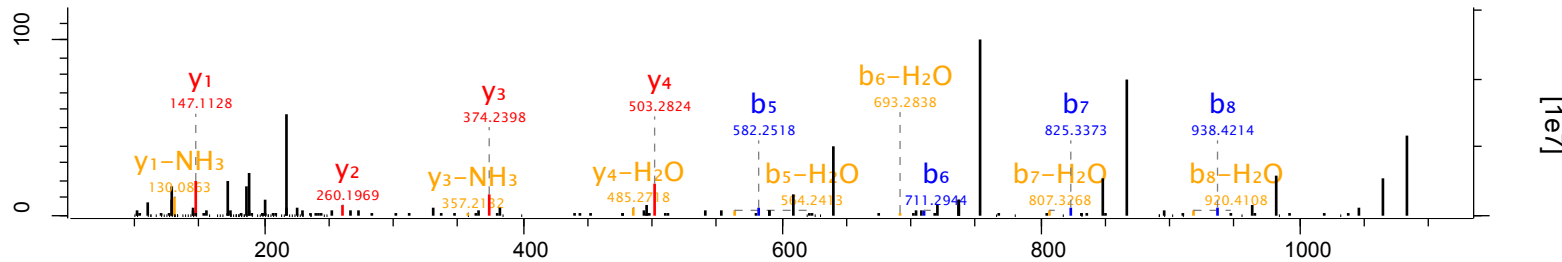


Raw file	Scan	Method	Score	m/z	Gene names
20120720_EXQ2_AtDe_SA_WTR_OG_pooled_final_3_3	50562	FTMS; HCD	57.7	612	Slc38a3

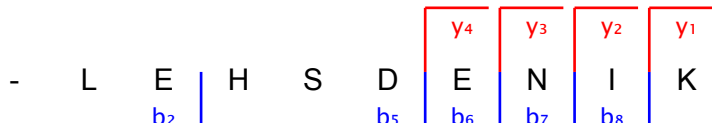
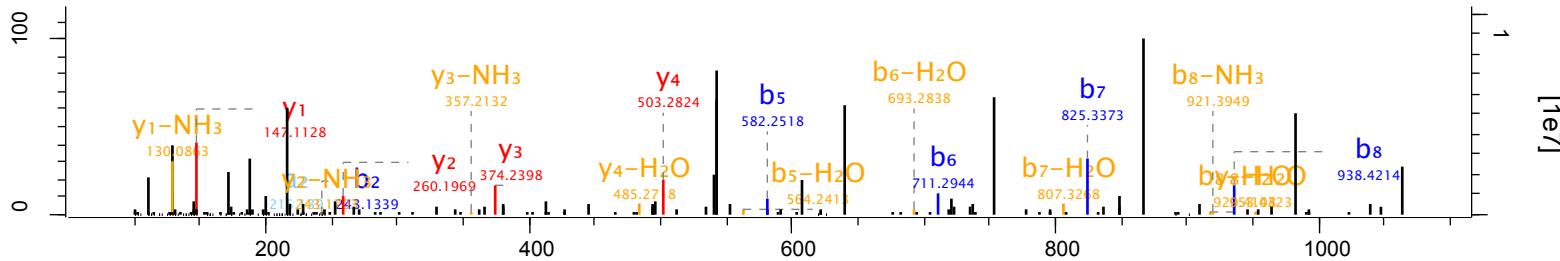




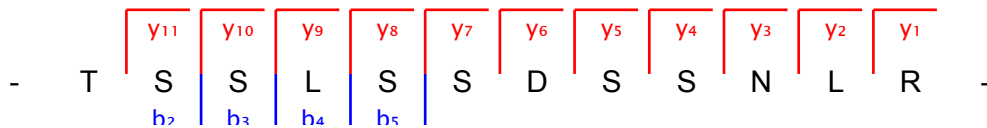
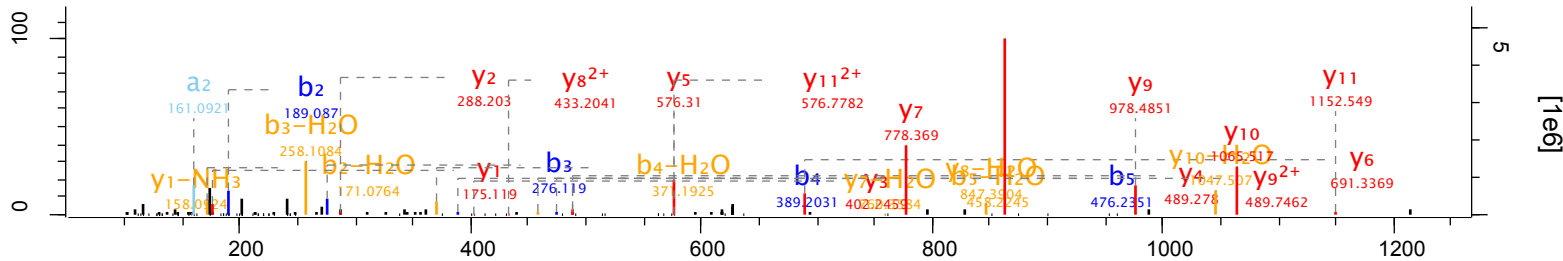
Raw file	Scan	Method	Score	m/z	Gene names
20120720_EXQ2_AtDe_SA_WTR_OG_pooled_final_3_4	12726	FTMS; HCD	70.82	542.77	Rgs13




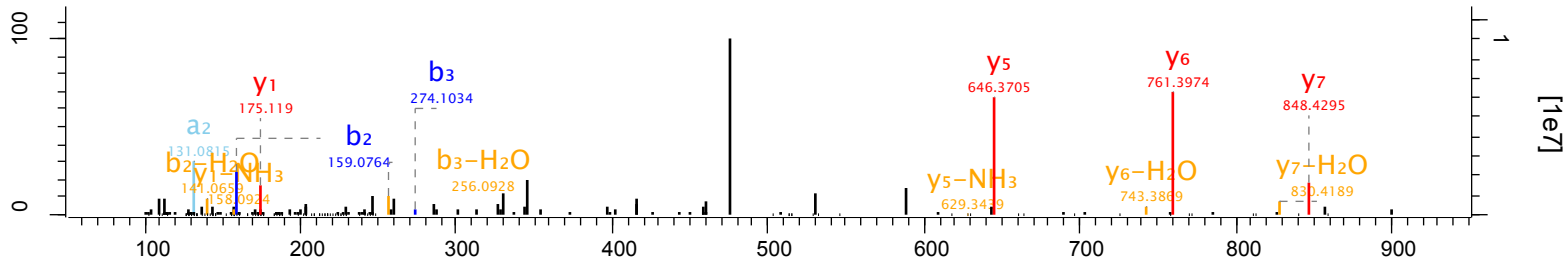
Raw file	Scan	Method	Score	m/z	Gene names
20120720_EXQ2_AtDe_SA_WTR_OG_pooled_final_3_4	13190	FTMS; HCD	71.43	542.77	Rgs13



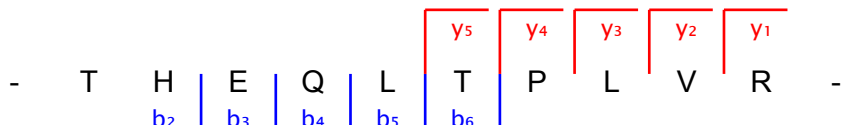
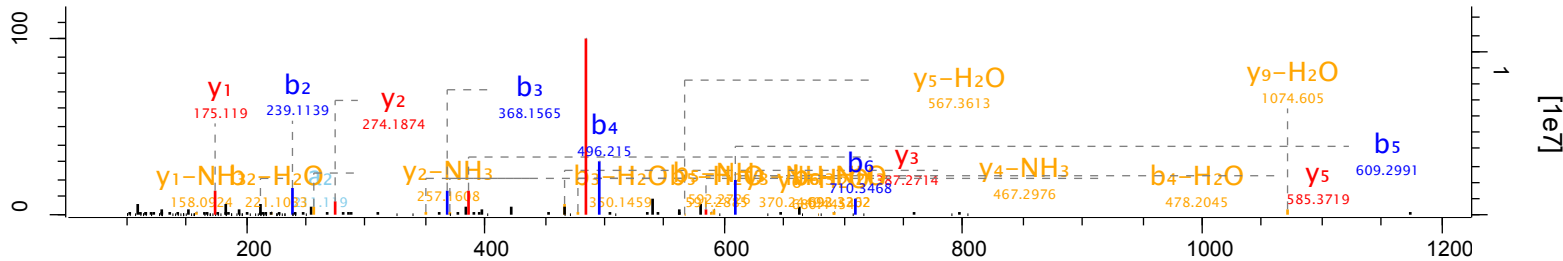
Raw file	Scan	Method	Score	m/z	Gene names
20120720_EXQ2_AtDe_SA_WTR_OG_pooled_final_3_4	15425	FTMS; HCD	128.36	627.3	Dbnidd2



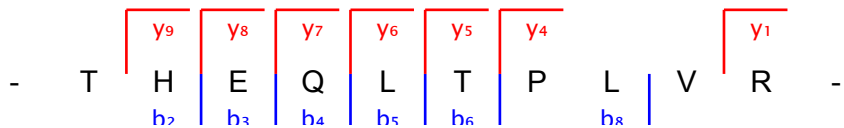
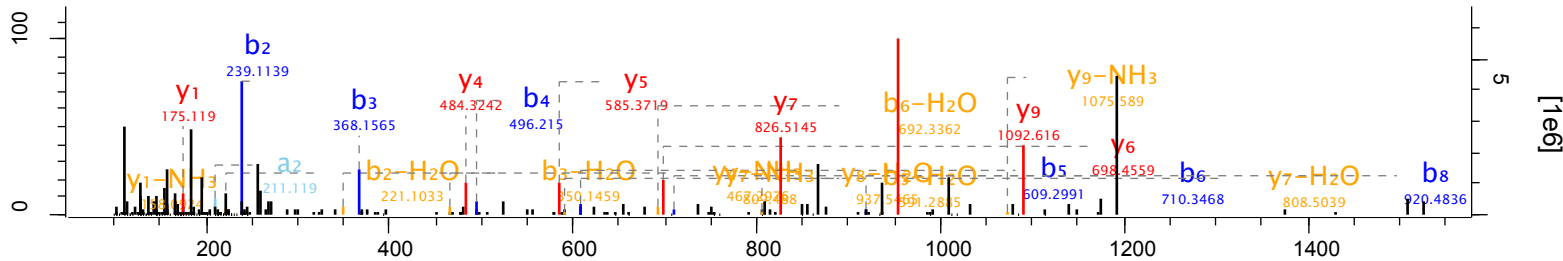
Raw file	Scan	Method	Score	m/z	Gene names
20120720_EXQ2_AtDe_SA_WTR_OG_pooled_final_3_4	20788	FTMS; HCD	77.28	460.24	AI481877



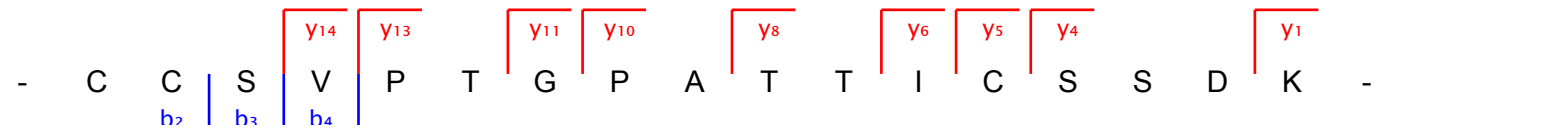
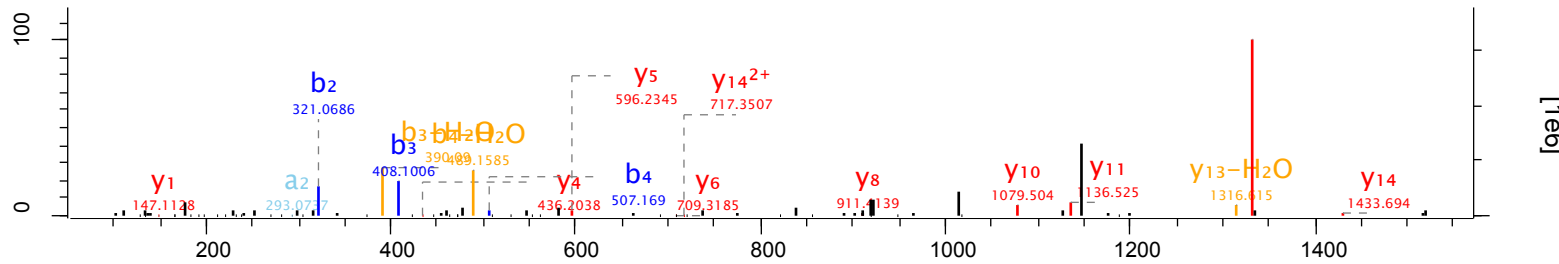
Raw file	Scan	Method	Score	m/z	Gene names
20120720_EXQ2_AtDe_SA_WTR_OG_pooled_final_3_4	23564	FTMS; HCD	107.08	398.56	Apoa2



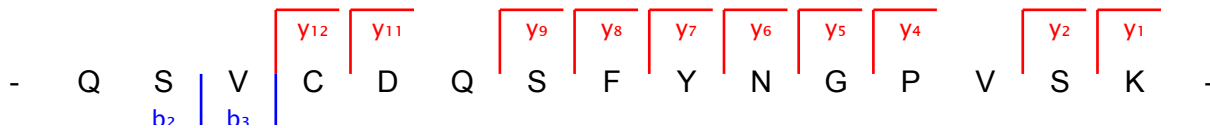
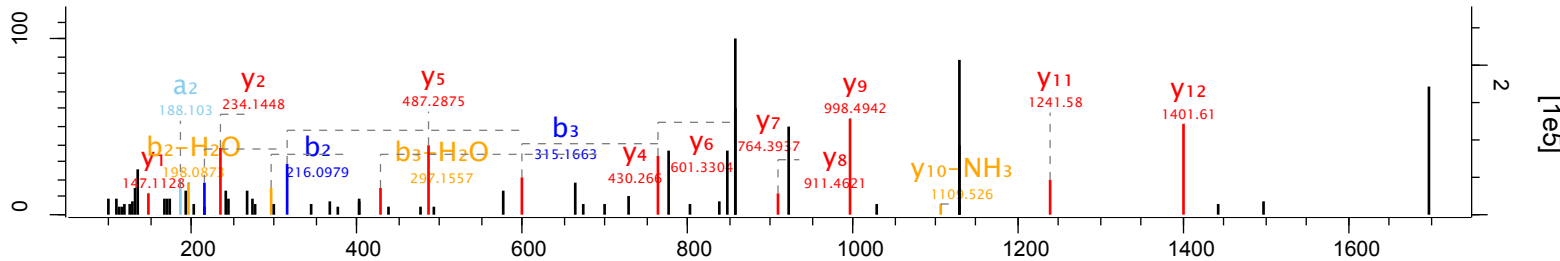
Raw file	Scan	Method	Score	m/z	Gene names
20120720_EXQ2_AtDe_SA_WTR_OG_pooled_final_3_4	23571	FTMS; HCD	96.63	597.34	Apoa2



Raw file	Scan	Method	Score	m/z	Gene names
20120720_EXQ2_AtDe_SA_WTR_OG_pooled_final_3_4	27852	FTMS; HCD	45	921.4	Krtap3-1;Krtap3

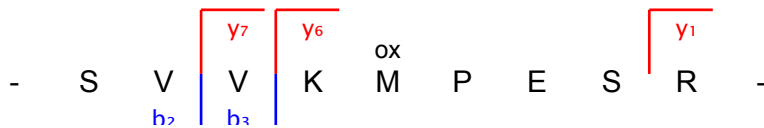
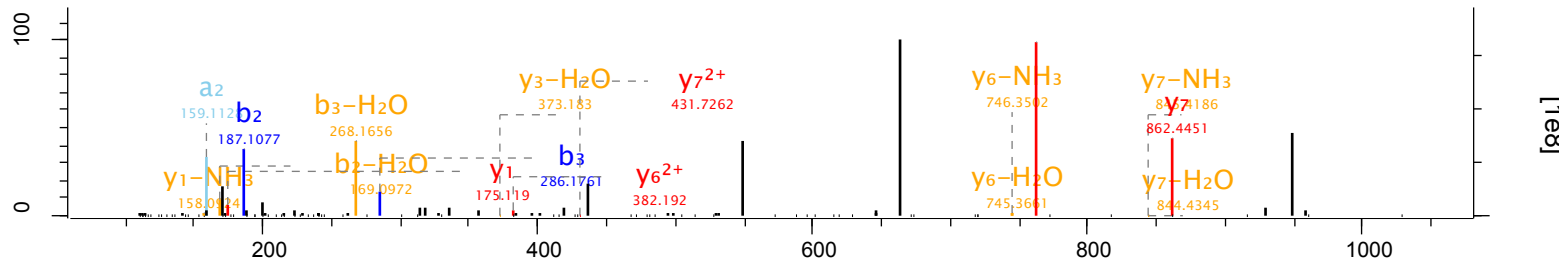


Raw file	Scan	Method	Score	m/z	Gene names
20120720_EXQ2_AtDe_SA_WTR_OG_pooled_final_3_4	29432	FTMS; HCD	62.86	858.39	Elovl6

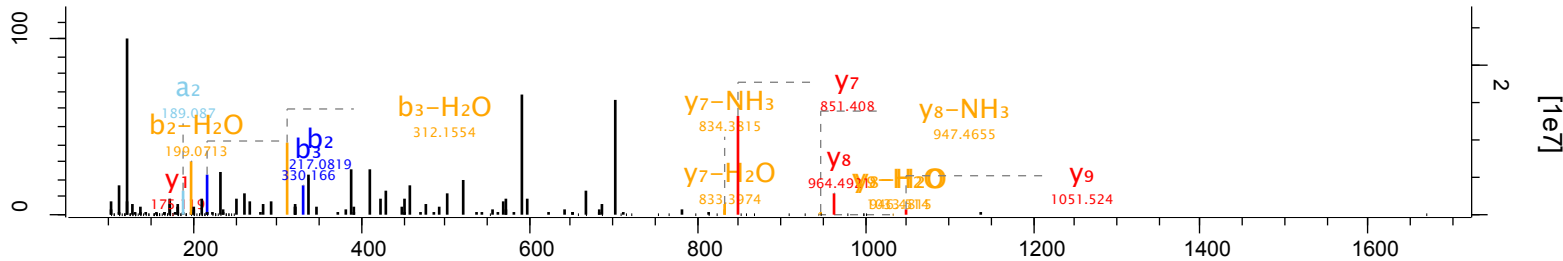




Raw file	Scan	Method	Score	m/z	Gene names
20120720_EXQ2_AtDe_SA_WTR_OG_pooled_final_3_4	34146	FTMS; HCD	95.91	524.78	4933433C111



Raw file	Scan	Method	Score	m/z	Gene names
20120720_EXQ2_AtDe_SA_WTR_OG_pooled_final_3_4	40373	FTMS; HCD	82.29	590.79	Tmem151a



Raw file

20120720\_EXQ2\_AtDe\_SA\_WTR\_OG\_pooled\_final\_3\_4

Scan

53972

Method

FTMS; HCD

Score

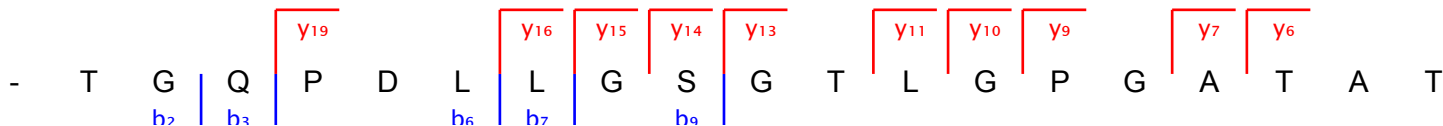
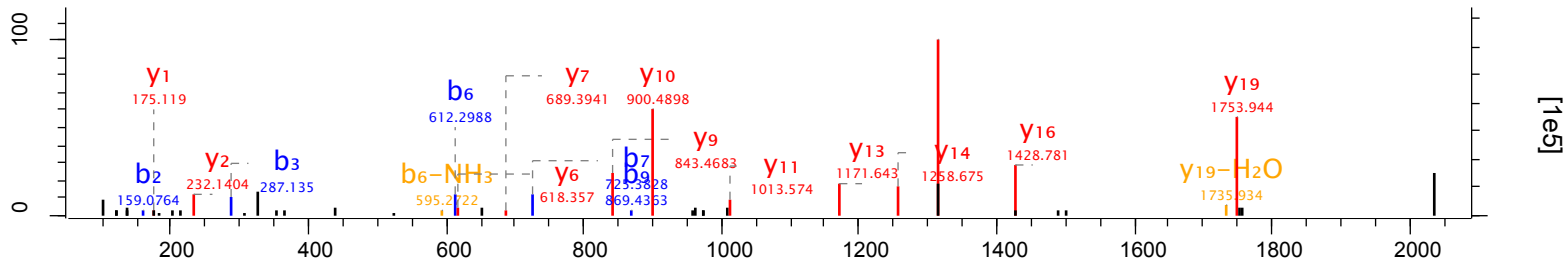
53.44

m/z

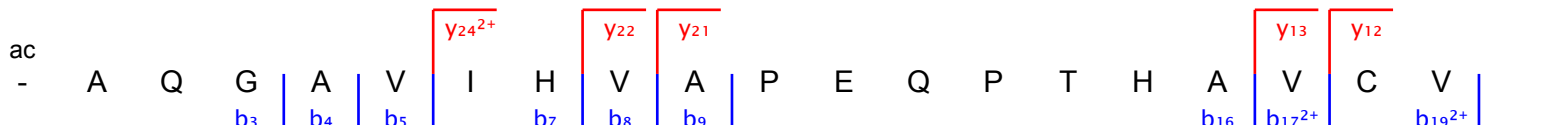
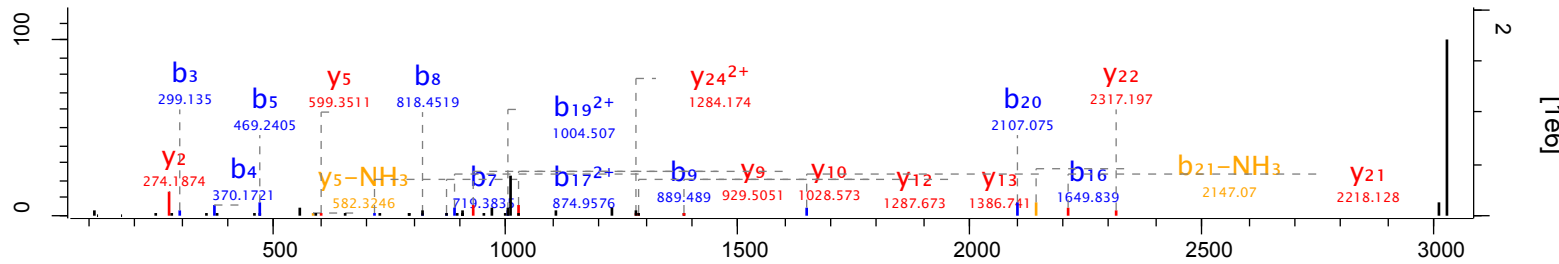
1021.04

Gene name

Eva1b



Raw file	Scan	Method	Score	m/z	Gene name
20120720_EXQ2_AtDe_SA_WTR_OG_pooled_final_3_4	56709	FTMS; HCD	59.37	1012.54	Padi4



Raw file

Scan

Method

Score

m/z

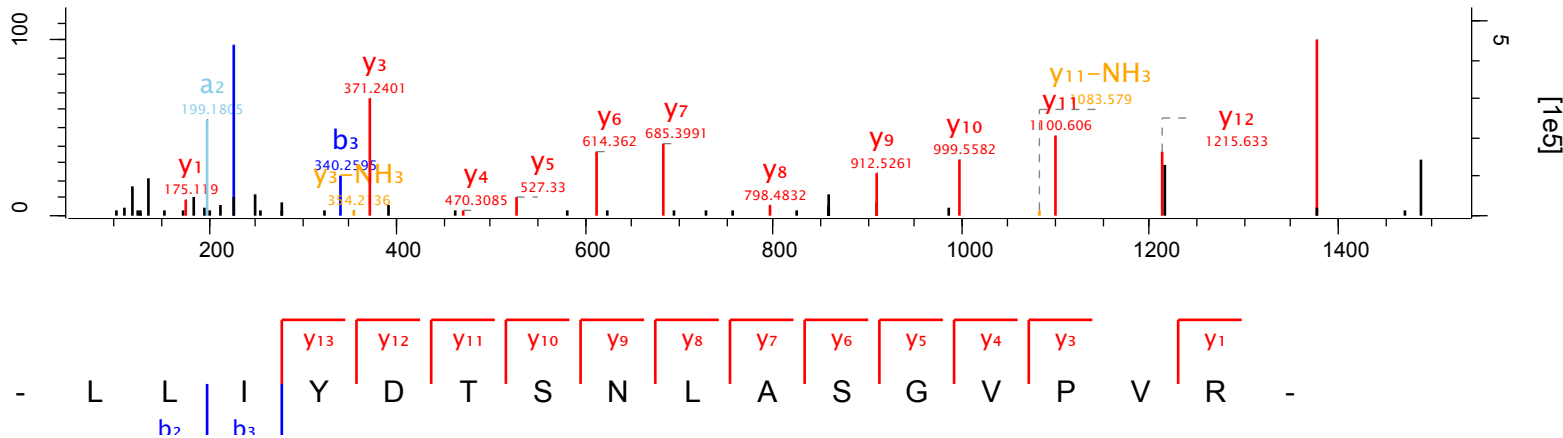
20120720\_EXQ2\_AtDe\_SA\_WTR\_OG\_pooled\_final\_3\_4

59157

FTMS; HCD

78.69

859.47



Raw file

20120720\_EXQ2\_AtDe\_SA\_WTR\_OG\_pooled\_final\_3\_4

Scan

60797

Method

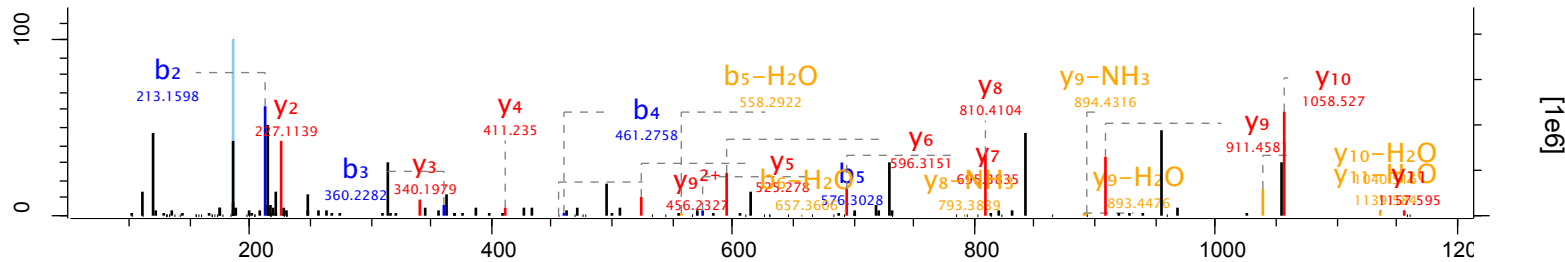
FTMS; HCD

Score

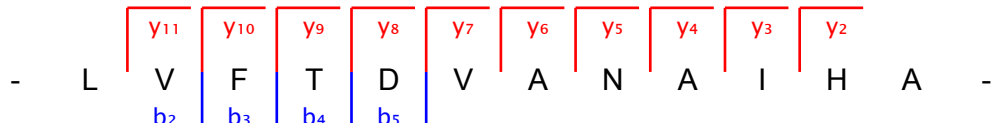
110.84

m/z

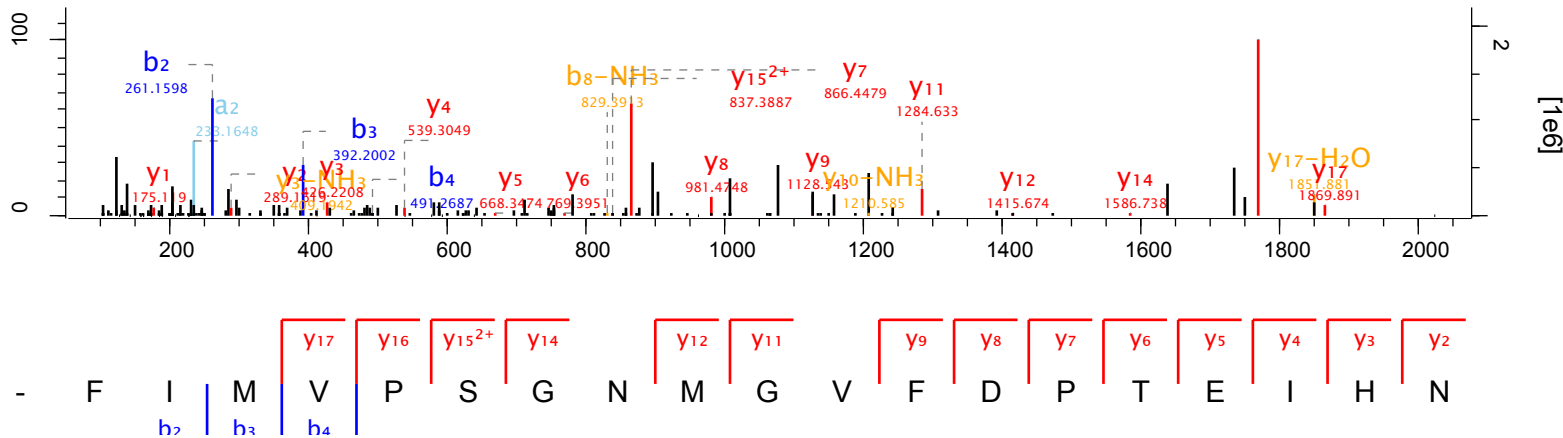
635.84



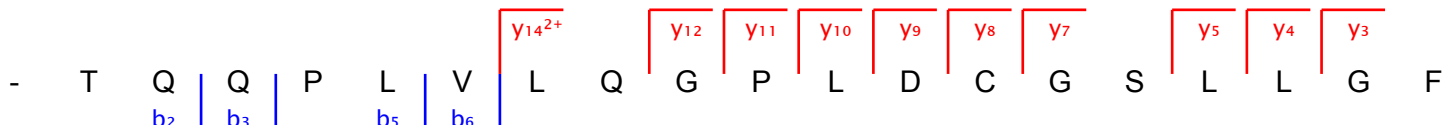

[1e6]



Raw file	Scan	Method	Score	m/z	Gene names
20120720_EXQ2_AtDe_SA_WTR_OG_pooled_final_3_4	62298	FTMS; HCD	48.62	754.7	Cnih4

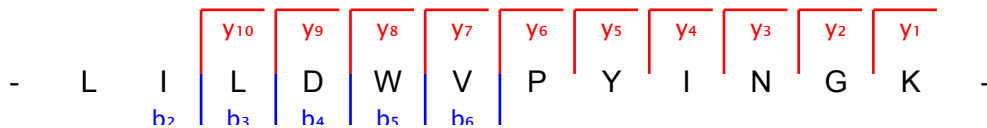
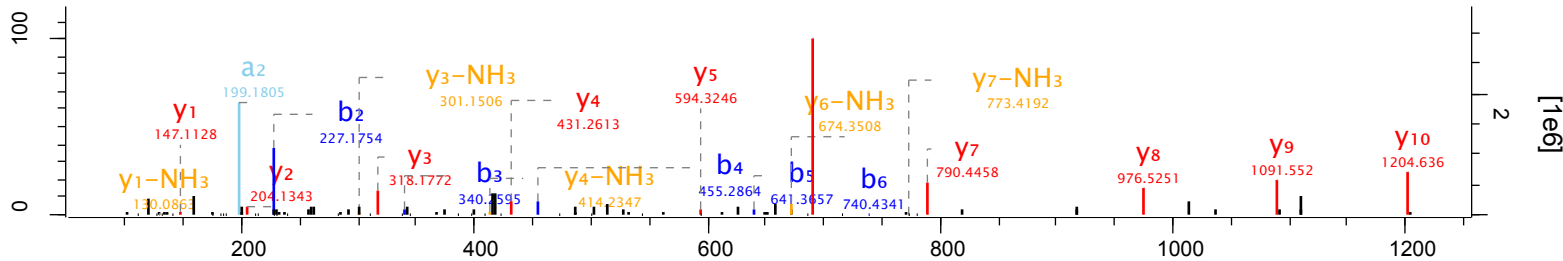


Raw file	Scan	Method	Score	m/z	Gene names
20120720_EXQ2_AtDe_SA_WTR_OG_pooled_final_3_4	66828	FTMS; HCD	55.45	733.35	Serinc2


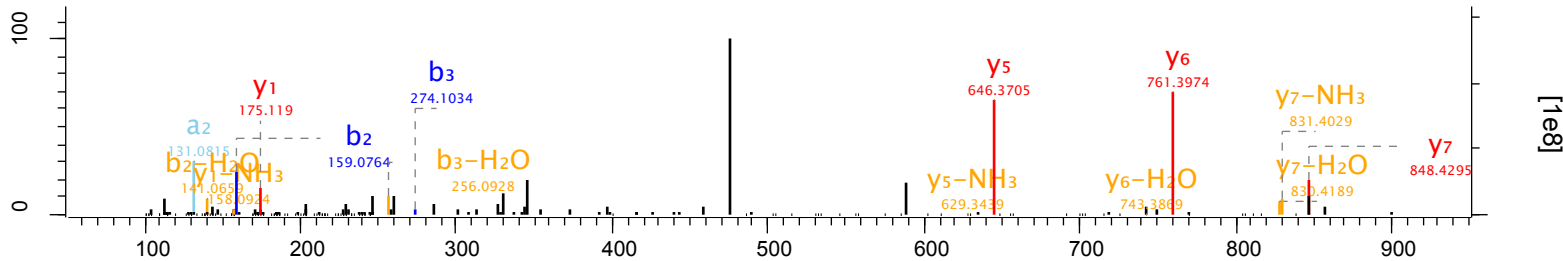




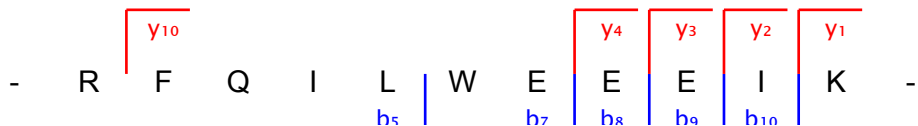
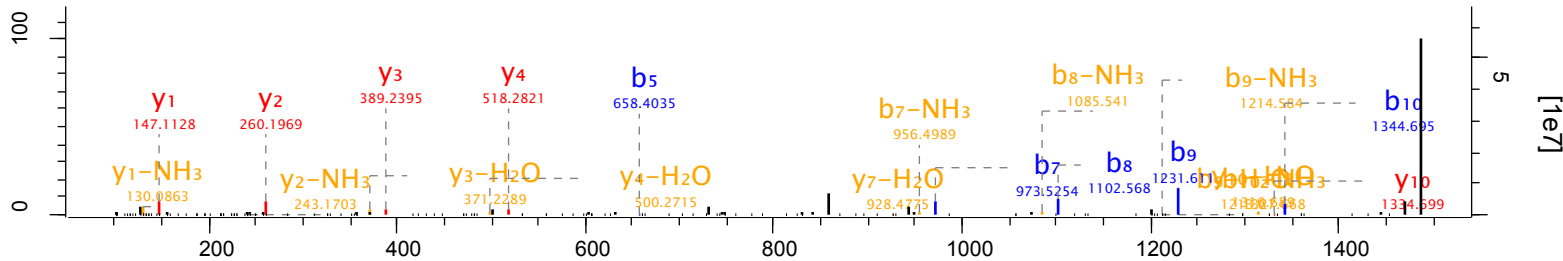
Raw file	Scan	Method	Score	m/z	Gene names
20120720_EXQ2_AtDe_SA_WTR_OG_pooled_final_3_4	67025	FTMS; HCD	89.8	715.91	Uqcr11



Raw file	Scan	Method	Score	m/z	Gene names
20120720_EXQ2_AtDe_SA_WTR_OG_pooled_final_3_5	20291	FTMS; HCD	77.28	460.24	AI481877



Raw file	Scan	Method	Score	m/z	Gene names
20120720_EXQ2_AtDe_SA_WTR_OG_pooled_final_3_5	28794	FTMS; HCD	107.06	745.9	Abcc12



Raw file

Scan

Method

Score

m/z

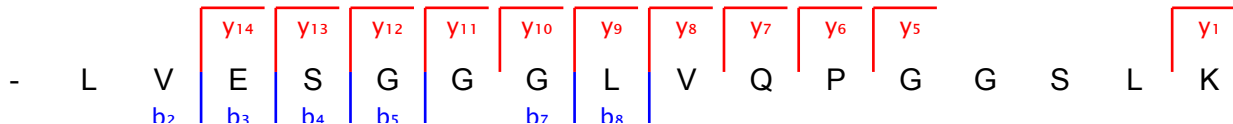
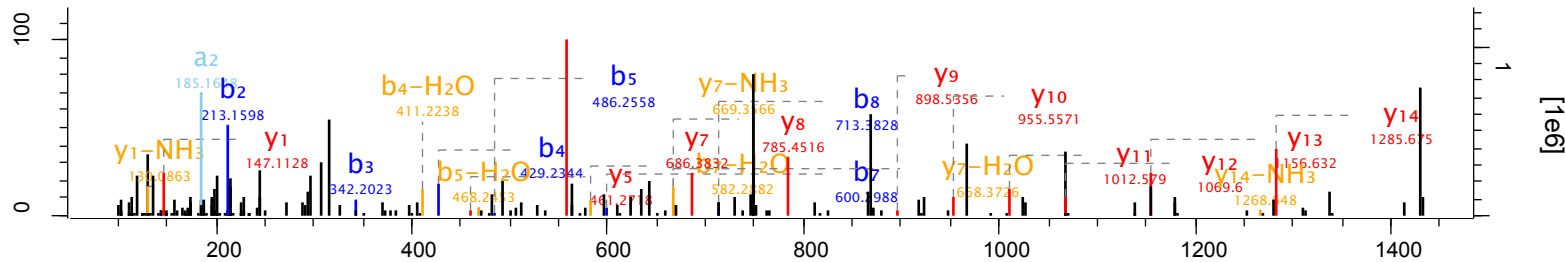
20120720\_EXQ2\_AtDe\_SA\_WTR\_OG\_pooled\_final\_3\_5

33009

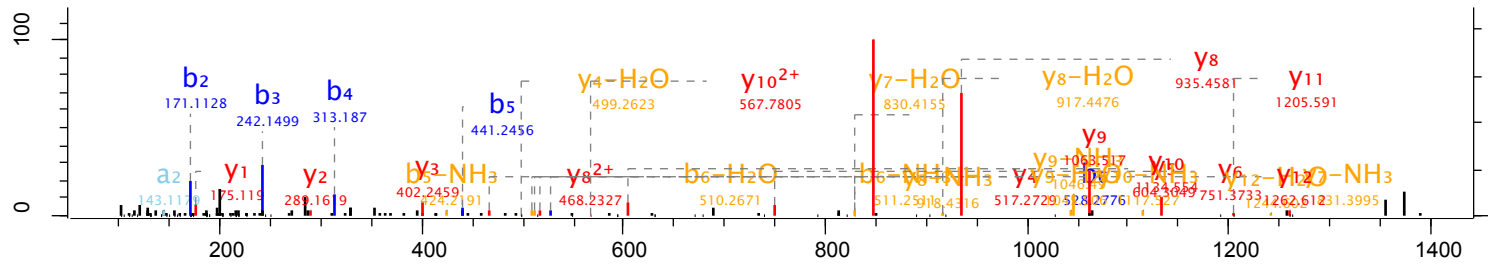
FTMS; HCD

75.54

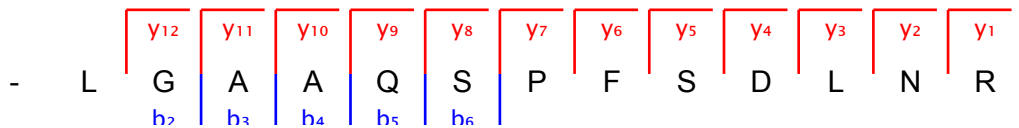
749.42



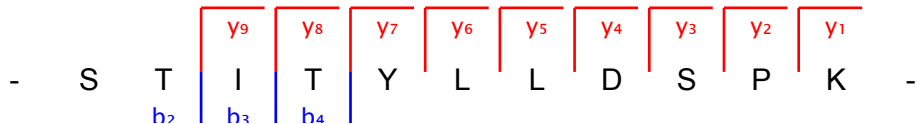
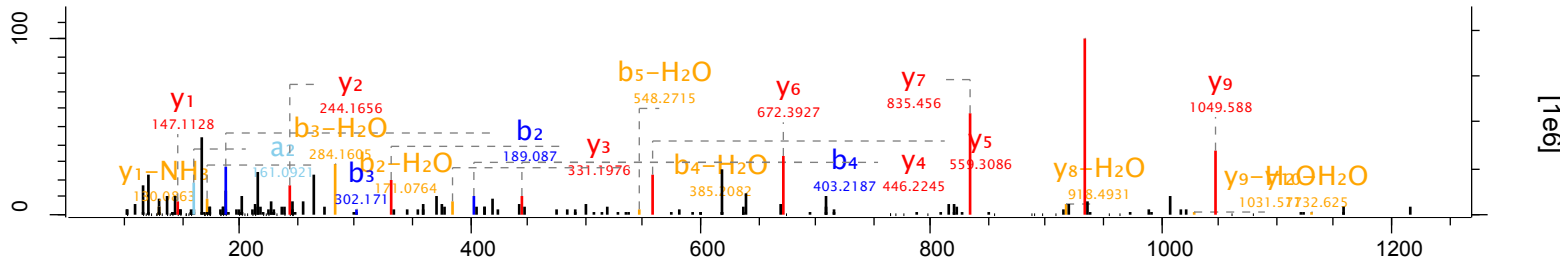
Raw file	Scan	Method	Score	m/z	Gene names
20120720_EXQ2_AtDe_SA_WTR_OG_pooled_final_3_5	38340	FTMS; HCD	184.31	688.35	2010107G23



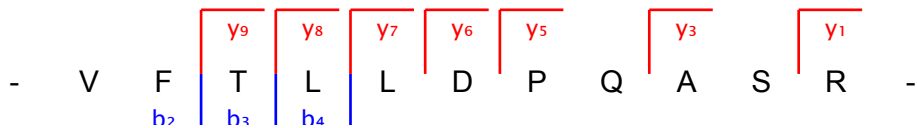
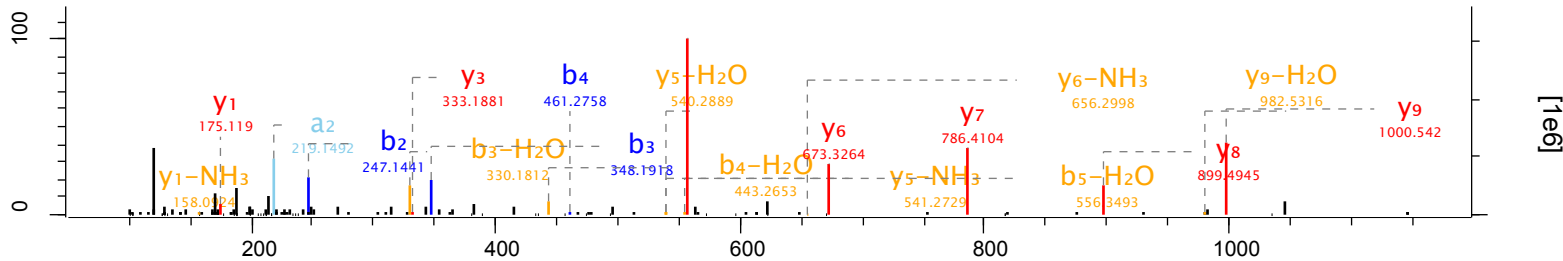
[1e6]



Raw file	Scan	Method	Score	m/z	Gene names
20120720_EXQ2_AtDe_SA_WTR_OG_pooled_final_3_5	46309	FTMS; HCD	83.18	619.34	Tmem69



Raw file	Scan	Method	Score	m/z	Gene names
20120720_EXQ2_AtDe_SA_WTR_OG_pooled_final_3_5	49034	FTMS; HCD	86.01	623.84	Pglyrp2



Raw file

20120720\_EXQ2\_AtDe\_SA\_WTR\_OG\_pooled\_final\_3\_5

Scan

49584

Method

FTMS; HCD

Score

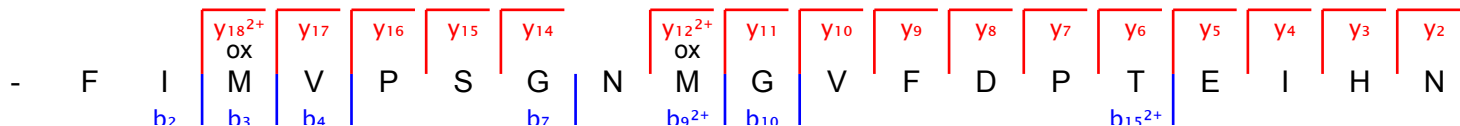
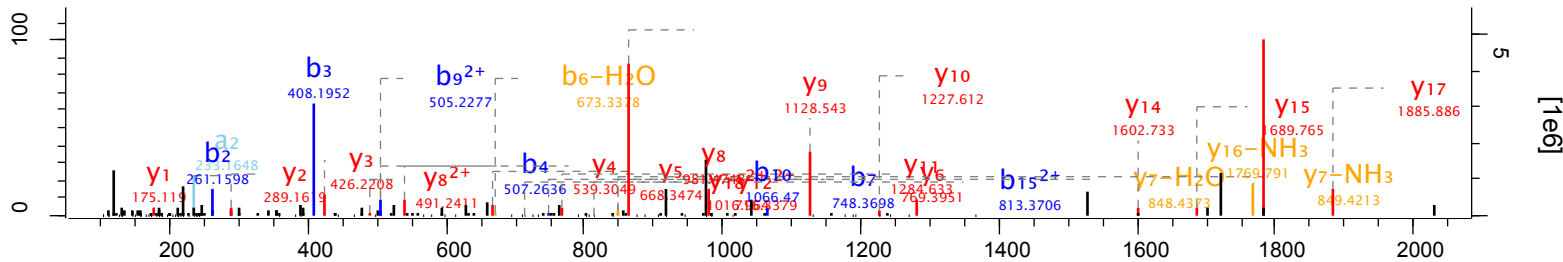
106.75

m/z

765.36

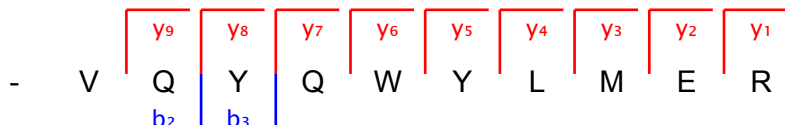
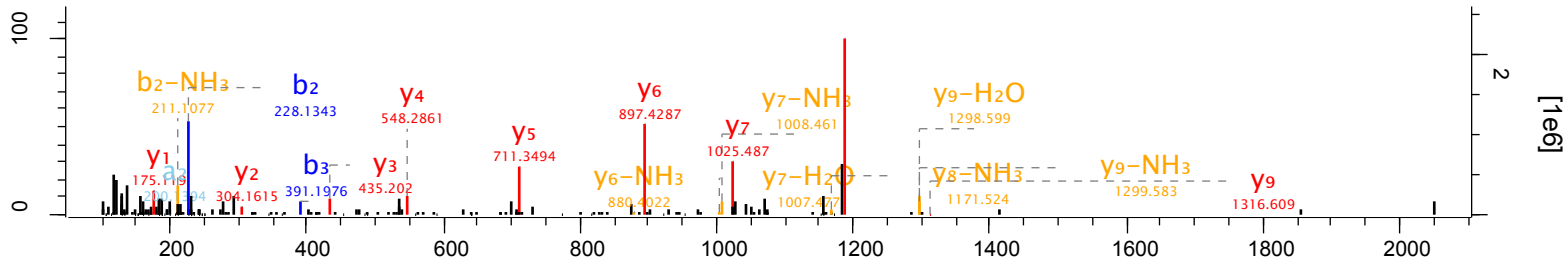
Gene names

Cnih4

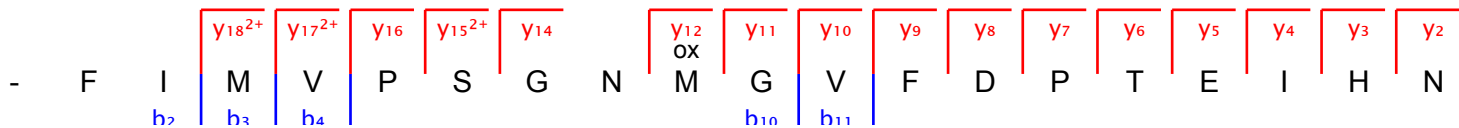
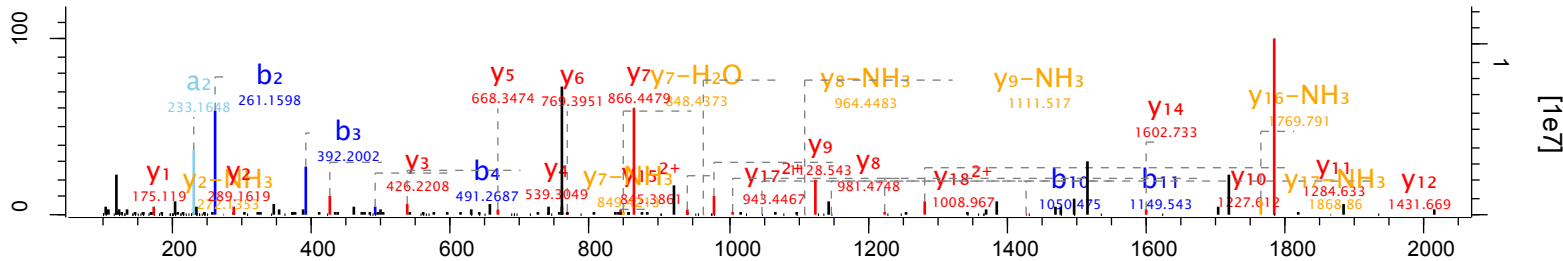




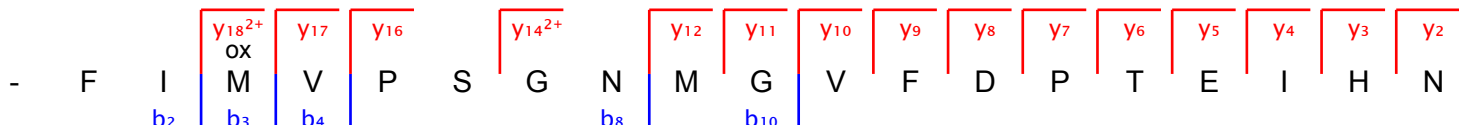
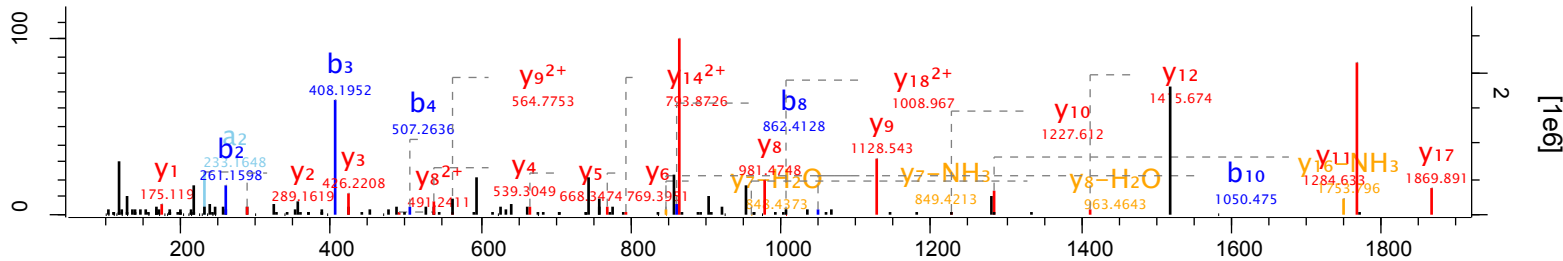
Raw file	Scan	Method	Score	m/z	Gene names
20120720_EXQ2_AtDe_SA_WTR_OG_pooled_final_3_5	50692	FTMS; HCD	88.6	708.34	Ndufa1



Raw file	Scan	Method	Score	m/z	Gene names
20120720_EXQ2_AtDe_SA_WTR_OG_pooled_final_3_5	54963	FTMS; HCD	83.39	760.03	Cnih4



Raw file	Scan	Method	Score	m/z	Gene names
20120720_EXQ2_AtDe_SA_WTR_OG_pooled_final_3_5	57830	FTMS; HCD	82.61	760.37	Cnih4



Raw file

Scan

Method

Score

m/z

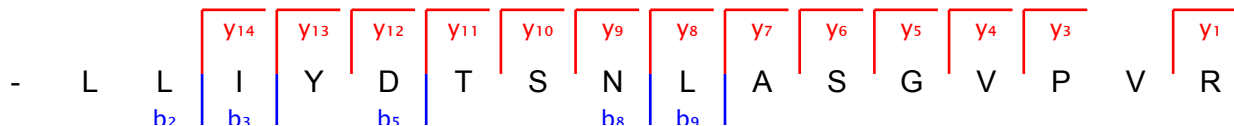
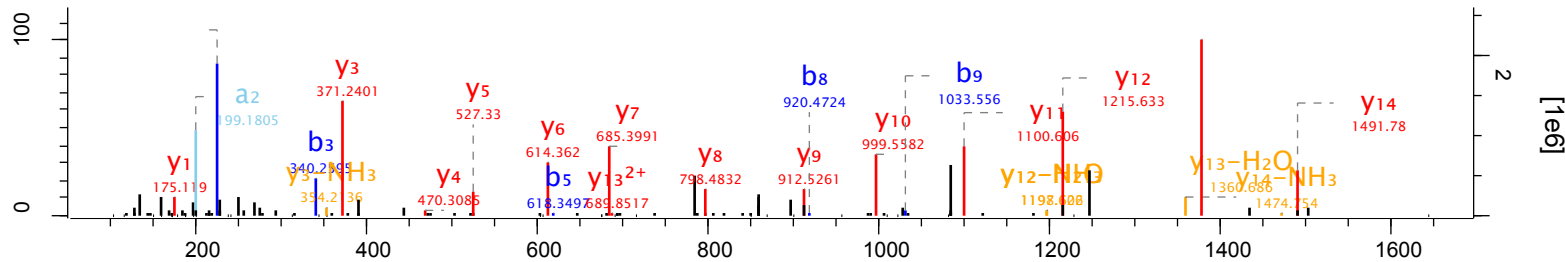
20120720\_EXQ2\_AtDe\_SA\_WTR\_OG\_pooled\_final\_3\_5

58156

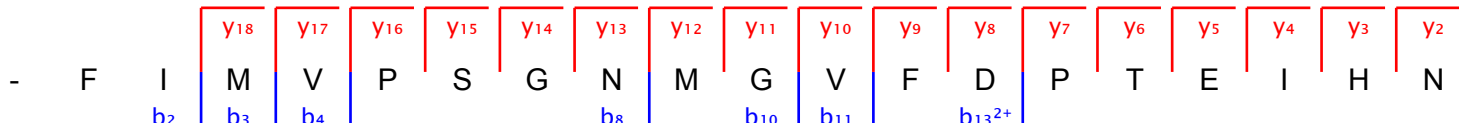
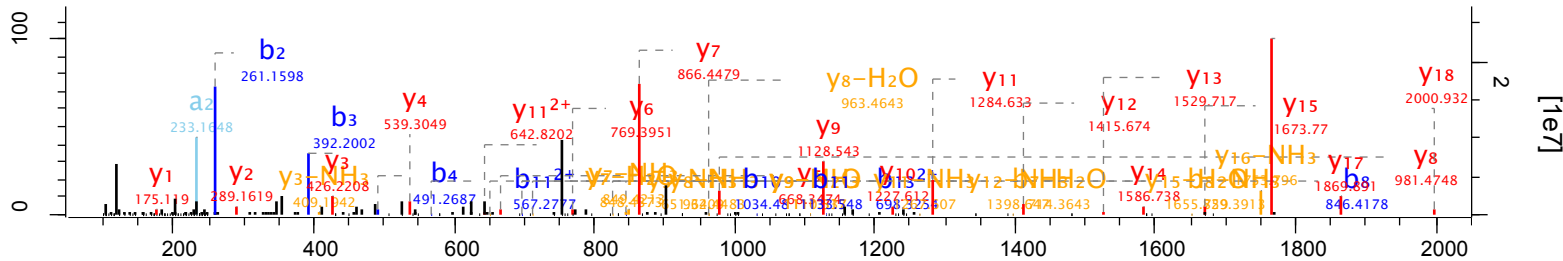
FTMS; HCD

126.77

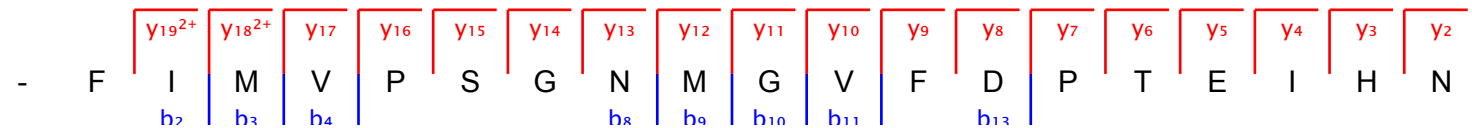
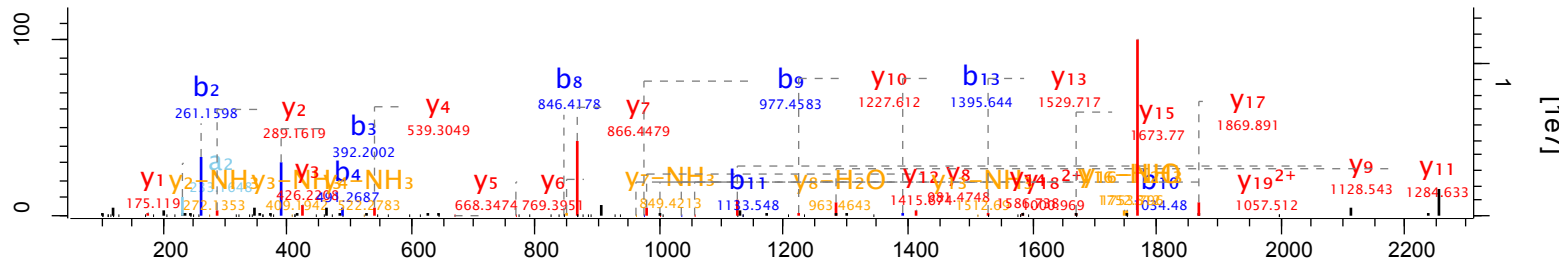
859.48



Raw file	Scan	Method	Score	m/z	Gene names
20120720_EXQ2_AtDe_SA_WTR_OG_pooled_final_3_5	61464	FTMS; HCD	128.05	754.7	Cnih4



Raw file	Scan	Method	Score	m/z	Gene name
20120720_EXQ2_AtDe_SA_WTR_OG_pooled_final_3_5	61479	FTMS; HCD	140.2	1131.54	Cnih4



Raw file

Scan

Method

Score

m/z

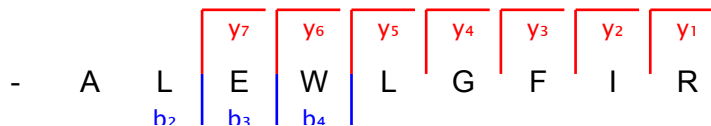
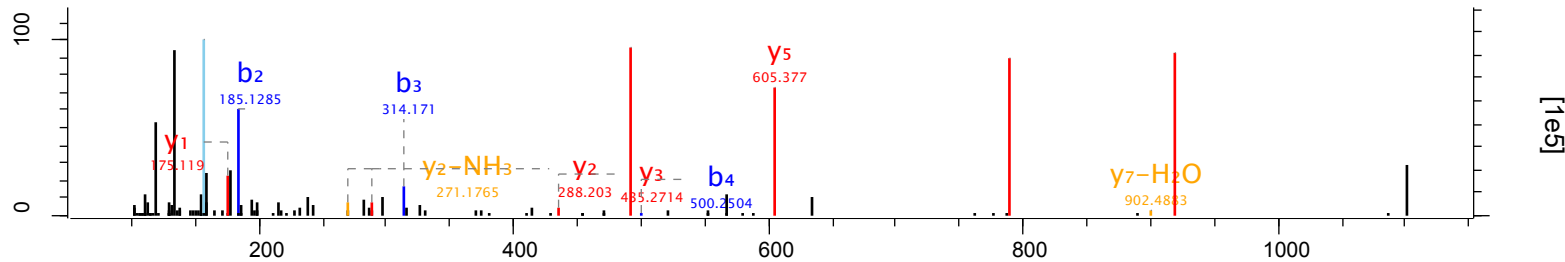
20120720\_EXQ2\_AtDe\_SA\_WTR\_OG\_pooled\_final\_3\_5

65225


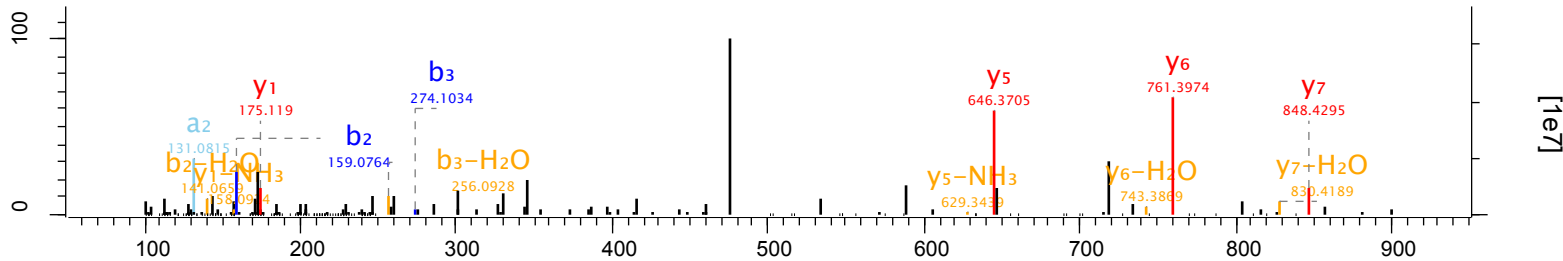
FTMS; HCD

60.83

552.81

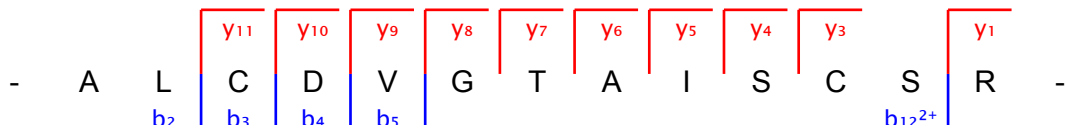
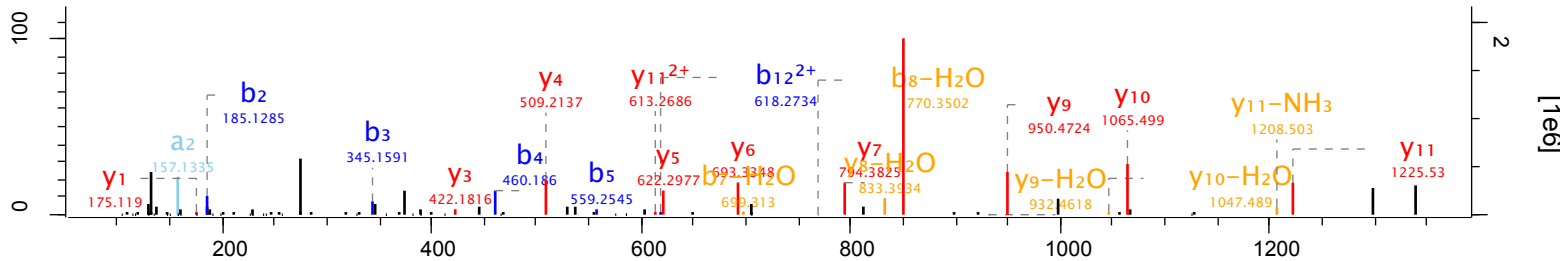


Raw file	Scan	Method	Score	m/z	Gene names
20120720_EXQ2_AtDe_SA_WTR_OG_pooled_final_3_6	19459	FTMS; HCD	69.2	460.24	AI481877

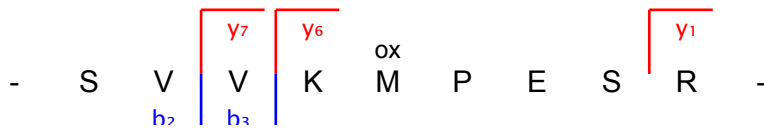
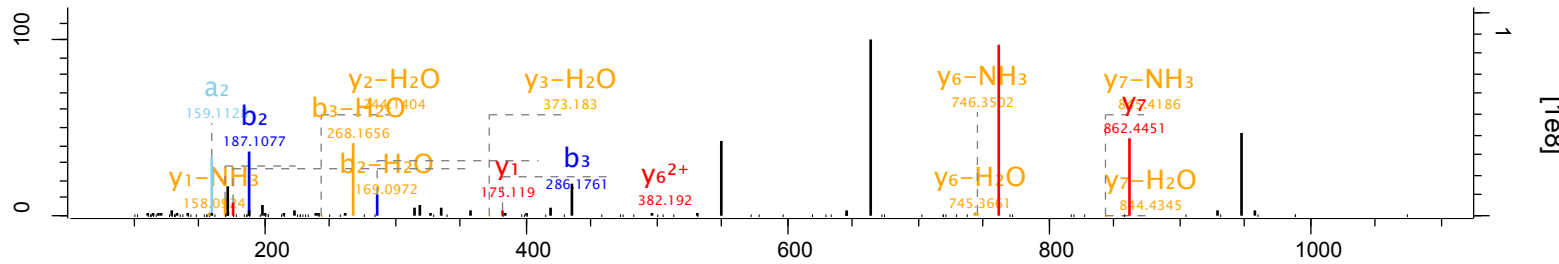




Raw file	Scan	Method	Score	m/z	Gene names
20120720_EXQ2_AtDe_SA_WTR_OG_pooled_final_3_6	28770	FTMS; HCD	99.84	705.33	Vkorc1



Raw file	Scan	Method	Score	m/z	Gene names
20120720_EXQ2_AtDe_SA_WTR_OG_pooled_final_3_6	32008	FTMS; HCD	94.11	524.78	4933433C111



Raw file

Scan

Method

Score

m/z

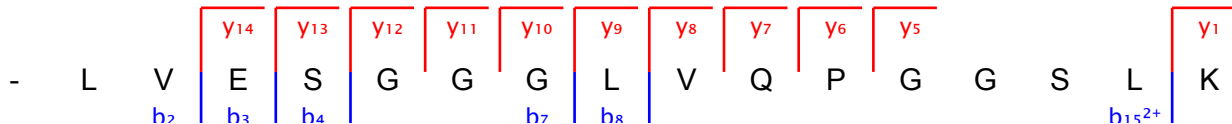
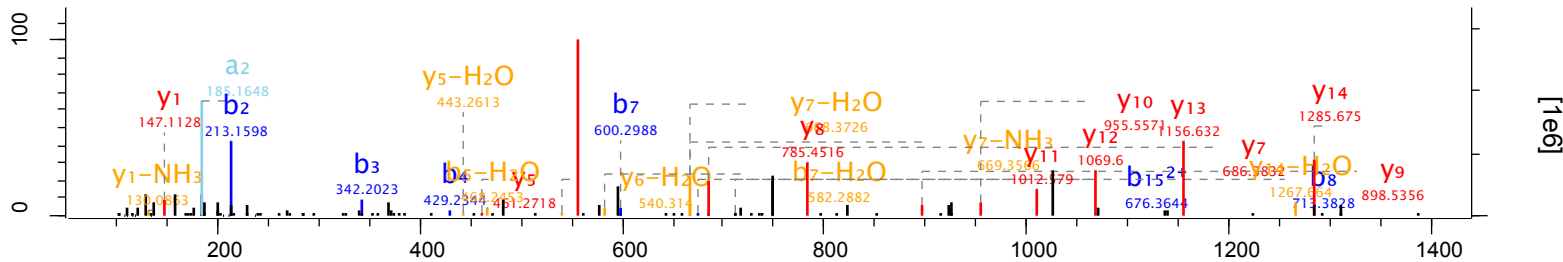
20120720\_EXQ2\_AtDe\_SA\_WTR\_OG\_pooled\_final\_3\_6

32275

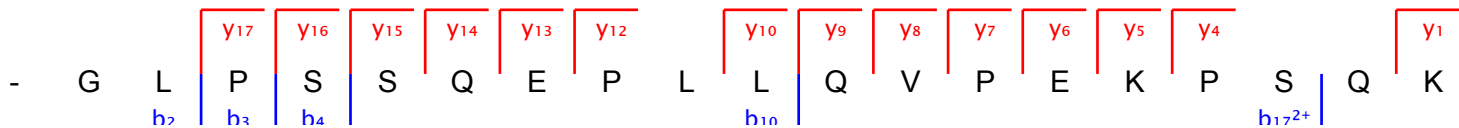
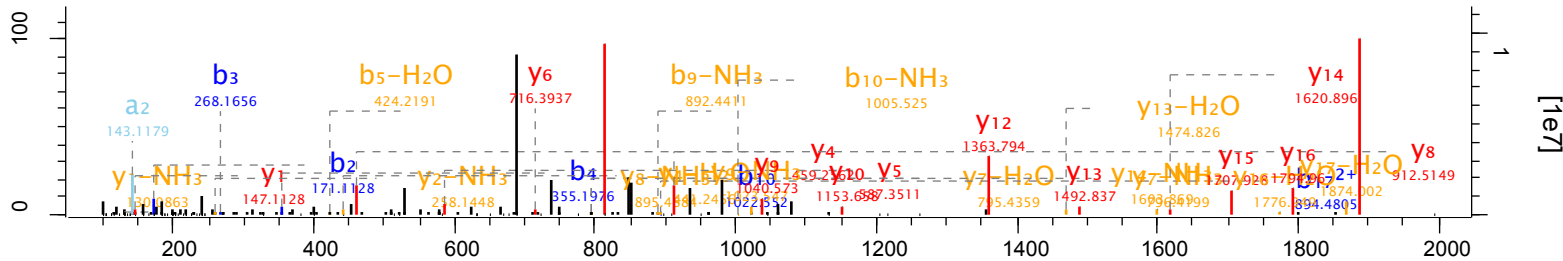
FTMS; HCD

92.77

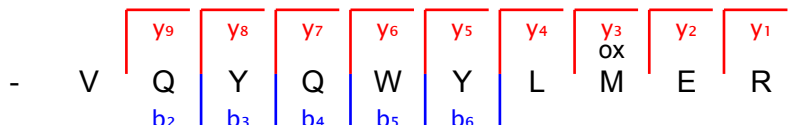
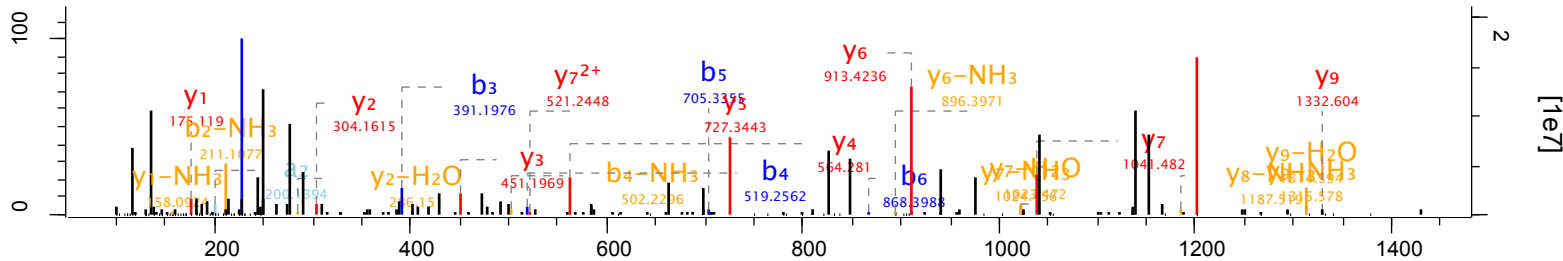
749.92



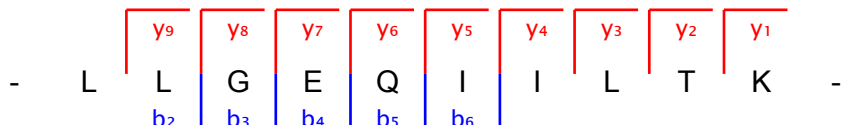
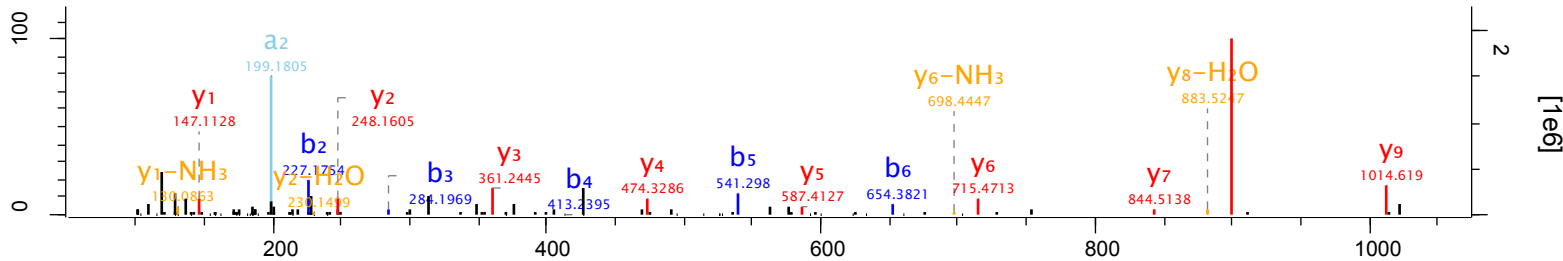
Raw file	Scan	Method	Score	m/z	Gene names
20120720_EXQ2_AtDe_SA_WTR_OG_pooled_final_3_6	37378	FTMS; HCD	116.6	688.04	Tacc2



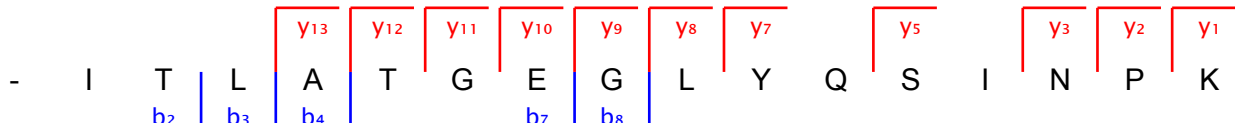
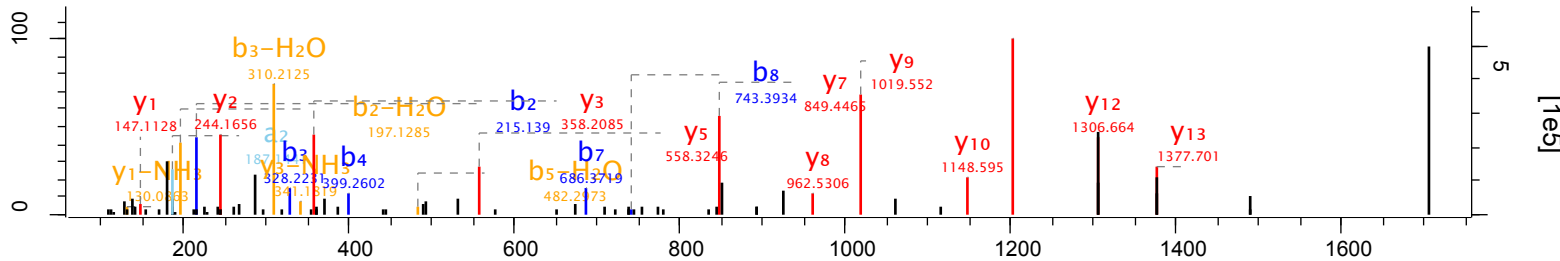
Raw file	Scan	Method	Score	m/z	Gene names
20120720_EXQ2_AtDe_SA_WTR_OG_pooled_final_3_6	41572	FTMS; HCD	119.27	716.34	Ndufa1



Raw file	Scan	Method	Score	m/z	Gene names
20120720_EXQ2_AtDe_SA_WTR_OG_pooled_final_3_6	47227	FTMS; HCD	94.77	564.36	Pet117



Raw file	Scan	Method	Score	m/z	Gene names
20120720_EXQ2_AtDe_SA_WTR_OG_pooled_final_3_6	49282	FTMS; HCD	80.74	853.47	Rfesd



Raw file

Scan

Method

Score

m/z

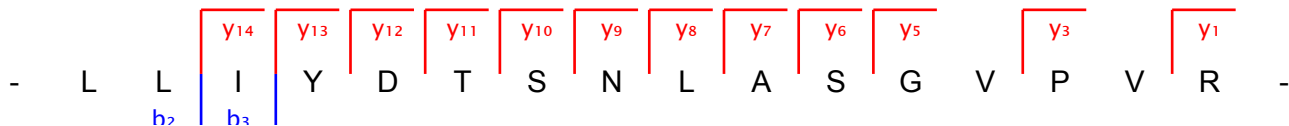
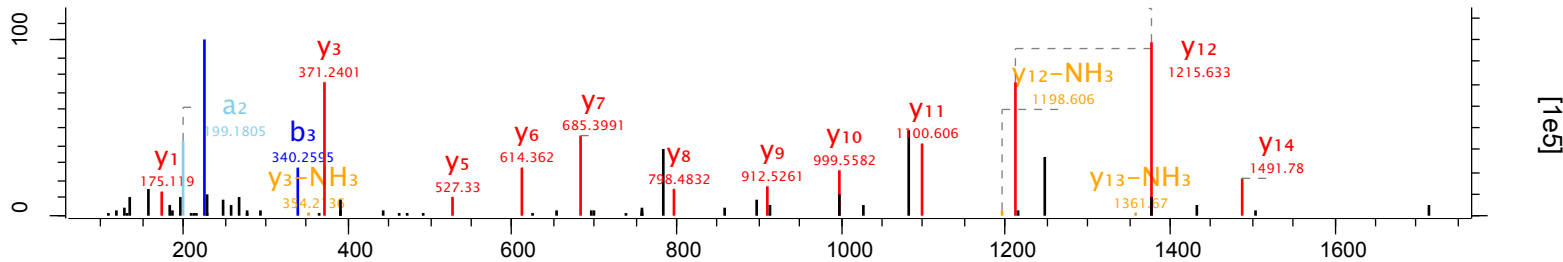
20120720\_EXQ2\_AtDe\_SA\_WTR\_OG\_pooled\_final\_3\_6

57269

FTMS; HCD

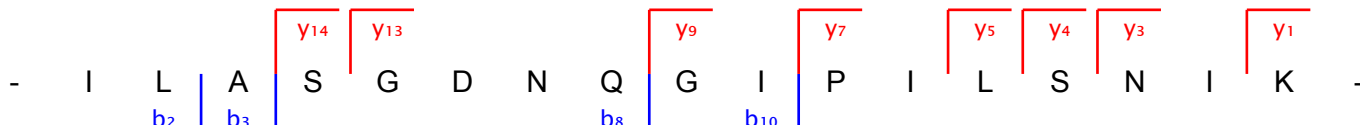
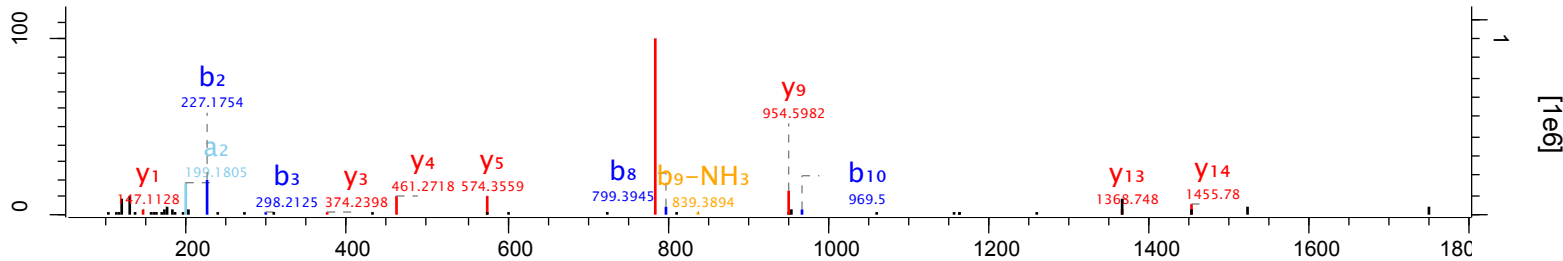
80.39

859.48





Raw file	Scan	Method	Score	m/z	Gene names
20120720_EXQ2_AtDe_SA_WTR_OG_pooled_final_3_6	59926	FTMS; HCD	38.78	877	Lcat



Raw file

20120720\_EXQ2\_AtDe\_SA\_WTR\_OG\_pooled\_final\_3\_6

Scan

64087

Method

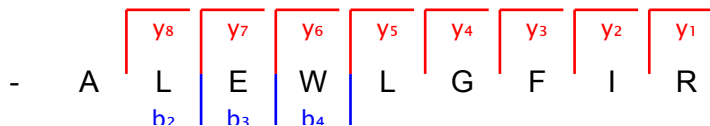
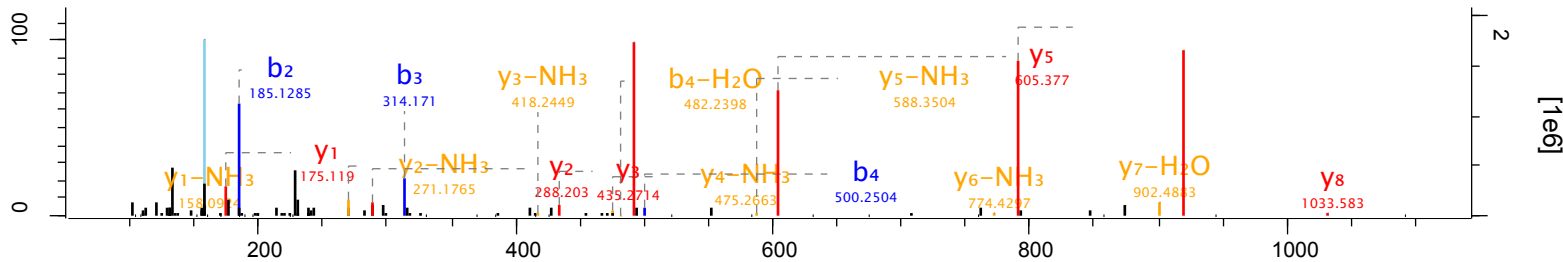
FTMS; HCD

Score

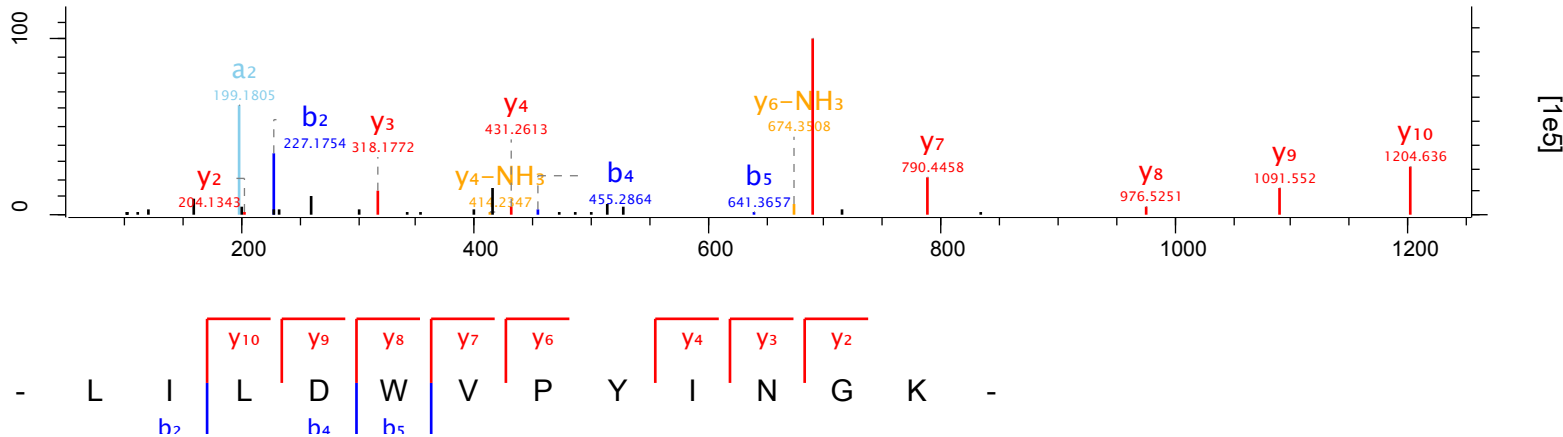
130.56

m/z

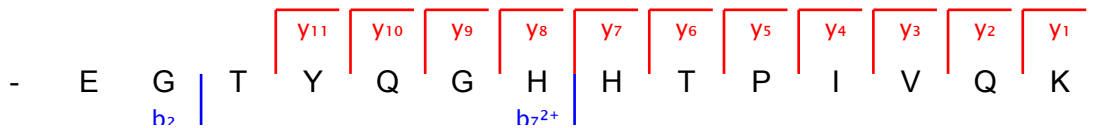
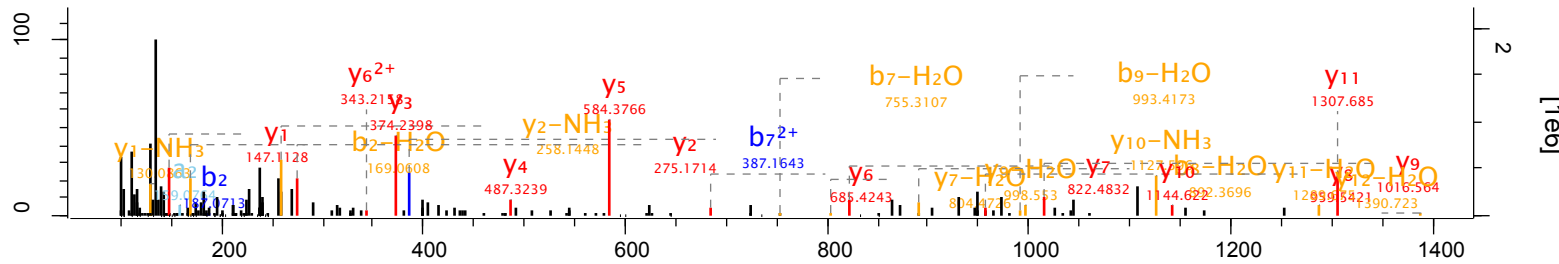
552.81



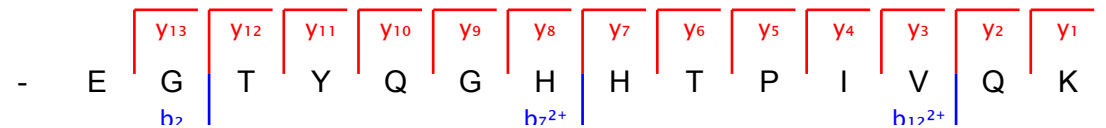
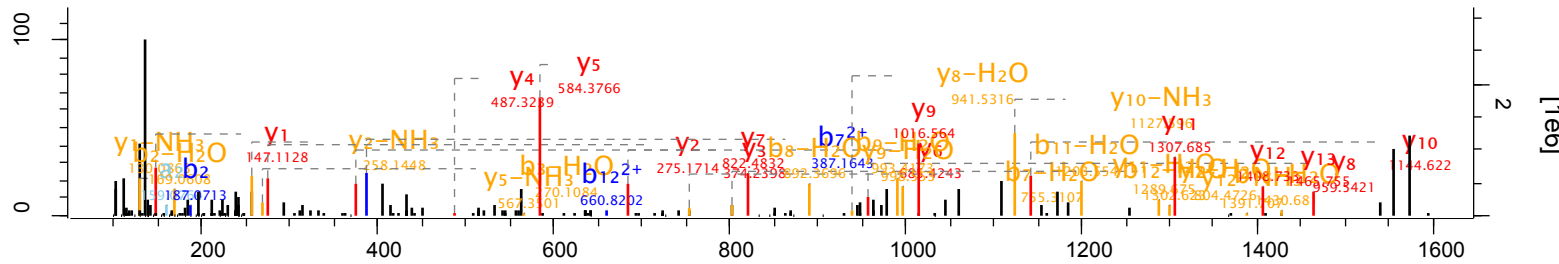
Raw file	Scan	Method	Score	m/z	Gene names
20120720_EXQ2_AtDe_SA_WTR_OG_pooled_final_3_6	65103	FTMS; HCD	67.38	715.91	Uqcr11



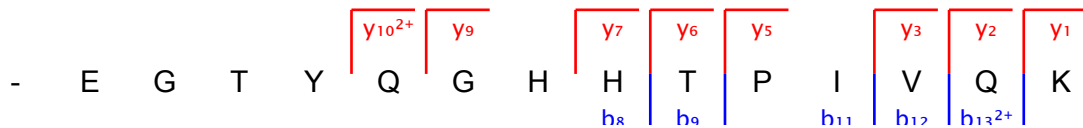
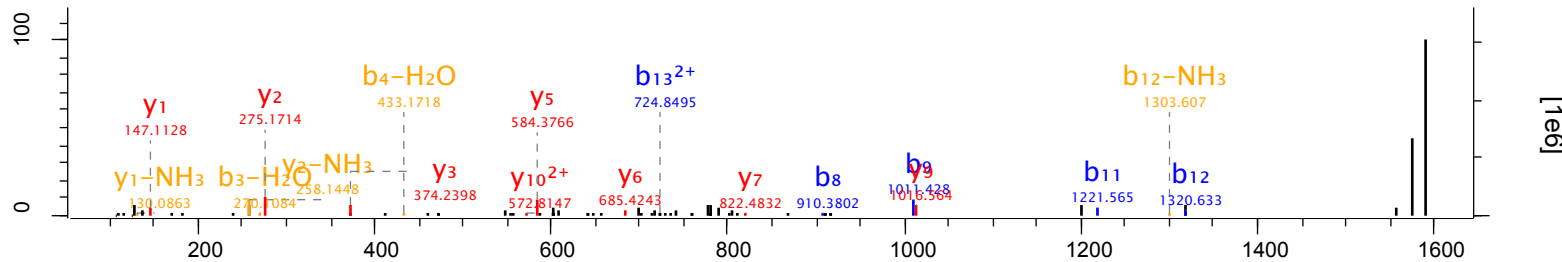
Raw file	Scan	Method	Score	m/z	Gene names
20120720_EXQ2_AtDe_SA_WTR_OG_pooled_final_3_7	10405	FTMS; HCD	79.87	399.45	mt-Co3;Mtco



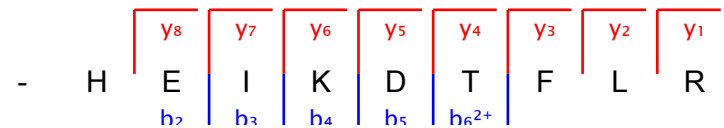
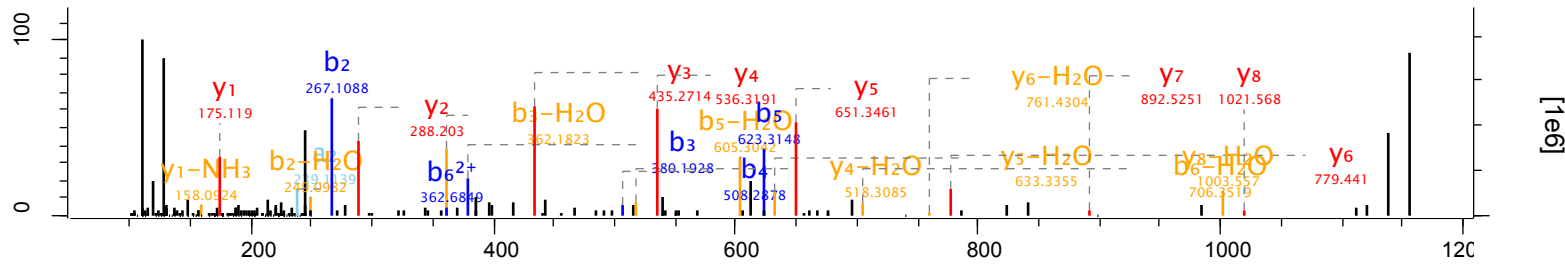
Raw file	Scan	Method	Score	m/z	Gene names
20120720_EXQ2_AtDe_SA_WTR_OG_pooled_final_3_7	10410	FTMS; HCD	124.07	532.27	mt-Co3;Mtco



Raw file	Scan	Method	Score	m/z	Gene names
20120720_EXQ2_AtDe_SA_WTR_OG_pooled_final_3_7	10415	FTMS; HCD	59.25	798.4	mt-Co3;Mtco3



Raw file	Scan	Method	Score	m/z	Gene names
20120720_EXQ2_AtDe_SA_WTR_OG_pooled_final_3_7	19269	FTMS; HCD	137.95	386.88	Tspan7



Raw file

Scan

Method

Score

m/z

Gene names

20120720\_EXQ2\_AtDe\_SA\_WTR\_OG\_pooled\_final\_3\_7

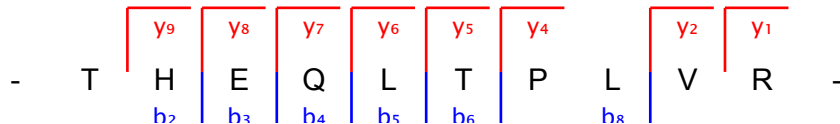
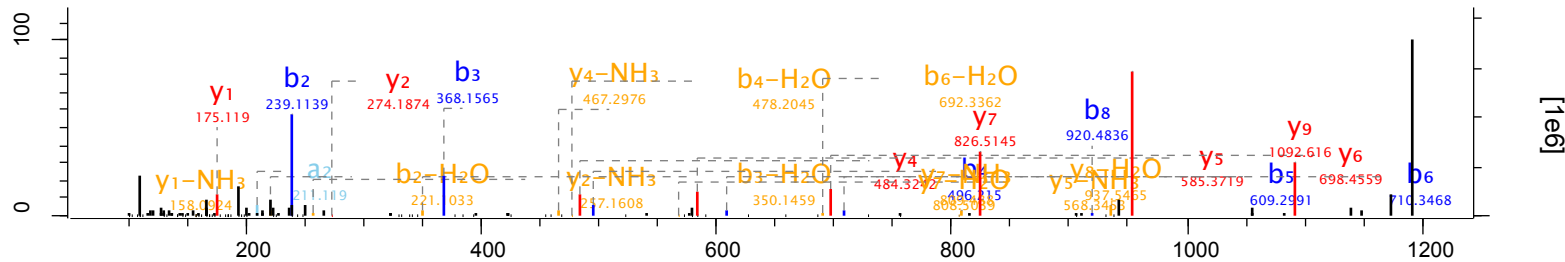
22816

FTMS; HCD

131.83

597.34

Apoa2





Raw file

20120720\_EXQ2\_AtDe\_SA\_WTR\_OG\_pooled\_final\_3\_7

Scan

29732

Method

FTMS; HCD

Score

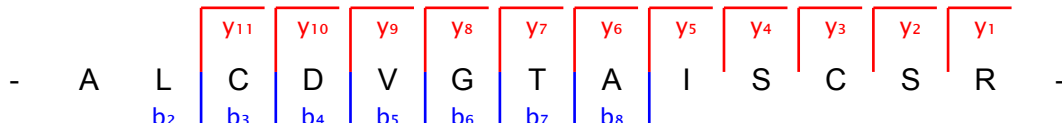
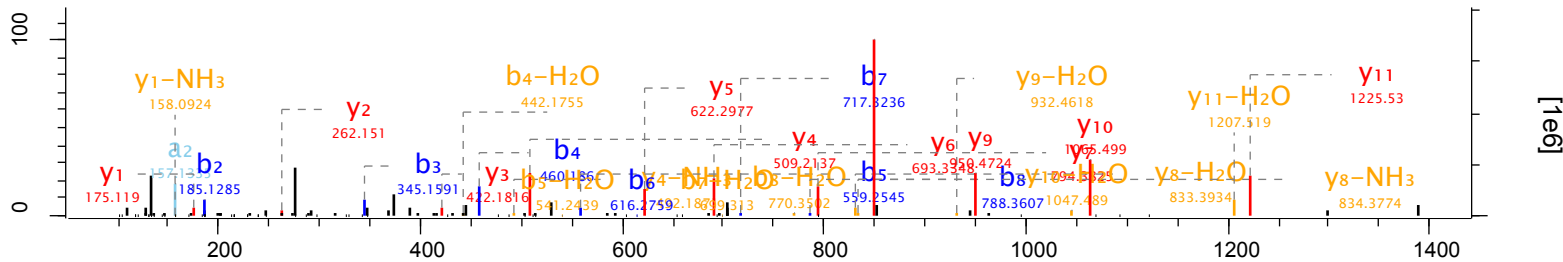
119.88

m/z

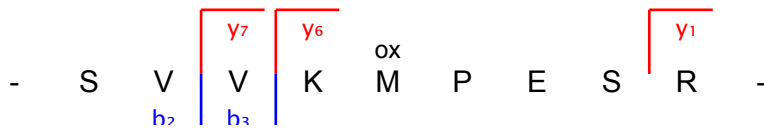
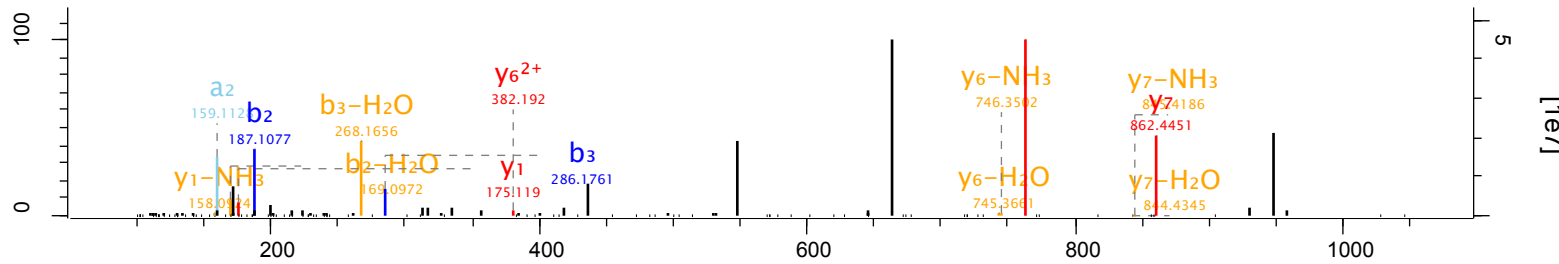
705.33

Gene names

Vkorc1



Raw file	Scan	Method	Score	m/z	Gene names
20120720_EXQ2_AtDe_SA_WTR_OG_pooled_final_3_7	32924	FTMS; HCD	94.11	524.78	4933433C111



Raw file

Scan

Method

Score

m/z

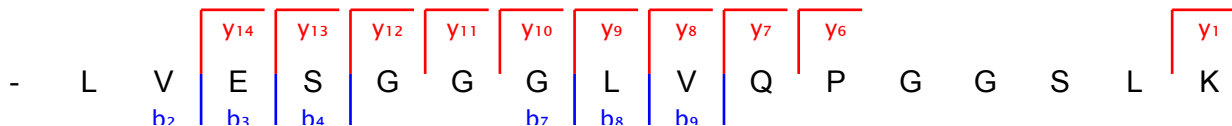
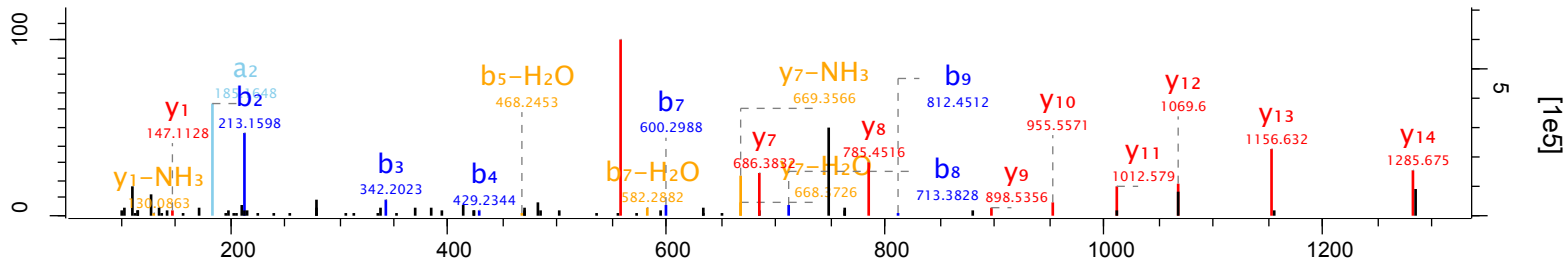
20120720\_EXQ2\_AtDe\_SA\_WTR\_OG\_pooled\_final\_3\_7

33294

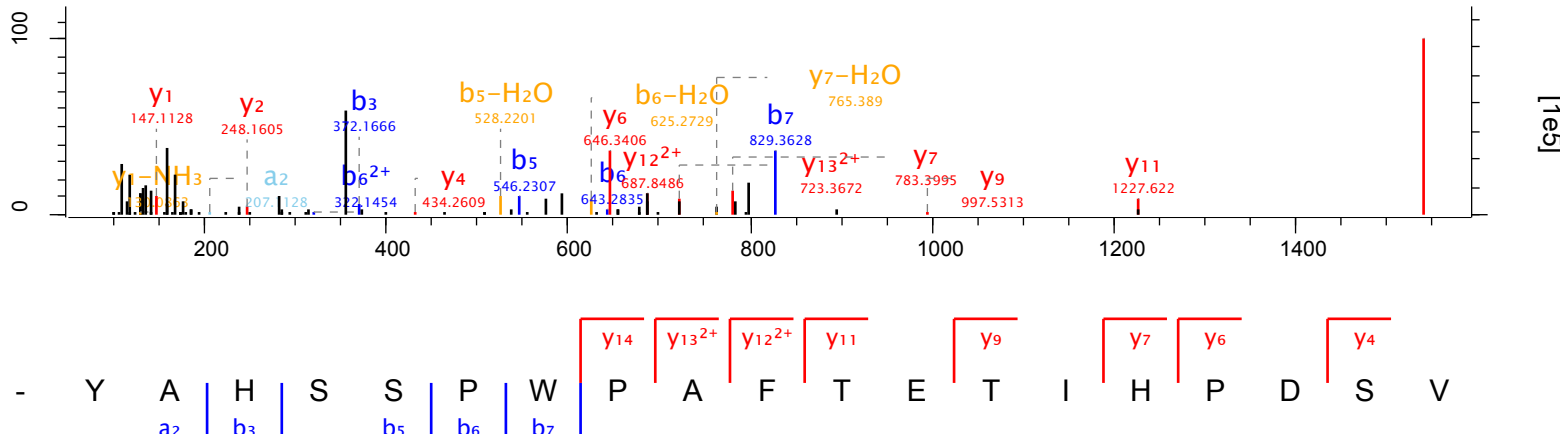
FTMS; HCD

85.47

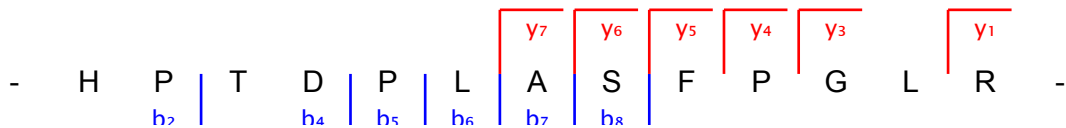
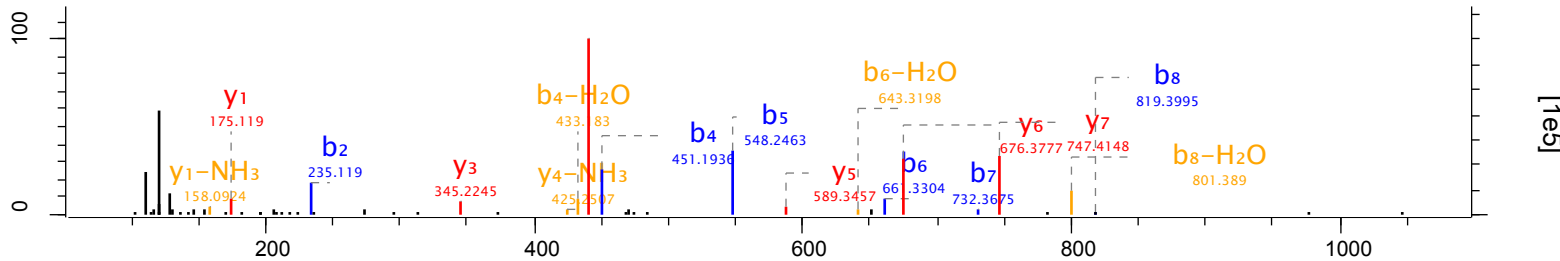
749.42



Raw file	Scan	Method	Score	m/z	Gene names
20120720_EXQ2_AtDe_SA_WTR_OG_pooled_final_3_7	45213	FTMS; HCD	49.77	593.79	Msrb1



Raw file	Scan	Method	Score	m/z	Gene names
20120720_EXQ2_AtDe_SA_WTR_OG_pooled_final_3_7	47699	FTMS; HCD	86.91	469.92	Themis2



Raw file

20120720\_EXQ2\_AtDe\_SA\_WTR\_OG\_pooled\_final\_3\_8

Scan

14306

Method

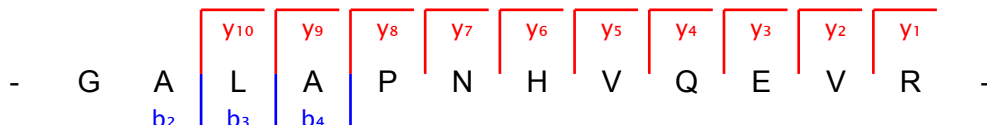
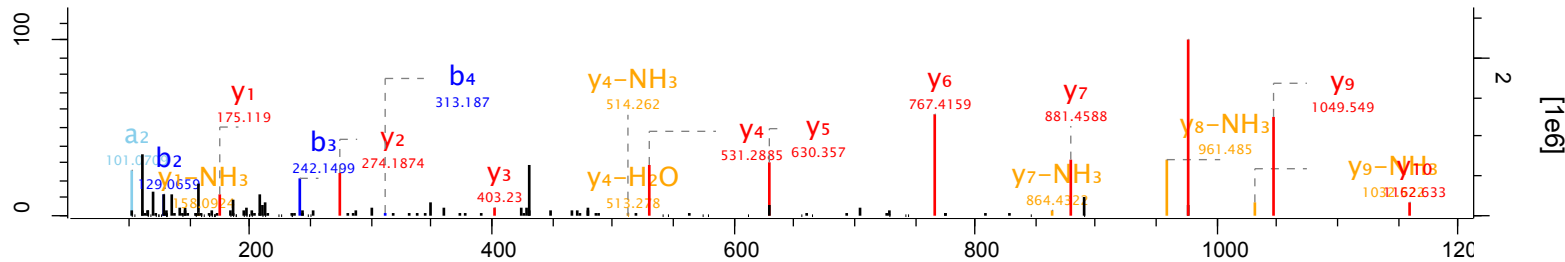
FTMS; HCD

Score

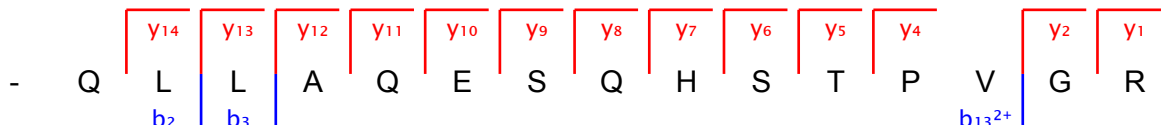
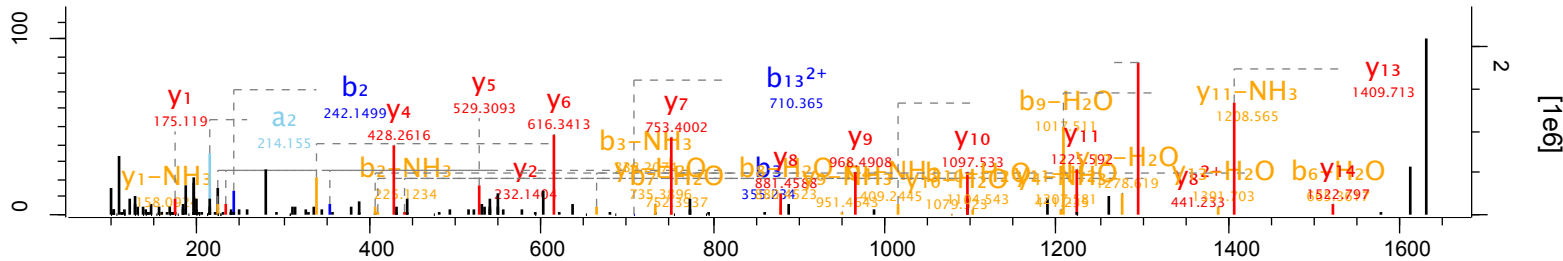
79.49

m/z

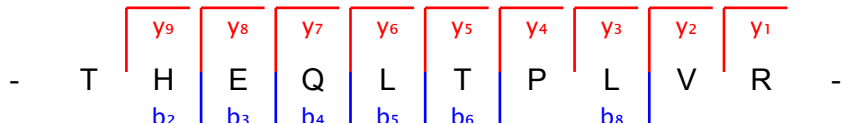
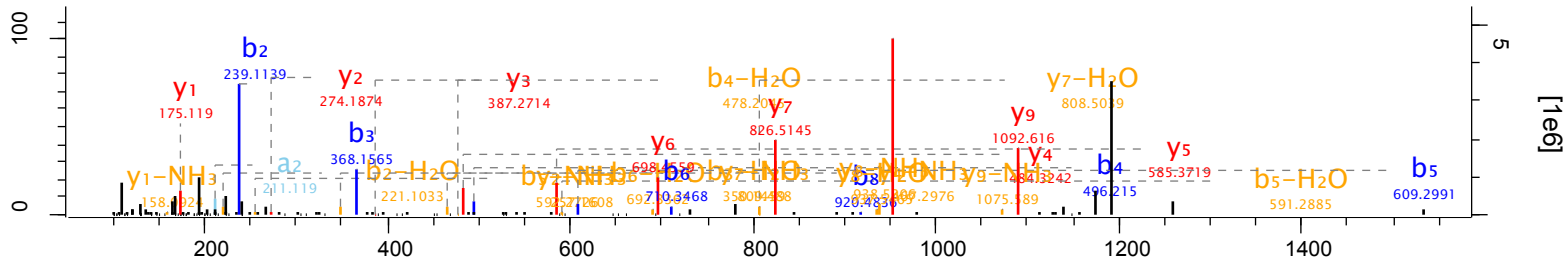
430.9



Raw file	Scan	Method	Score	m/z	Gene names
20120720_EXQ2_AtDe_SA_WTR_OG_pooled_final_3_8	17818	FTMS; HCD	113.1	550.96	Gjc3

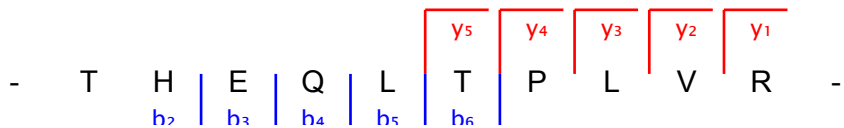
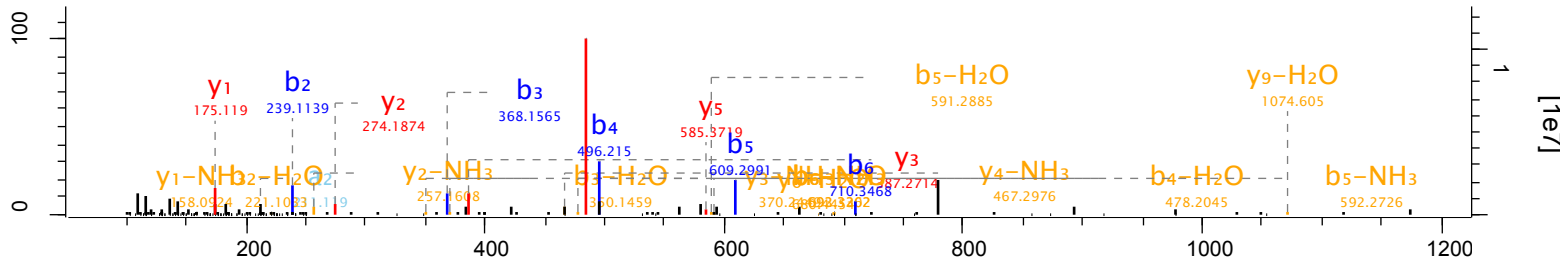


Raw file	Scan	Method	Score	m/z	Gene names
20120720_EXQ2_AtDe_SA_WTR_OG_pooled_final_3_8	21505	FTMS; HCD	159.09	597.34	Apoa2

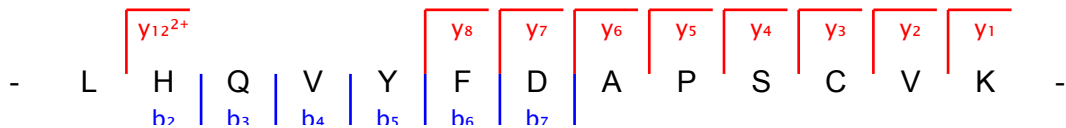
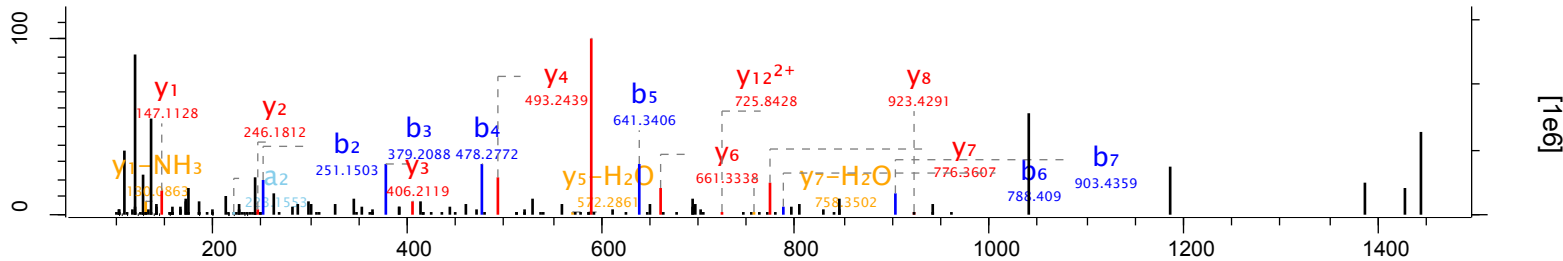




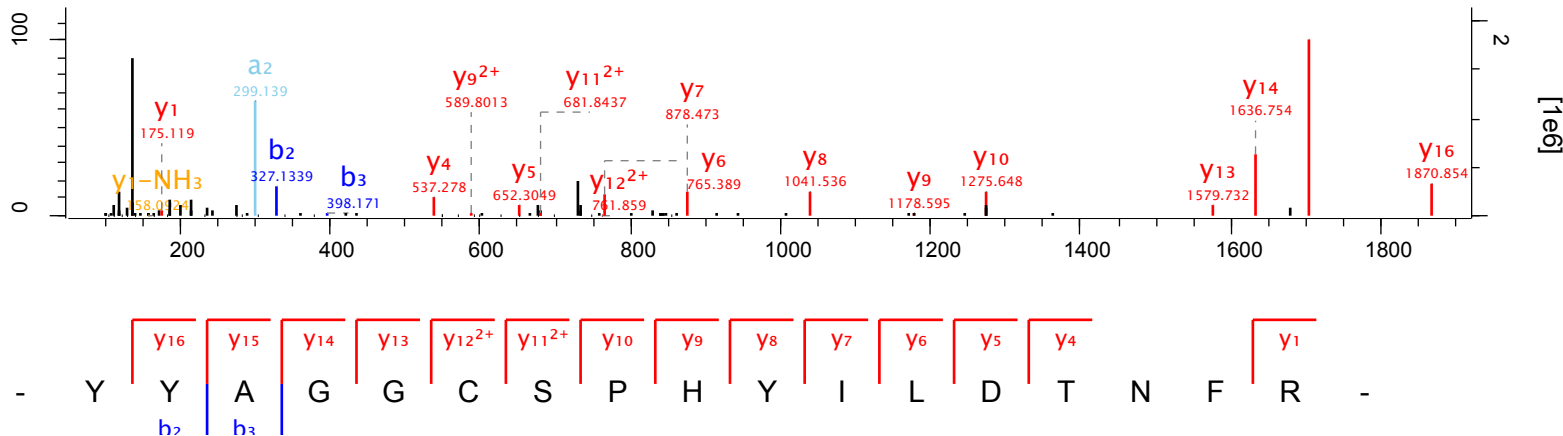
Raw file	Scan	Method	Score	m/z	Gene names
20120720_EXQ2_AtDe_SA_WTR_OG_pooled_final_3_8	21507	FTMS; HCD	89.91	398.56	Apoa2



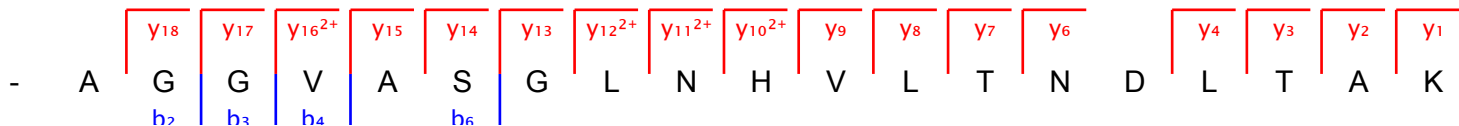
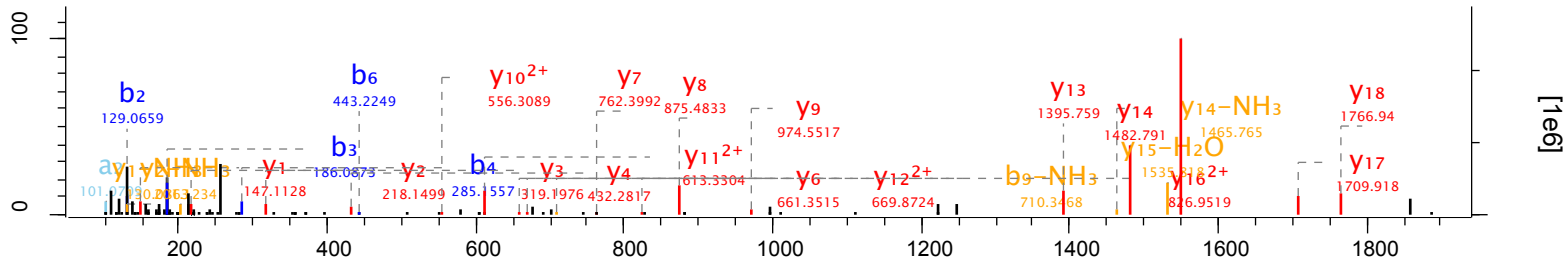
Raw file	Scan	Method	Score	m/z	Gene names
20120720_EXQ2_AtDe_SA_WTR_OG_pooled_final_3_8	30143	FTMS; HCD	45.83	521.25	Syp



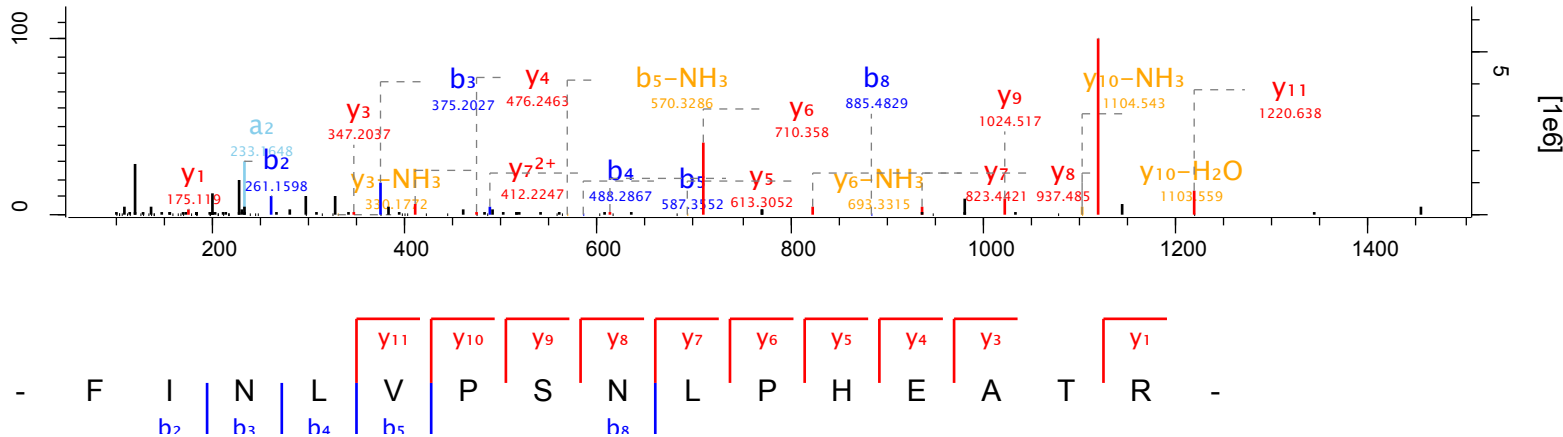
Raw file	Scan	Method	Score	m/z	Gene names
20120720_EXQ2_AtDe_SA_WTR_OG_pooled_final_3_8	41338	FTMS; HCD	64.45	678.98	C8b



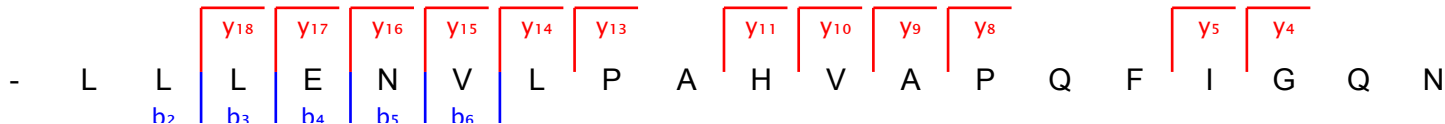
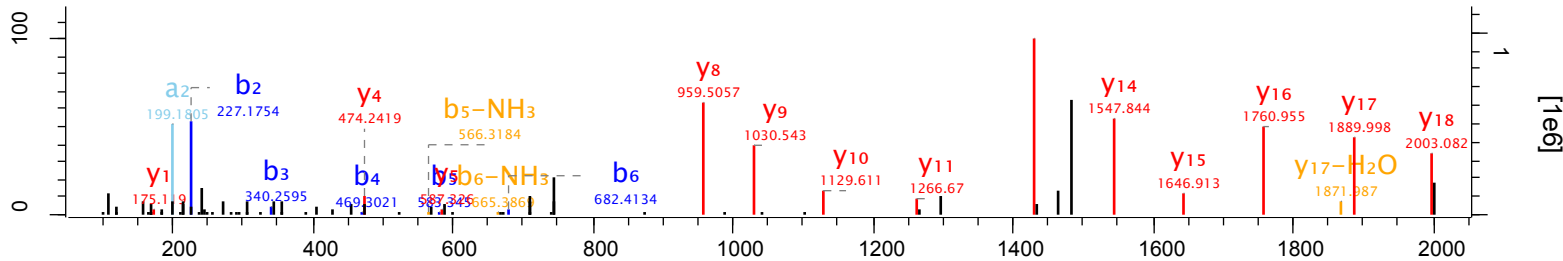
Raw file	Scan	Method	Score	m/z	Gene names
20120720_EXQ2_AtDe_SA_WTR_OG_pooled_final_3_8	41866	FTMS; HCD	73.69	613.33	Scin



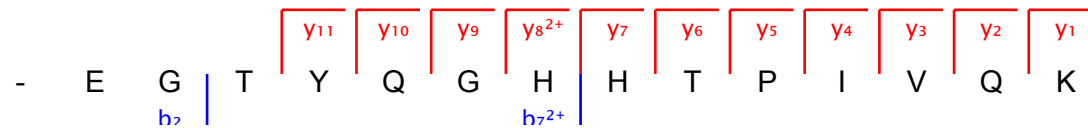
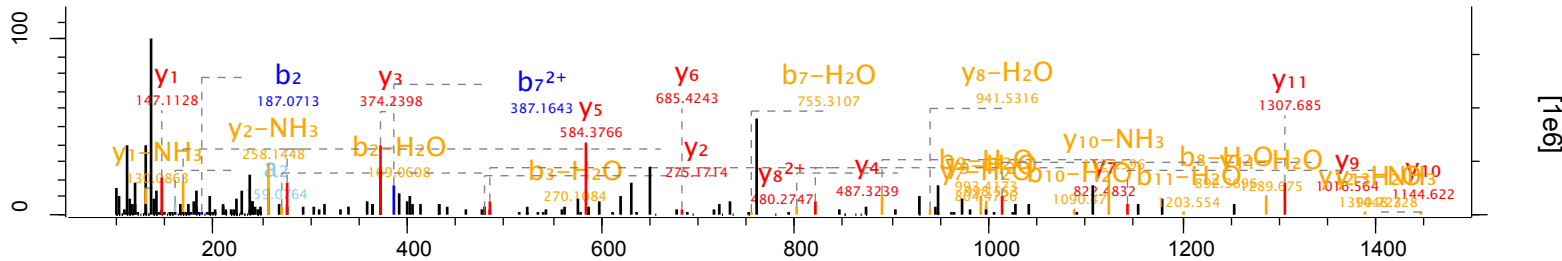
Raw file	Scan	Method	Score	m/z	Gene names
20120720_EXQ2_AtDe_SA_WTR_OG_pooled_final_3_8	46877	FTMS; HCD	89.91	569.98	Cyp2e1



Raw file	Scan	Method	Score	m/z	Gene names
20120720_EXQ2_AtDe_SA_WTR_OG_pooled_final_3_8	61348	FTMS; HCD	81.51	744.09	Adcy4

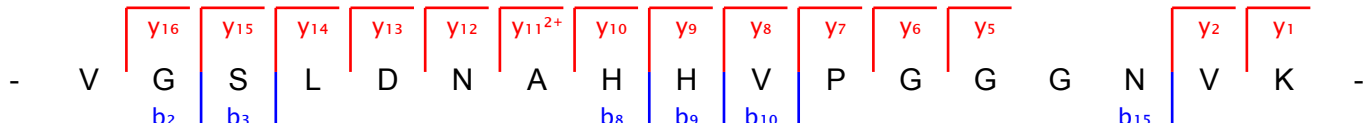
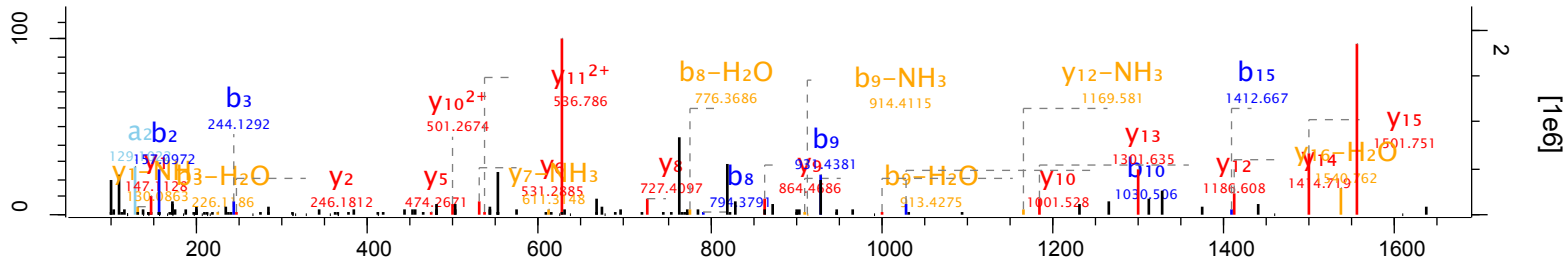


Raw file	Scan	Method	Score	m/z	Gene names
20120720_EXQ2_AtDe_SA_WTR_OG_pooled_final_3_8	9620	FTMS; HCD	82.07	399.46	mt-Co3;Mtco3



[1e6]

Raw file	Scan	Method	Score	m/z	Gene names
20120720_EXQ2_AtDe_SA_WTR_OG_pooled_final_3_9	11142	FTMS; HCD	95.66	553.29	Map2





Raw file

20120720\_EXQ2\_AtDe\_SA\_WTR\_OG\_pooled\_final\_3\_9

Scan

13214

Method

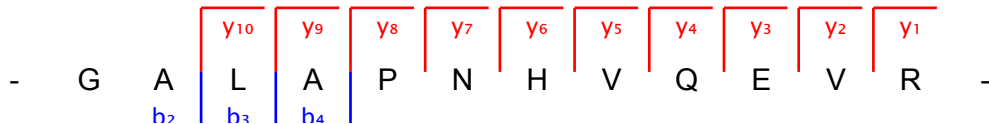
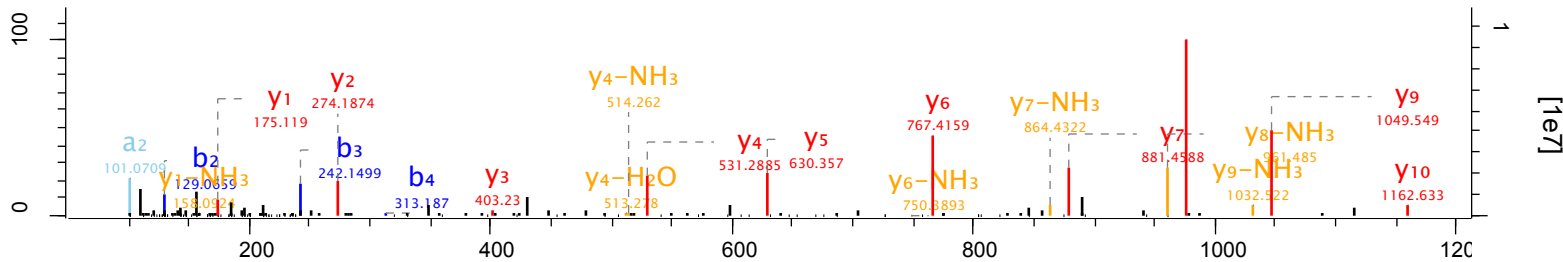
FTMS; HCD

Score

92.25

m/z

430.9



Raw file

Scan

Method

Score

m/z

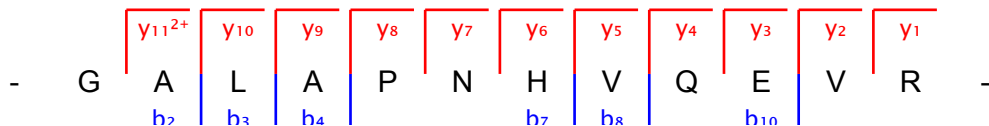
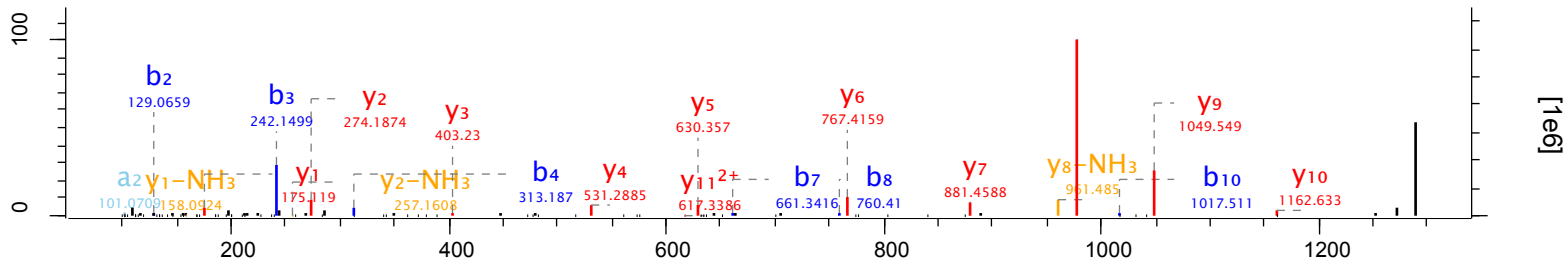
20120720\_EXQ2\_AtDe\_SA\_WTR\_OG\_pooled\_final\_3\_9

13223

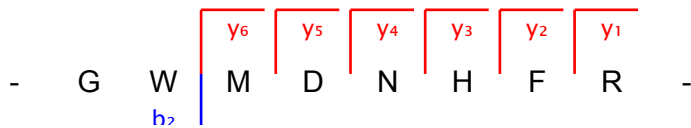
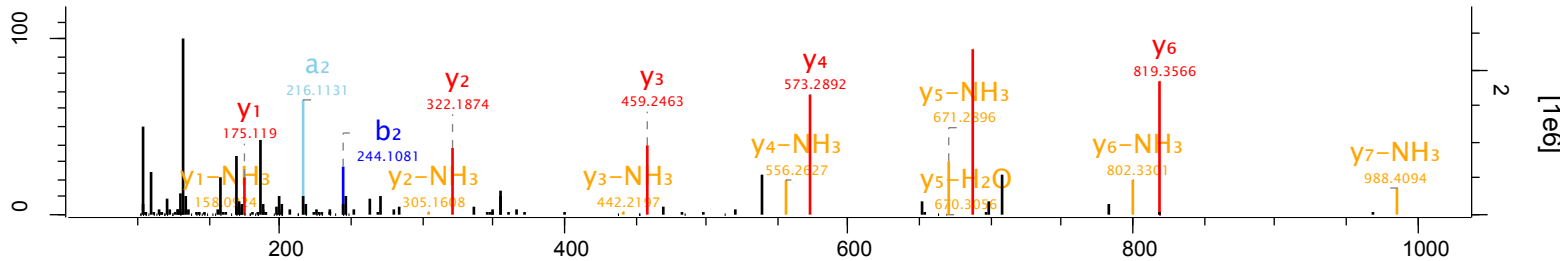
FTMS; HCD

104.24

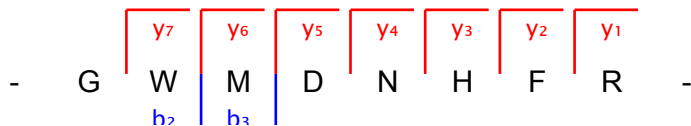
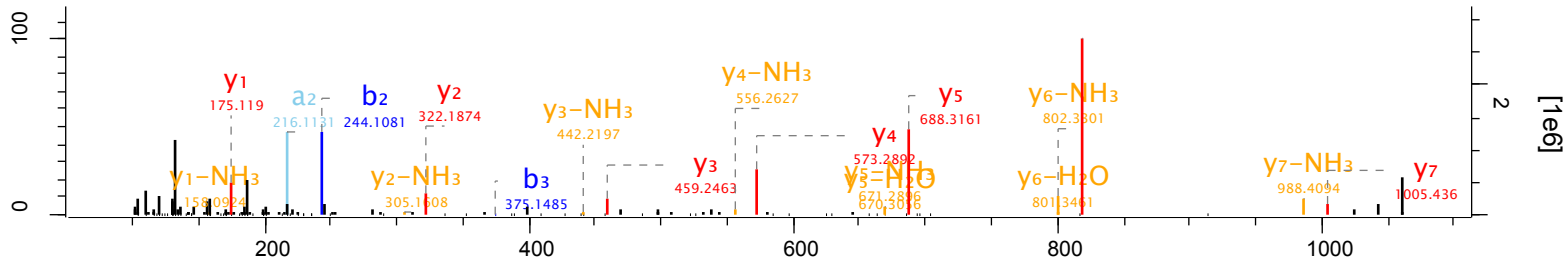
645.85



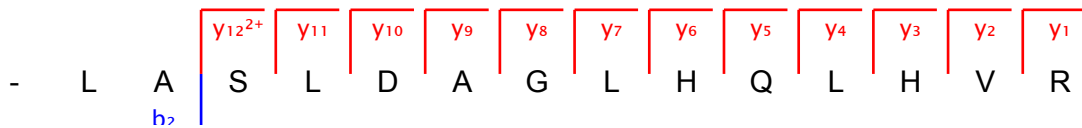
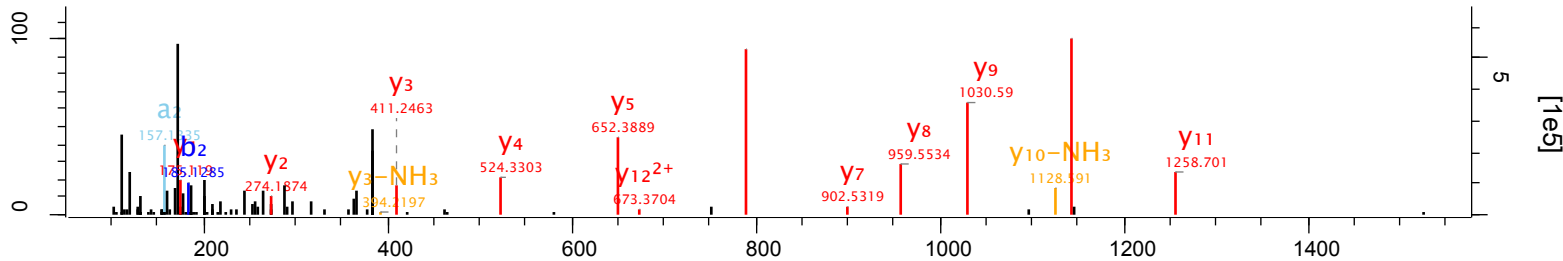
Raw file	Scan	Method	Score	m/z	Gene names
20120720_EXQ2_AtDe_SA_WTR_OG_pooled_final_3_9	25116	FTMS; HCD	80.23	354.82	Apoc3



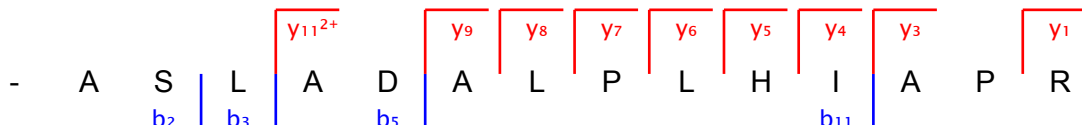
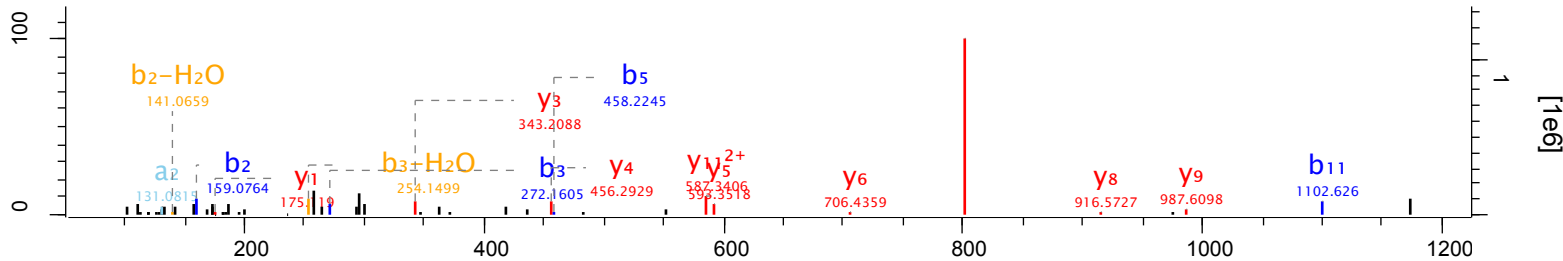
Raw file	Scan	Method	Score	m/z	Gene names
20120720_EXQ2_AtDe_SA_WTR_OG_pooled_final_3_9	25123	FTMS; HCD	122.13	531.73	Apoc3



Raw file	Scan	Method	Score	m/z	Gene names
20120720_EXQ2_AtDe_SA_WTR_OG_pooled_final_3_9	34753	FTMS; HCD	66.99	383.22	Clec11a



Raw file	Scan	Method	Score	m/z	Gene names
20120720_EXQ2_AtDe_SA_WTR_OG_pooled_final_3_9	52510	FTMS; HCD	49.3	482.61	Znrf1





Raw file

20120720\_EXQ2\_AtDe\_SA\_WTR\_OG\_pooled\_final\_3\_9

Scan

8441

Method

FTMS; HCD

Score

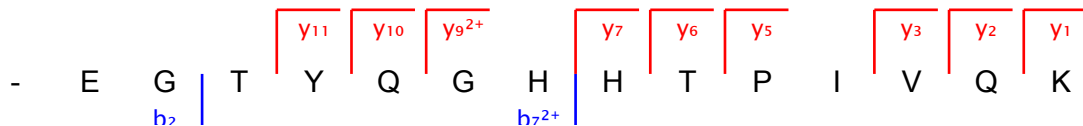
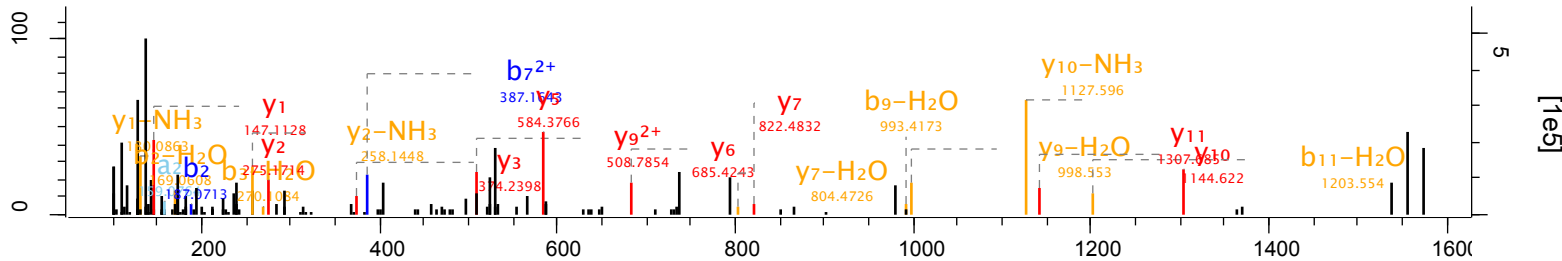
64.22

m/z

532.27

Gene names

mt-Co3;Mtco3





Raw file

20120720\_EXQ2\_AtDe\_SA\_WTR\_OG\_pooled\_final\_3\_9

Scan

8458

Method

FTMS; HCD

Score

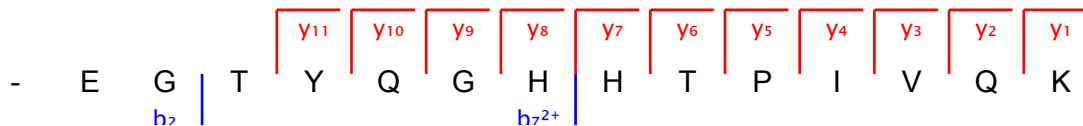
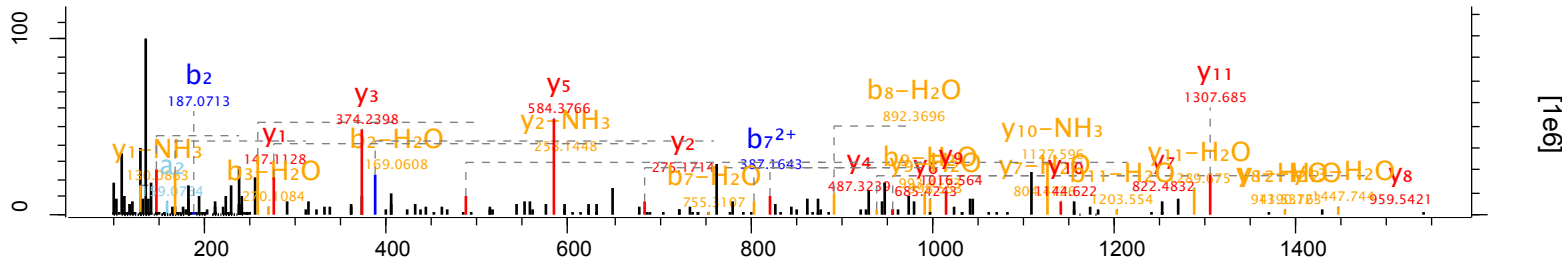
75.59

m/z

399.45

Gene names

mt-Co3;Mtco3



Raw file

20120720\_EXQ2\_AtDe\_SA\_WTR\_OG\_pooled\_final\_3\_9

Scan

8462

Method

FTMS; HCD

Score

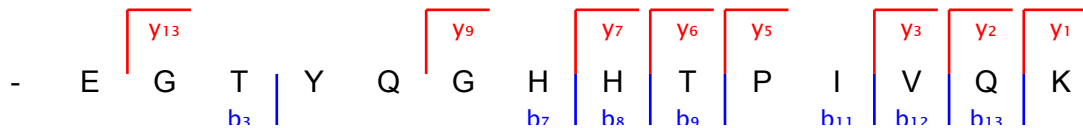
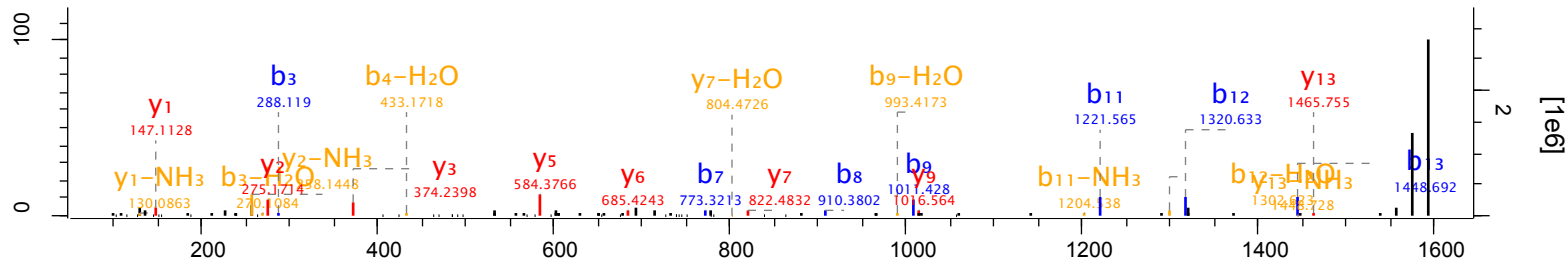
105.99

m/z

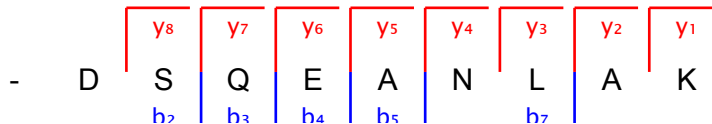
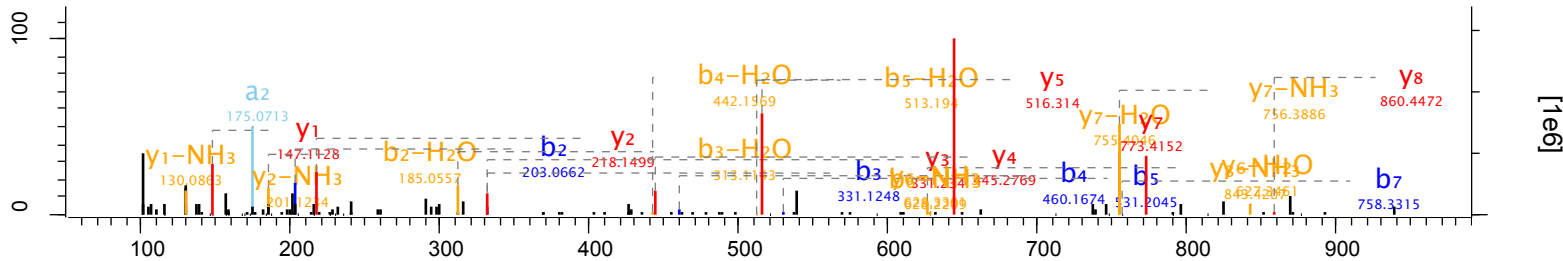
798.4

Gene names

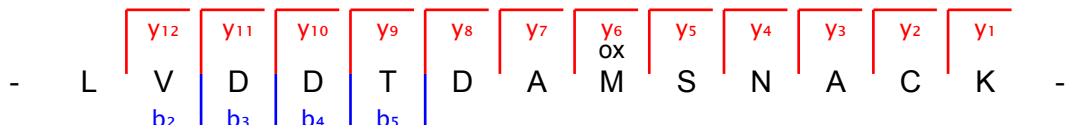
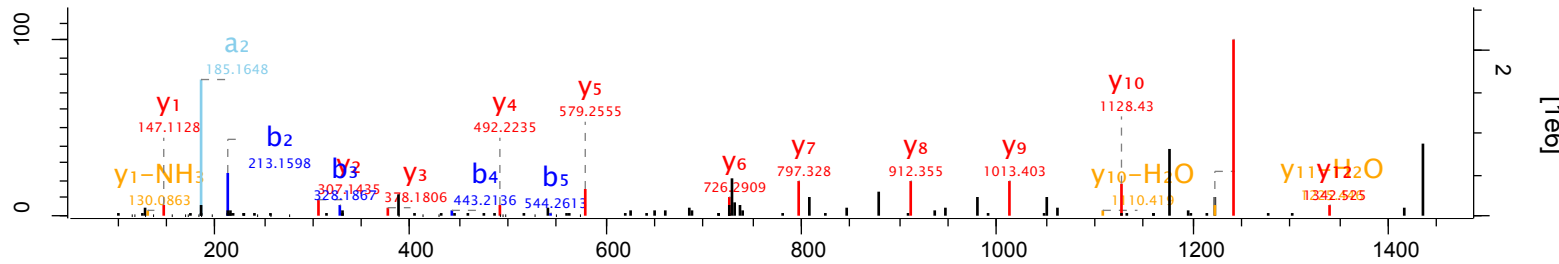
mt-Co3;Mtco3



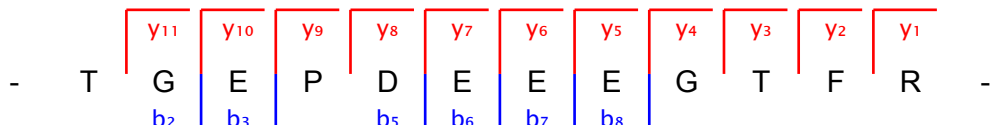
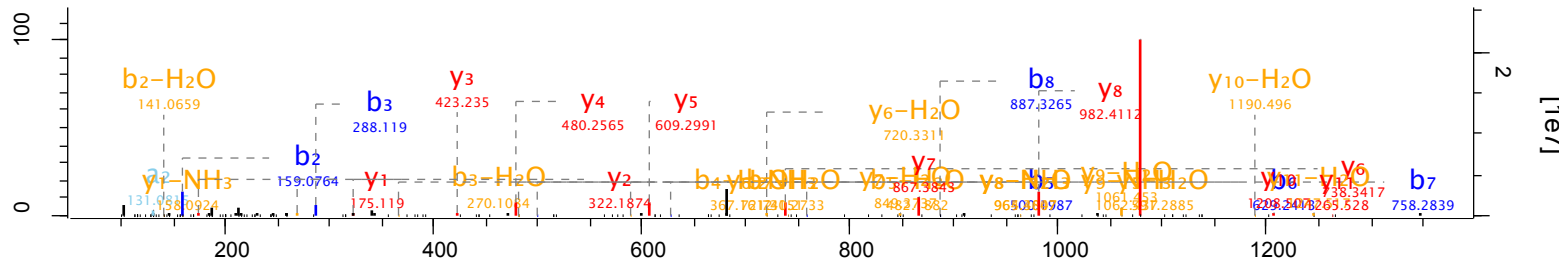
Raw file	Scan	Method	Score	m/z	Gene names
20121213_EXQ1_AtDe_50CM_LFQ_myotubes_OG1	10559	FTMS; HCD	121.5	488.24	Ebpl



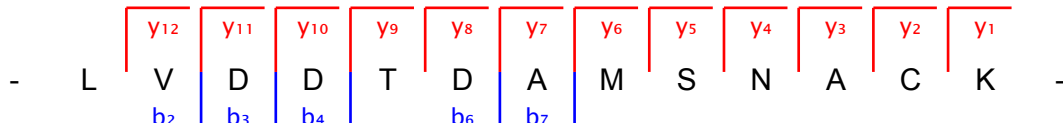
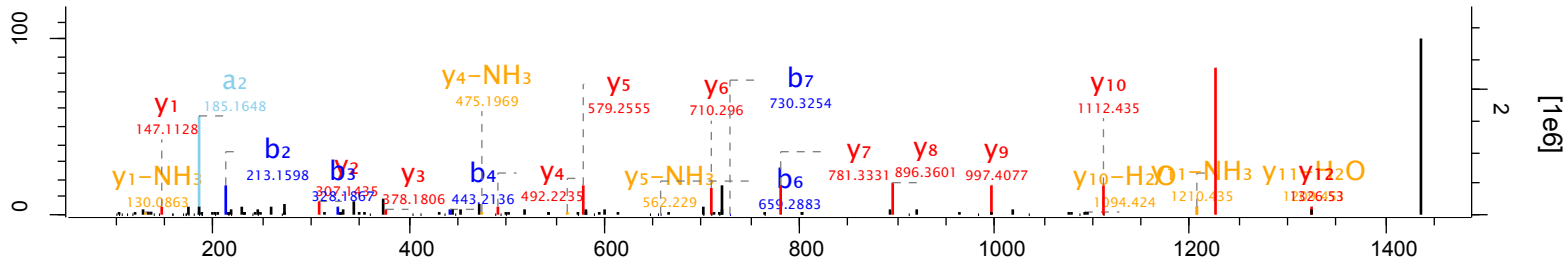
Raw file	Scan	Method	Score	m/z	Gene names
20121213_EXQ1_AtDe_50CM_LFQ_myotubes_OG1	13065	FTMS; HCD	107.65	728.31	Leprot1



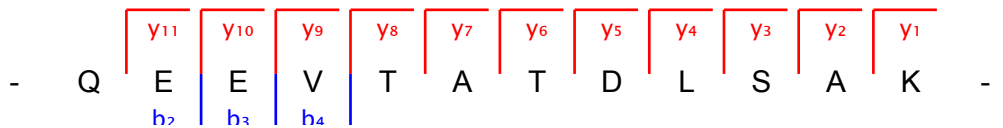
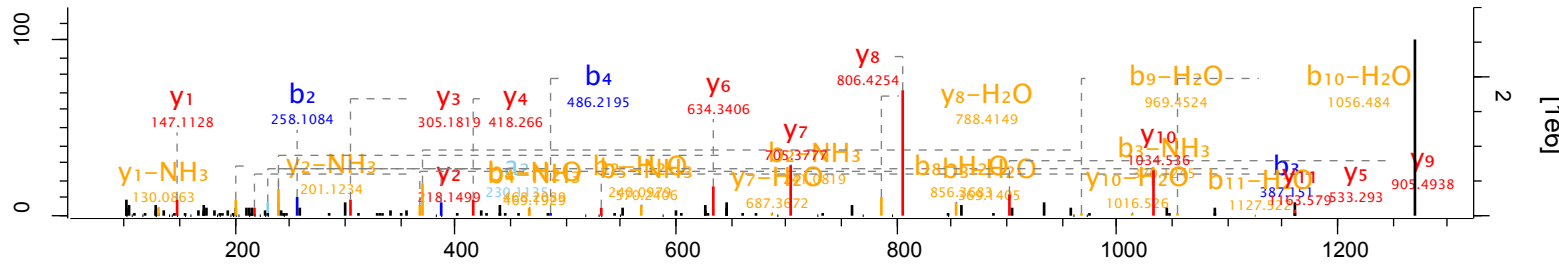
Raw file	Scan	Method	Score	m/z	Gene names
20121213_EXQ1_AtDe_50CM_LFQ_myotubes_OG1	18731	FTMS; HCD	143.42	683.79	Fxyd1



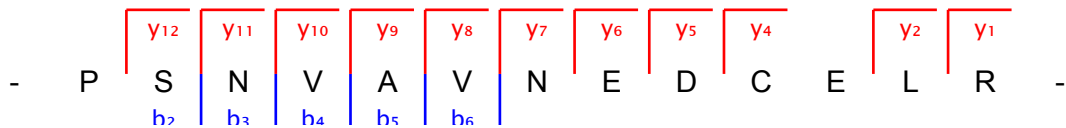
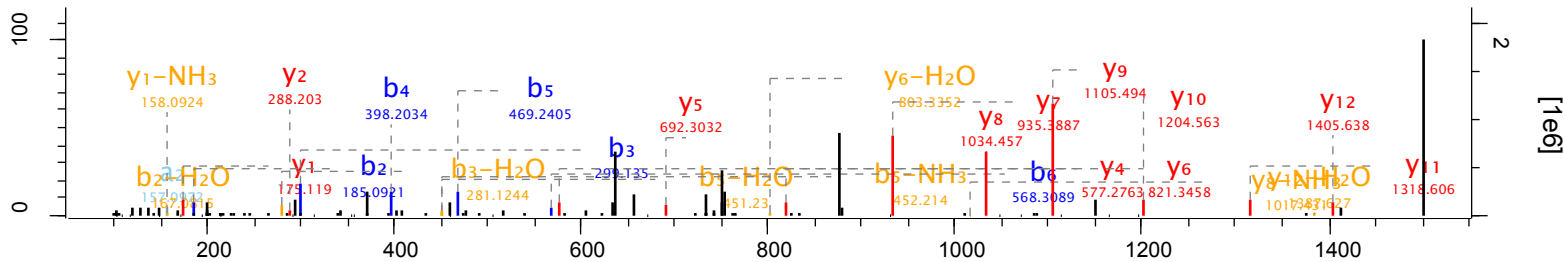
Raw file	Scan	Method	Score	m/z	Gene names
20121213_EXQ1_AtDe_50CM_LFQ_myotubes_OG1	21589	FTMS; HCD	99.94	720.31	Leprot11



Raw file	Scan	Method	Score	m/z	Gene names
20121213_EXQ1_AtDe_50CM_LFQ_myotubes_OG1	22018	FTMS; HCD	143.42	646.32	Mkrn1

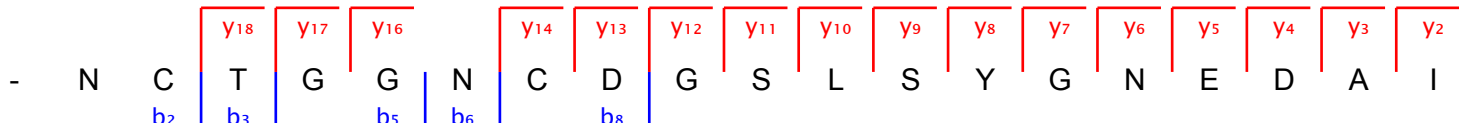
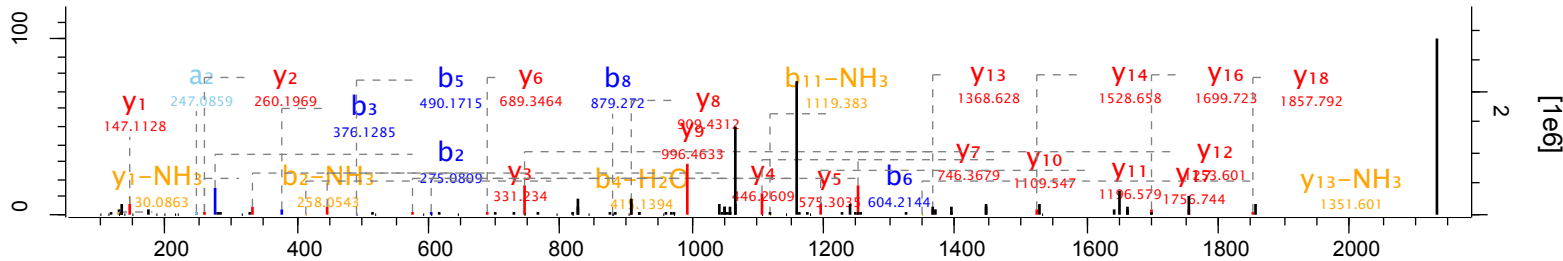


Raw file	Scan	Method	Score	m/z	Gene names
20121213_EXQ1_AtDe_50CM_LFQ_myotubes_OG1	23642	FTMS; HCD	93.48	752.35	Mapk11

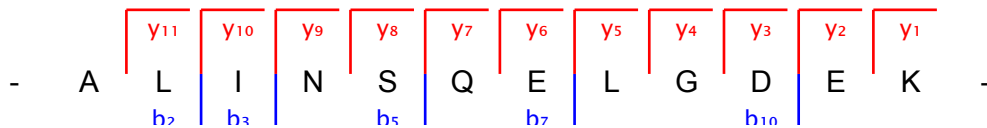
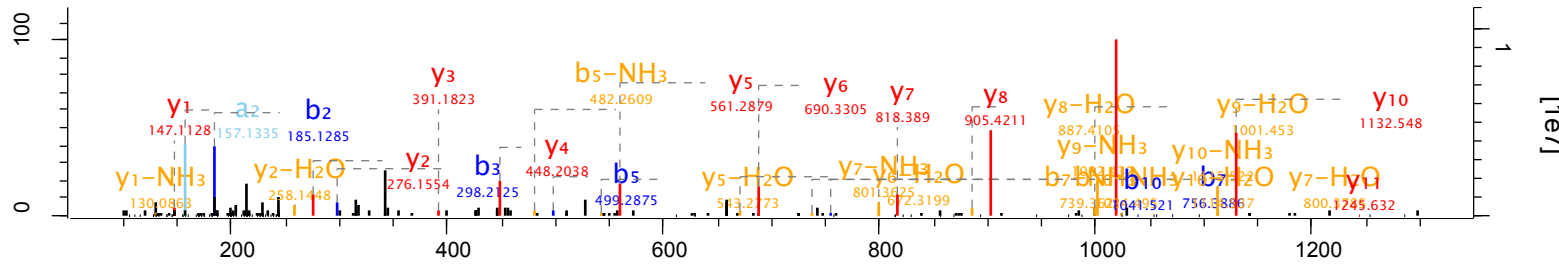




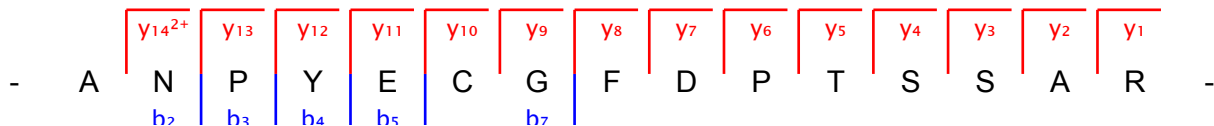
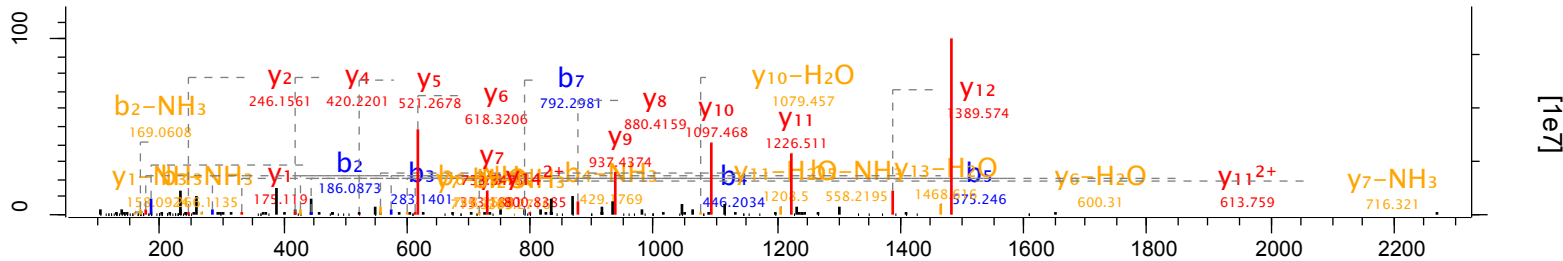
Raw file	Scan	Method	Score	m/z	Gene names
20121213_EXQ1_AtDe_50CM_LFQ_myotubes_OG1	27194	FTMS; HCD	79.14	1067.44	Emp1



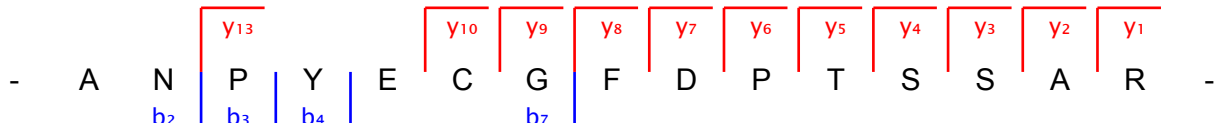
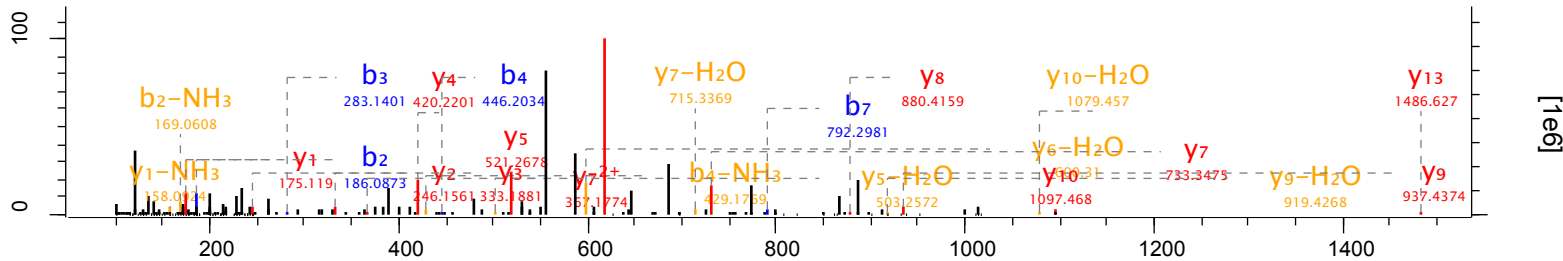
Raw file	Scan	Method	Score	m/z	Gene names
20121213_EXQ1_AtDe_50CM_LFQ_myotubes_OG1	30210	FTMS; HCD	125.03	658.84	Ing2



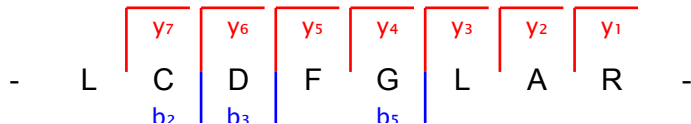
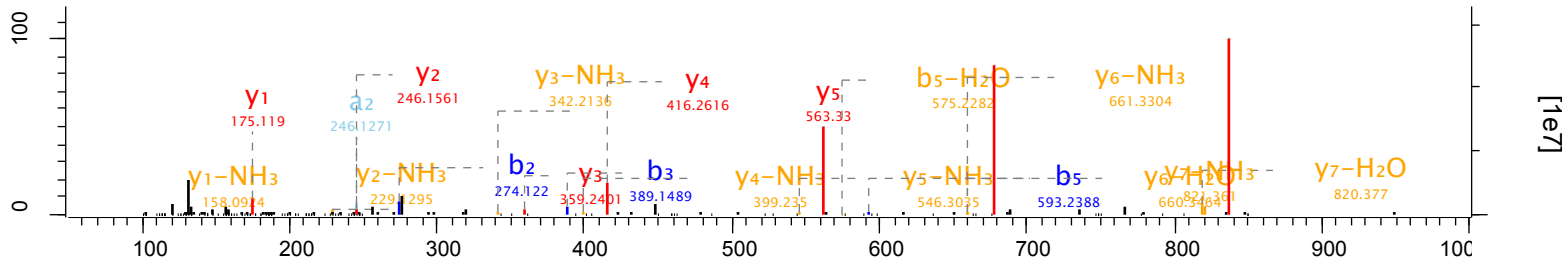
Raw file	Scan	Method	Score	m/z	Gene names
20121213_EXQ1_AtDe_50CM_LFQ_myotubes_OG1	32077	FTMS; HCD	99.06	836.36	mt-Nd3;Mtnd3



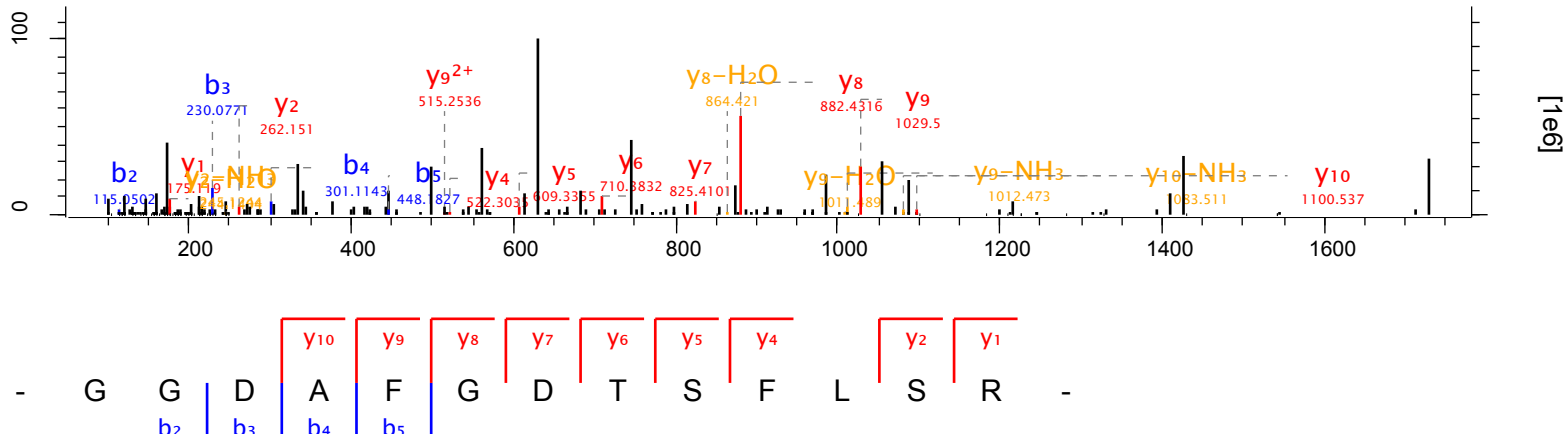
Raw file	Scan	Method	Score	m/z	Gene names
20121213_EXQ1_AtDe_50CM_LFQ_myotubes_OG1	32129	FTMS; HCD	75.97	558.24	mt-Nd3;Mtnd3



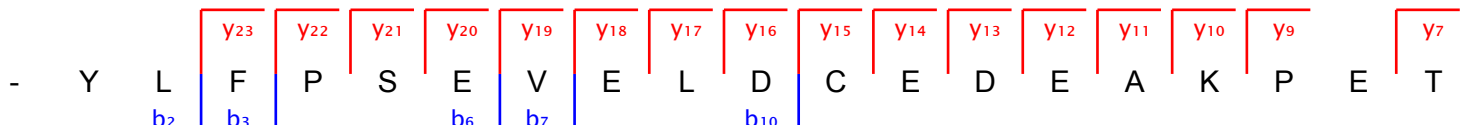
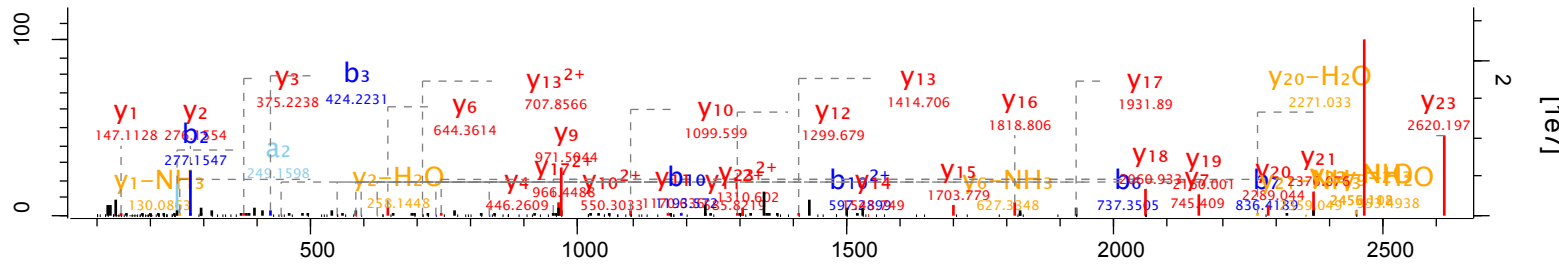
Raw file	Scan	Method	Score	m/z	Gene names
20121213_EXQ1_AtDe_50CM_LFQ_myotubes_OG1	34080	FTMS; HCD	149.4	476.24	Mapk15



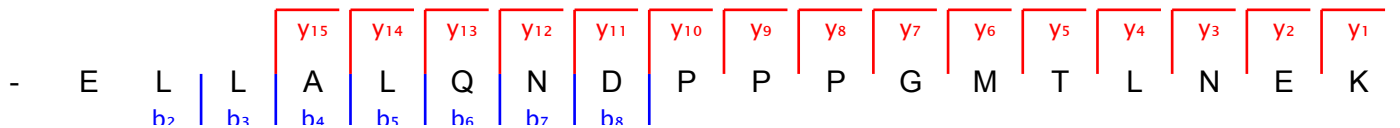
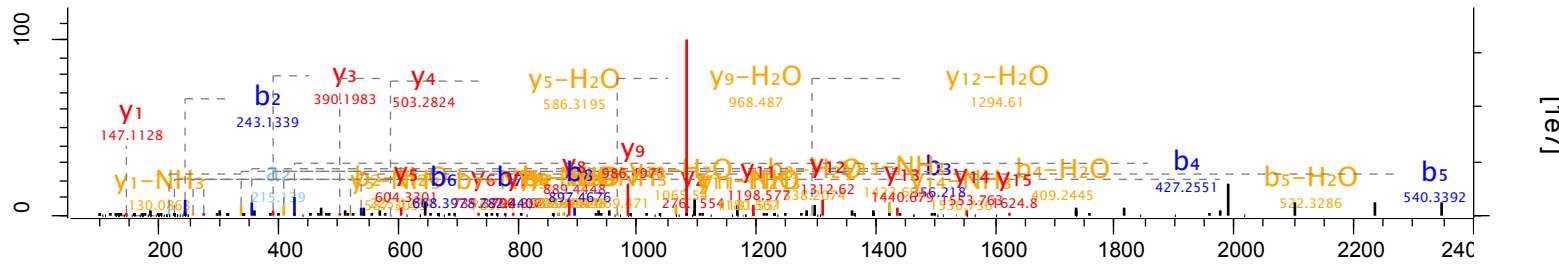
Raw file	Scan	Method	Score	m/z	Gene names
20121213_EXQ1_AtDe_50CM_LFQ_myotubes_OG1	45305	FTMS; HCD	39.82	664.65	Cdc42ep5



Raw file	Scan	Method	Score	m/z	Gene names
20121213_EXQ1_AtDe_50CM_LFQ_myotubes_OG1	52840	FTMS; HCD	129.66	966.46	Tmem128

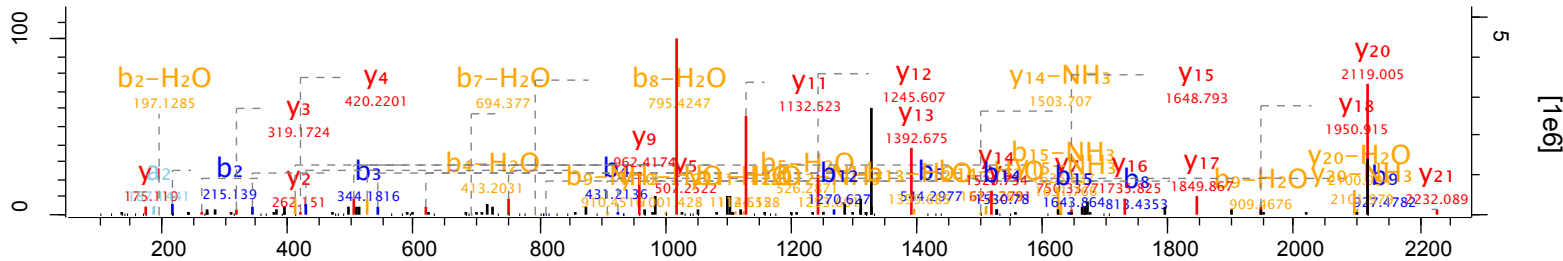


Raw file	Scan	Method	Score	m/z	Gene names
20121213_EXQ1_AtDe_50CM_LFQ_myotubes_OG1	55099	FTMS; HCD	134.98	991.01	Ube2w





Raw file	Scan	Method	Score	m/z	Gene names
20121213_EXQ1_AtDe_50CM_LFQ_myotubes_OG1	56146	FTMS; HCD	128.4	1332.17	Slc31a2

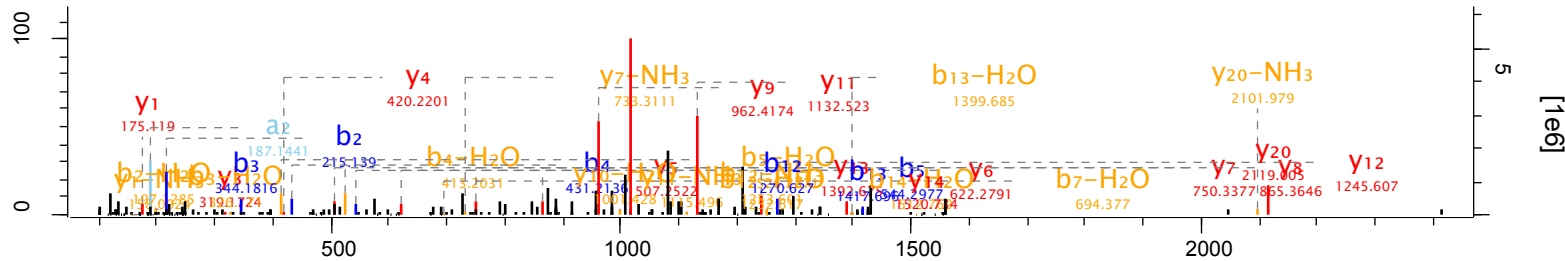


- T L E S L P A T N S Q Q F I L G P D Q

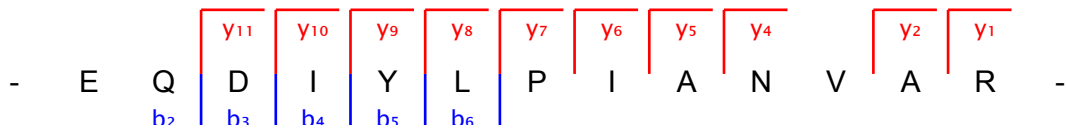
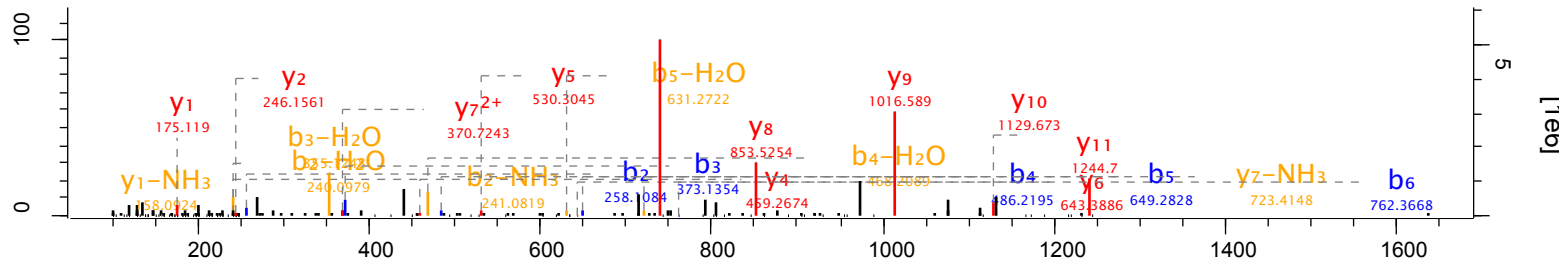
b<sub>2</sub> | b<sub>3</sub> | b<sub>4</sub> | y<sub>21</sub> | y<sub>20</sub> | y<sub>18</sub> | y<sub>17</sub> | y<sub>16</sub> | y<sub>15</sub> | y<sub>14</sub> | y<sub>13</sub> | y<sub>12</sub> | y<sub>11</sub> | y<sub>10</sub> | y<sub>9</sub> | y<sub>7</sub>

b<sub>2</sub> | b<sub>3</sub> | b<sub>4</sub> | b<sub>5</sub> | b<sub>8</sub> | b<sub>9</sub> | b<sub>12</sub> | b<sub>14</sub> | b<sub>15</sub>

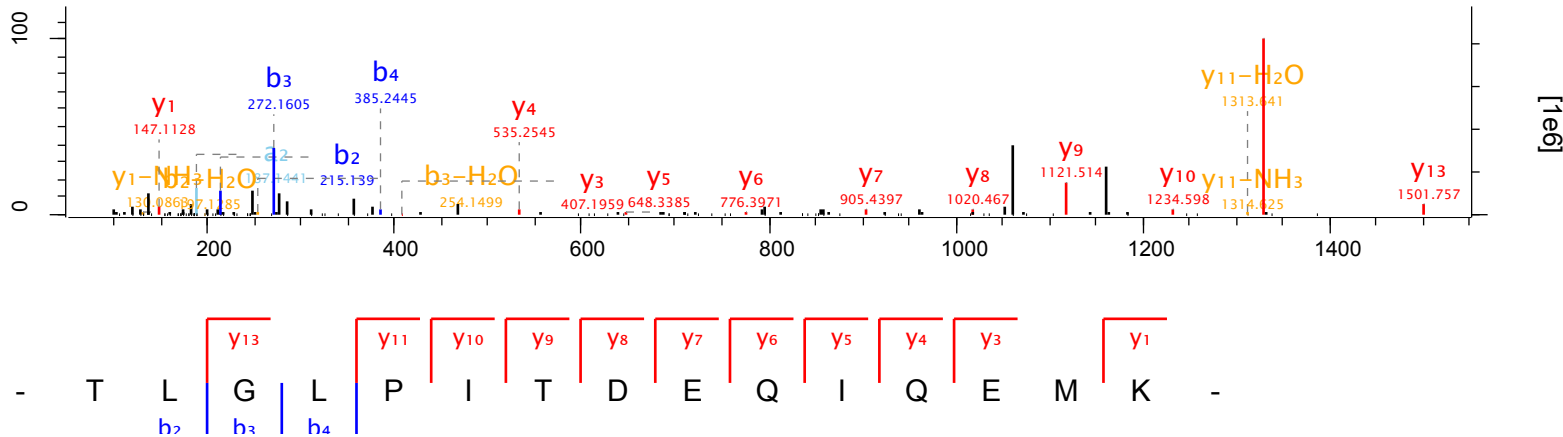
Raw file	Scan	Method	Score	m/z	Gene names
20121213_EXQ1_AtDe_50CM_LFQ_myotubes_OG1	56207	FTMS; HCD	71.06	888.77	Slc31a2



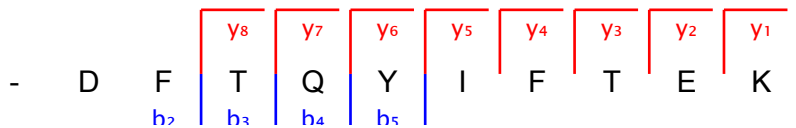
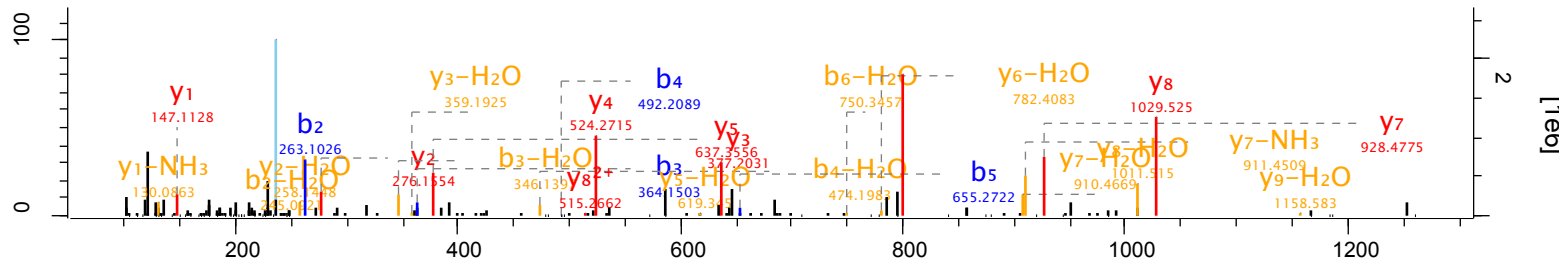
Raw file	Scan	Method	Score	m/z	Gene names
20121213_EXQ1_AtDe_50CM_LFQ_myotubes_OG1	57823	FTMS; HCD	100.22	751.91	Nfyb



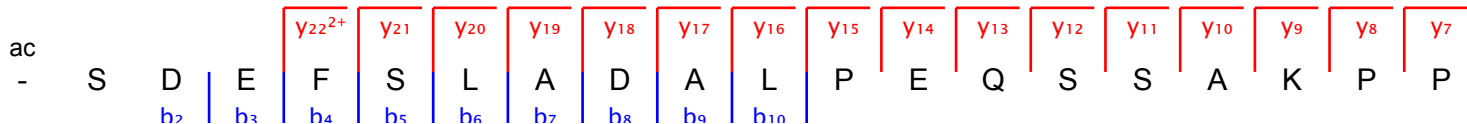
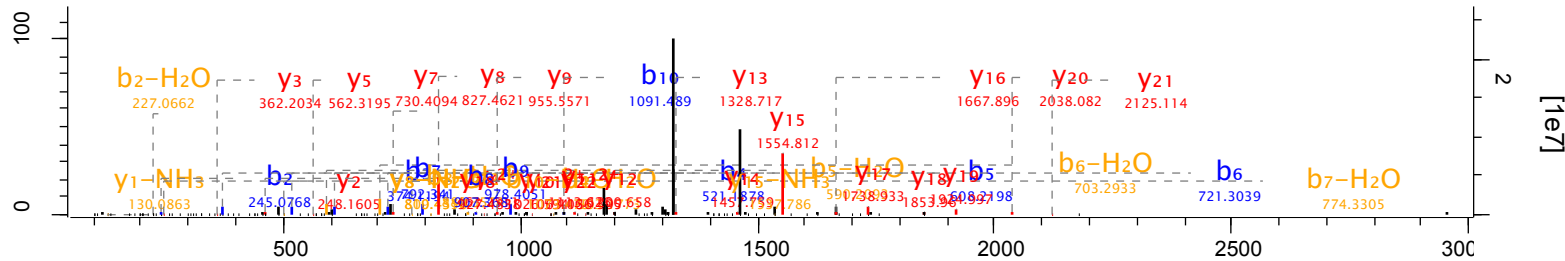
Raw file	Scan	Method	Score	m/z	Gene names
20121213_EXQ1_AtDe_50CM_LFQ_myotubes_OG1	57987	FTMS; HCD	65.47	858.95	Adsl



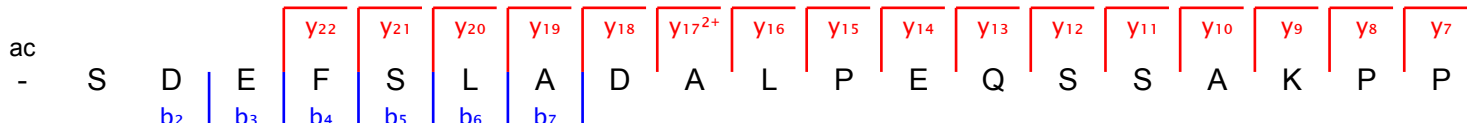
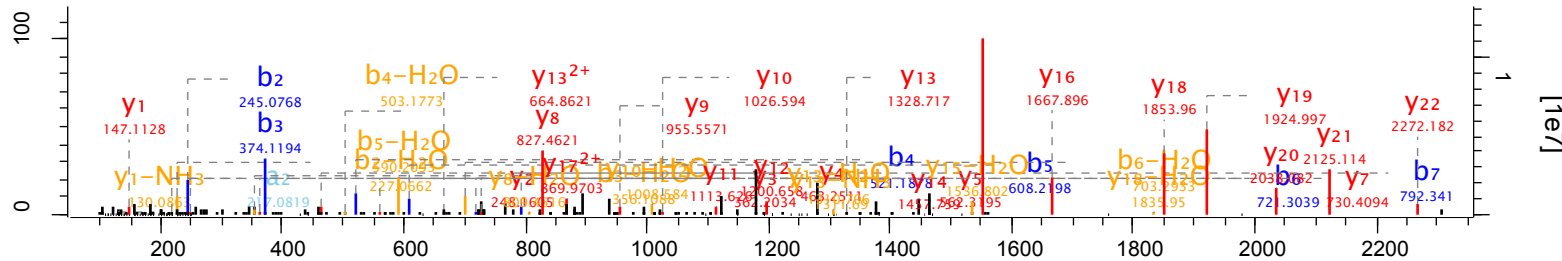
Raw file	Scan	Method	Score	m/z	Gene names
20121213_EXQ1_AtDe_50CM_LFQ_myotubes_OG1	58646	FTMS; HCD	118.28	646.32	Naf1



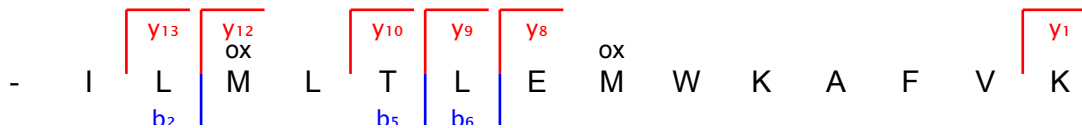
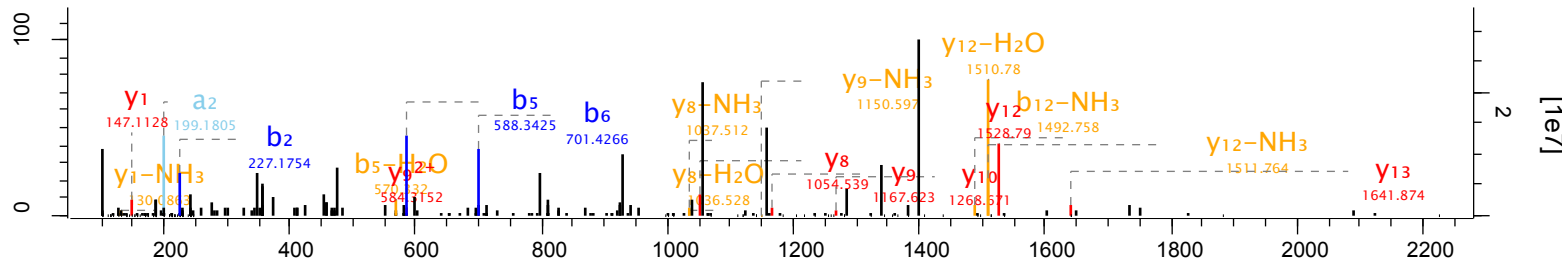
Raw file	Scan	Method	Score	m/z	Gene names
20121213_EXQ1_AtDe_50CM_LFQ_myotubes_OG1	58852	FTMS; HCD	109.42	1323.67	Mapk1ip1l



Raw file	Scan	Method	Score	m/z	Gene names
20121213_EXQ1_AtDe_50CM_LFQ_myotubes_OG1	58860	FTMS; HCD	116.7	882.77	Mapk1ip1l

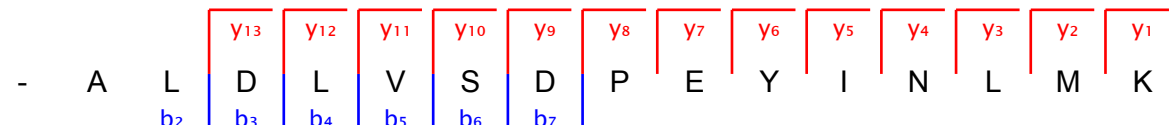
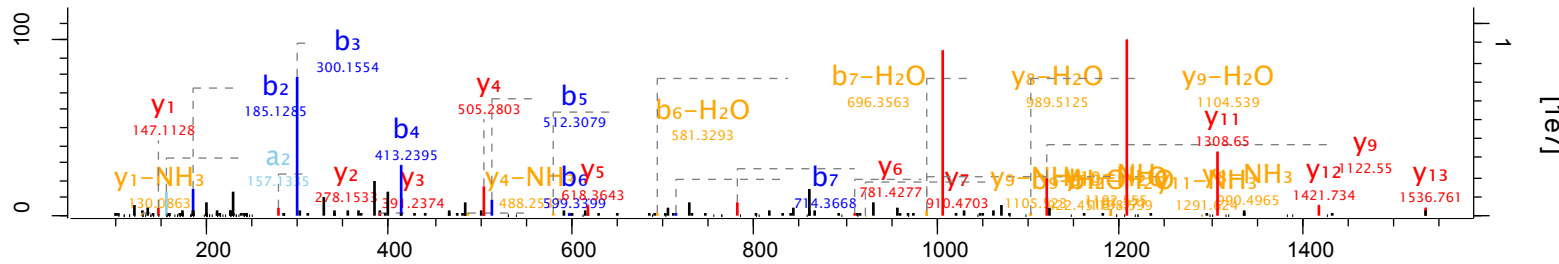


Raw file	Scan	Method	Score	m/z	Gene names
20121213_EXQ1_AtDe_50CM_LFQ_myotubes_OG1	61568	FTMS; HCD	81.57	877.98	2610015P09Rik





Raw file	Scan	Method	Score	m/z	Gene names
20121213_EXQ1_AtDe_50CM_LFQ_myotubes_OG1	63268	FTMS; HCD	130.47	860.95	Fam188a



Raw file

20121213\_EXQ1\_AtDe\_50CM\_LFQ\_myotubes\_OG10

Scan

14152

Method

FTMS; HCD

Score

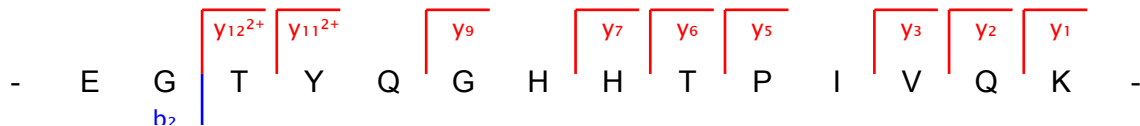
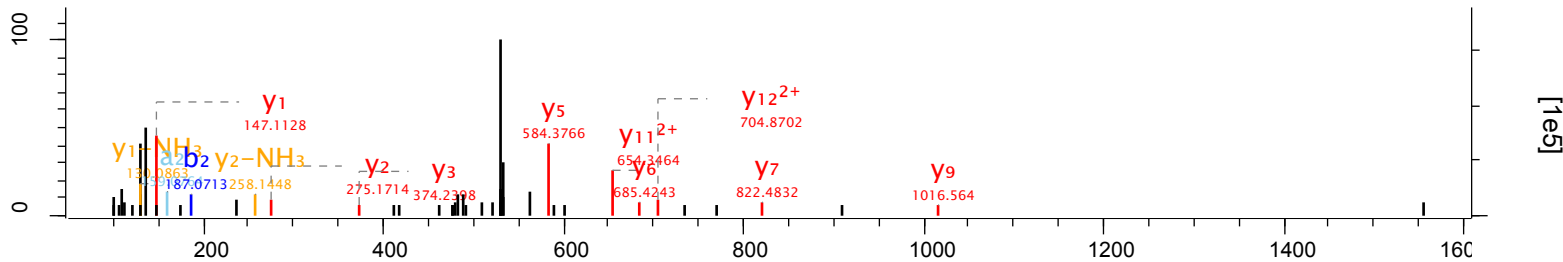
51.73

m/z

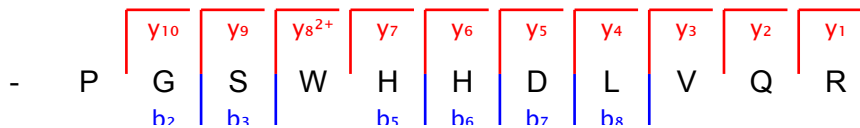
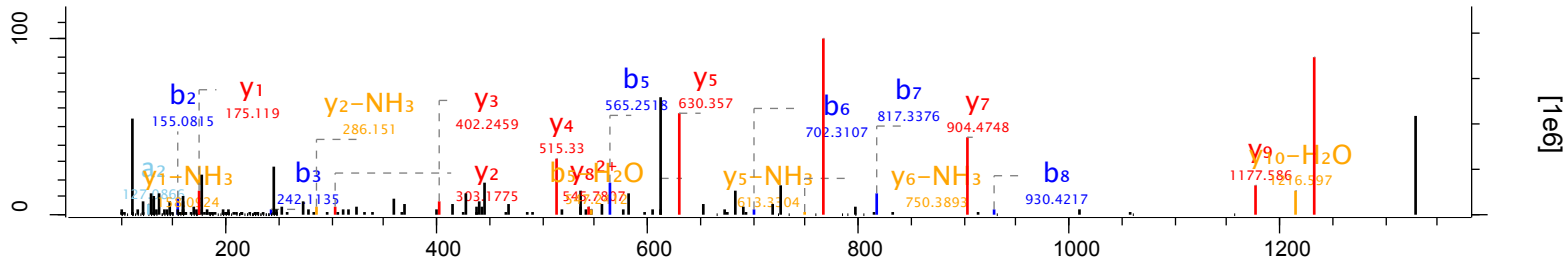
532.61

Gene names

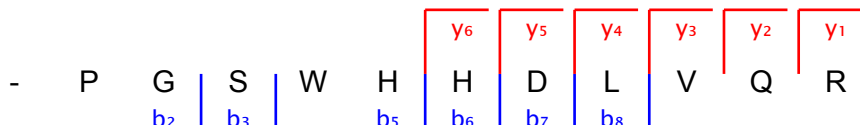
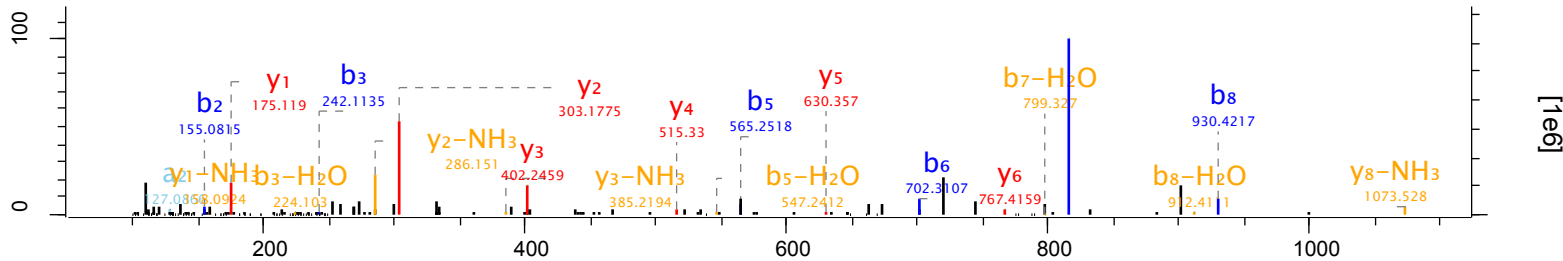
mt-Co3;Mtco3



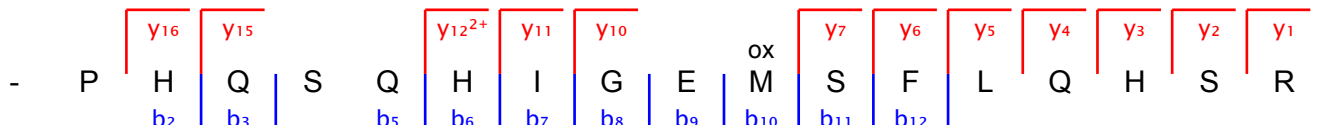
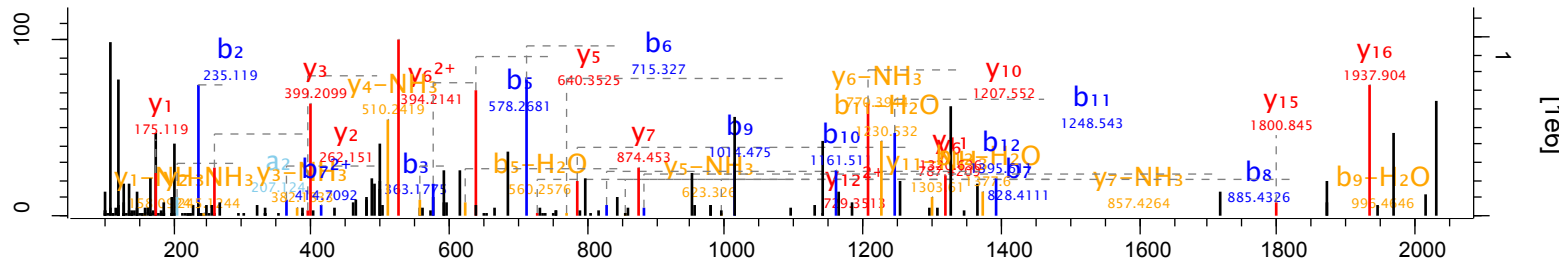
Raw file	Scan	Method	Score	m/z	Gene names
20121213_EXQ1_AtDe_50CM_LFQ_myotubes_OG10	17152	FTMS; HCD	73.44	444.56	Insig1



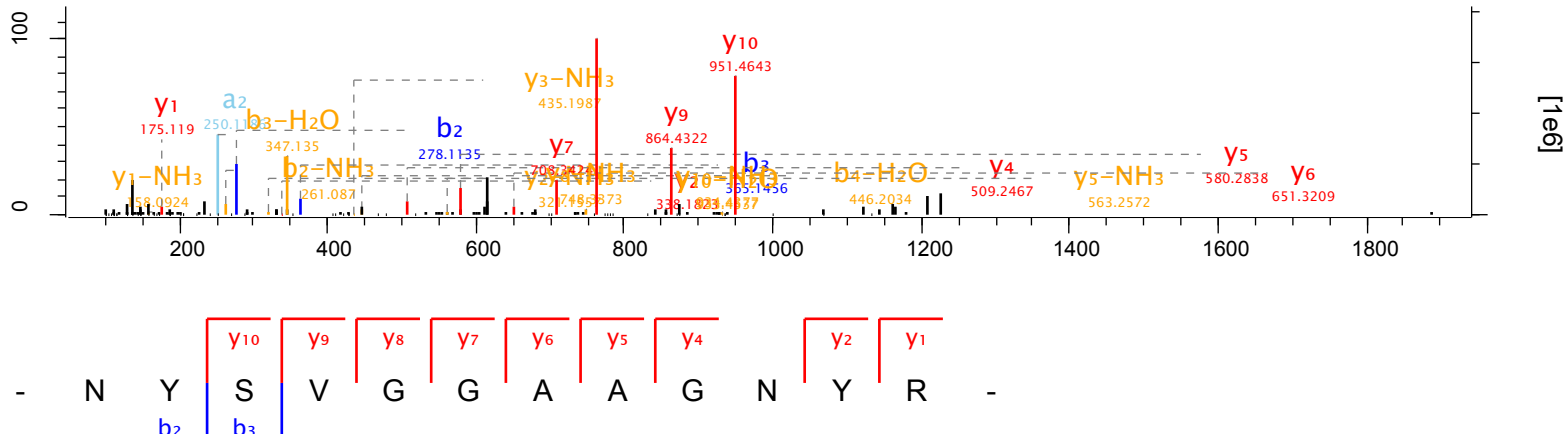
Raw file	Scan	Method	Score	m/z	Gene names
20121213_EXQ1_AtDe_50CM_LFQ_myotubes_OG10	17158	FTMS; HCD	60.94	333.67	Insig1



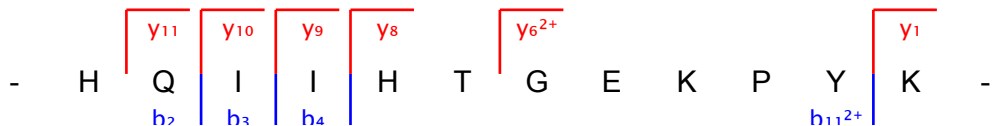
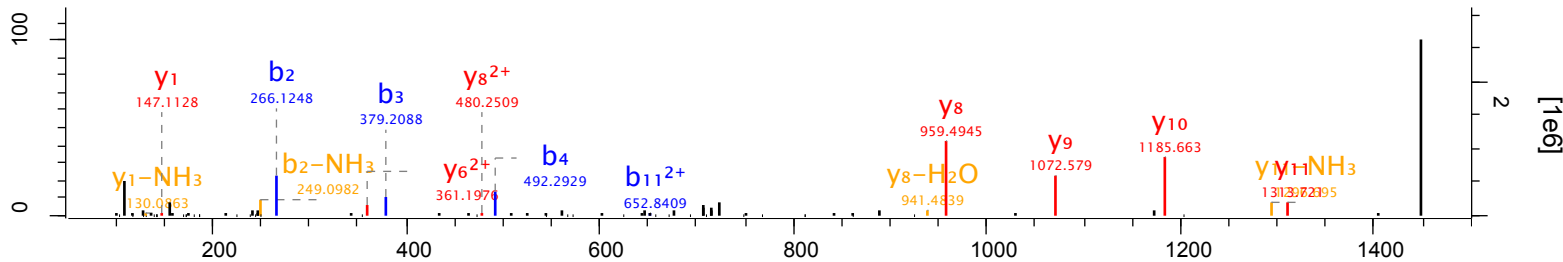
Raw file	Scan	Method	Score	m/z	Gene names
20121213_EXQ1_AtDe_50CM_LFQ_myotubes_OG10	18075	FTMS; HCD	124.84	509.5	Vegfa



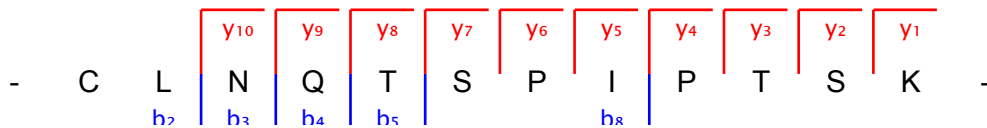
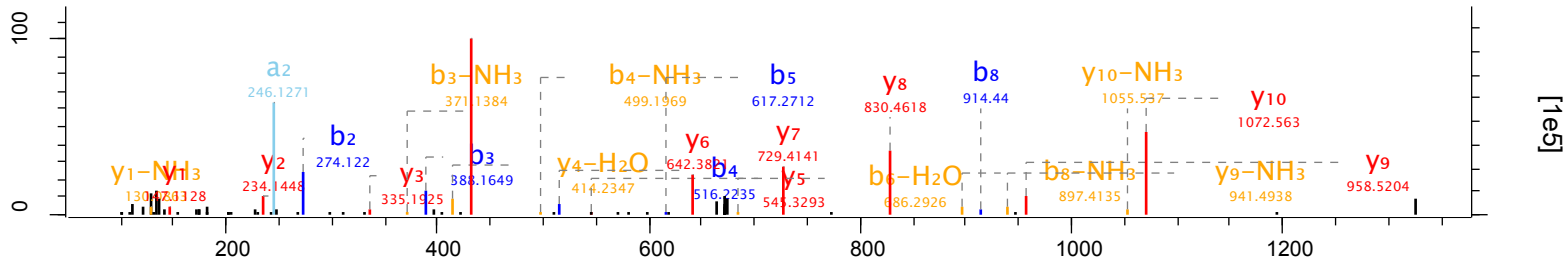
Raw file	Scan	Method	Score	m/z	Gene names
20121213_EXQ1_AtDe_50CM_LFQ_myotubes_OG10	19833	FTMS; HCD	107.06	614.79	Cep44



Raw file	Scan	Method	Score	m/z	Gene names
20121213_EXQ1_AtDe_50CM_LFQ_myotubes_OG10	21503	FTMS; HCD	77.06	725.9	Zfp11

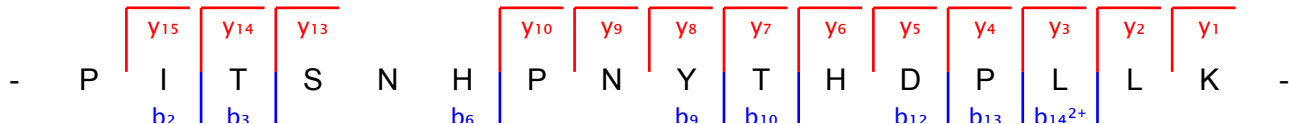
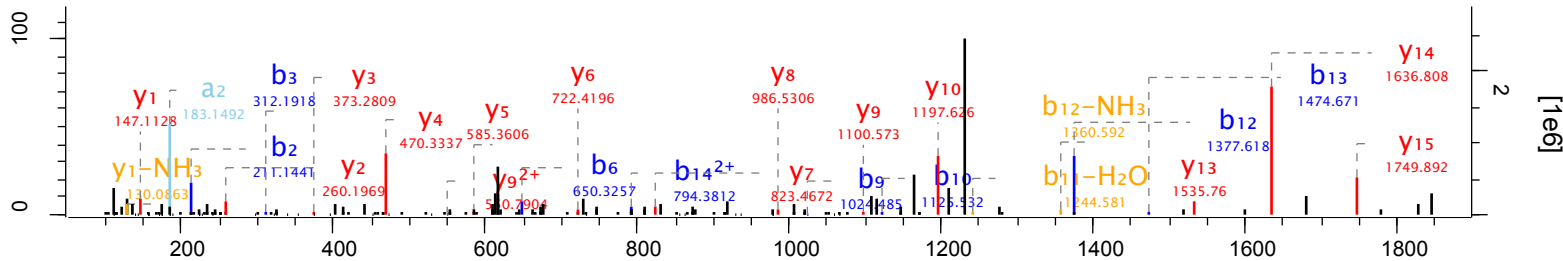


Raw file	Scan	Method	Score	m/z	Gene names
20121213_EXQ1_AtDe_50CM_LFQ_myotubes_OG10	24446	FTMS; HCD	120.87	673.35	Gltscr1l

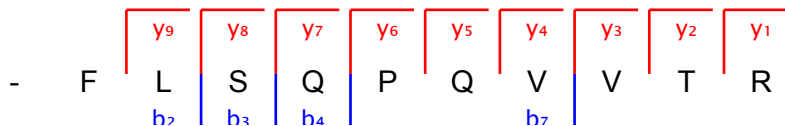
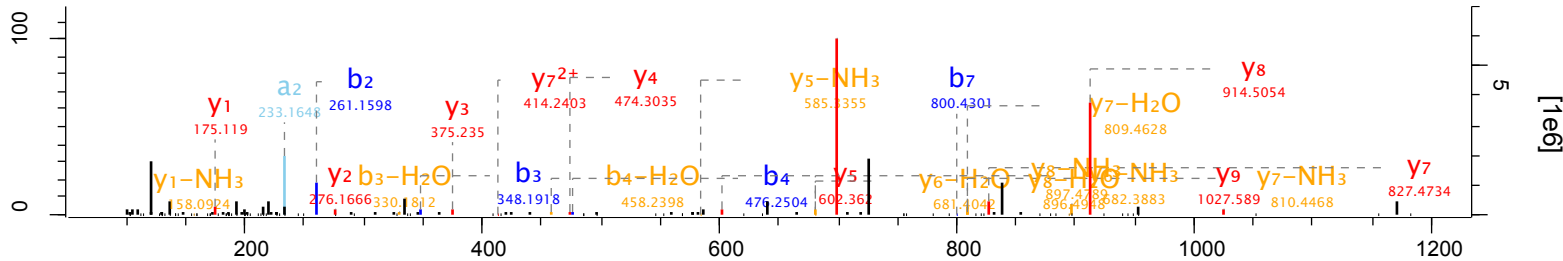




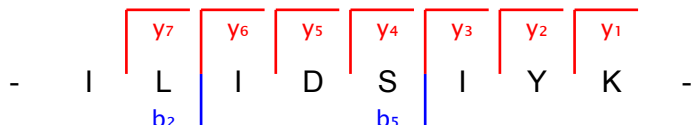
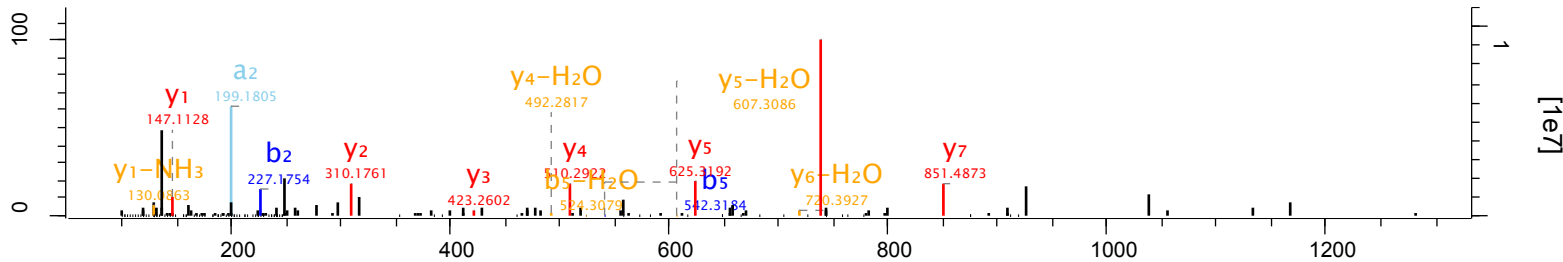
Raw file	Scan	Method	Score	m/z	Gene names
20121213_EXQ1_AtDe_50CM_LFQ_myotubes_OG10	26495	FTMS; HCD	73.95	616.32	Ifi44



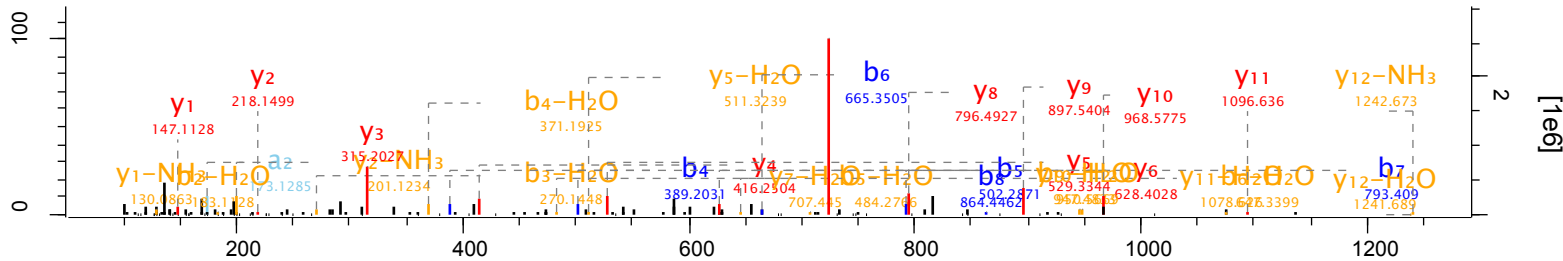
Raw file	Scan	Method	Score	m/z	Gene names
20121213_EXQ1_AtDe_50CM_LFQ_myotubes_OG10	31625	FTMS; HCD	108.9	587.84	Syngn2



Raw file	Scan	Method	Score	m/z	Gene names
20121213_EXQ1_AtDe_50CM_LFQ_myotubes_OG10	49672	FTMS; HCD	59.35	483.29	Plch1



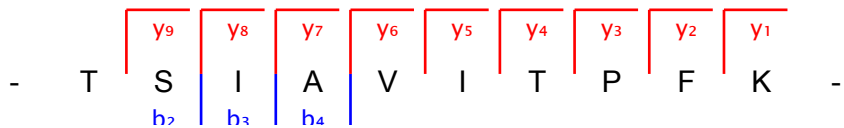
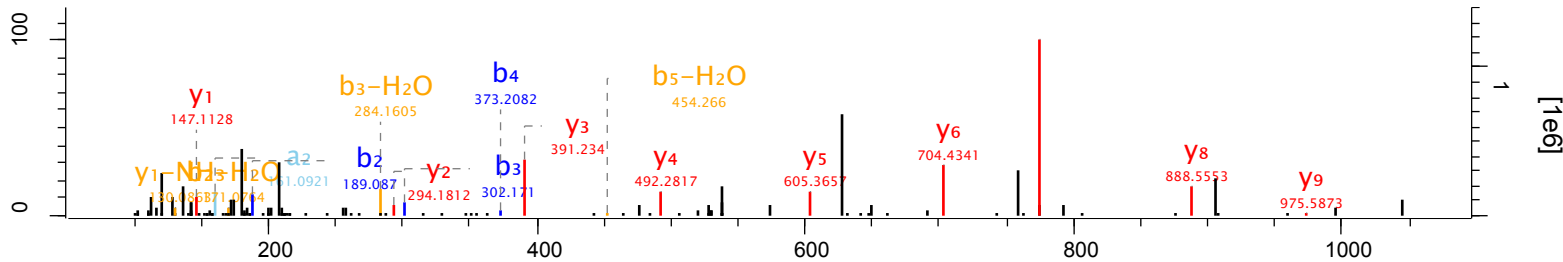
Raw file	Scan	Method	Score	m/z	Gene names
20121213_EXQ1_AtDe_50CM_LFQ_myotubes_OG10	50722	FTMS; HCD	77.22	587.67	Krtcap2



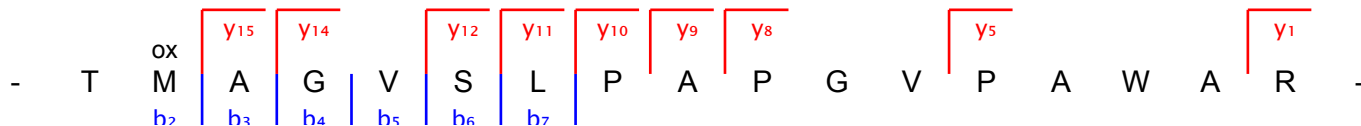
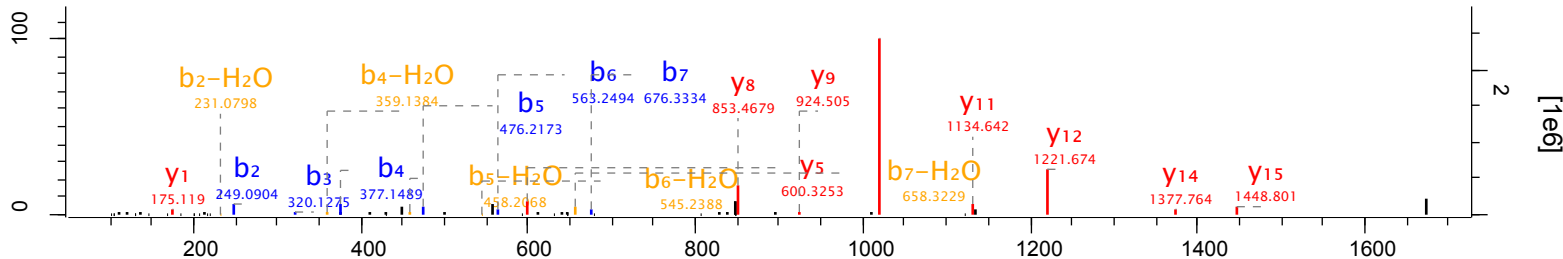
- I S S T L Y Q A T A P V L T P A K -  
 a<sub>2</sub> | b<sub>4</sub> | b<sub>5</sub> | b<sub>6</sub> | b<sub>7</sub> | b<sub>8</sub>

y<sub>11</sub> | y<sub>10</sub> | y<sub>9</sub> | y<sub>8</sub> | y<sub>7</sub> | y<sub>6</sub> | y<sub>5</sub> | y<sub>4</sub> | y<sub>3</sub> | y<sub>2</sub> | y<sub>1</sub>

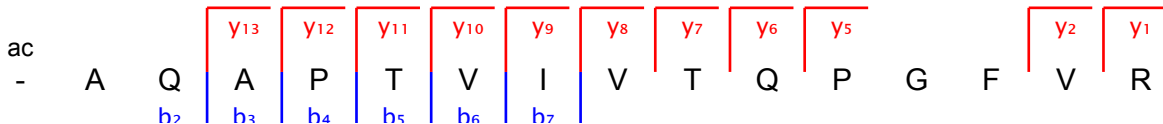
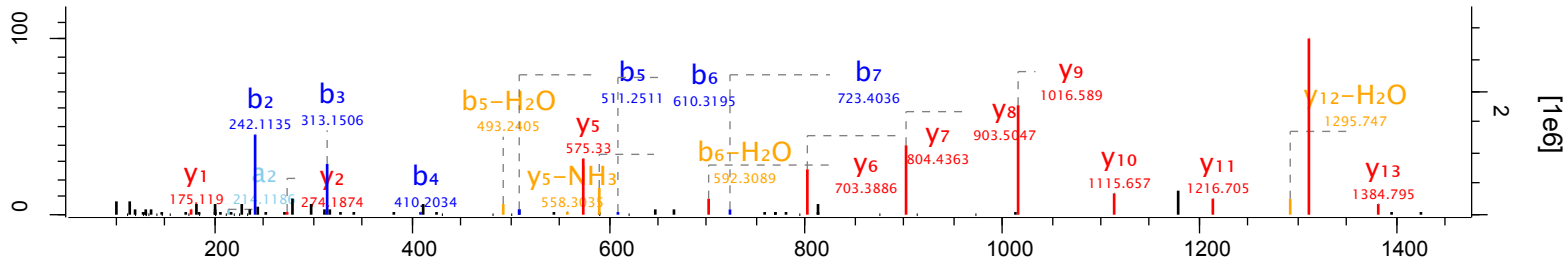
Raw file	Scan	Method	Score	m/z	Gene names
20121213_EXQ1_AtDe_50CM_LFQ_myotubes_OG10	52099	FTMS; HCD	69.72	538.83	Nusap1



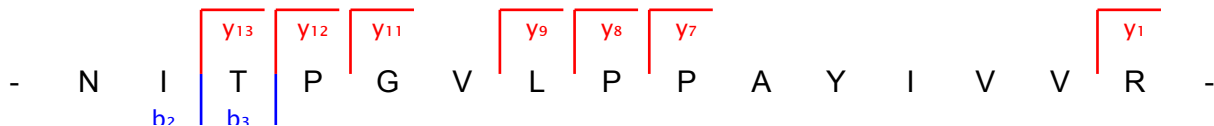
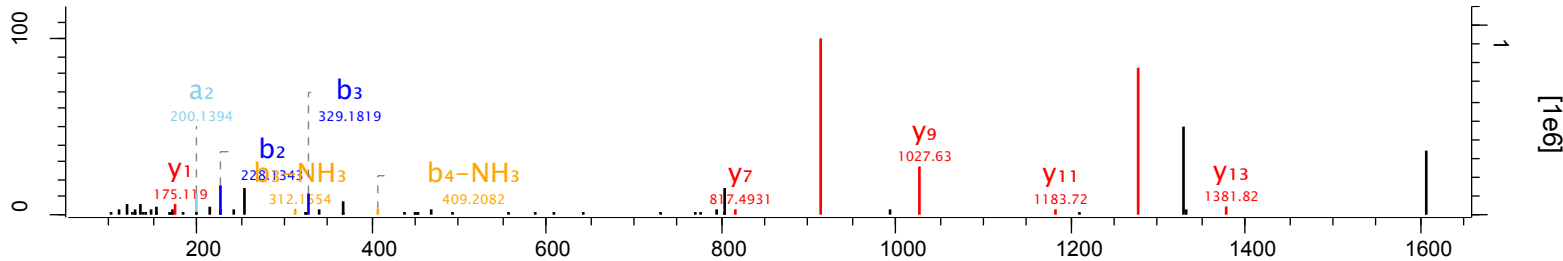
Raw file	Scan	Method	Score	m/z	Gene names
20121213_EXQ1_AtDe_50CM_LFQ_myotubes_OG10	58757	FTMS; HCD	85.49	848.95	Mea1



Raw file	Scan	Method	Score	m/z	Gene names
20121213_EXQ1_AtDe_50CM_LFQ_myotubes_OG10	61606	FTMS; HCD	78.33	813.46	Plac8

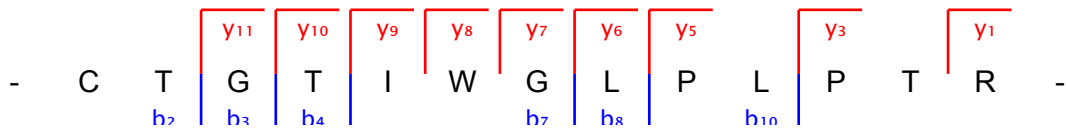
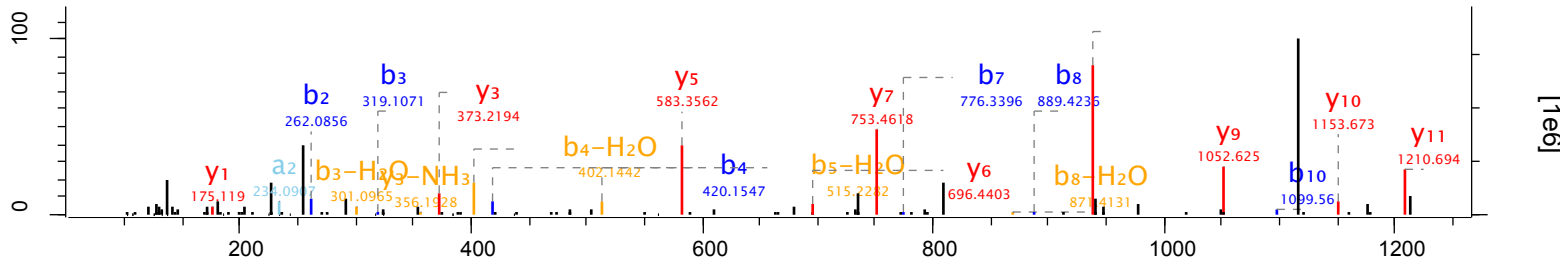


Raw file	Scan	Method	Score	m/z	Gene names
20121213_EXQ1_AtDe_50CM_LFQ_myotubes_OG10	63002	FTMS; HCD	40.94	804.98	Gcnt2

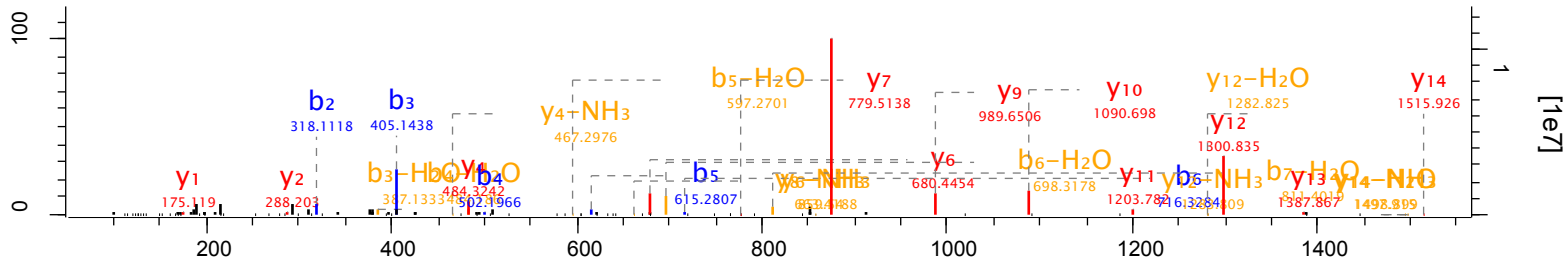




Raw file	Scan	Method	Score	m/z	Gene names
20121213_EXQ1_AtDe_50CM_LFQ_myotubes_OG10	63439	FTMS; HCD	85.27	736.39	Socs2;Gm9847

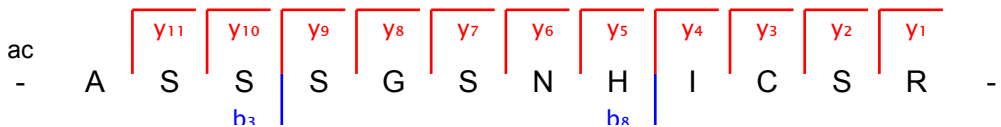
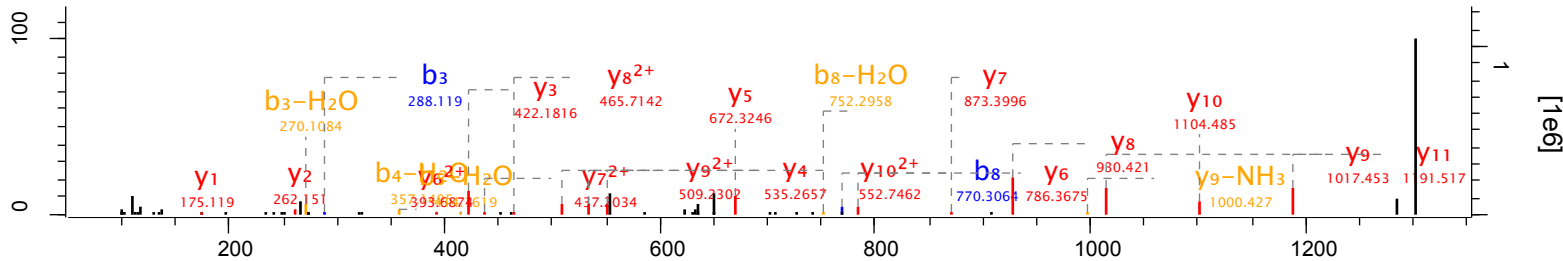


Raw file	Scan	Method	Score	m/z	Gene names
20121213_EXQ1_AtDe_50CM_LFQ_myotubes_OG10	68748	FTMS; HCD	133.48	853	Gemin7

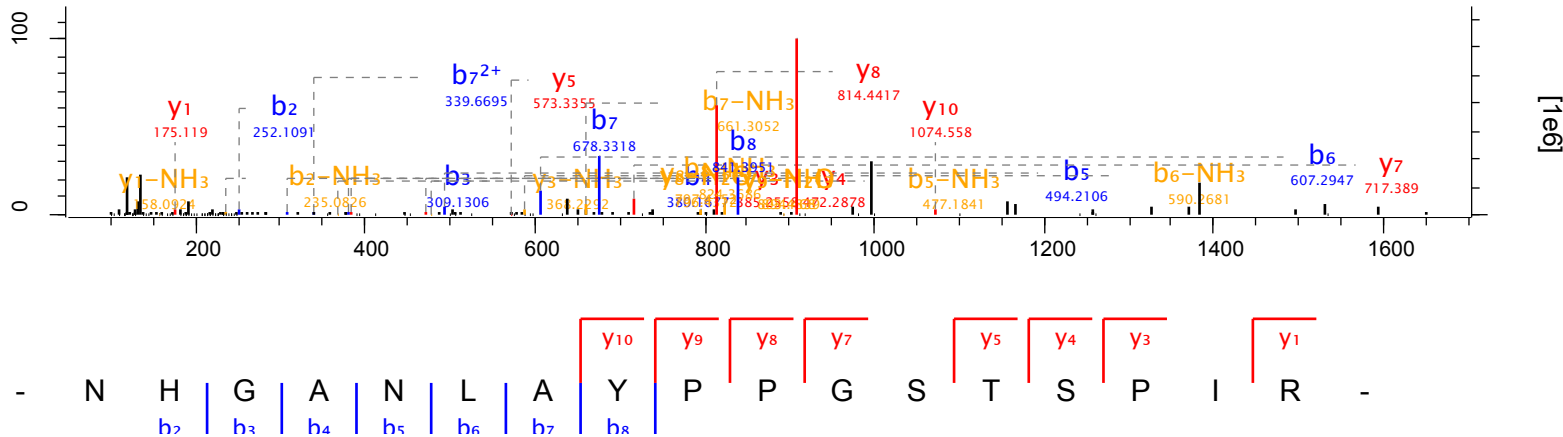


ac	ox	y14	y13	y12	y11	y10	y9	y8	y7	y6	y4	y2	y1
-	M	Q	S	P	L	T	I	P	V	P	V	L	R
		b2	b3	b4	b5	b6							

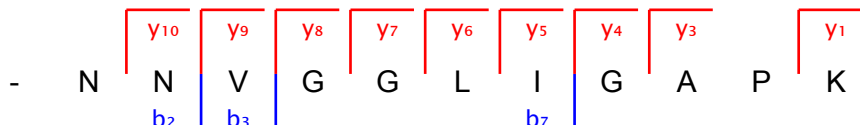
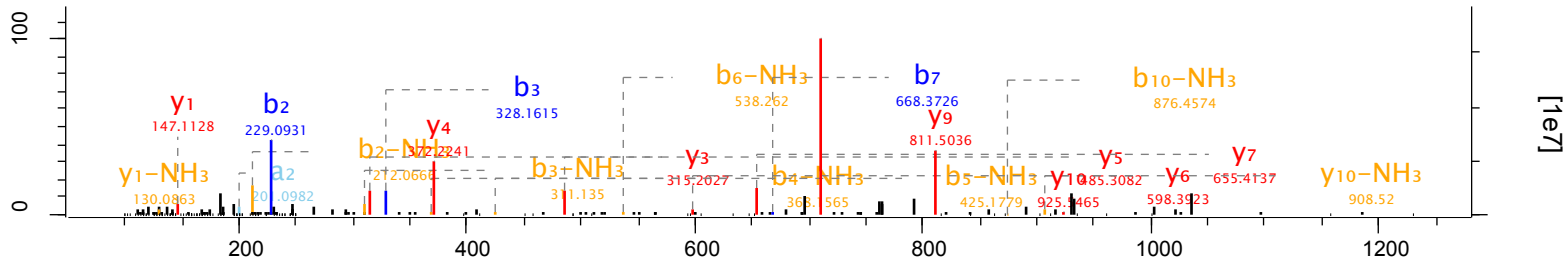
Raw file	Scan	Method	Score	m/z	Gene names
20121213_EXQ1_AtDe_50CM_LFQ_myotubes_OG10	9977	FTMS; HCD	101.53	652.79	Gpr39



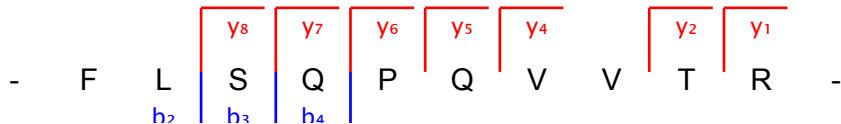
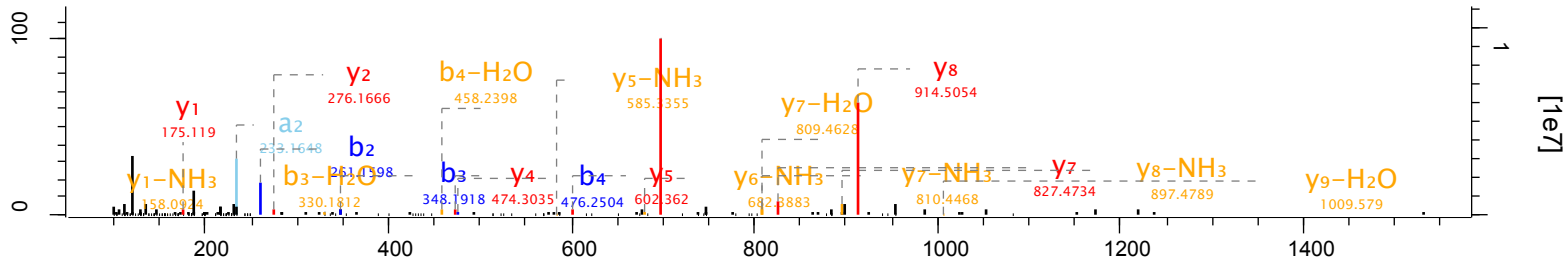
Raw file	Scan	Method	Score	m/z	Gene names
20121213_EXQ1_AtDe_50CM_LFQ_myotubes_OG11	26408	FTMS; HCD	68.58	584.97	Hspg2



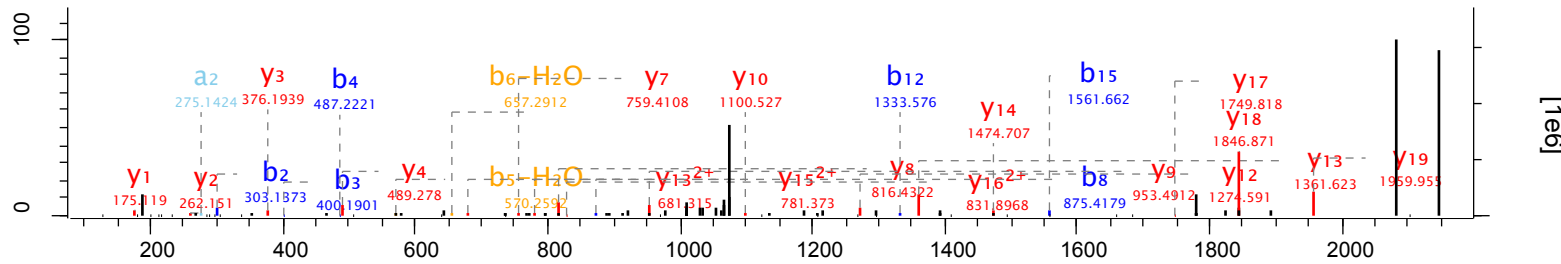
Raw file	Scan	Method	Score	m/z	Gene names
20121213_EXQ1_AtDe_50CM_LFQ_myotubes_OG11	27205	FTMS; HCD	80.71	520.3	Eya2



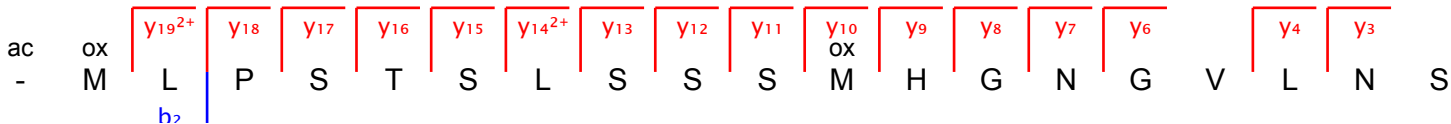
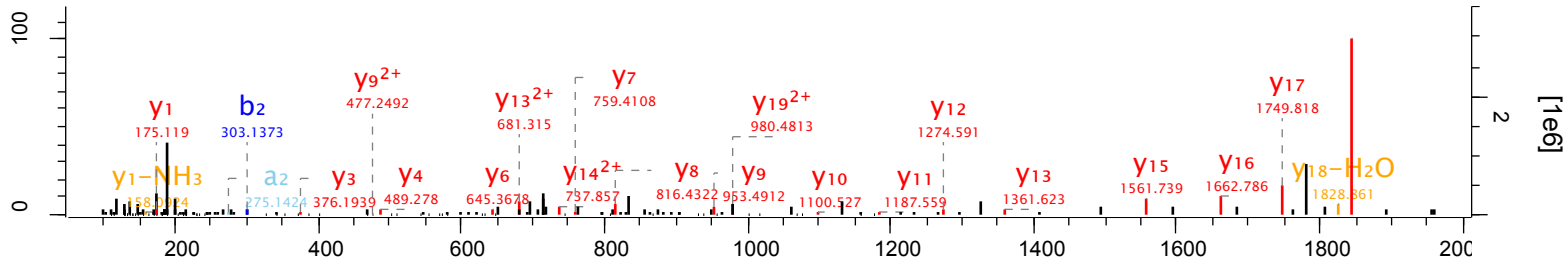
Raw file	Scan	Method	Score	m/z	Gene names
20121213_EXQ1_AtDe_50CM_LFQ_myotubes_OG11	29715	FTMS; HCD	99.53	587.84	Syngn2



Raw file	Scan	Method	Score	m/z	Gene names
20121213_EXQ1_AtDe_50CM_LFQ_myotubes_OG11	40495	FTMS; HCD	71.85	1075.01	Unc50

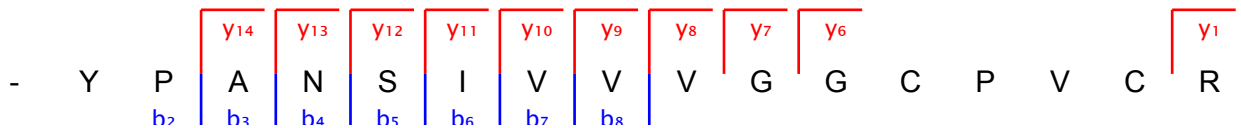
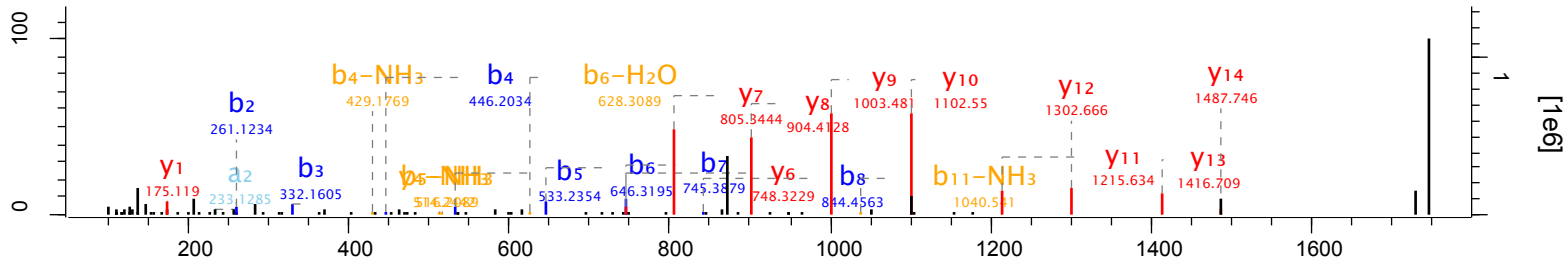


Raw file	Scan	Method	Score	m/z	Gene names
20121213_EXQ1_AtDe_50CM_LFQ_myotubes_OG11	40516	FTMS; HCD	74.03	717.01	Unc50

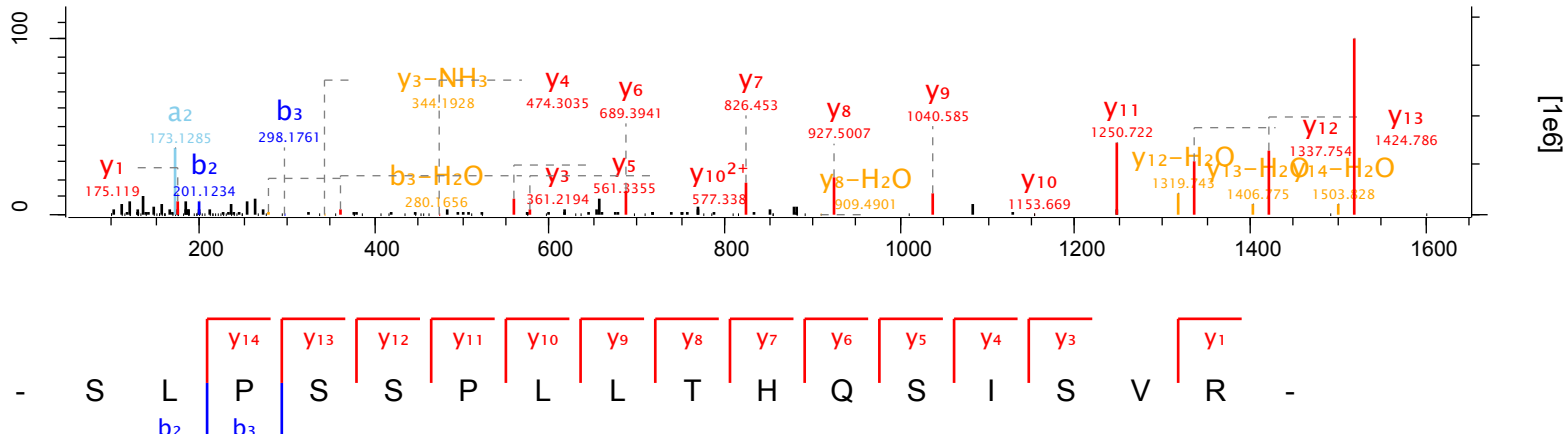




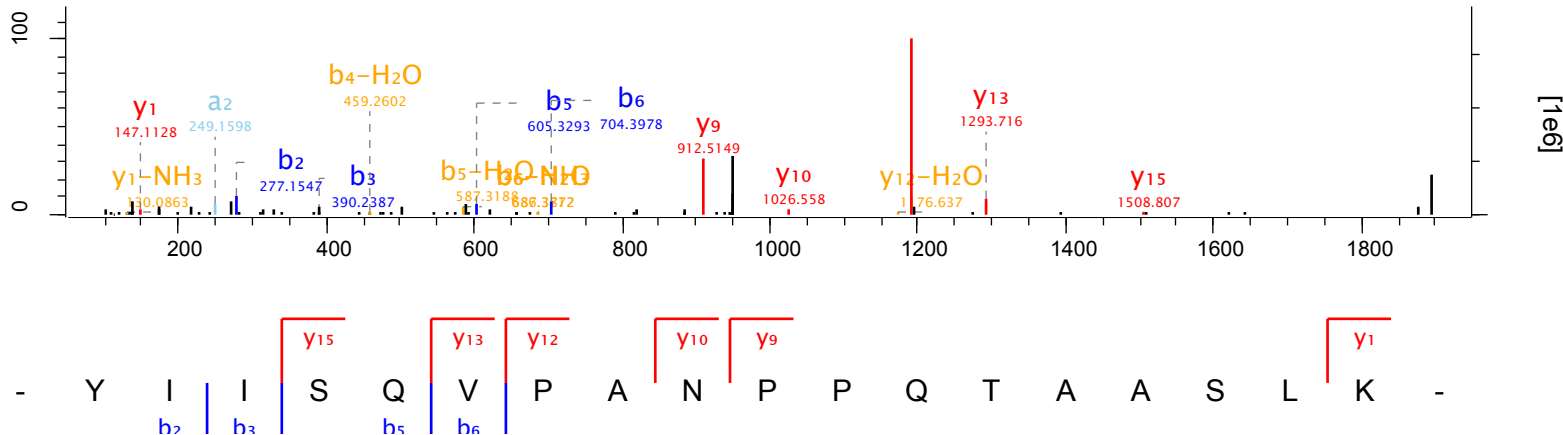
Raw file	Scan	Method	Score	m/z	Gene names
20121213_EXQ1_AtDe_50CM_LFQ_myotubes_OG11	42242	FTMS; HCD	96.25	874.94	Bri3



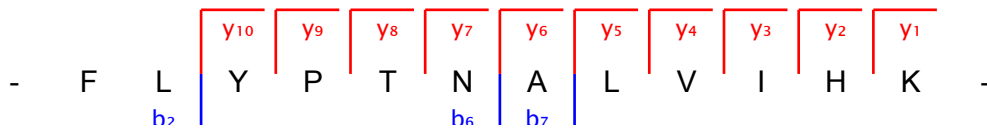
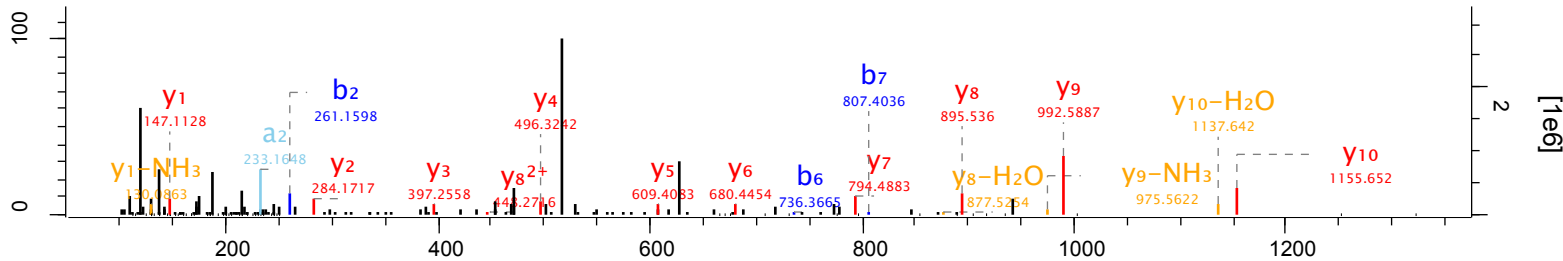
Raw file	Scan	Method	Score	m/z	Gene names
20121213_EXQ1_AtDe_50CM_LFQ_myotubes_OG11	42249	FTMS; HCD	98.28	574.99	Tanc2



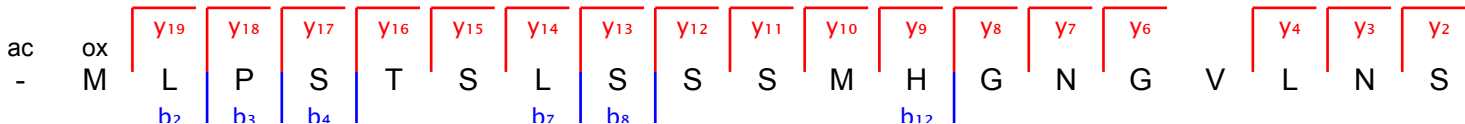
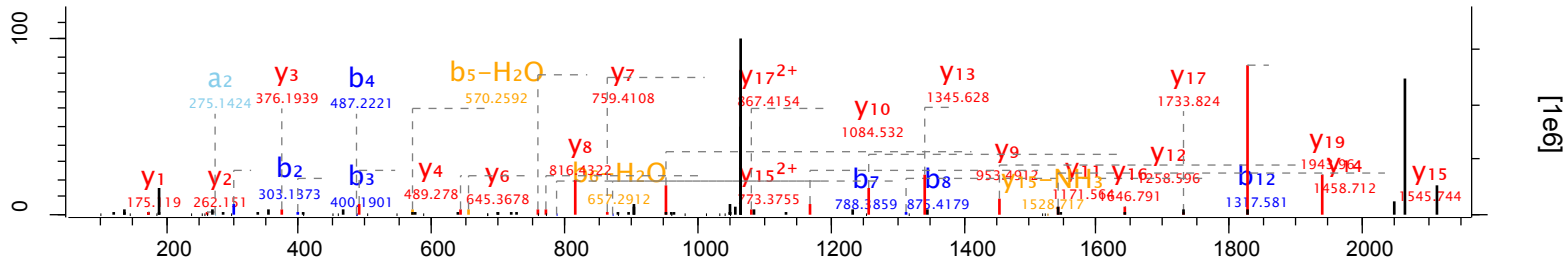
Raw file	Scan	Method	Score	m/z	Gene names
20121213_EXQ1_AtDe_50CM_LFQ_myotubes_OG11	46019	FTMS; HCD	52.17	949.53	Ska3



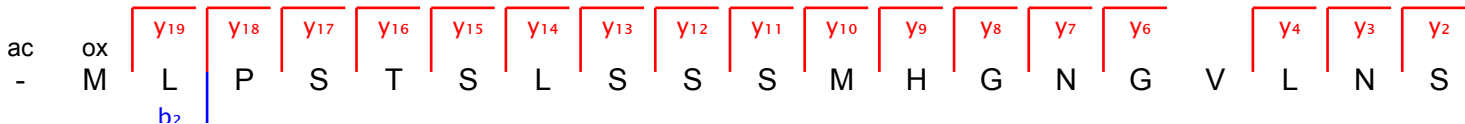
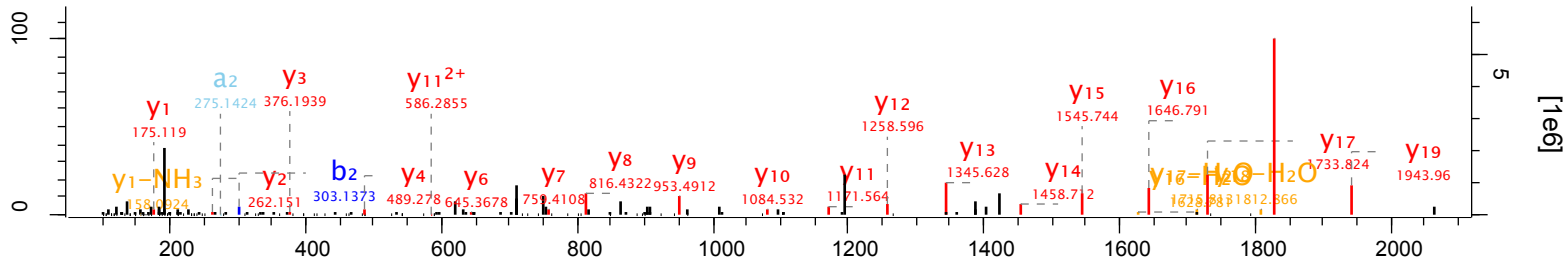
Raw file	Scan	Method	Score	m/z	Gene names
20121213_EXQ1_AtDe_50CM_LFQ_myotubes_OG11	47730	FTMS; HCD	74.7	472.61	Cables2



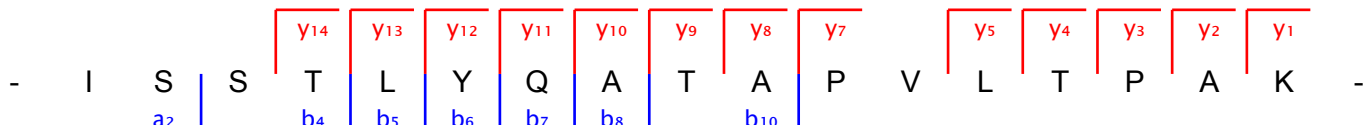
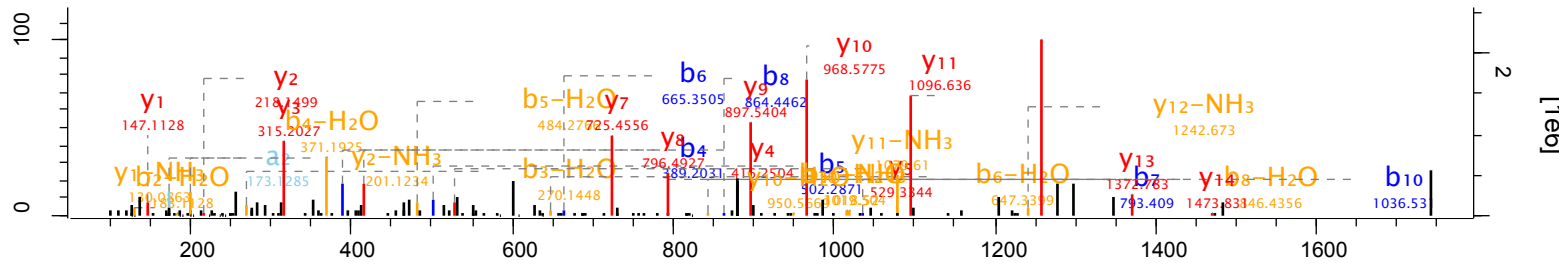
Raw file	Scan	Method	Score	m/z	Gene names
20121213_EXQ1_AtDe_50CM_LFQ_myotubes_OG11	48315	FTMS; HCD	81.88	1067.51	Unc50



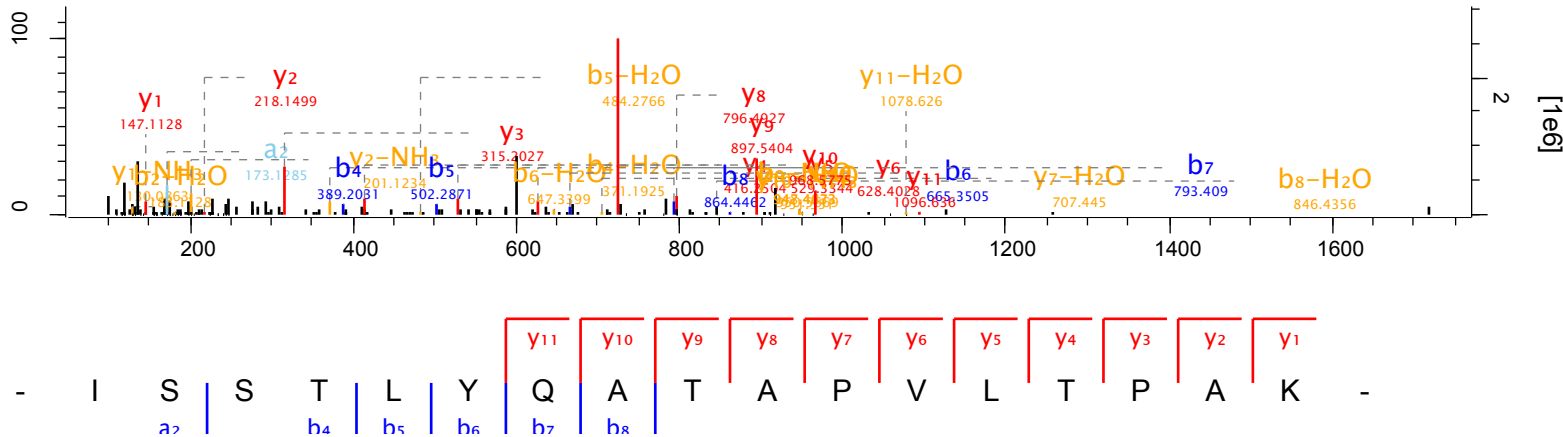
Raw file	Scan	Method	Score	m/z	Gene names
20121213_EXQ1_AtDe_50CM_LFQ_myotubes_OG11	48377	FTMS; HCD	69.77	711.68	Unc50



Raw file	Scan	Method	Score	m/z	Gene names
20121213_EXQ1_AtDe_50CM_LFQ_myotubes_OG11	49291	FTMS; HCD	131.18	881.5	Krtcap2

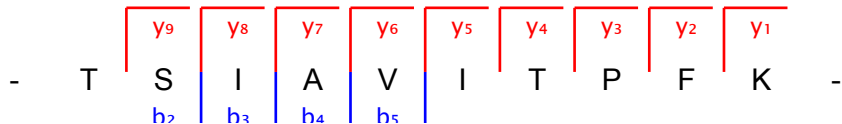
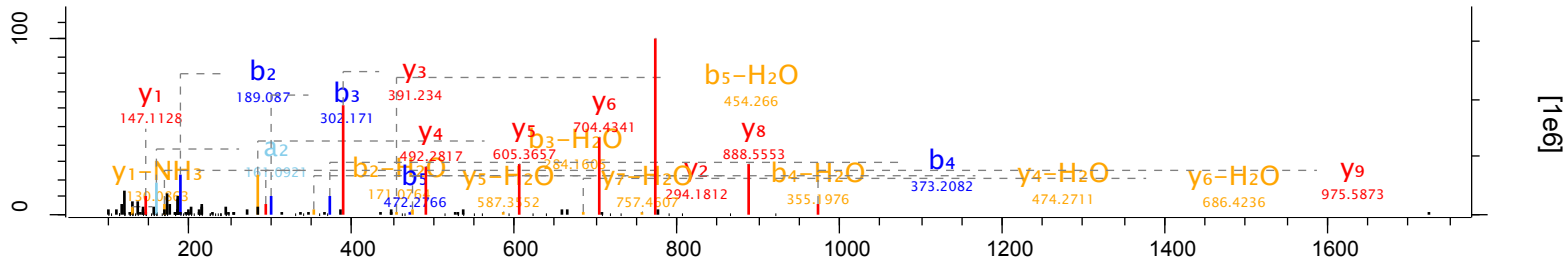


Raw file	Scan	Method	Score	m/z	Gene names
20121213_EXQ1_AtDe_50CM_LFQ_myotubes_OG11	49305	FTMS; HCD	77.22	587.67	Krtcap2

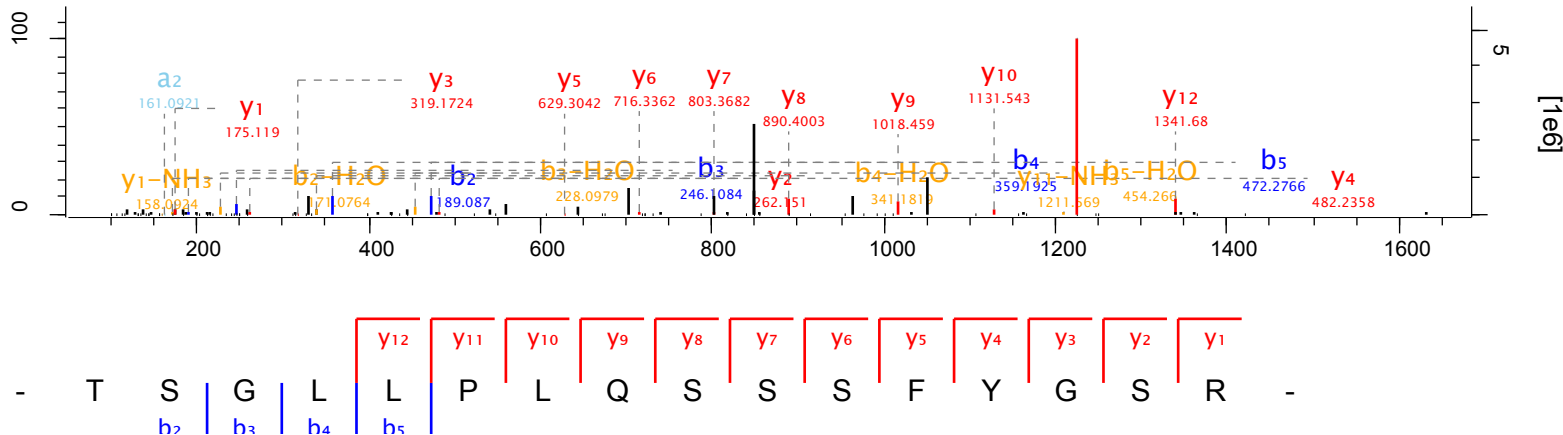




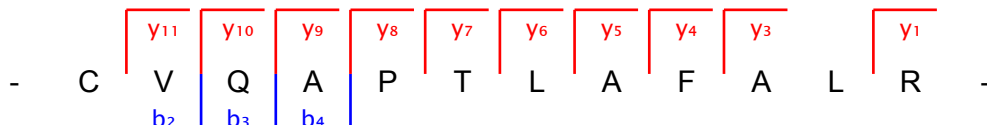
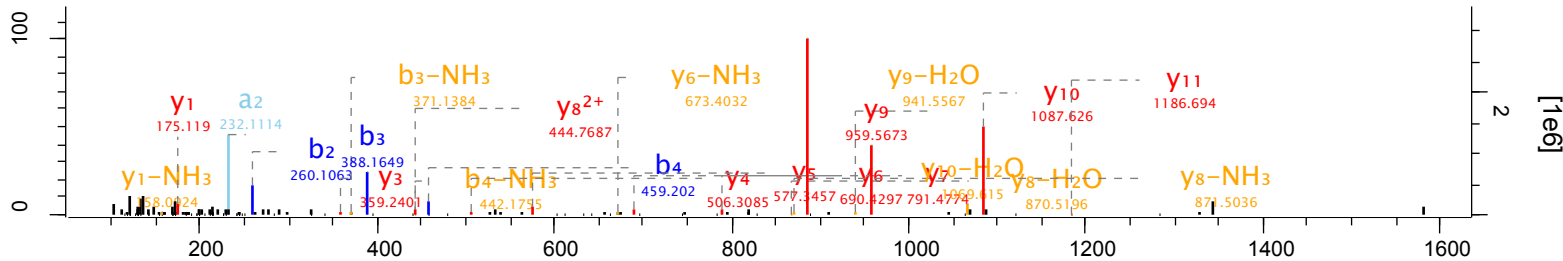
Raw file	Scan	Method	Score	m/z	Gene names
20121213_EXQ1_AtDe_50CM_LFQ_myotubes_OG11	50119	FTMS; HCD	125.74	538.82	Nusap1



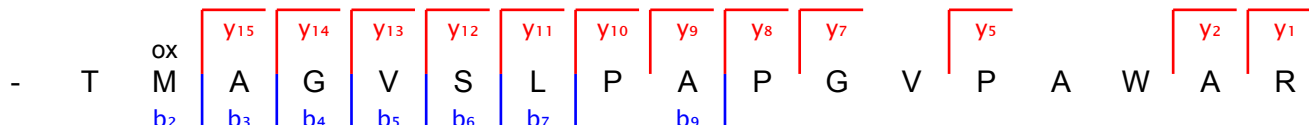
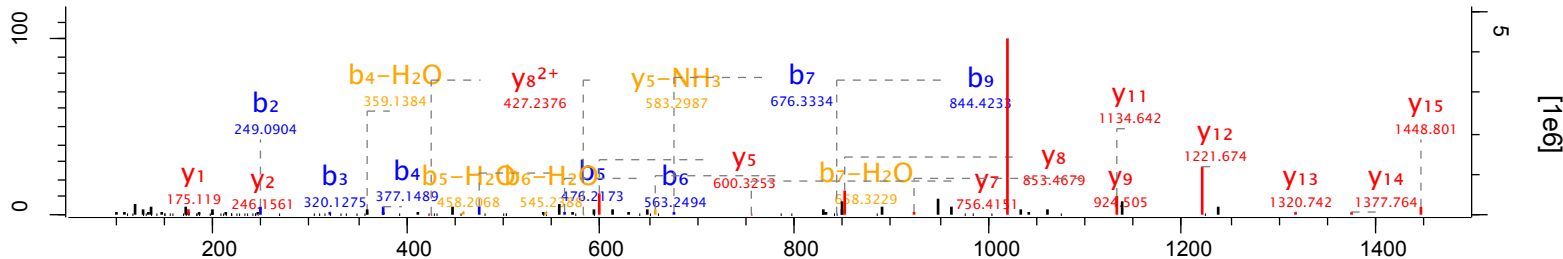
Raw file	Scan	Method	Score	m/z	Gene names
20121213_EXQ1_AtDe_50CM_LFQ_myotubes_OG11	55969	FTMS; HCD	66.81	850.44	Usp37



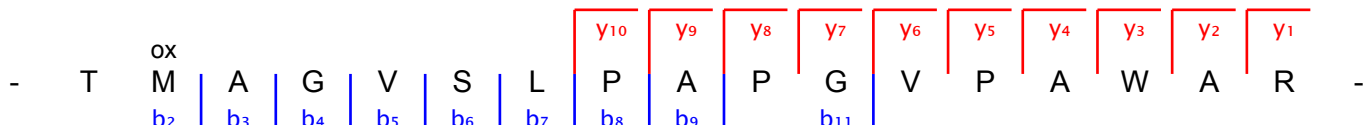
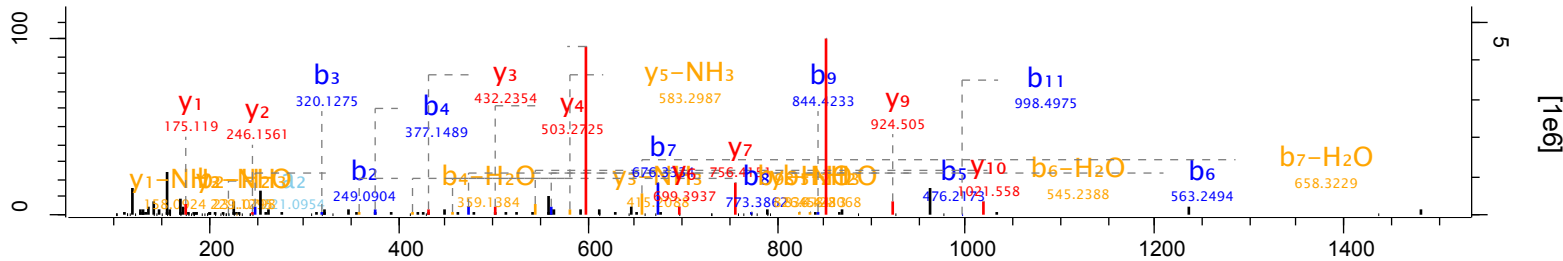
Raw file	Scan	Method	Score	m/z	Gene names
20121213_EXQ1_AtDe_50CM_LFQ_myotubes_OG11	57212	FTMS; HCD	127.87	673.87	Tp53i13



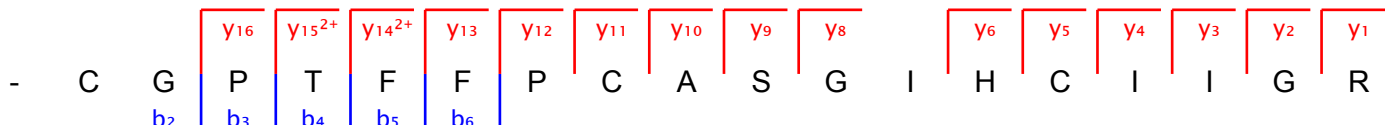
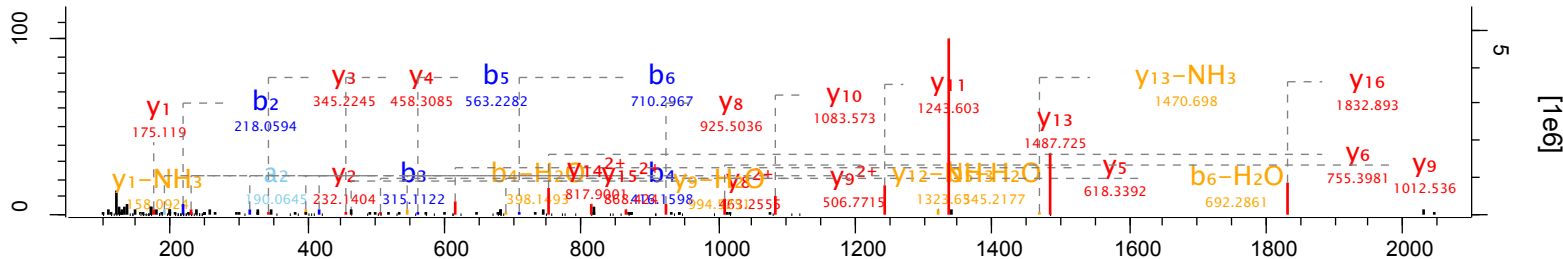
Raw file	Scan	Method	Score	m/z	Gene names
20121213_EXQ1_AtDe_50CM_LFQ_myotubes_OG11	57853	FTMS; HCD	89.36	849.45	Mea1



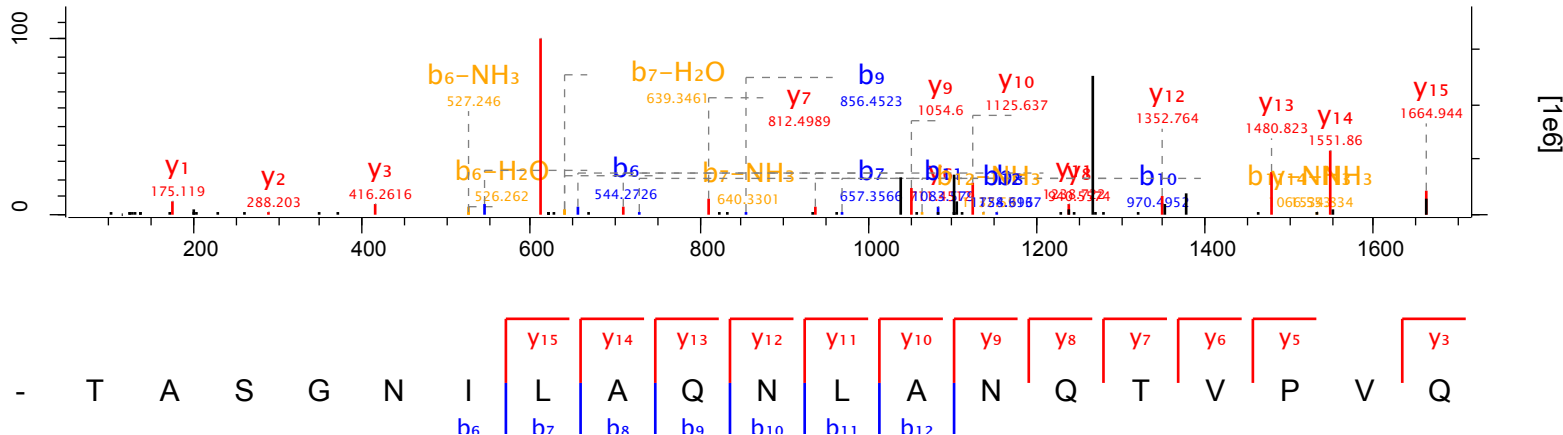
Raw file	Scan	Method	Score	m/z	Gene names
20121213_EXQ1_AtDe_50CM_LFQ_myotubes_OG11	57919	FTMS; HCD	103.88	566.64	Mea1



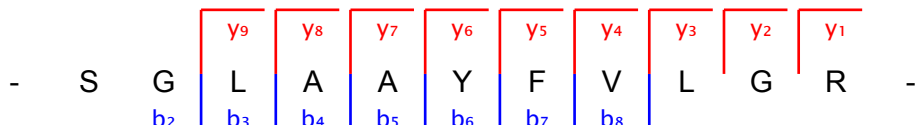
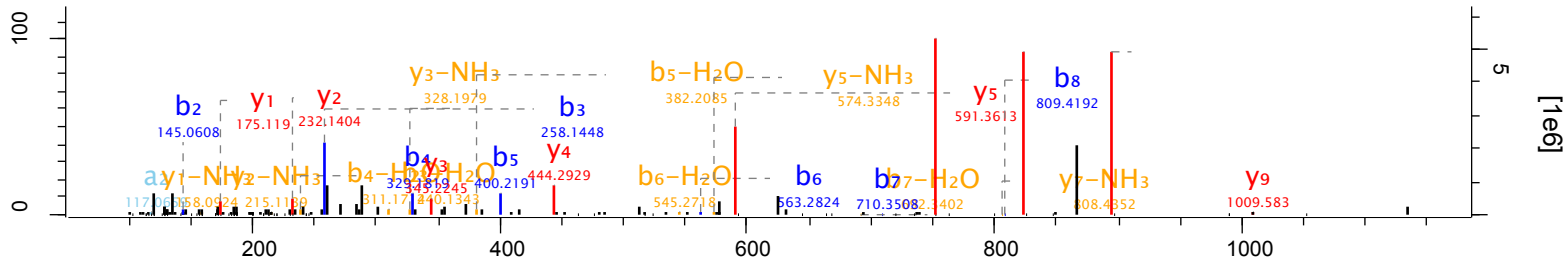
Raw file	Scan	Method	Score	m/z	Gene names
20121213_EXQ1_AtDe_50CM_LFQ_myotubes_OG11	58837	FTMS; HCD	113.01	684.32	Ldlrad3



Raw file	Scan	Method	Score	m/z	Gene names
20121213_EXQ1_AtDe_50CM_LFQ_myotubes_OG11	59110	FTMS; HCD	91.34	1104.61	Sp4



Raw file	Scan	Method	Score	m/z	Gene names
20121213_EXQ1_AtDe_50CM_LFQ_myotubes_OG11	60216	FTMS; HCD	111.27	577.33	Cmtm6





Raw file

20121213\_EXQ1\_AtDe\_50CM\_LFQ\_myotubes\_OG11

Scan

60604

Method

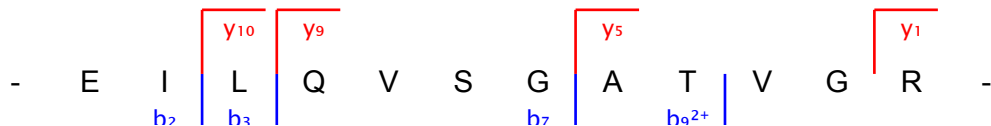
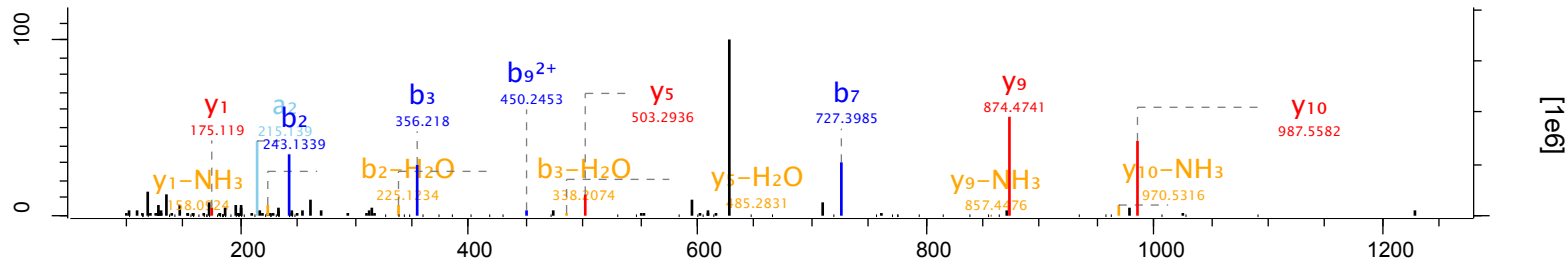
FTMS; HCD

Score

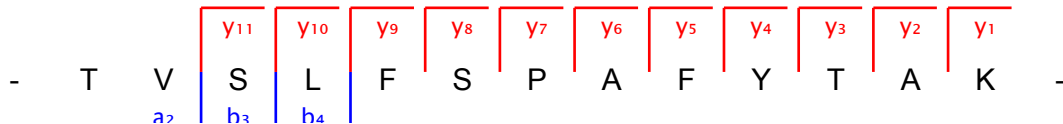
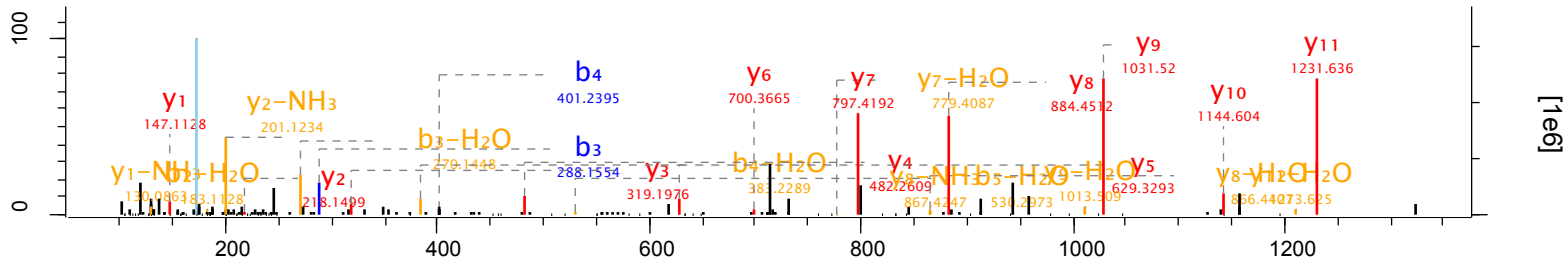
78.34

m/z

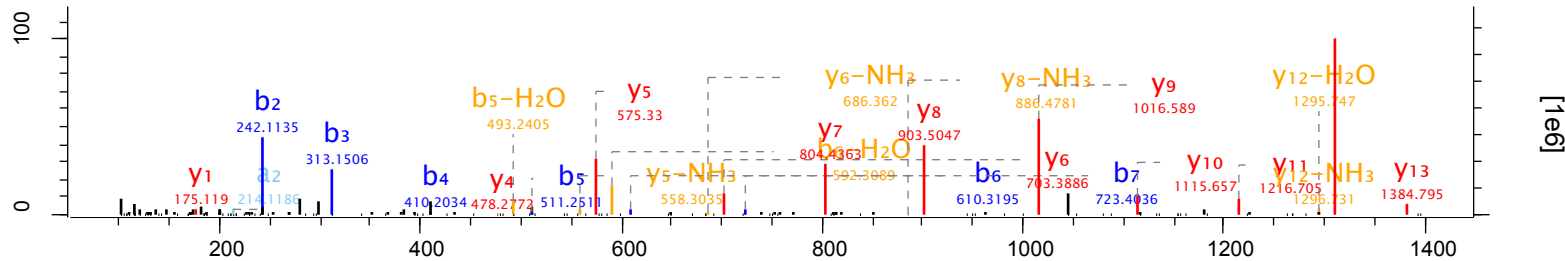
615.35



Raw file	Scan	Method	Score	m/z	Gene names
20121213_EXQ1_AtDe_50CM_LFQ_myotubes_OG11	60660	FTMS; HCD	77.2	716.38	Traf1



Raw file	Scan	Method	Score	m/z	Gene names
20121213_EXQ1_AtDe_50CM_LFQ_myotubes_OG11	61089	FTMS; HCD	122.33	813.96	Plac8



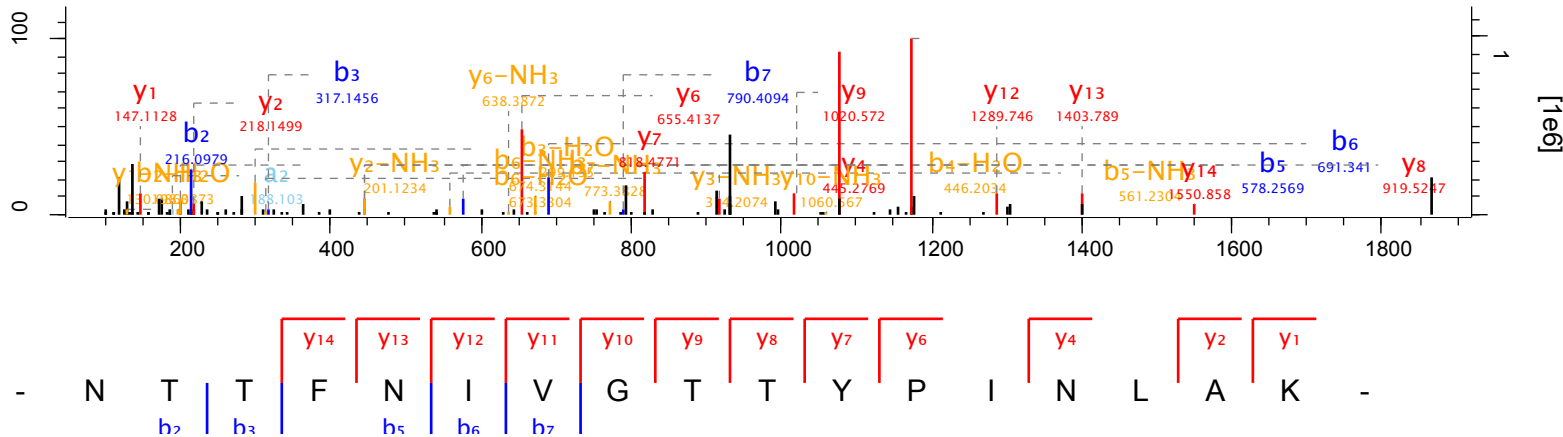
ac

- A Q A P T V I V T Q P G F V R -

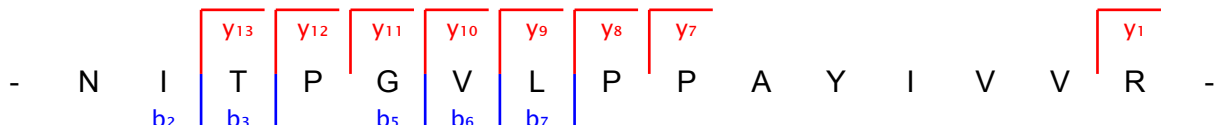
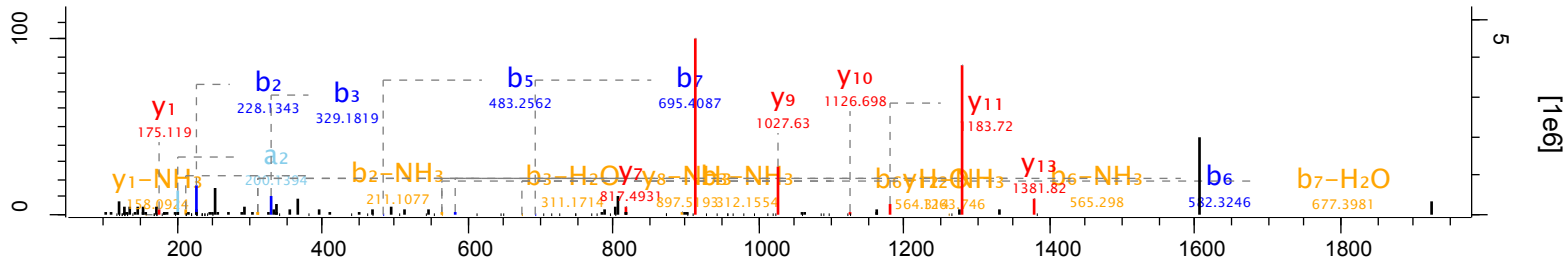
h<sub>2</sub> h<sub>3</sub> h<sub>4</sub> h<sub>5</sub> h<sub>6</sub> h<sub>7</sub>

y<sub>13</sub> y<sub>12</sub> y<sub>11</sub> y<sub>10</sub> y<sub>9</sub> y<sub>8</sub> y<sub>7</sub> y<sub>6</sub> y<sub>5</sub> y<sub>4</sub> y<sub>1</sub>

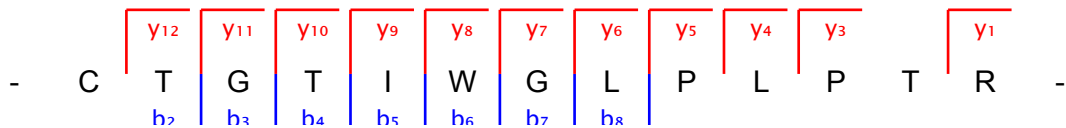
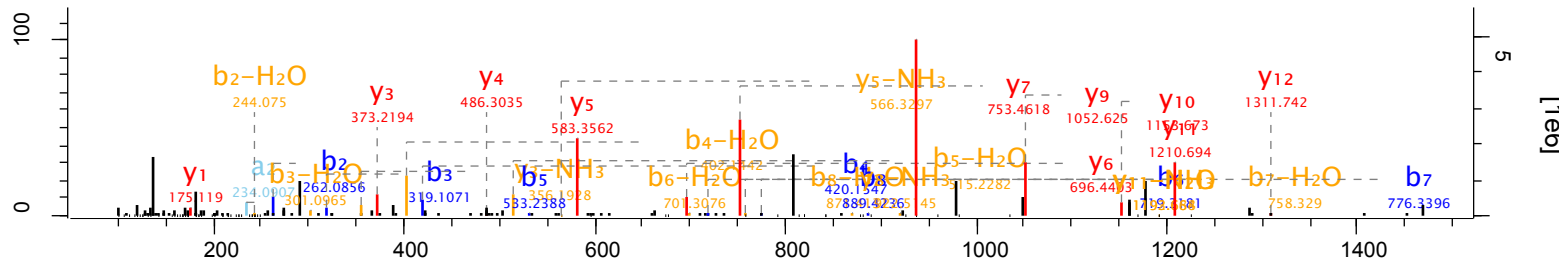
Raw file	Scan	Method	Score	m/z	Gene names
20121213_EXQ1_AtDe_50CM_LFQ_myotubes_OG11	61501	FTMS; HCD	86	934.51	Gabra3



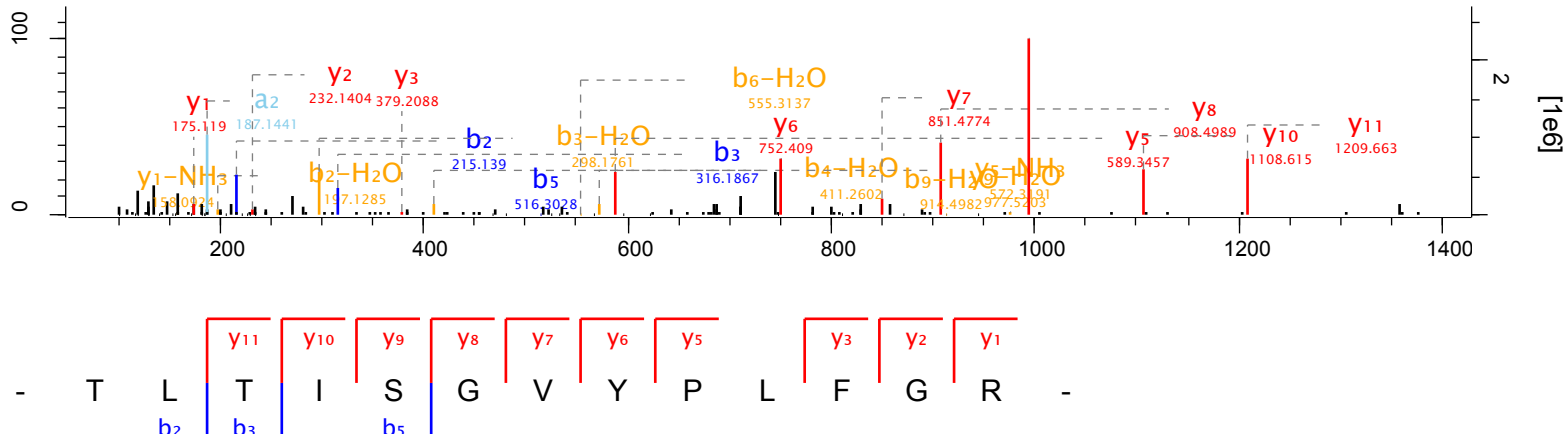
Raw file	Scan	Method	Score	m/z	Gene names
20121213_EXQ1_AtDe_50CM_LFQ_myotubes_OG11	62446	FTMS; HCD	70.16	805.48	Gcnt2



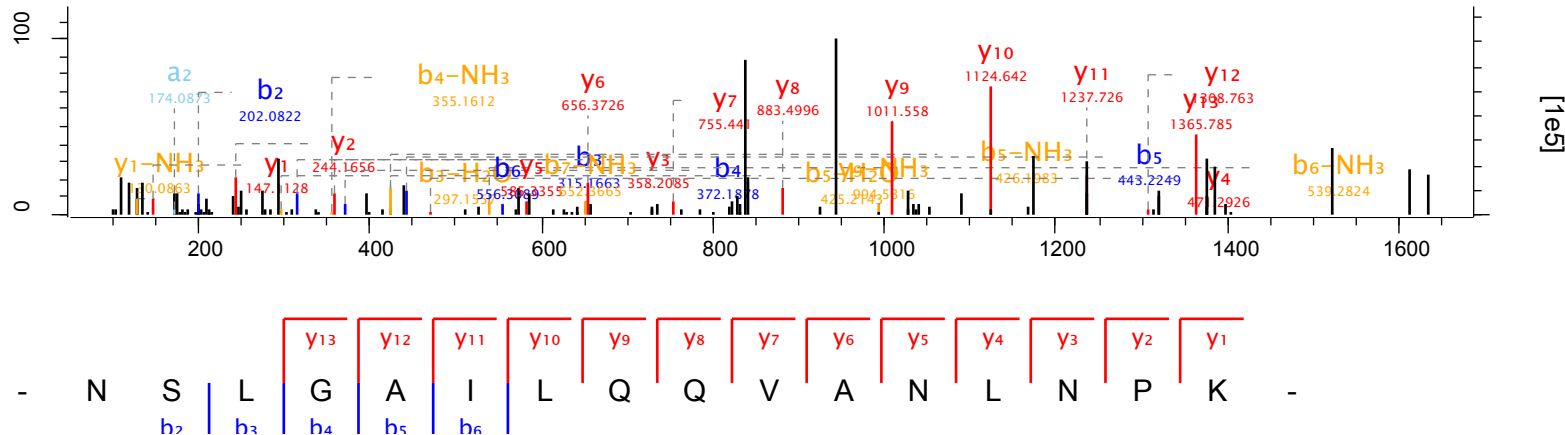
Raw file	Scan	Method	Score	m/z	Gene names
20121213_EXQ1_AtDe_50CM_LFQ_myotubes_OG11	62893	FTMS; HCD	116.63	736.39	Socs2;Gm9847



Raw file	Scan	Method	Score	m/z	Gene names
20121213_EXQ1_AtDe_50CM_LFQ_myotubes_OG11	63585	FTMS; HCD	68	712.4	C2cd3

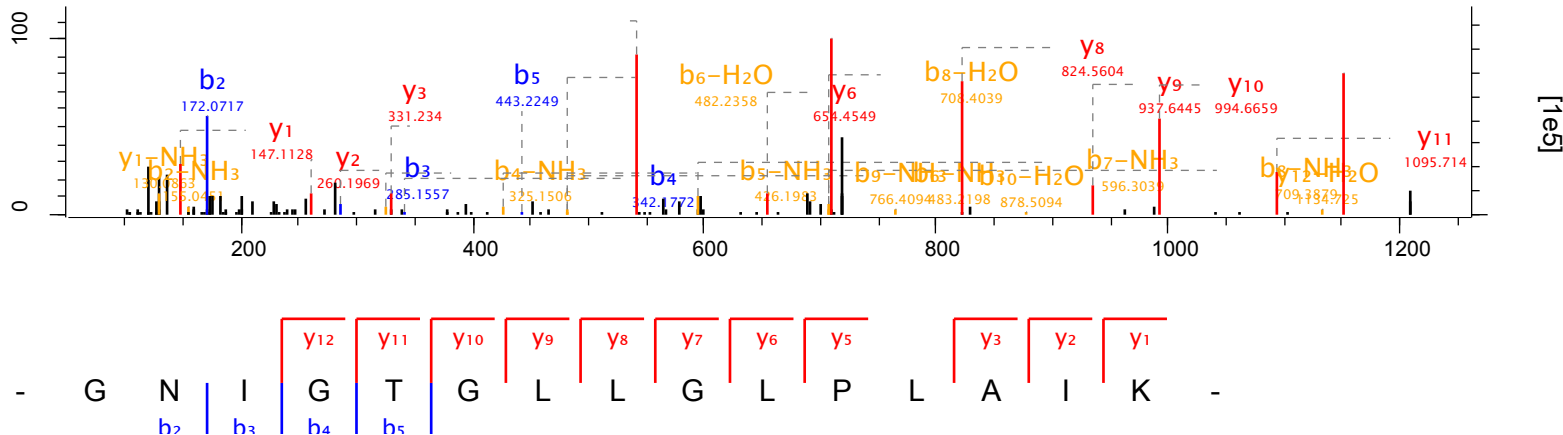


Raw file	Scan	Method	Score	m/z	Gene names
20121213_EXQ1_AtDe_50CM_LFQ_myotubes_OG11	65895	FTMS; HCD	95.07	840.48	ELL2

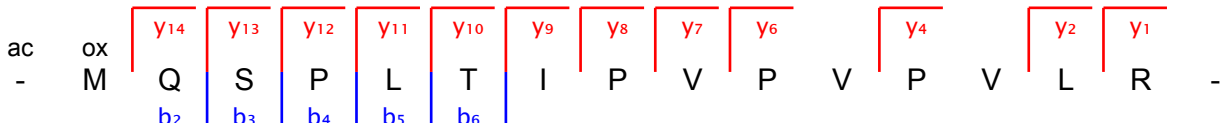
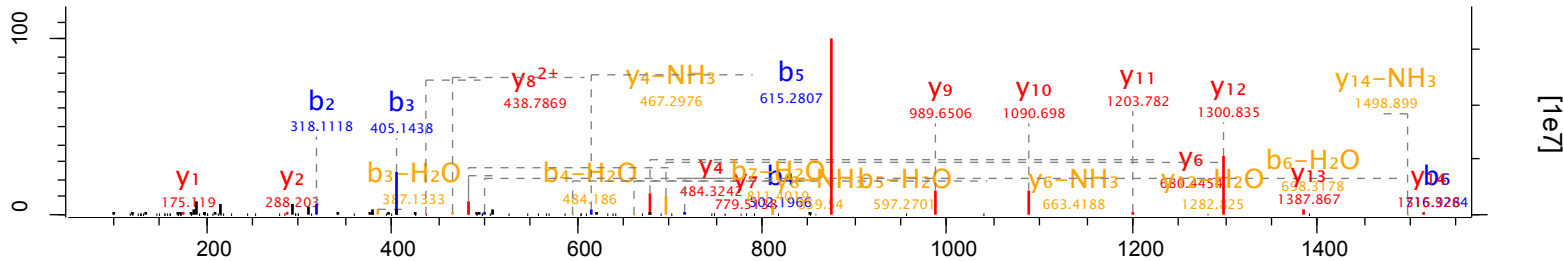




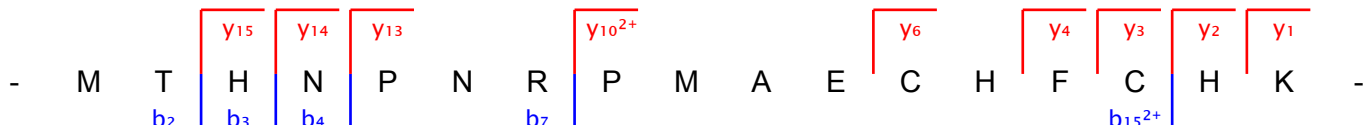
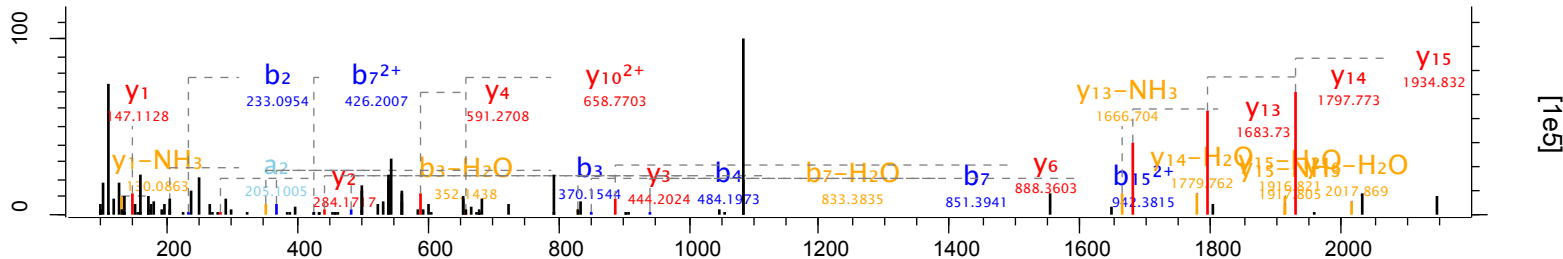
Raw file	Scan	Method	Score	m/z	Gene names
20121213_EXQ1_AtDe_50CM_LFQ_myotubes_OG11	66330	FTMS; HCD	76.01	719.45	Slc36a4



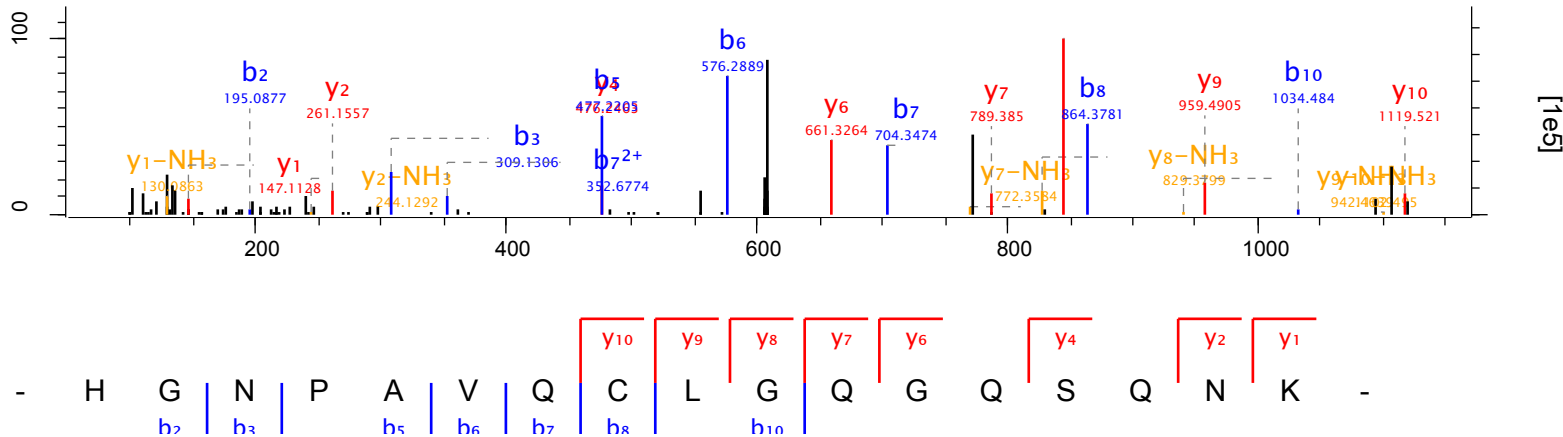
Raw file	Scan	Method	Score	m/z	Gene names
20121213_EXQ1_AtDe_50CM_LFQ_myotubes_OG11	68366	FTMS; HCD	135.14	853	Gemin7



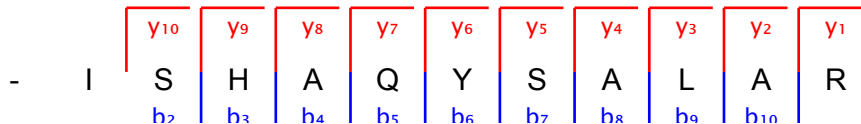
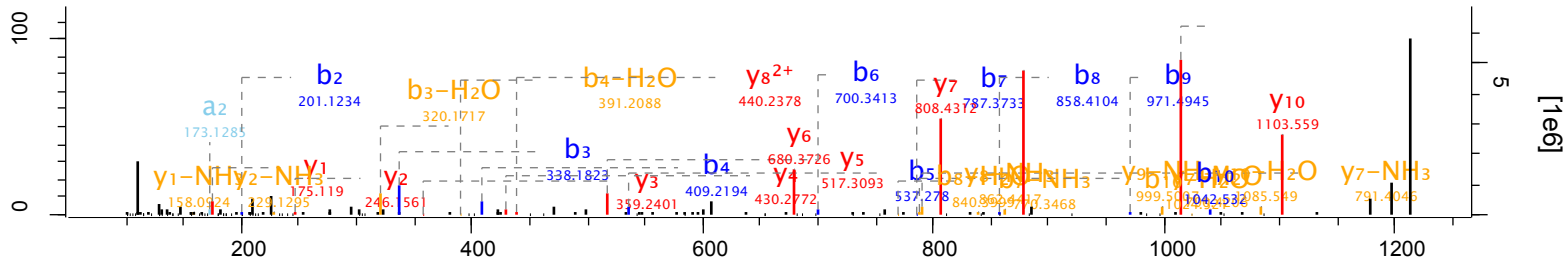
Raw file	Scan	Method	Score	m/z	Gene names
20121213_EXQ1_AtDe_50CM_LFQ_myotubes_OG12	11441	FTMS; HCD	61.26	542.49	Prdm5



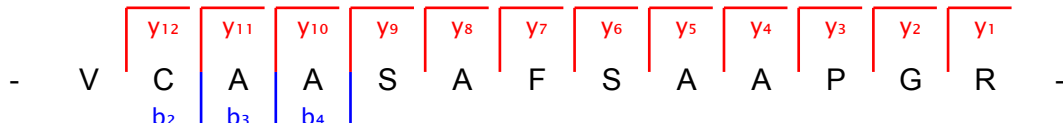
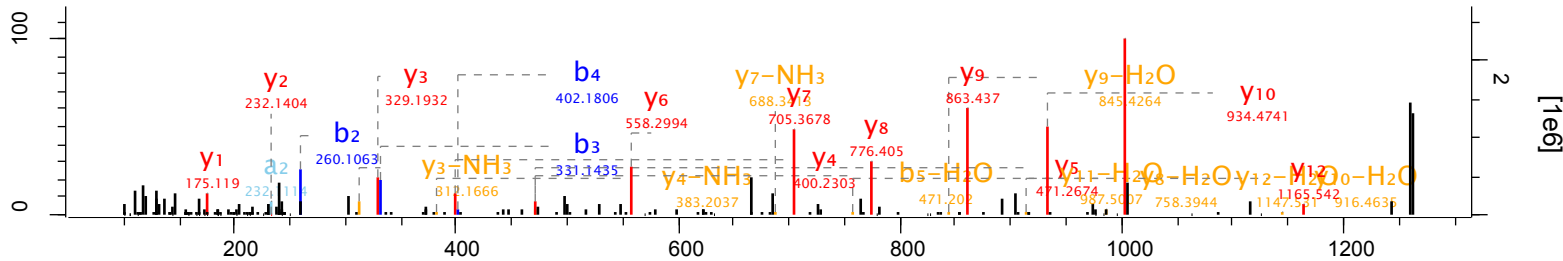
Raw file	Scan	Method	Score	m/z	Gene names
20121213_EXQ1_AtDe_50CM_LFQ_myotubes_OG12	13791	FTMS; HCD	66.83	608.3	Sema3g



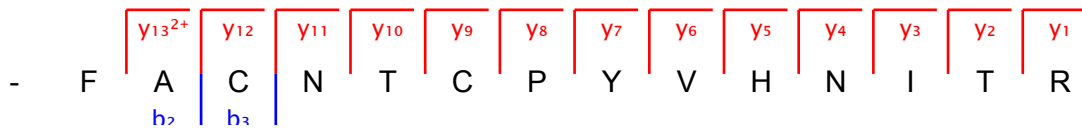
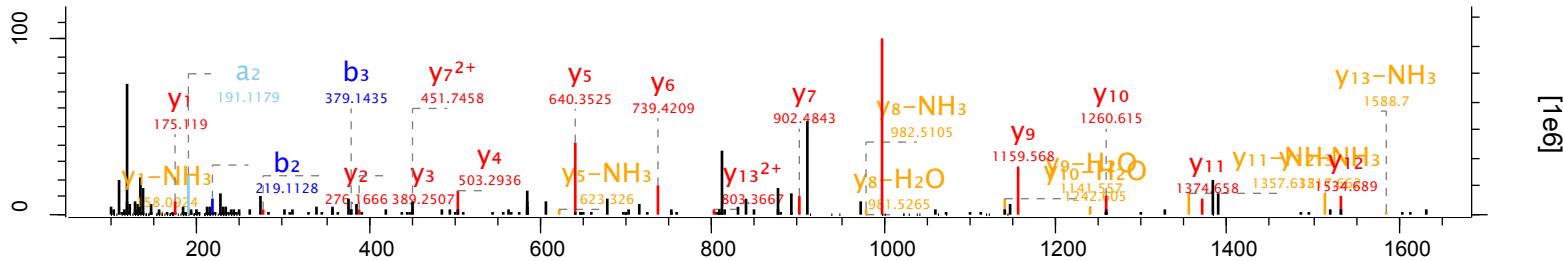
Raw file	Scan	Method	Score	m/z	Gene names
20121213_EXQ1_AtDe_50CM_LFQ_myotubes_OG12	15668	FTMS; HCD	149.58	608.83	Stx11



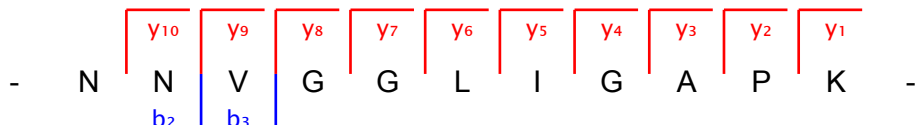
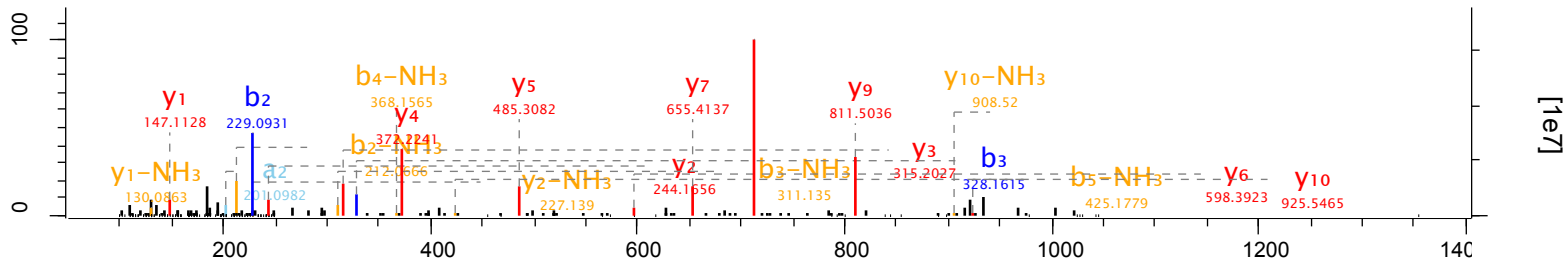
Raw file	Scan	Method	Score	m/z	Gene names
20121213_EXQ1_AtDe_50CM_LFQ_myotubes_OG12	24397	FTMS; HCD	88.1	632.81	Fbx122



Raw file	Scan	Method	Score	m/z	Gene names
20121213_EXQ1_AtDe_50CM_LFQ_myotubes_OG12	24575	FTMS; HCD	91.31	584.94	Polr3k

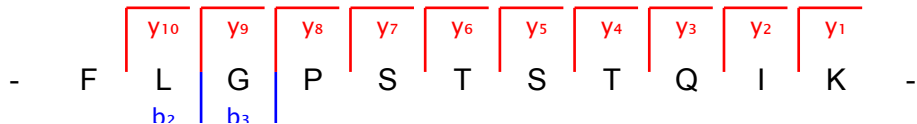
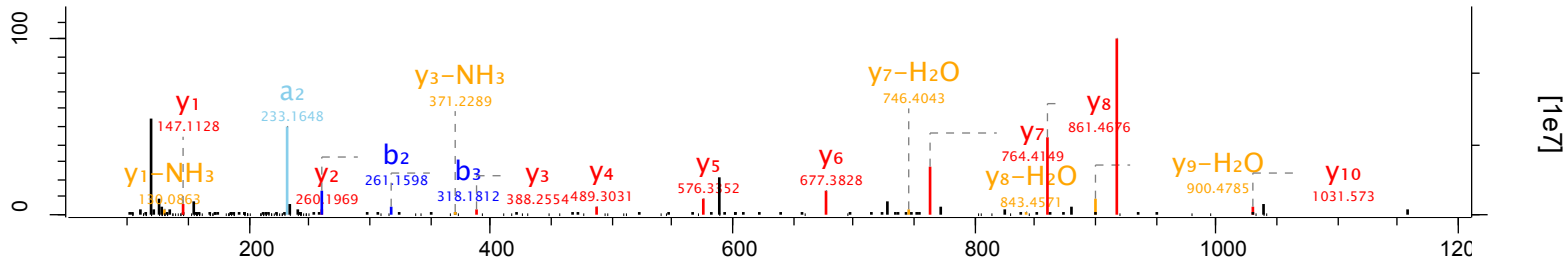


Raw file	Scan	Method	Score	m/z	Gene names
20121213_EXQ1_AtDe_50CM_LFQ_myotubes_OG12	24926	FTMS; HCD	89.68	520.3	Eya2

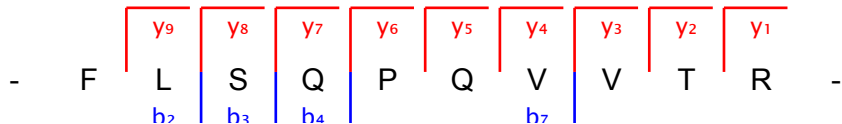
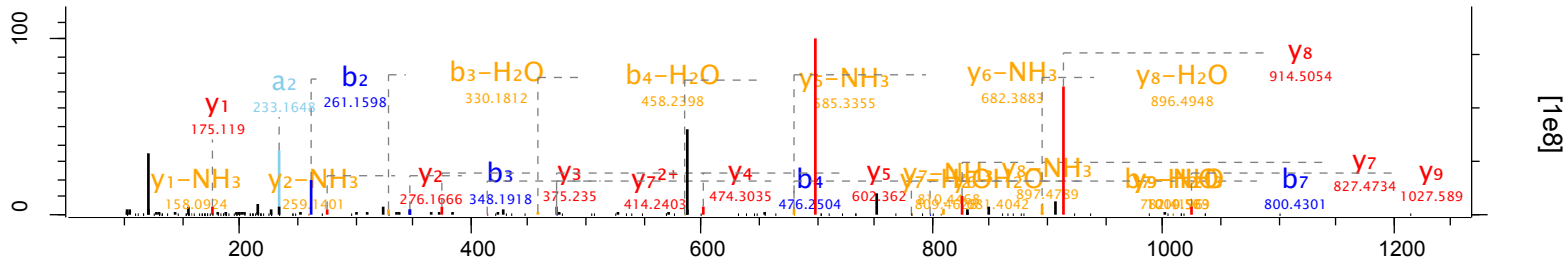




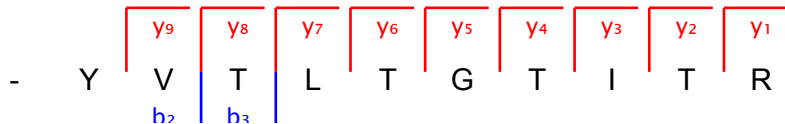
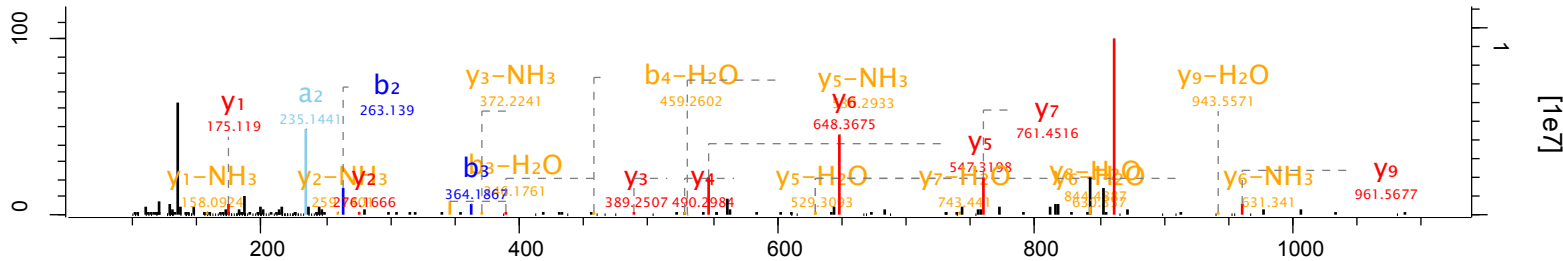
Raw file	Scan	Method	Score	m/z	Gene names
20121213_EXQ1_AtDe_50CM_LFQ_myotubes_OG12	26728	FTMS; HCD	96.23	589.83	Kctd18



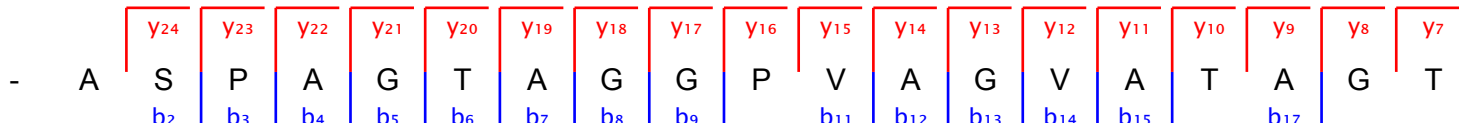
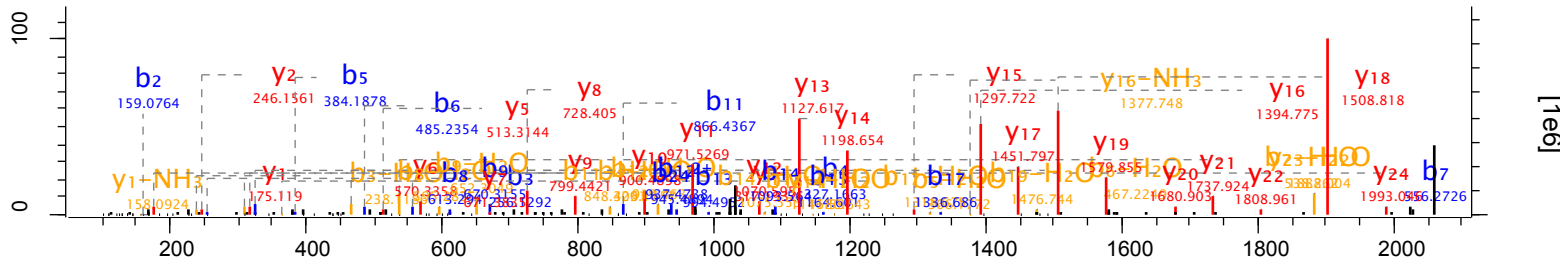
Raw file	Scan	Method	Score	m/z	Gene names
20121213_EXQ1_AtDe_50CM_LFQ_myotubes_OG12	28025	FTMS; HCD	138.25	588.35	Syngn2



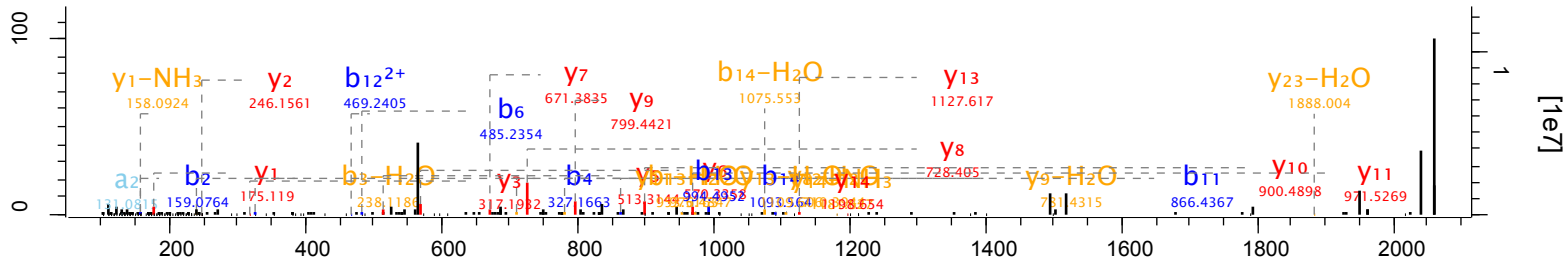
Raw file	Scan	Method	Score	m/z	Gene names
20121213_EXQ1_AtDe_50CM_LFQ_myotubes_OG12	31749	FTMS; HCD	89.32	562.82	Tmem169



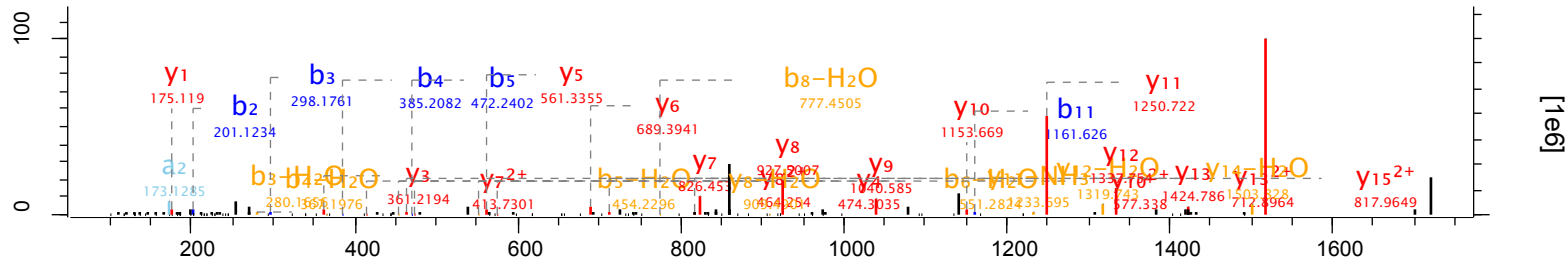
Raw file	Scan	Method	Score	m/z	Gene names
20121213_EXQ1_AtDe_50CM_LFQ_myotubes_OG12	33921	FTMS; HCD	232.59	1033.05	Taf10



Raw file	Scan	Method	Score	m/z	Gene names
20121213_EXQ1_AtDe_50CM_LFQ_myotubes_OG12	33969	FTMS; HCD	44.16	688.64	Taf10

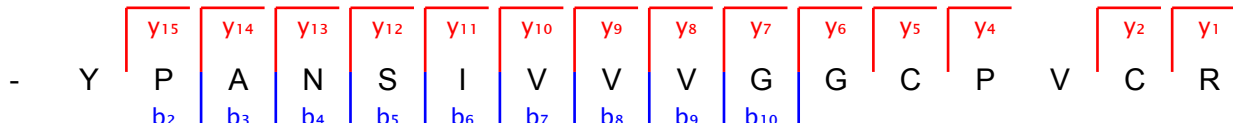
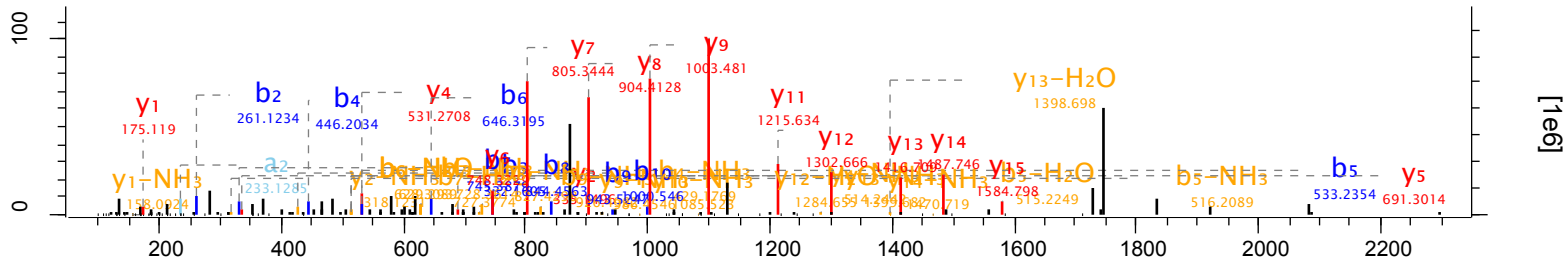


Raw file	Scan	Method	Score	m/z	Gene names
20121213_EXQ1_AtDe_50CM_LFQ_myotubes_OG12	39661	FTMS; HCD	112.67	861.48	Tanc2

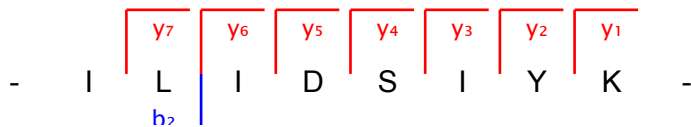
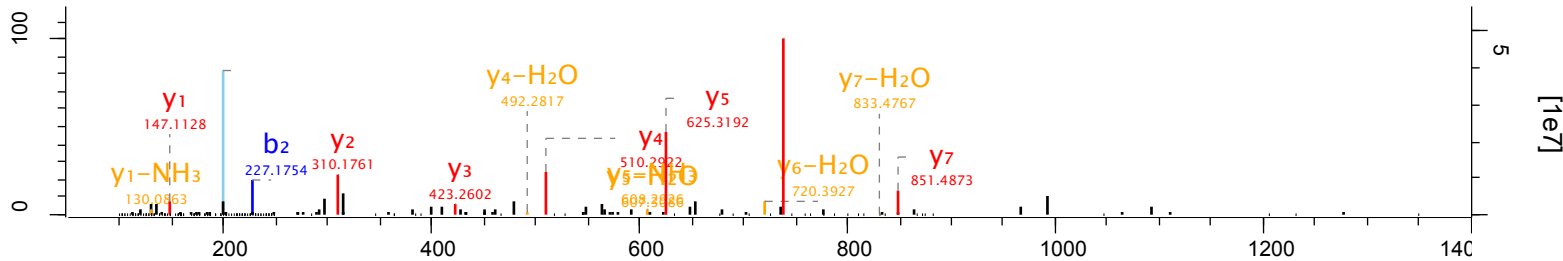


- S L P S S P L L T H Q S I S V R -  
 b<sub>2</sub> b<sub>3</sub> b<sub>4</sub> b<sub>5</sub> b<sub>11</sub>  
 y<sub>15</sub><sup>2+</sup> y<sub>14</sub> y<sub>13</sub> y<sub>12</sub> y<sub>11</sub> y<sub>10</sub> y<sub>9</sub> y<sub>8</sub> y<sub>7</sub> y<sub>6</sub> y<sub>5</sub> y<sub>4</sub> y<sub>3</sub> y<sub>1</sub>

Raw file	Scan	Method	Score	m/z	Gene names
20121213_EXQ1_AtDe_50CM_LFQ_myotubes_OG12	40728	FTMS; HCD	209.56	874.44	Bri3

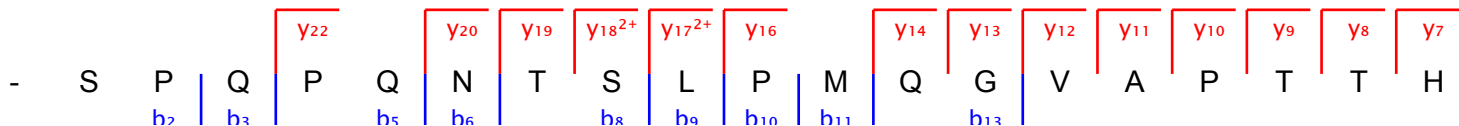
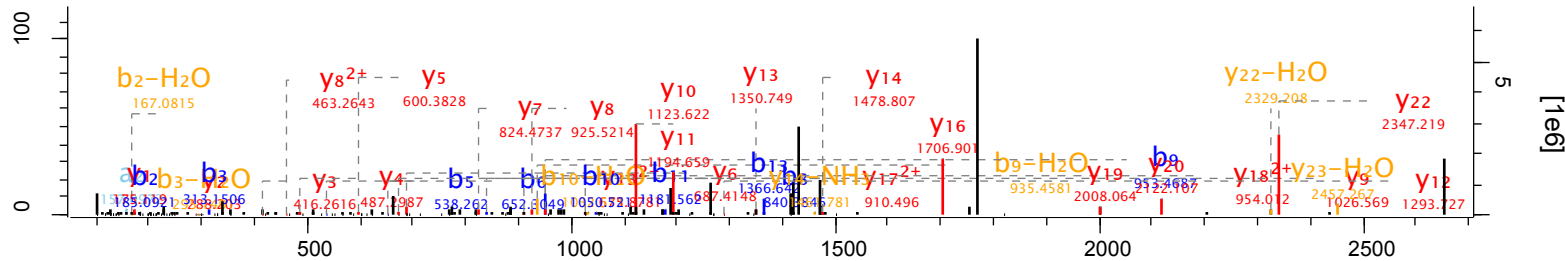


Raw file	Scan	Method	Score	m/z	Gene names
20121213_EXQ1_AtDe_50CM_LFQ_myotubes_OG12	42348	FTMS; HCD	77.07	482.79	Plch1

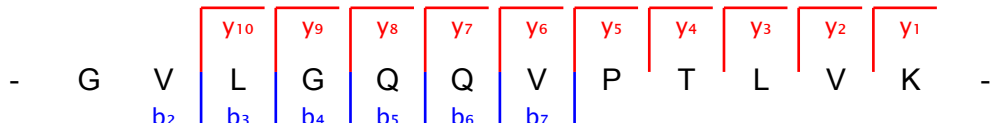
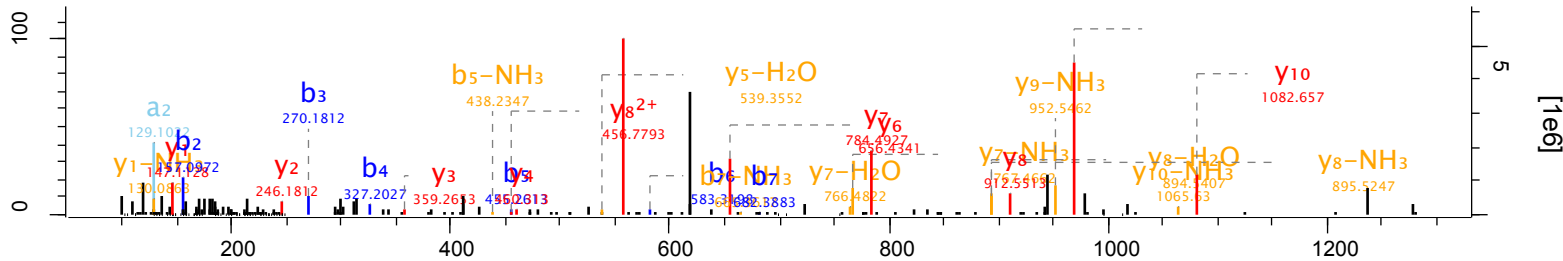




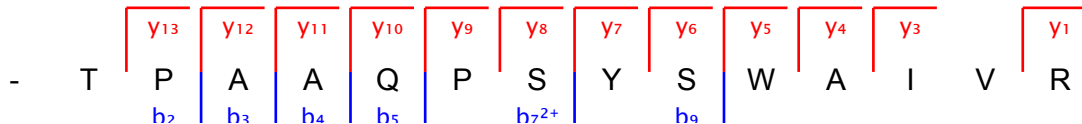
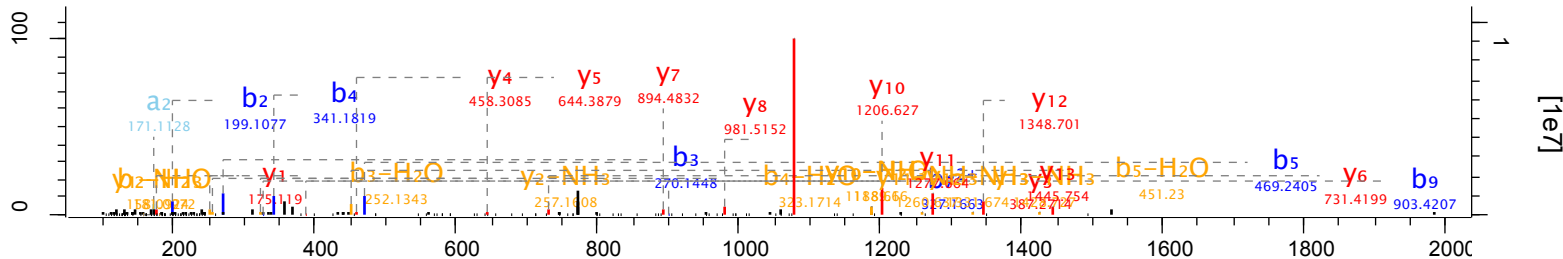
Raw file	Scan	Method	Score	m/z	Gene names
20121213_EXQ1_AtDe_50CM_LFQ_myotubes_OG12	43098	FTMS; HCD	72.57	887.46	Ino80d



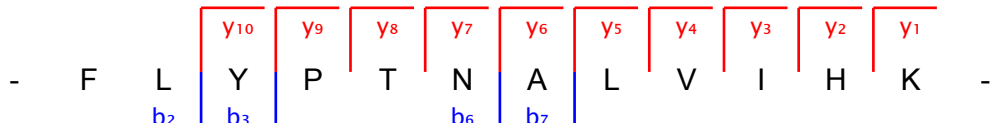
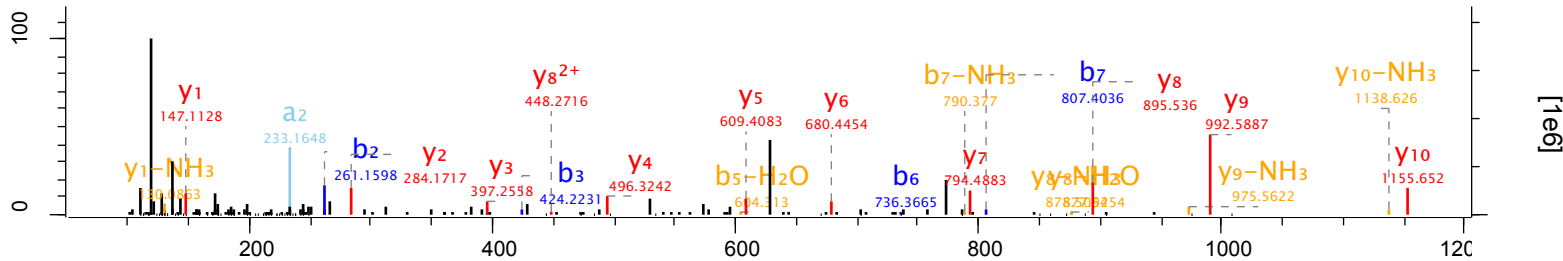
Raw file	Scan	Method	Score	m/z	Gene names
20121213_EXQ1_AtDe_50CM_LFQ_myotubes_OG12	43399	FTMS; HCD	156.01	619.88	Hfe



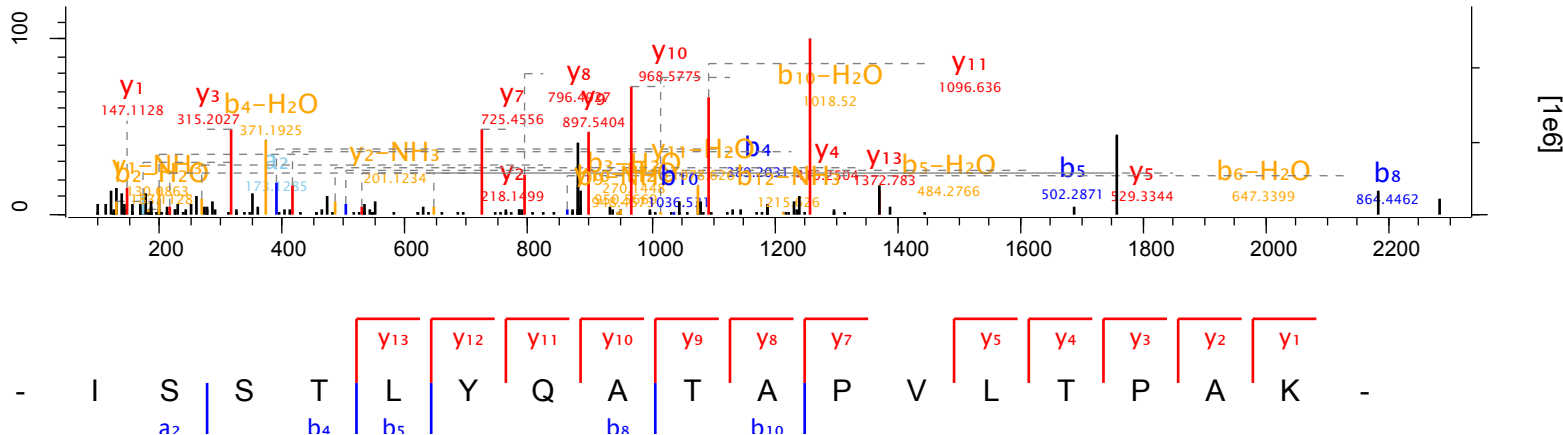
Raw file	Scan	Method	Score	m/z	Gene names
20121213_EXQ1_AtDe_50CM_LFQ_myotubes_OG12	45569	FTMS; HCD	159.52	773.91	Adamts16



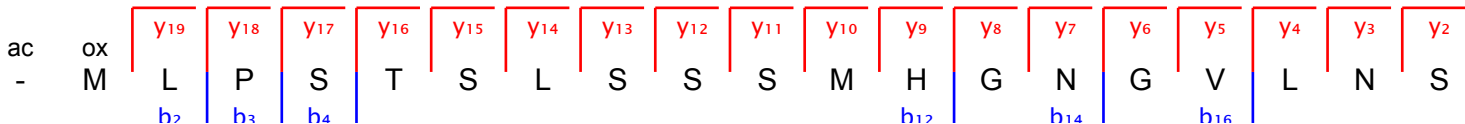
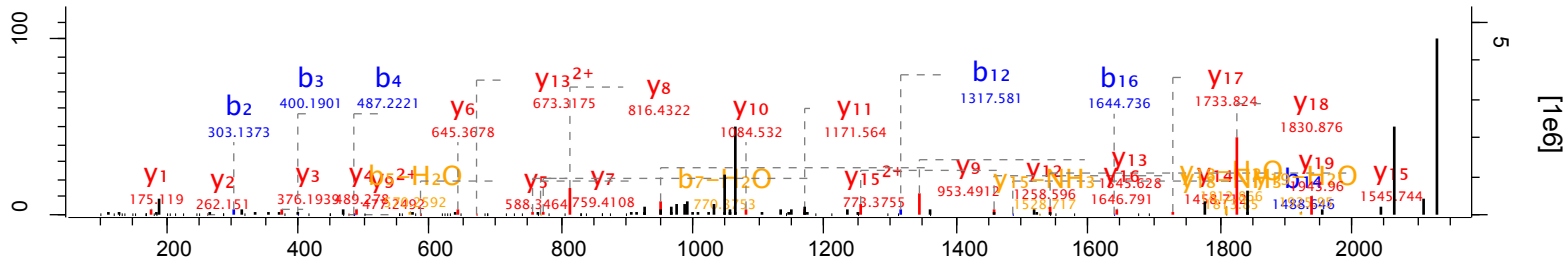
Raw file	Scan	Method	Score	m/z	Gene names
20121213_EXQ1_AtDe_50CM_LFQ_myotubes_OG12	45763	FTMS; HCD	100.93	472.61	Cables2



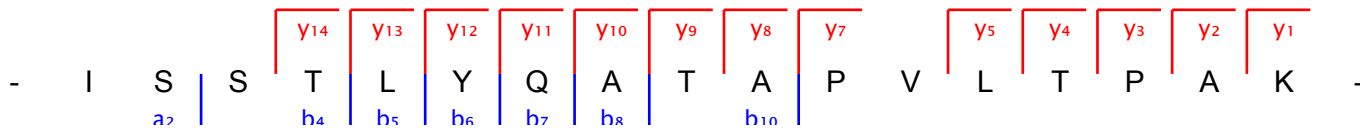
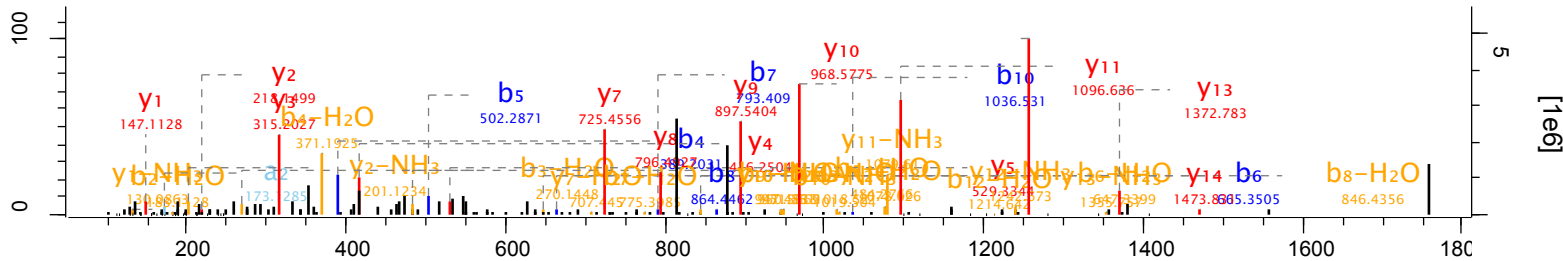
Raw file	Scan	Method	Score	m/z	Gene names
20121213_EXQ1_AtDe_50CM_LFQ_myotubes_OG12	46686	FTMS; HCD	84.65	881.5	Krtcap2



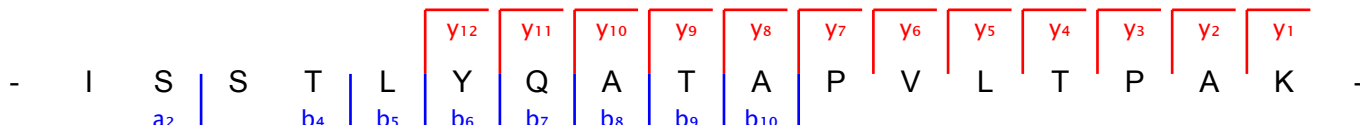
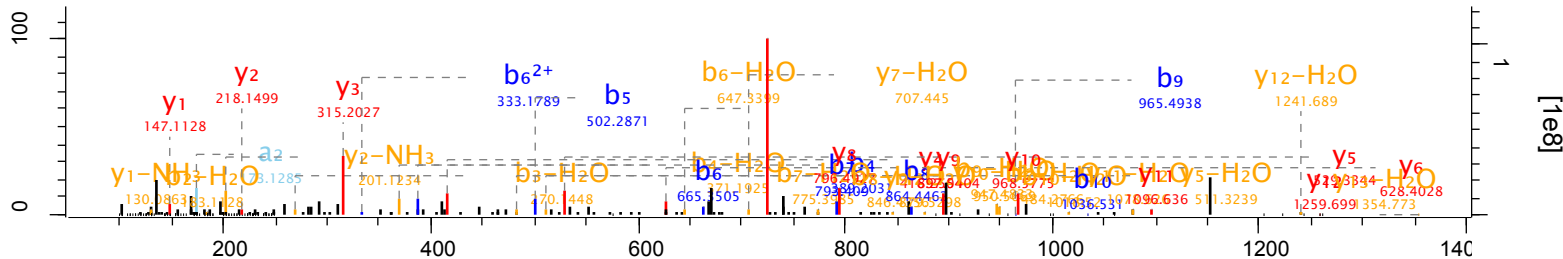
Raw file	Scan	Method	Score	m/z	Gene names
20121213_EXQ1_AtDe_50CM_LFQ_myotubes_OG12	47285	FTMS; HCD	95.59	1067.01	Unc50



Raw file	Scan	Method	Score	m/z	Gene names
20121213_EXQ1_AtDe_50CM_LFQ_myotubes_OG12	47757	FTMS; HCD	148.41	880.99	Krtcap2

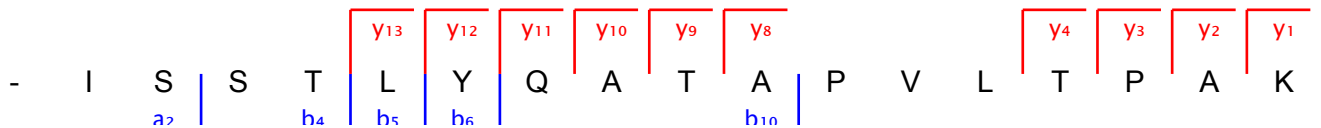
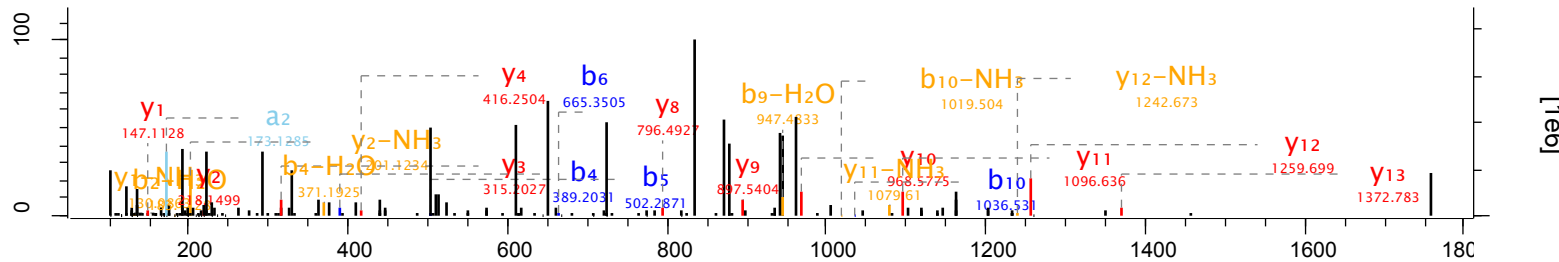


Raw file	Scan	Method	Score	m/z	Gene names
20121213_EXQ1_AtDe_50CM_LFQ_myotubes_OG12	47828	FTMS; HCD	139.49	588	Krtcap2

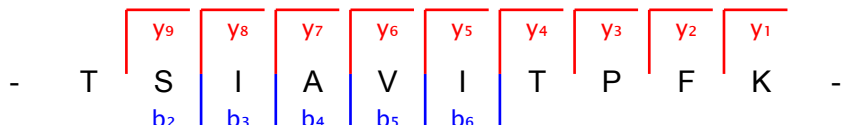
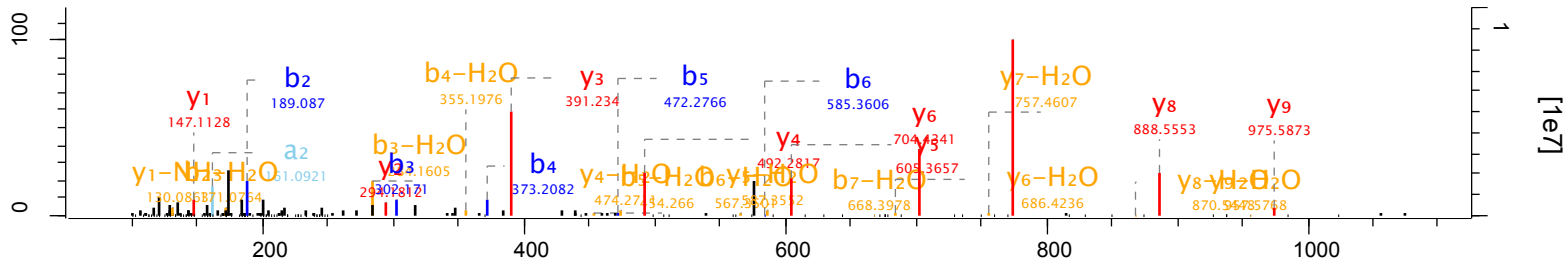




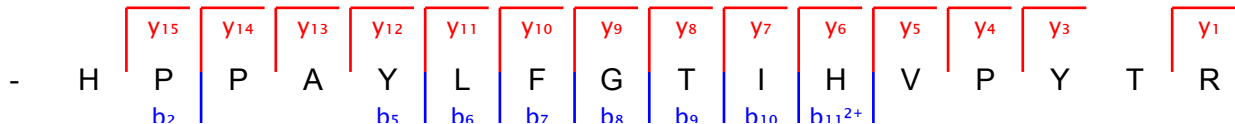
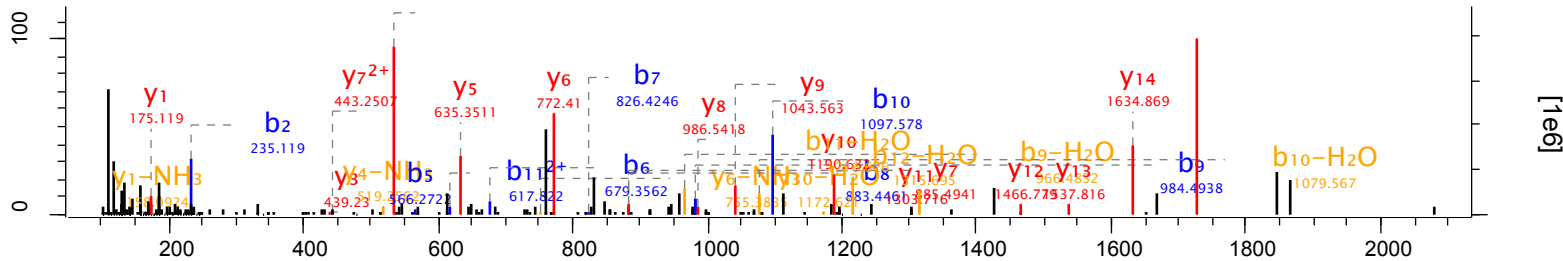
Raw file	Scan	Method	Score	m/z	Gene names
20121213_EXQ1_AtDe_50CM_LFQ_myotubes_OG12	48199	FTMS; HCD	33.77	881	Krtcap2



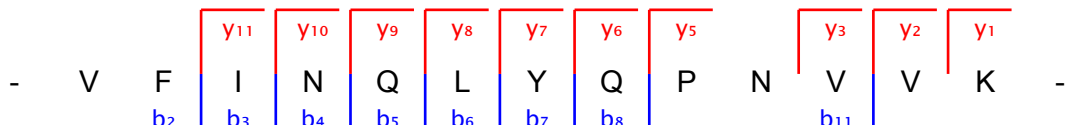
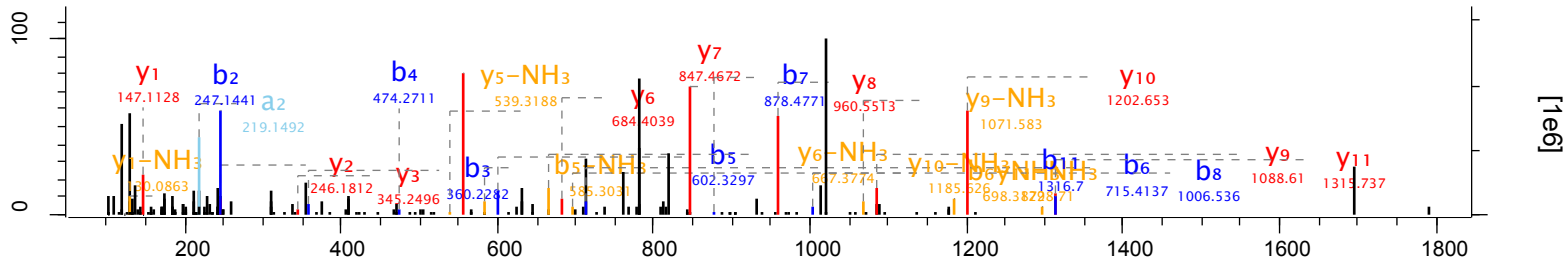
Raw file	Scan	Method	Score	m/z	Gene names
20121213_EXQ1_AtDe_50CM_LFQ_myotubes_OG12	48235	FTMS; HCD	169.37	538.82	Nusap1



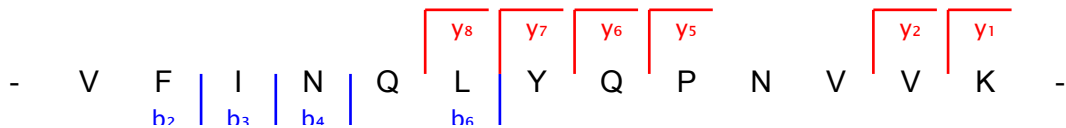
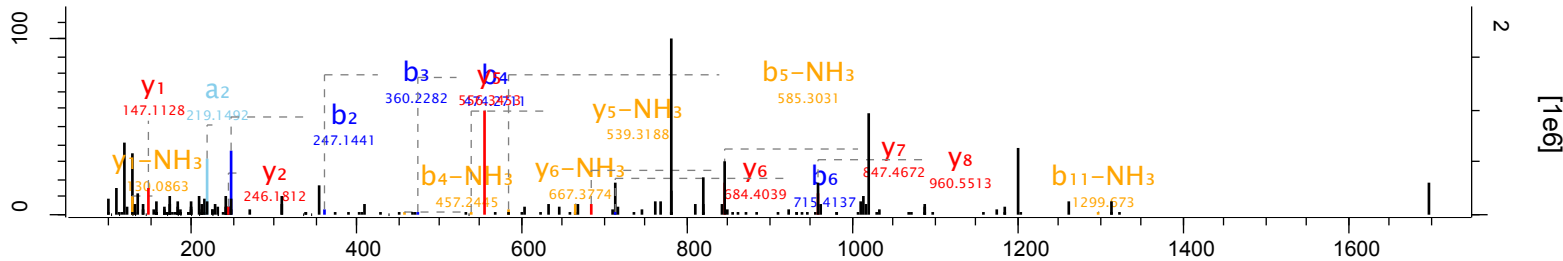
Raw file	Scan	Method	Score	m/z	Gene names
20121213_EXQ1_AtDe_50CM_LFQ_myotubes_OG12	49806	FTMS; HCD	98.51	623.67	Trabd2b



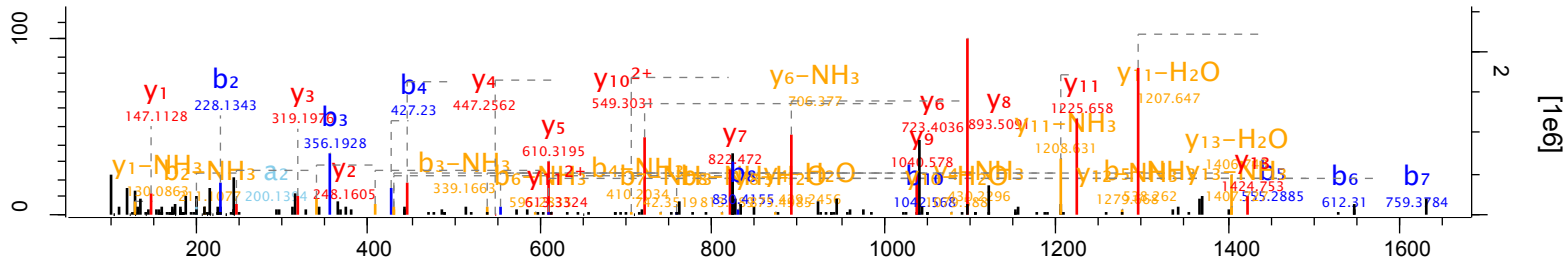
Raw file	Scan	Method	Score	m/z	Gene names
20121213_EXQ1_AtDe_50CM_LFQ_myotubes_OG12	50466	FTMS; HCD	128.08	781.44	Ptger4



Raw file	Scan	Method	Score	m/z	Gene names
20121213_EXQ1_AtDe_50CM_LFQ_myotubes_OG12	50476	FTMS; HCD	58.17	782.44	Ptger4



Raw file	Scan	Method	Score	m/z	Gene names
20121213_EXQ1_AtDe_50CM_LFQ_myotubes_OG12	50721	FTMS; HCD	164.7	826.45	Kremen1



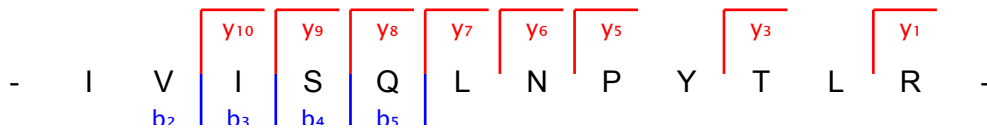
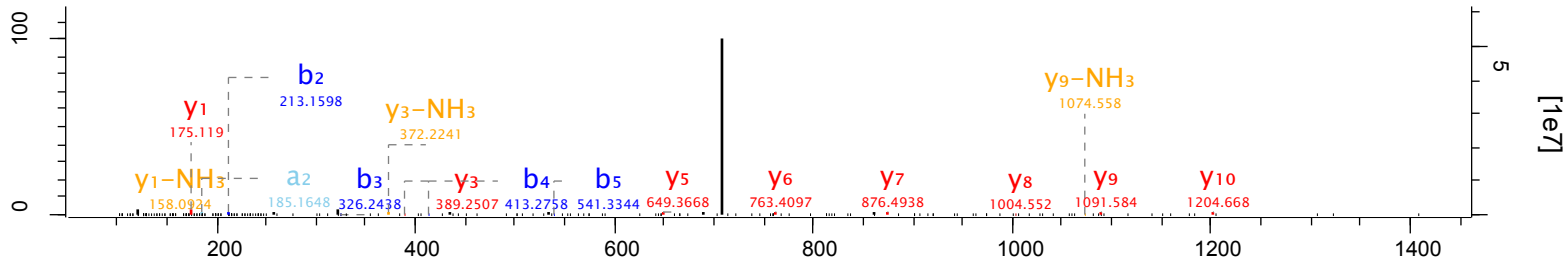
Sequence: - I N Q A Q G F A V L Y Q A T K -

Fragmentation sites (b and y ions) are indicated by brackets below the sequence:

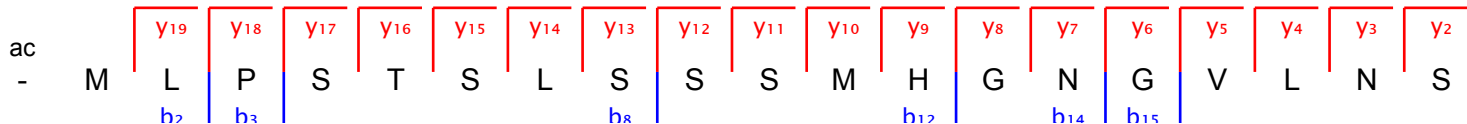
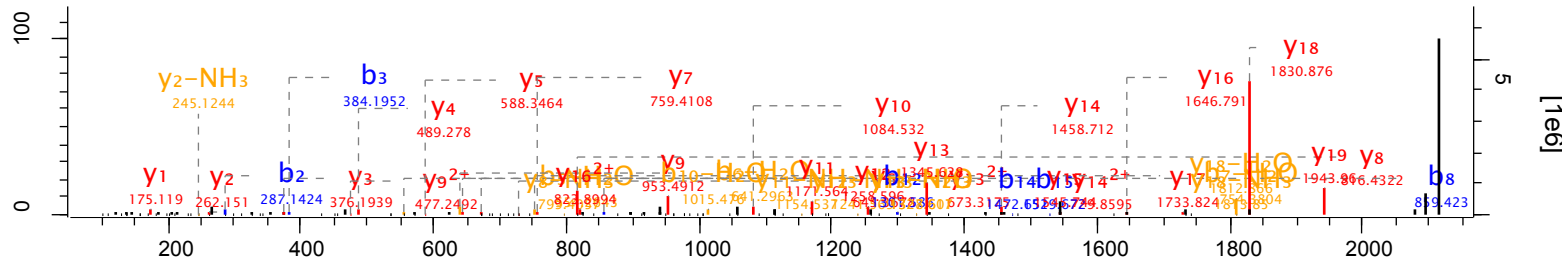
- b<sub>2</sub> (under N)
- b<sub>3</sub> (under Q)
- b<sub>4</sub> (under A)
- b<sub>5</sub> (under Q)
- b<sub>6</sub> (under G)
- b<sub>7</sub> (under F)
- b<sub>8</sub> (under A)
- b<sub>10</sub> (under L)

Corresponding y ions (y<sub>1</sub> to y<sub>13</sub>) are shown above the sequence, aligned with the b ion brackets.

Raw file	Scan	Method	Score	m/z	Gene names
20121213_EXQ1_AtDe_50CM_LFQ_myotubes_OG12	54761	FTMS; HCD	52.58	709.37	Lphn3

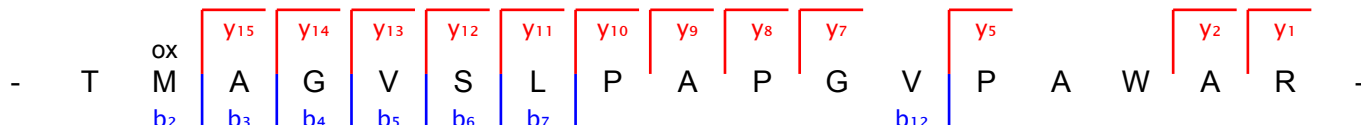
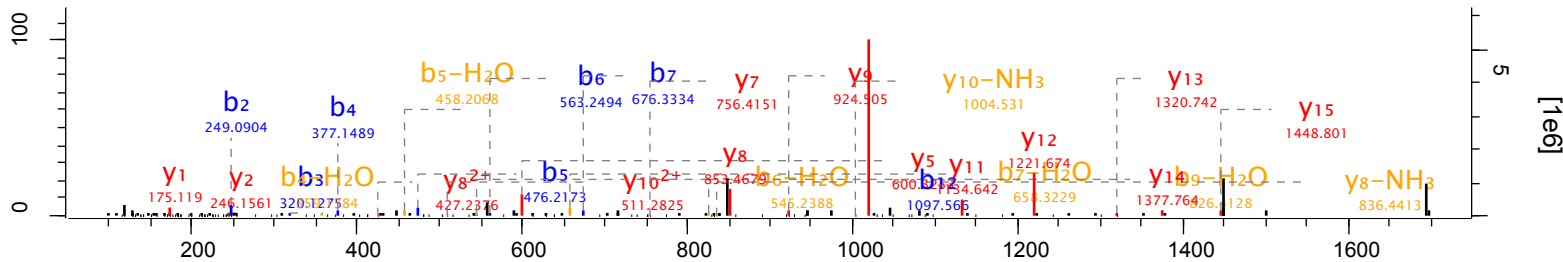


Raw file	Scan	Method	Score	m/z	Gene names
20121213_EXQ1_AtDe_50CM_LFQ_myotubes_OG12	55445	FTMS; HCD	119.27	1059.52	Unc50

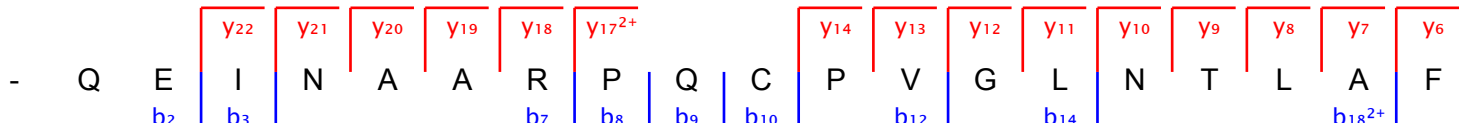
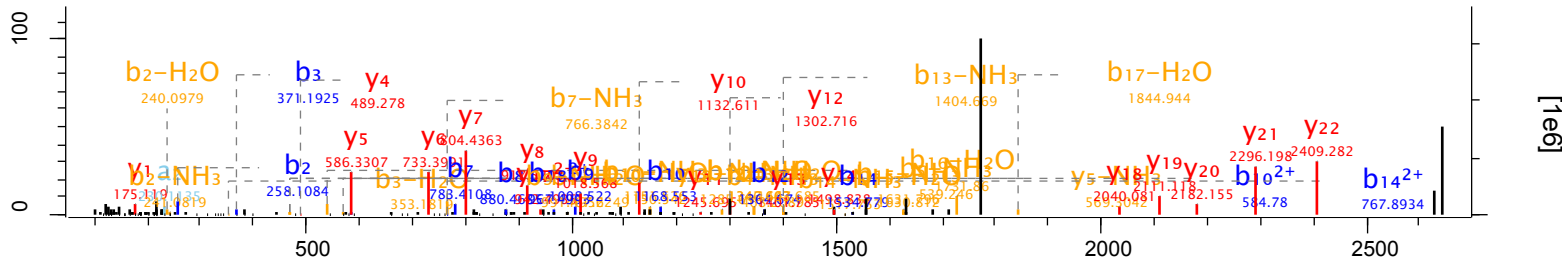




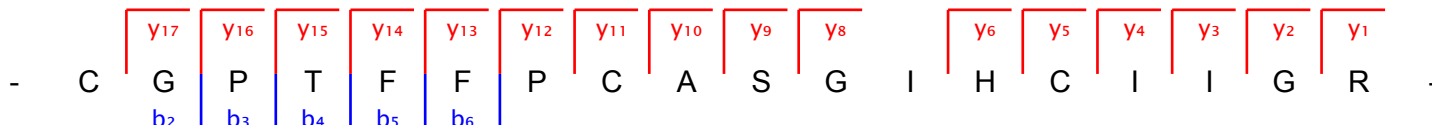
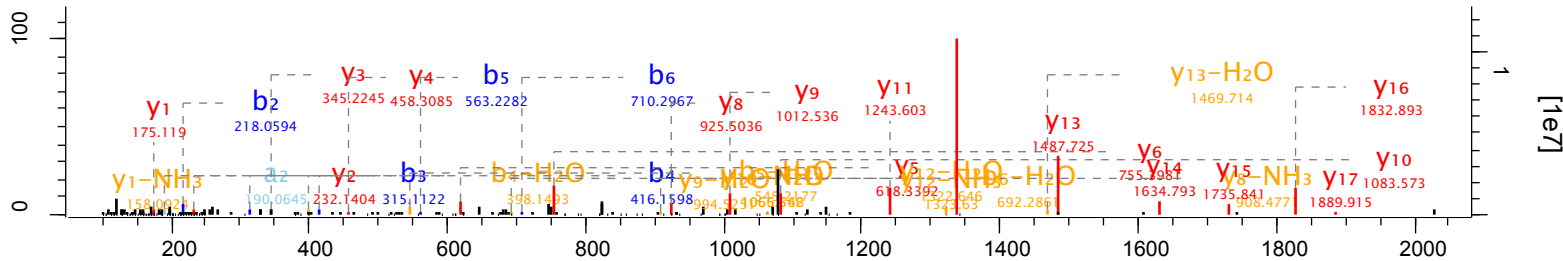
Raw file	Scan	Method	Score	m/z	Gene names
20121213_EXQ1_AtDe_50CM_LFQ_myotubes_OG12	57129	FTMS; HCD	89.36	848.95	Mea1



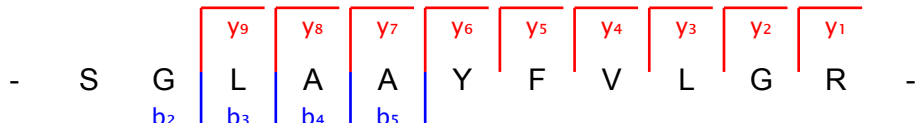
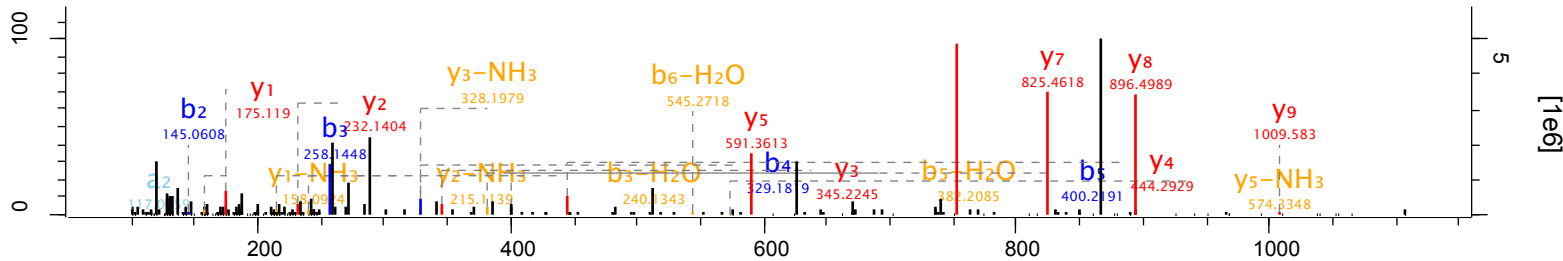
Raw file	Scan	Method	Score	m/z	Gene names
20121213_EXQ1_AtDe_50CM_LFQ_myotubes_OG12	57520	FTMS; HCD	143.35	889.81	Peli2



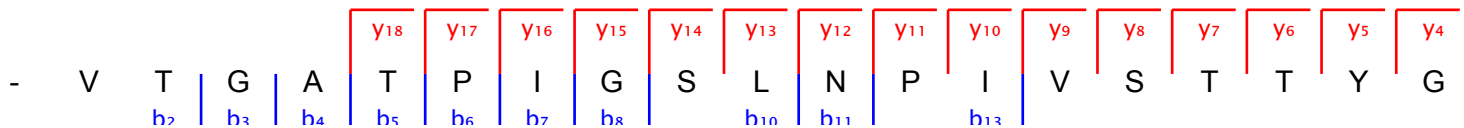
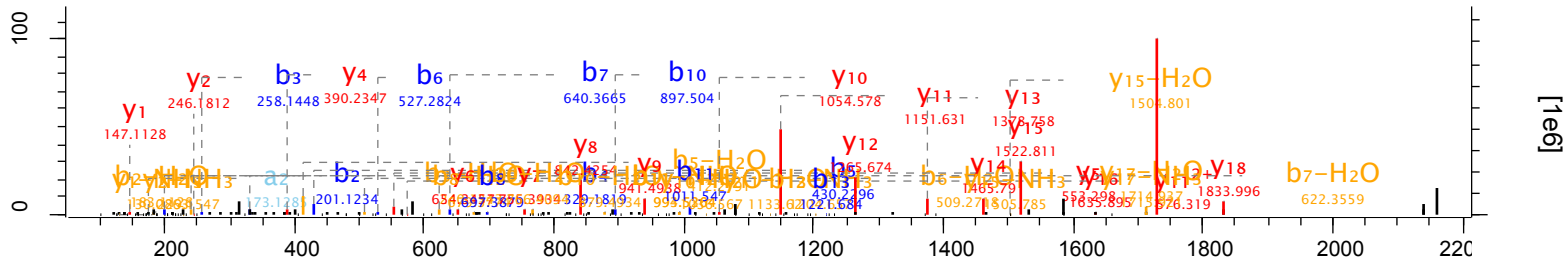
Raw file	Scan	Method	Score	m/z	Gene names
20121213_EXQ1_AtDe_50CM_LFQ_myotubes_OG12	58285	FTMS; HCD	123.08	683.99	Ldlrad3



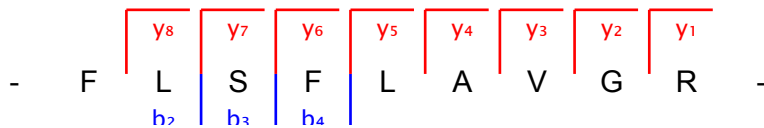
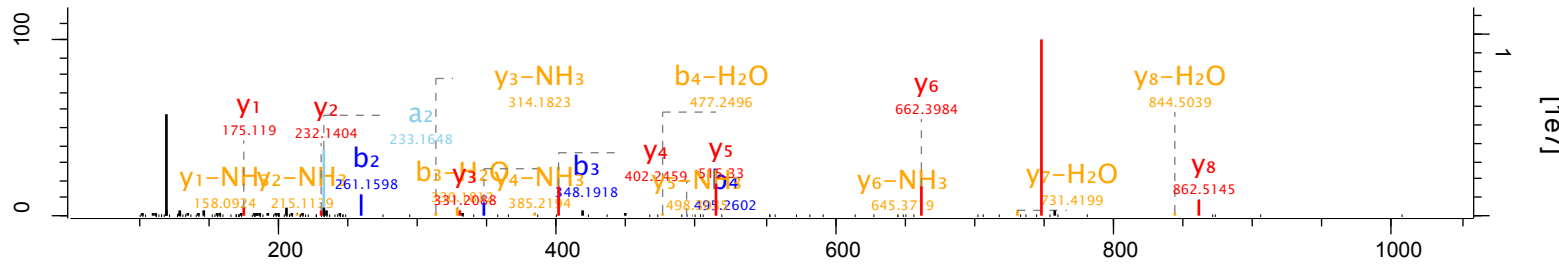
Raw file	Scan	Method	Score	m/z	Gene names
20121213_EXQ1_AtDe_50CM_LFQ_myotubes_OG12	59897	FTMS; HCD	52.25	577.32	Cmtm6



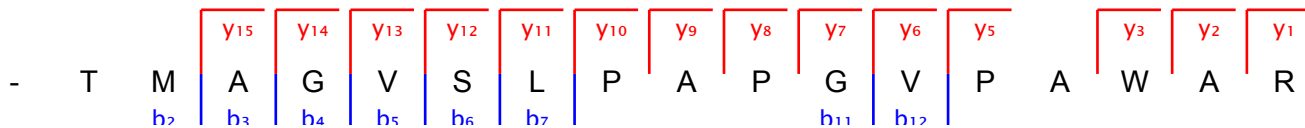
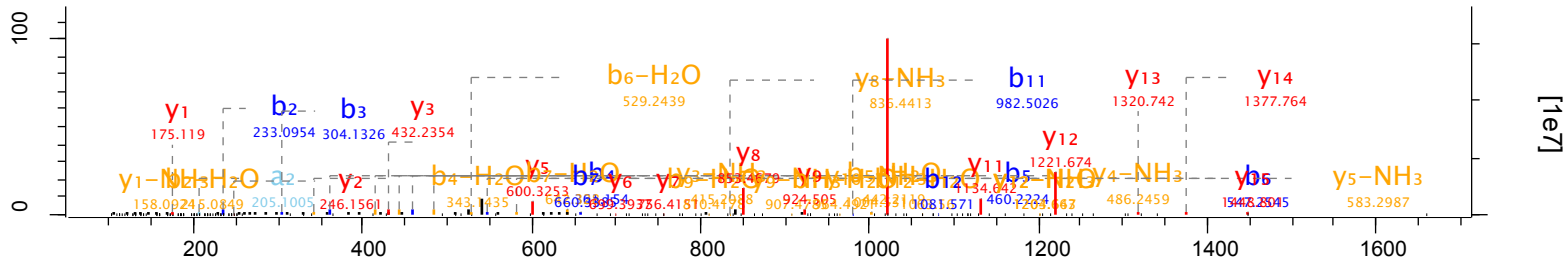
Raw file	Scan	Method	Score	m/z	Gene names
20121213_EXQ1_AtDe_50CM_LFQ_myotubes_OG12	59930	FTMS; HCD	191.22	1082.1	Mkks



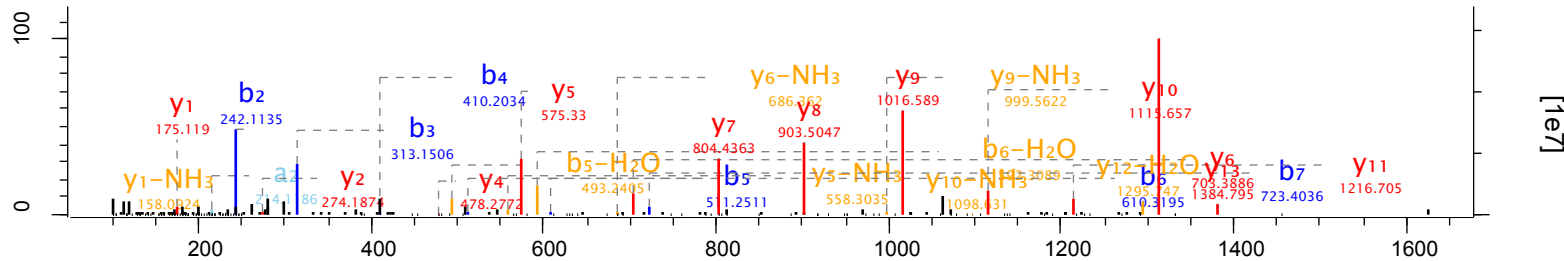
Raw file	Scan	Method	Score	m/z	Gene names
20121213_EXQ1_AtDe_50CM_LFQ_myotubes_OG12	60536	FTMS; HCD	132.76	505.3	Apbb1



Raw file	Scan	Method	Score	m/z	Gene names
20121213_EXQ1_AtDe_50CM_LFQ_myotubes_OG12	61080	FTMS; HCD	140.93	841.45	Mea1



Raw file	Scan	Method	Score	m/z	Gene names
20121213_EXQ1_AtDe_50CM_LFQ_myotubes_OG12	61204	FTMS; HCD	102.64	813.96	Plac8



ac

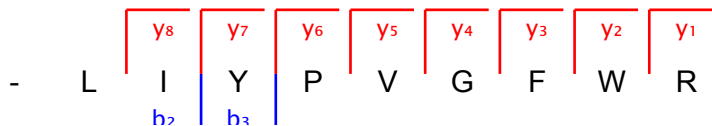
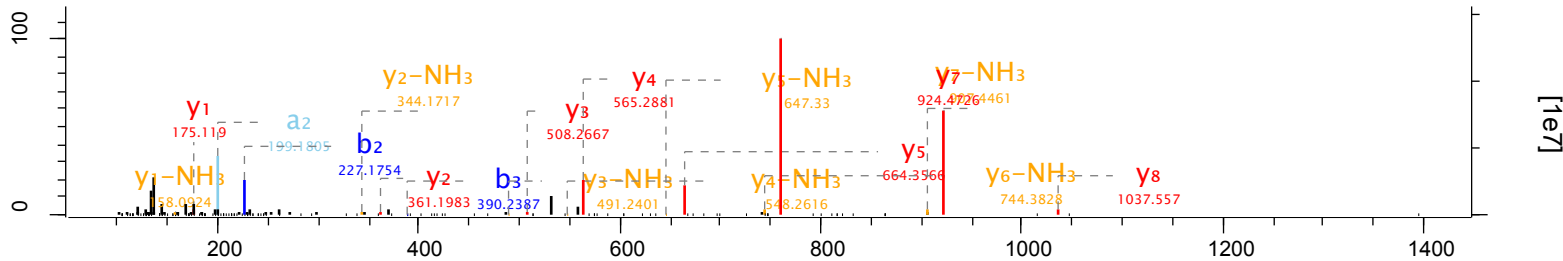
- A Q A P T V I V T Q P G F V R -

h<sub>2</sub> h<sub>3</sub> h<sub>4</sub> h<sub>5</sub> h<sub>6</sub> h<sub>7</sub>

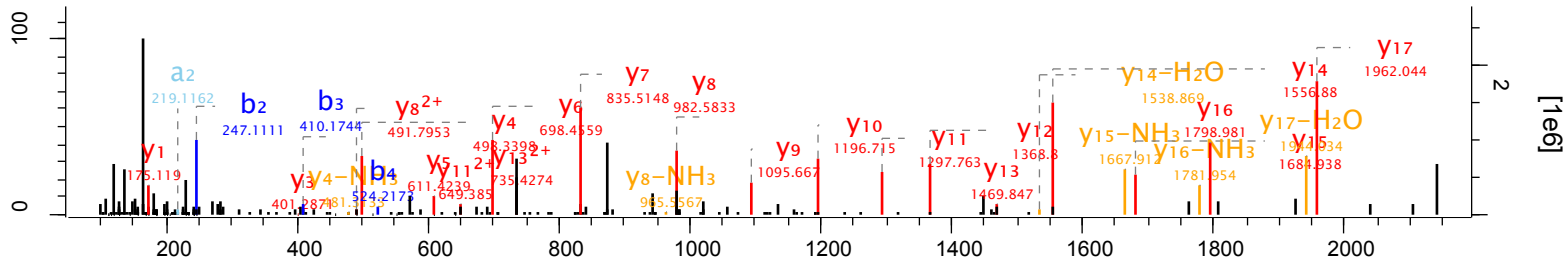
y<sub>13</sub> y<sub>12</sub> y<sub>11</sub> y<sub>10</sub> y<sub>9</sub> y<sub>8</sub> y<sub>7</sub> y<sub>6</sub> y<sub>5</sub> y<sub>4</sub> y<sub>2</sub> y<sub>1</sub>



Raw file	Scan	Method	Score	m/z	Gene names
20121213_EXQ1_AtDe_50CM_LFQ_myotubes_OG12	62314	FTMS; HCD	102	575.83	Nth1



Raw file	Scan	Method	Score	m/z	Gene names
20121213_EXQ1_AtDe_50CM_LFQ_myotubes_OG12	63344	FTMS; HCD	129.11	736.72	Piga

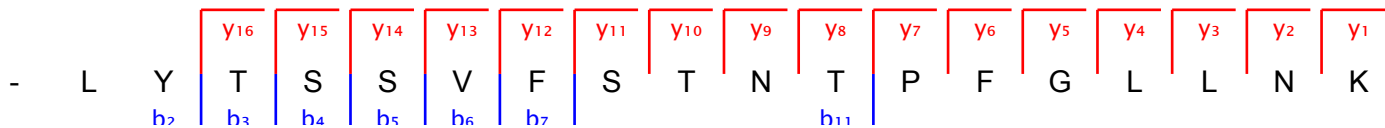
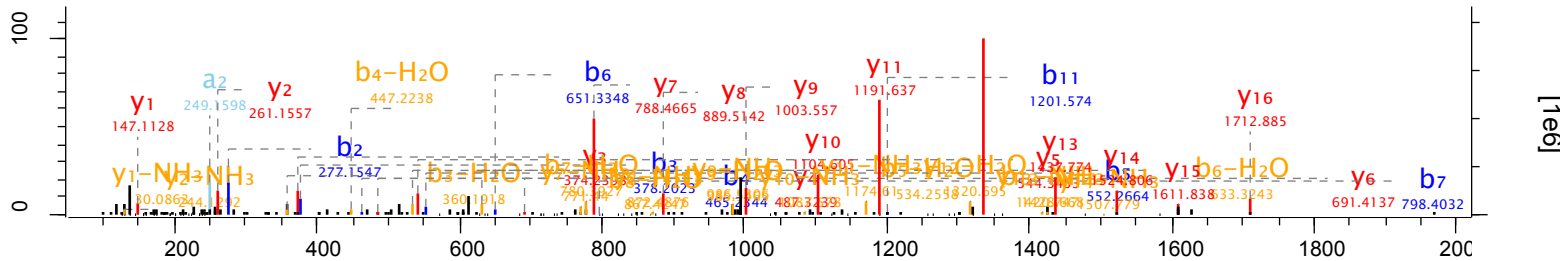


Sequence: - V M Y N Q S T A T T L F H S L P L L R

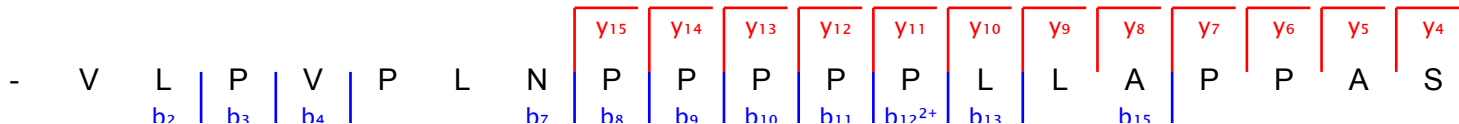
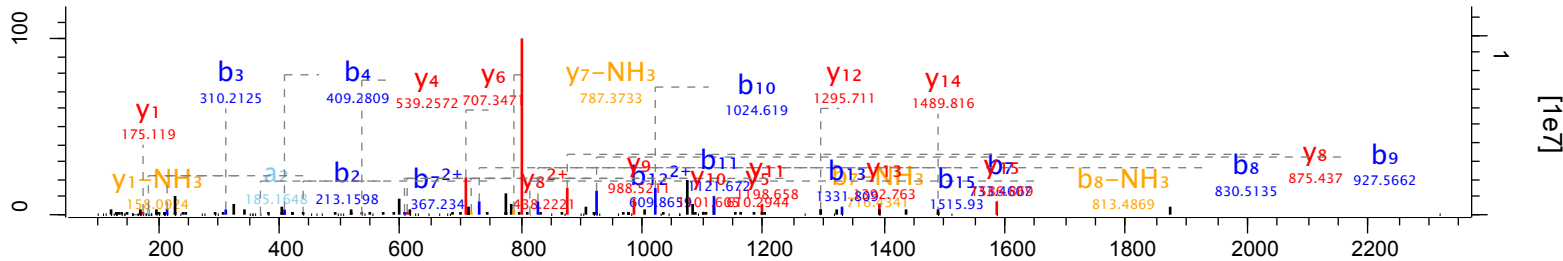
OX: y17, y16, y15, y14, y13, y12, y11, y10, y9, y8, y7, y6, y5, y4, y3, y1

b2, b3, b4

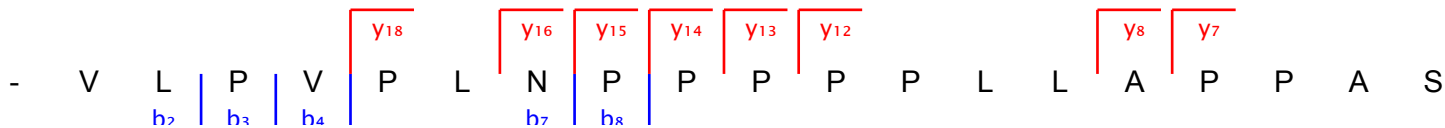
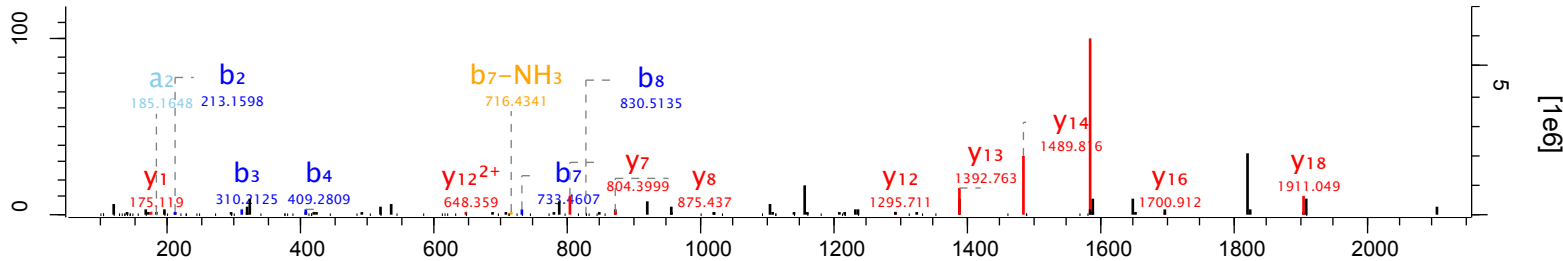
Raw file	Scan	Method	Score	m/z	Gene names
20121213_EXQ1_AtDe_50CM_LFQ_myotubes_OG12	64723	FTMS; HCD	191.37	995.53	Kctd1



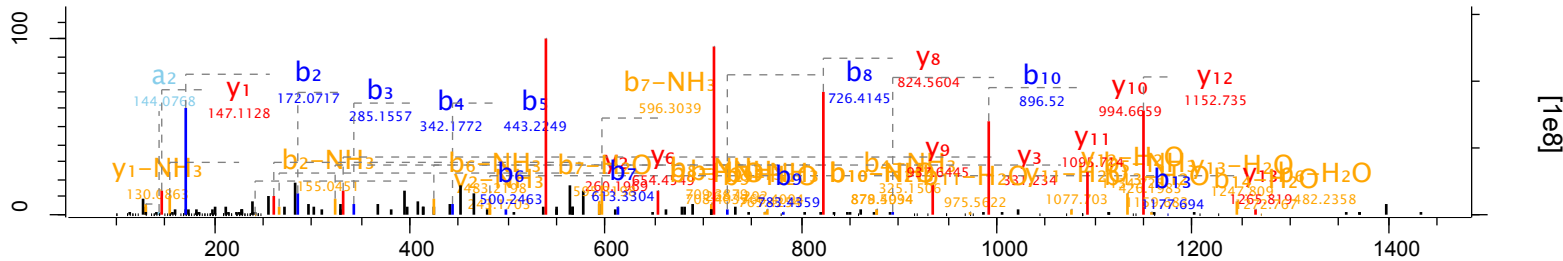
Raw file	Scan	Method	Score	m/z	Gene names
20121213_EXQ1_AtDe_50CM_LFQ_myotubes_OG12	66044	FTMS; HCD	79.14	774.45	Cspp1



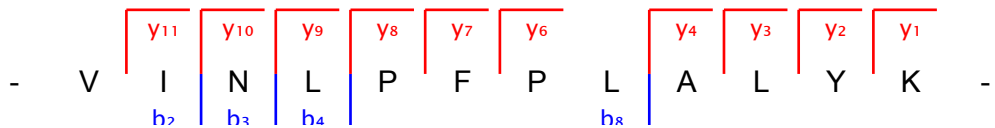
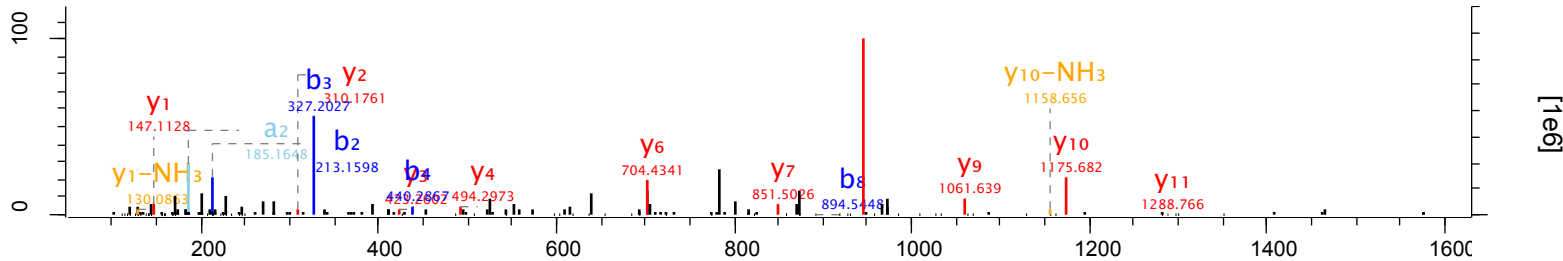
Raw file	Scan	Method	Score	m/z	Gene names
20121213_EXQ1_AtDe_50CM_LFQ_myotubes_OG12	66062	FTMS; HCD	42.35	1161.17	Cspp1



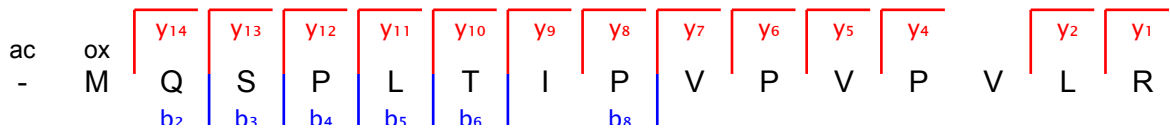
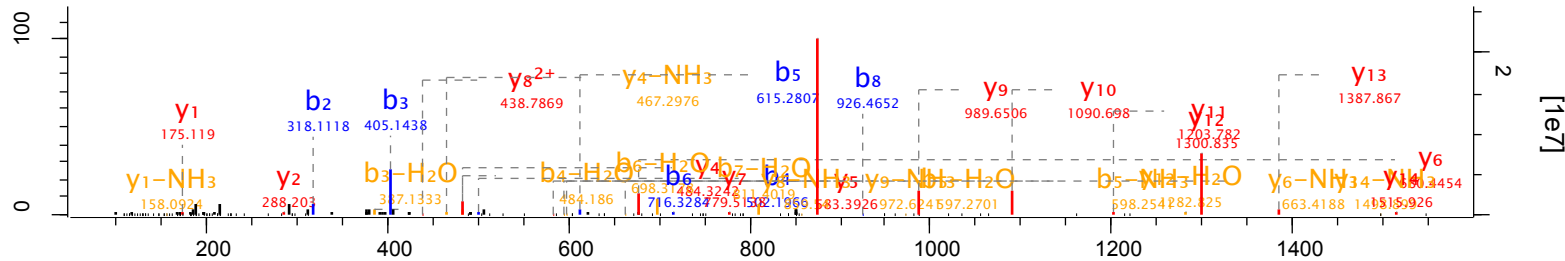
Raw file	Scan	Method	Score	m/z	Gene names
20121213_EXQ1_AtDe_50CM_LFQ_myotubes_OG12	66403	FTMS; HCD	196.18	718.95	Slc36a4



Raw file	Scan	Method	Score	m/z	Gene names
20121213_EXQ1_AtDe_50CM_LFQ_myotubes_OG12	67508	FTMS; HCD	73.63	694.42	Herc6

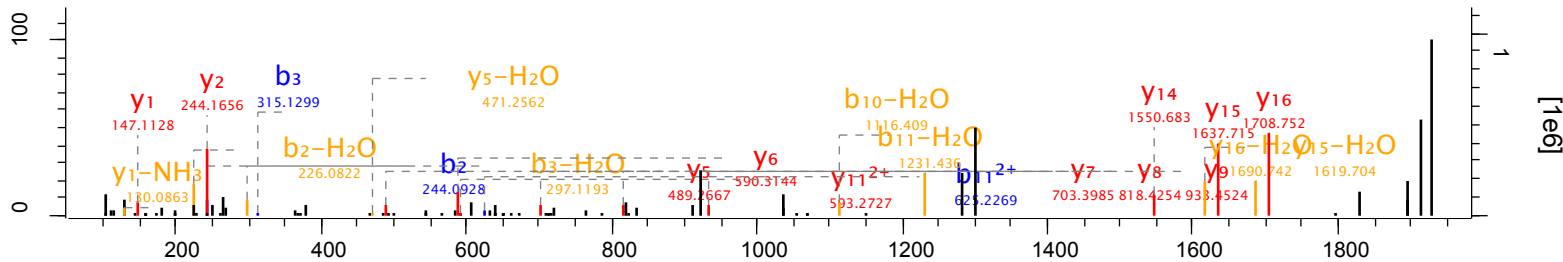


Raw file	Scan	Method	Score	m/z	Gene names
20121213_EXQ1_AtDe_50CM_LFQ_myotubes_OG12	68608	FTMS; HCD	130.27	853	Gemin7





Raw file	Scan	Method	Score	m/z	Gene names
20121213_EXQ1_AtDe_50CM_LFQ_myotubes_OG2	12373	FTMS; HCD	71.69	651.62	Ing1



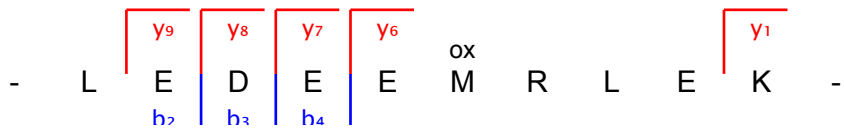
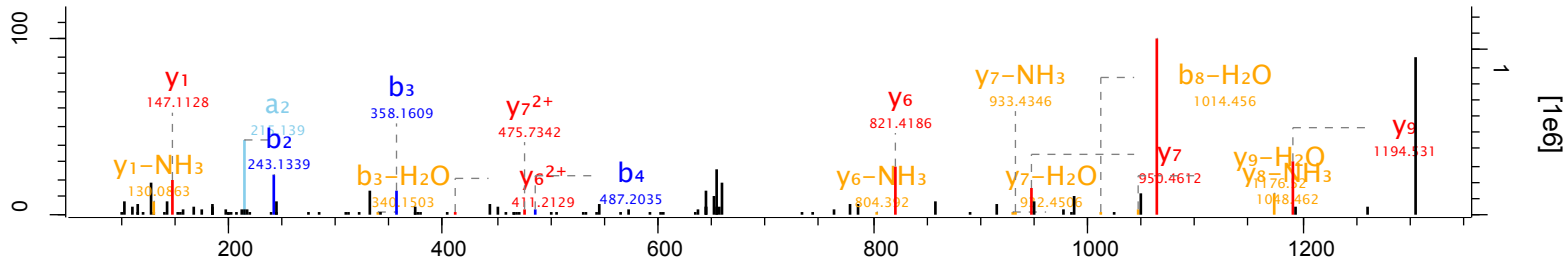
Sequence: - E N A S N N H D H D D I T S G T P K -

Fragmentation mapping (b-ions in blue, y-ions in red):

- b<sub>2</sub> (blue) covers residues N, A, S, N, N, H, D, H, D, D, I, T, S, G, T, P, K.
- b<sub>3</sub> (blue) covers residues A, S, N, N, H, D, H, D, D, I, T, S, G, T, P, K.
- b<sub>11</sub><sup>2+</sup> (blue) covers residues D, D, I, T, S, G, T, P, K.
- y<sub>16</sub> (red) covers residues A, S, N, N, H, D, H, D, D, I, T, S, G, T, P, K.
- y<sub>15</sub> (red) covers residues S, N, N, H, D, H, D, D, I, T, S, G, T, P, K.
- y<sub>14</sub> (red) covers residues N, N, H, D, H, D, D, I, T, S, G, T, P, K.
- y<sub>11</sub><sup>2+</sup> (red) covers residues D, H, D, D, I, T, S, G, T, P, K.
- y<sub>9</sub> (red) covers residues D, D, I, T, S, G, T, P, K.
- y<sub>8</sub> (red) covers residues D, D, I, T, S, G, T, P, K.
- y<sub>7</sub> (red) covers residues I, T, S, G, T, P, K.
- y<sub>6</sub> (red) covers residues T, S, G, T, P, K.
- y<sub>5</sub> (red) covers residues S, G, T, P, K.
- y<sub>2</sub> (red) covers residues P, K.
- y<sub>1</sub> (red) covers residue K.



Raw file	Scan	Method	Score	m/z	Gene names
20121213_EXQ1_AtDe_50CM_LFQ_myotubes_OG2	14976	FTMS; HCD	97.97	654.31	Trim75



Raw file

20121213\_EXQ1\_AtDe\_50CM\_LFQ\_myotubes\_OG2

Scan

22383

Method

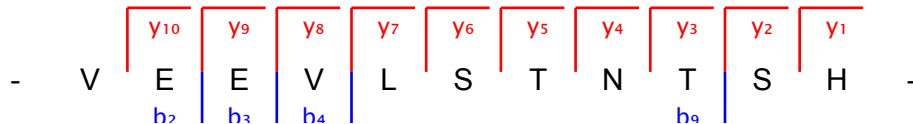
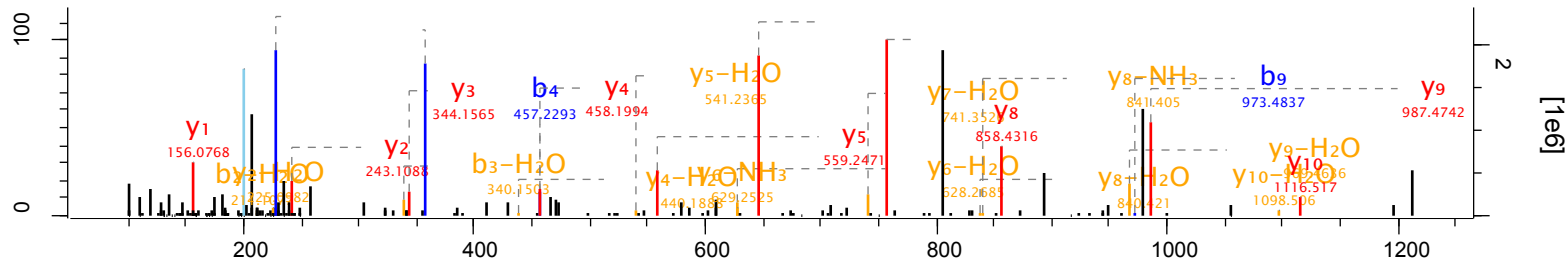
FTMS; HCD

Score

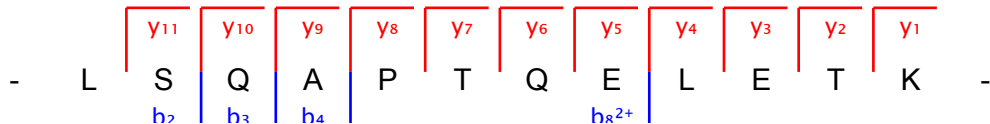
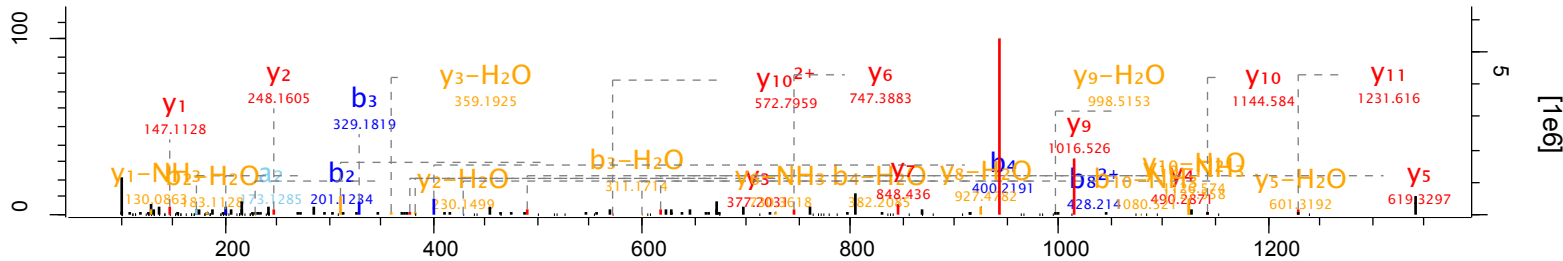
123.67

m/z

608.3



Raw file	Scan	Method	Score	m/z	Gene names
20121213_EXQ1_AtDe_50CM_LFQ_myotubes_OG2	24461	FTMS; HCD	105.4	672.85	Slc29a2



Raw file

20121213\_EXQ1\_AtDe\_50CM\_LFQ\_myotubes\_OG2

Scan

26311

Method

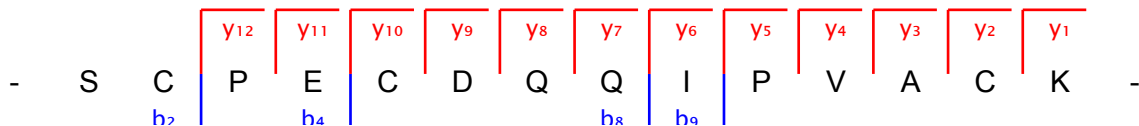
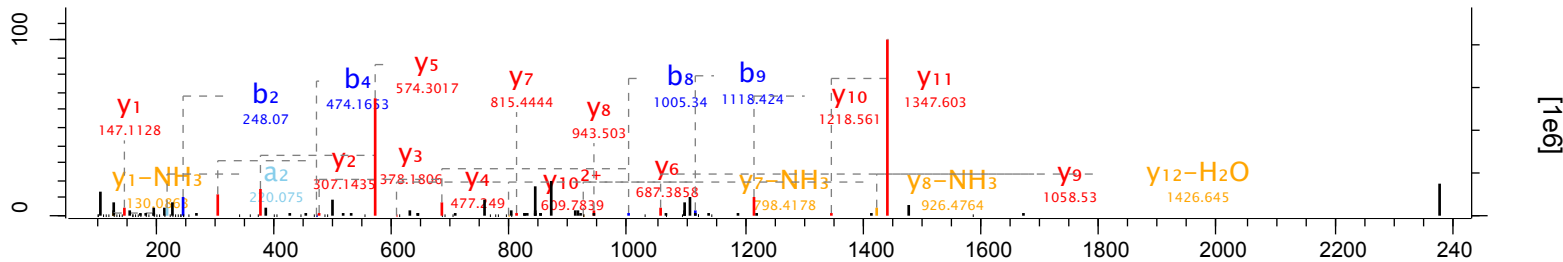
FTMS; HCD

Score

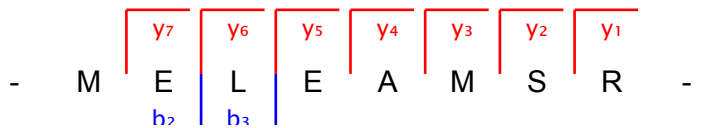
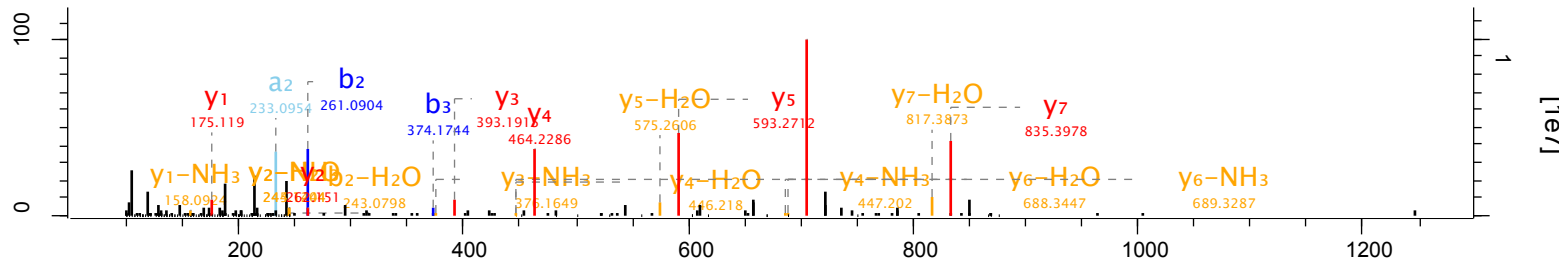
75.76

m/z

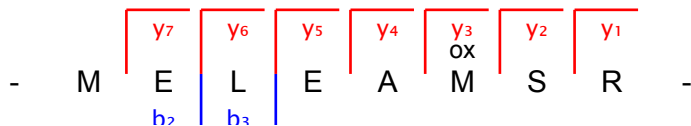
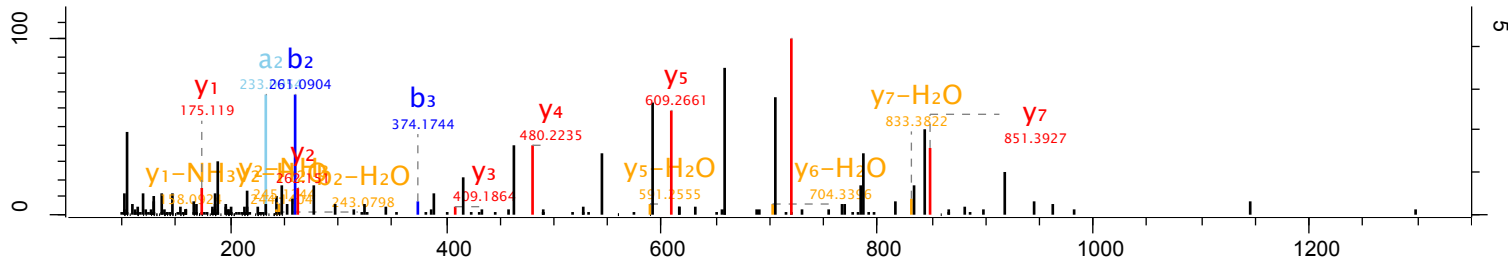
846.87



Raw file	Scan	Method	Score	m/z	Gene names
20121213_EXQ1_AtDe_50CM_LFQ_myotubes_OG2	28534	FTMS; HCD	103.87	483.72	Tmem258

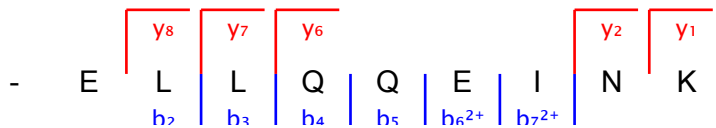
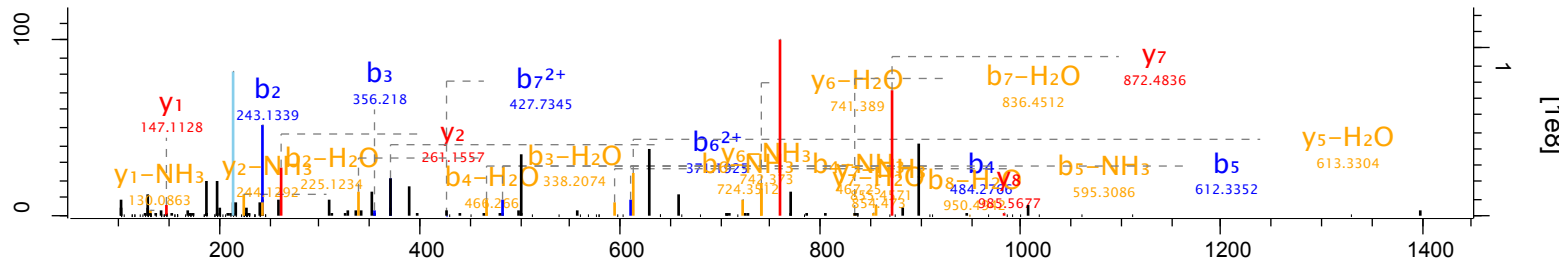


Raw file	Scan	Method	Score	m/z	Gene names
20121213_EXQ1_AtDe_50CM_LFQ_myotubes_OG2	28574	FTMS; HCD	76.22	491.72	Tmem258

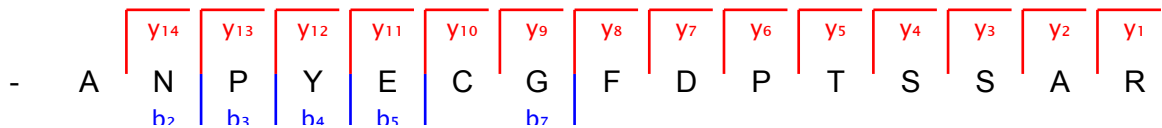
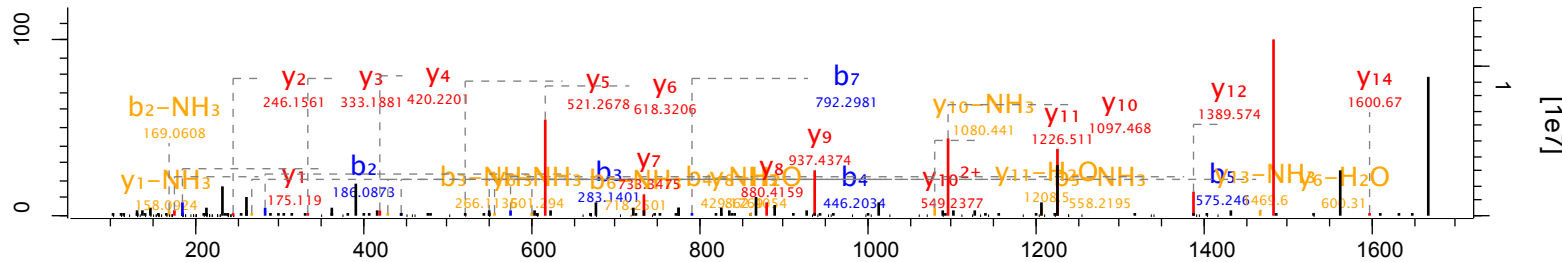




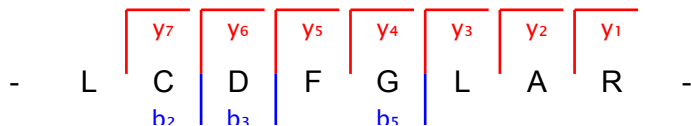
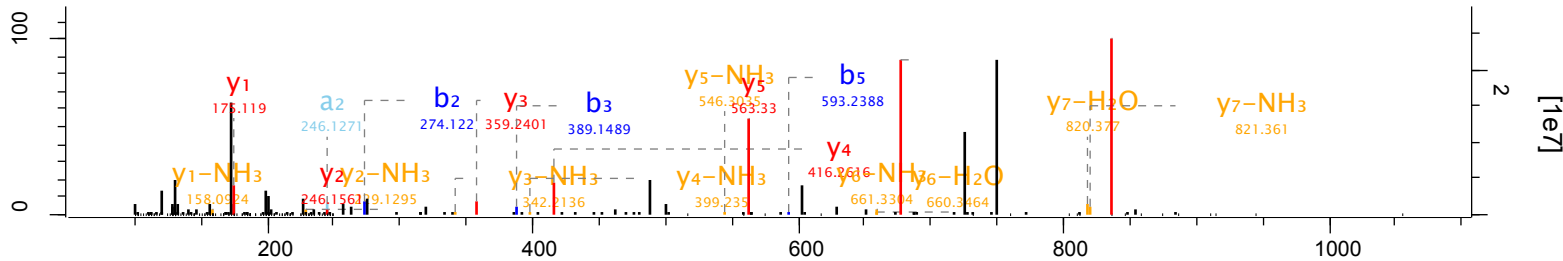
Raw file	Scan	Method	Score	m/z	Gene names
20121213_EXQ1_AtDe_50CM_LFQ_myotubes_OG2	31498	FTMS; HCD	140.45	557.81	Agbl2



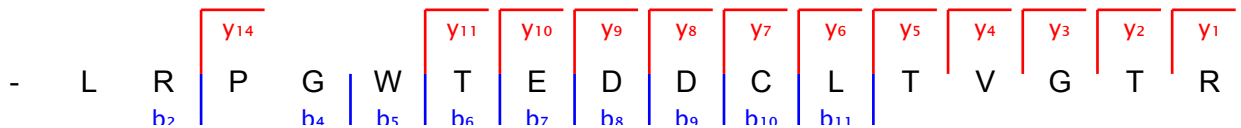
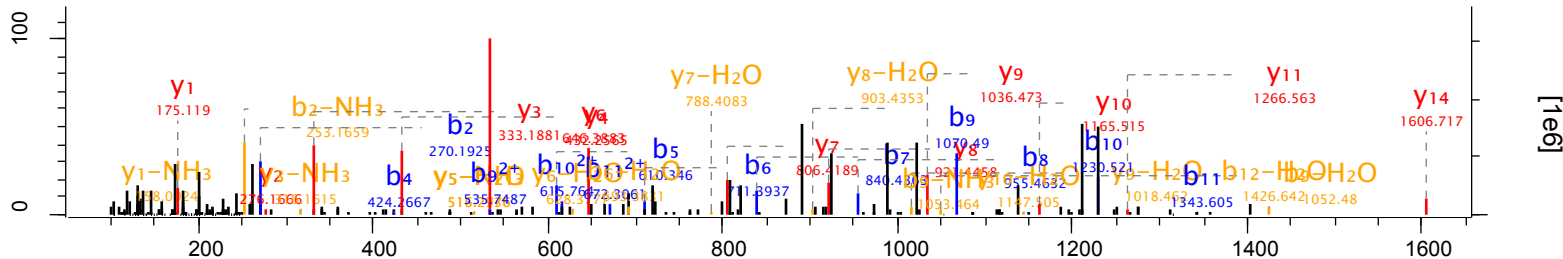
Raw file	Scan	Method	Score	m/z	Gene names
20121213_EXQ1_AtDe_50CM_LFQ_myotubes_OG2	33919	FTMS; HCD	105.28	836.36	mt-Nd3;Mtnd3



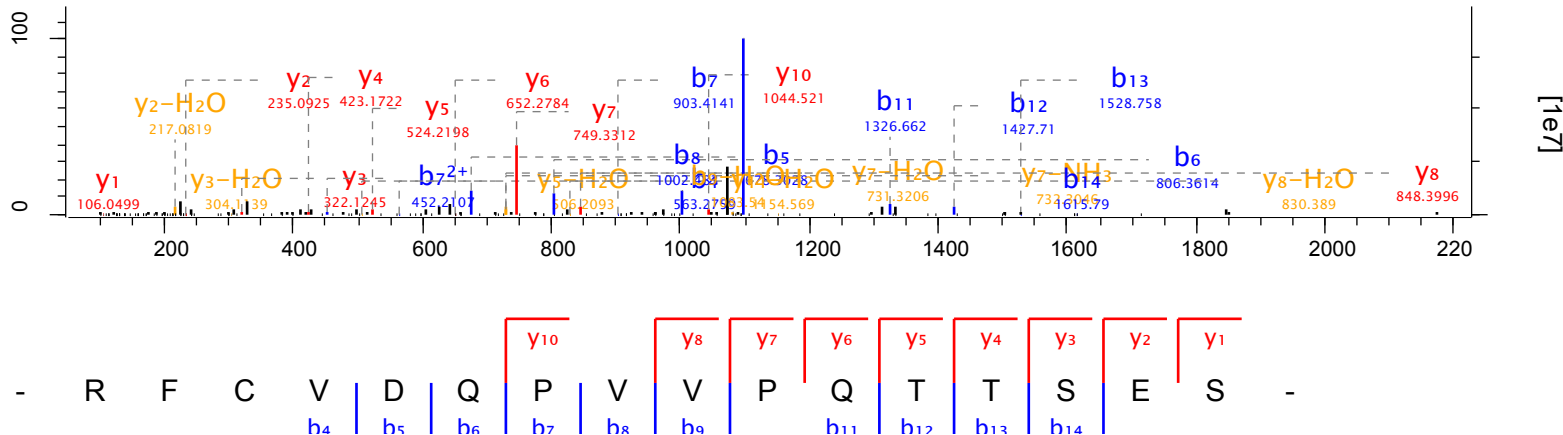
Raw file	Scan	Method	Score	m/z	Gene names
20121213_EXQ1_AtDe_50CM_LFQ_myotubes_OG2	35258	FTMS; HCD	117.1	476.24	Mapk15



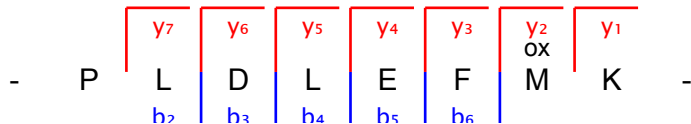
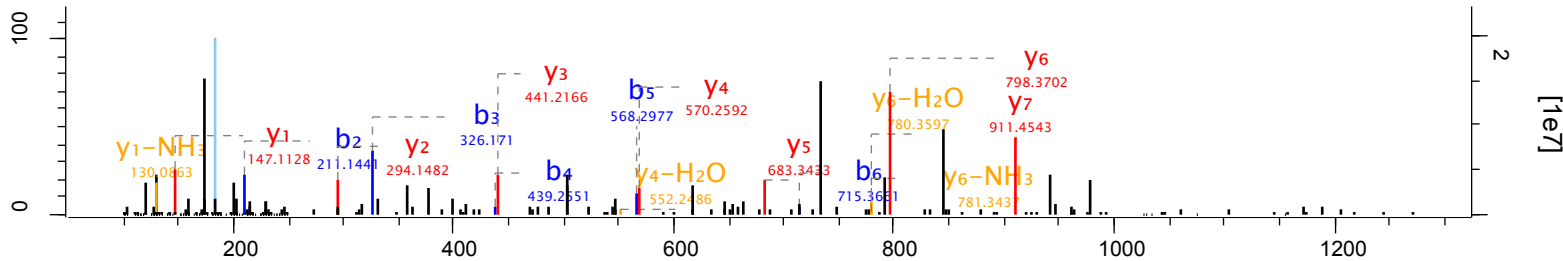
Raw file	Scan	Method	Score	m/z	Gene names
20121213_EXQ1_AtDe_50CM_LFQ_myotubes_OG2	38543	FTMS; HCD	95.95	625.98	Fam57a



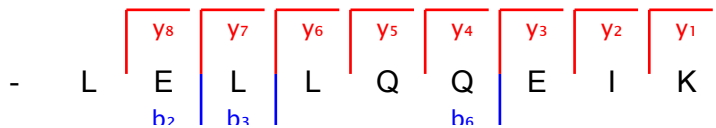
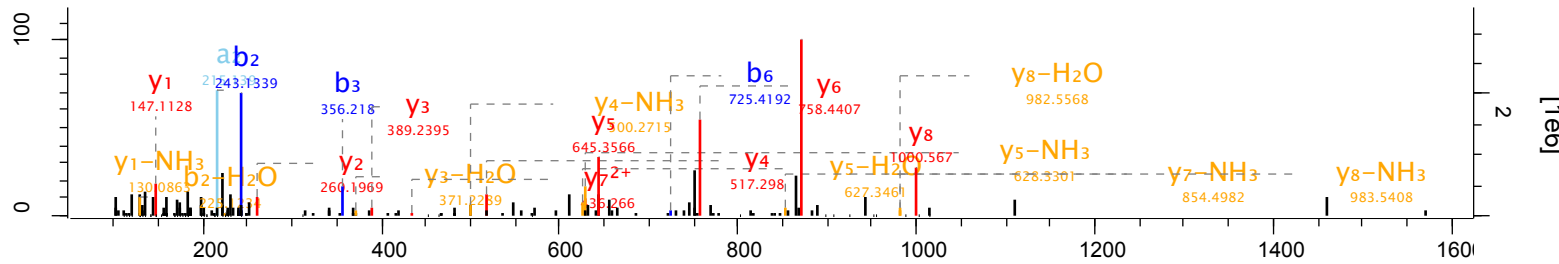
Raw file	Scan	Method	Score	m/z	Gene names
20121213_EXQ1_AtDe_50CM_LFQ_myotubes_OG2	39717	FTMS; HCD	71.4	925.94	Bcl7b



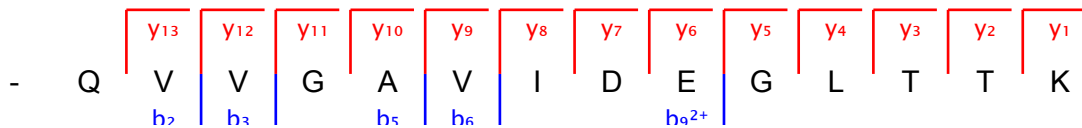
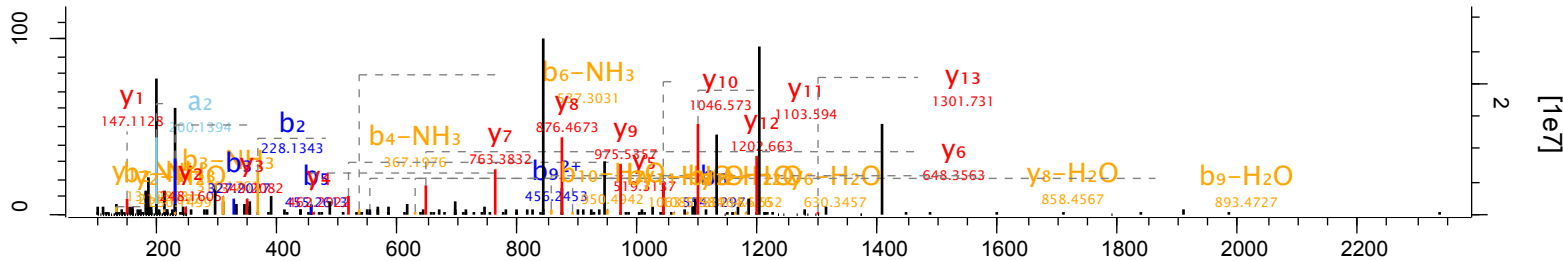
Raw file	Scan	Method	Score	m/z	Gene names
20121213_EXQ1_AtDe_50CM_LFQ_myotubes_OG2	40777	FTMS; HCD	97.43	504.76	Sept3



Raw file	Scan	Method	Score	m/z	Gene names
20121213_EXQ1_AtDe_50CM_LFQ_myotubes_OG2	42980	FTMS; HCD	115.82	557.33	Mis12

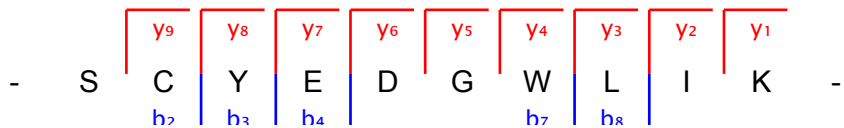
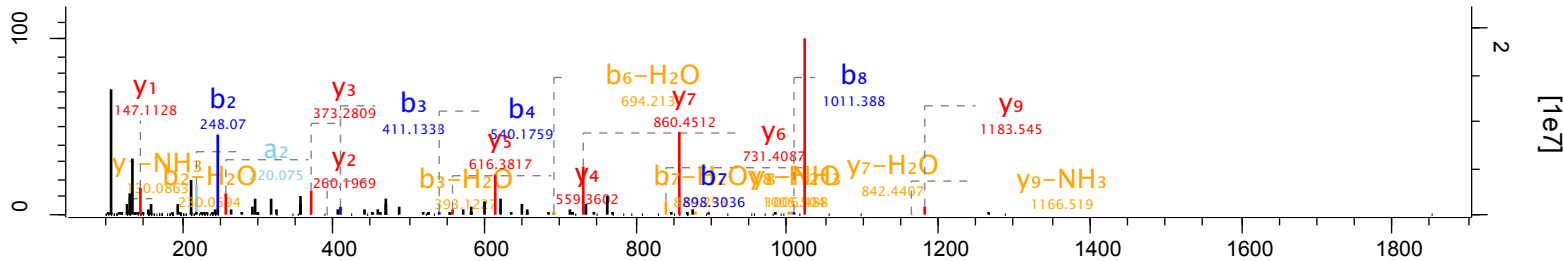


Raw file	Scan	Method	Score	m/z	Gene names
20121213_EXQ1_AtDe_50CM_LFQ_myotubes_OG2	43931	FTMS; HCD	92.27	715.4	1810009A15Rik

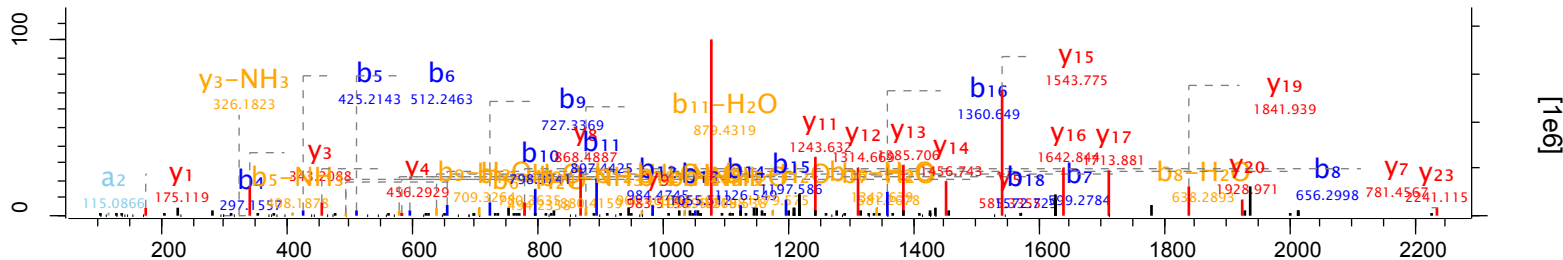




Raw file	Scan	Method	Score	m/z	Gene names
20121213_EXQ1_AtDe_50CM_LFQ_myotubes_OG2	44881	FTMS; HCD	130.98	635.8	Gcsh



Raw file	Scan	Method	Score	m/z	Gene names
20121213_EXQ1_AtDe_50CM_LFQ_myotubes_OG2	49157	FTMS; HCD	186.13	1221.12	Tmem42

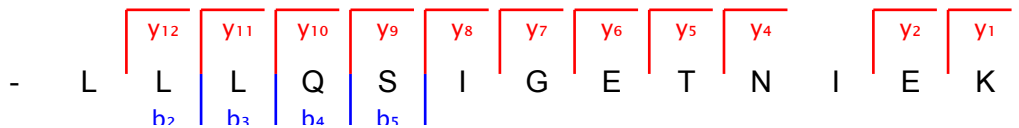
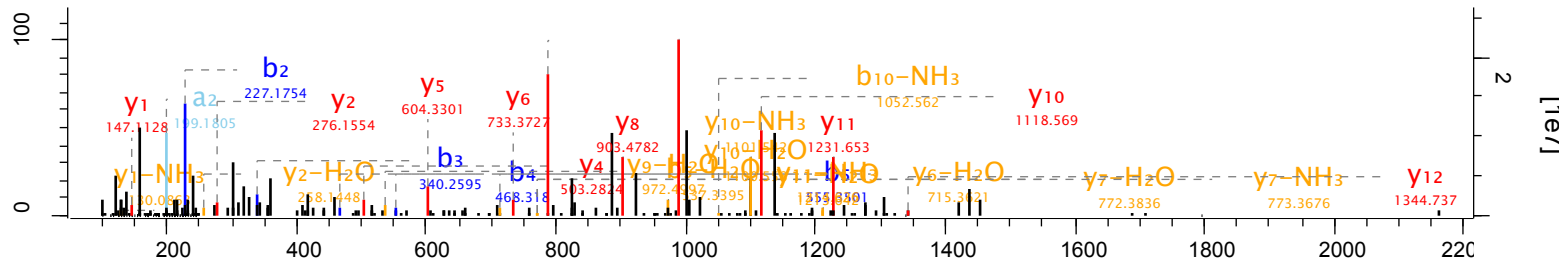


- A A | G P | Q | S S | G | A A | V | S | A | A | A | Y | P | D | S

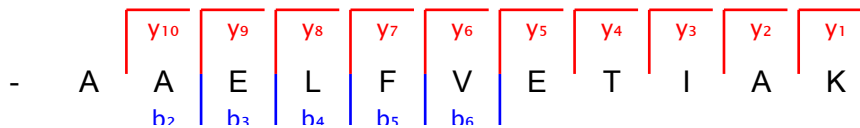
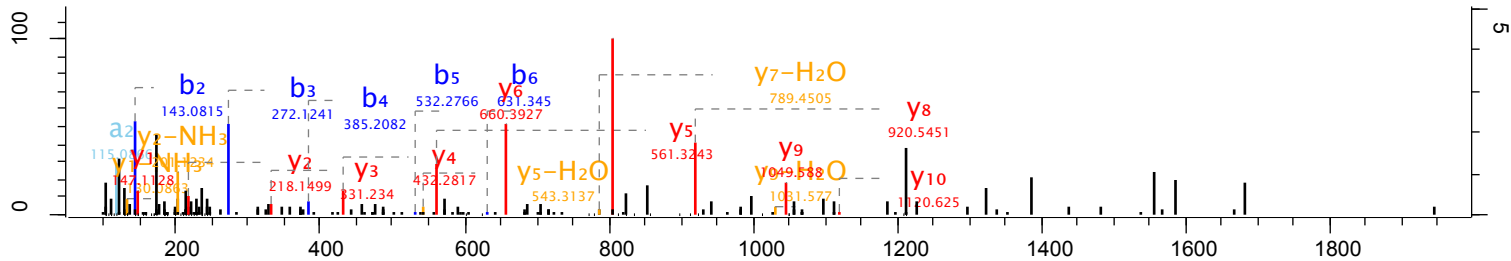
a<sub>2</sub> | b<sub>4</sub> | b<sub>5</sub> | b<sub>6</sub> | b<sub>7</sub> | b<sub>8</sub> | b<sub>9</sub> | b<sub>10</sub> | b<sub>11</sub> | b<sub>12</sub> | b<sub>13</sub> | b<sub>14</sub> | b<sub>15</sub> | b<sub>16</sub> | b<sub>18</sub>

y<sub>23</sub> | y<sub>20</sub> | y<sub>19</sub> | y<sub>17</sub> | y<sub>16</sub> | y<sub>15</sub> | y<sub>14</sub> | y<sub>13</sub> | y<sub>12</sub> | y<sub>11</sub> | y<sub>10</sub> | y<sub>9</sub> | y<sub>8</sub>

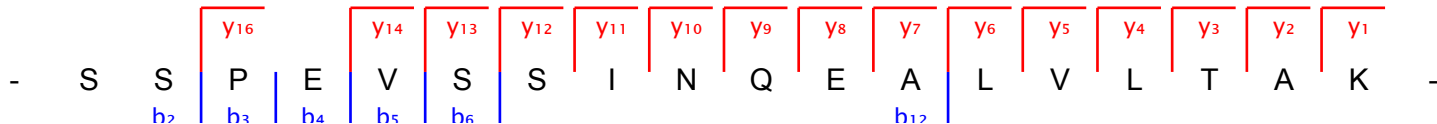
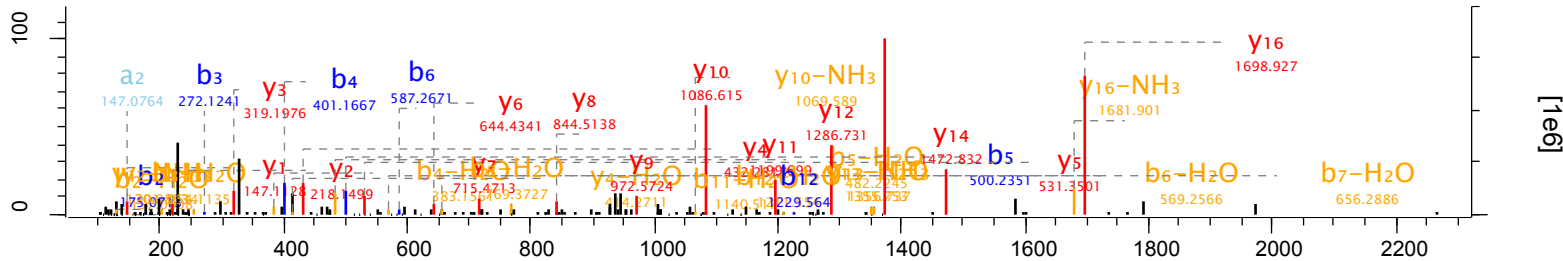
Raw file	Scan	Method	Score	m/z	Gene names
20121213_EXQ1_AtDe_50CM_LFQ_myotubes_OG2	49820	FTMS; HCD	104.26	729.42	Zcchc10



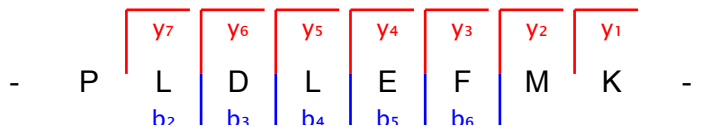
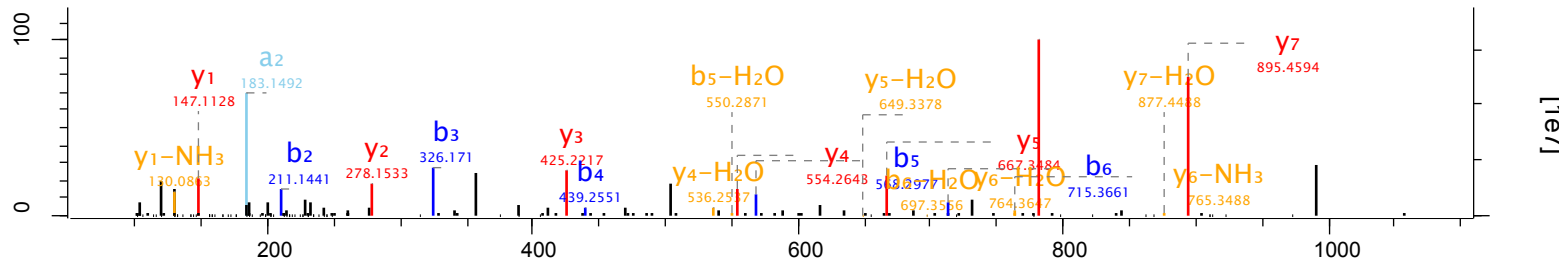
Raw file	Scan	Method	Score	m/z	Gene names
20121213_EXQ1_AtDe_50CM_LFQ_myotubes_OG2	50603	FTMS; HCD	75.74	596.34	Pole4



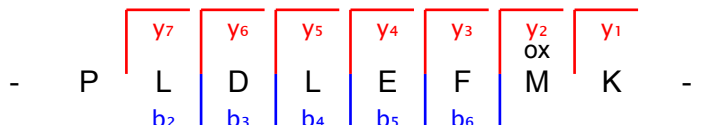
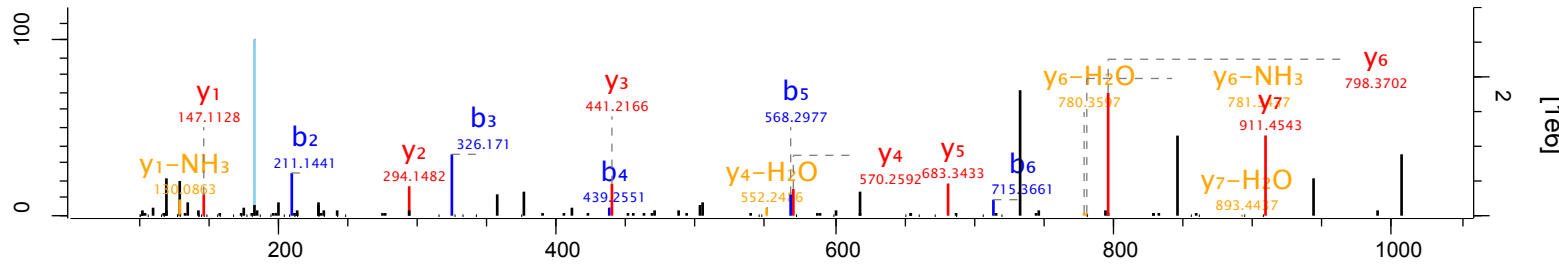
Raw file	Scan	Method	Score	m/z	Gene names
20121213_EXQ1_AtDe_50CM_LFQ_myotubes_OG2	52060	FTMS; HCD	108.71	937.5	Chrac1



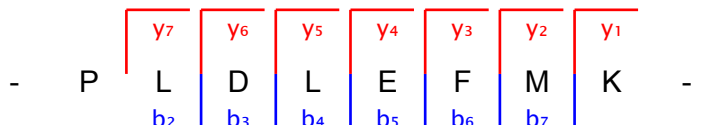
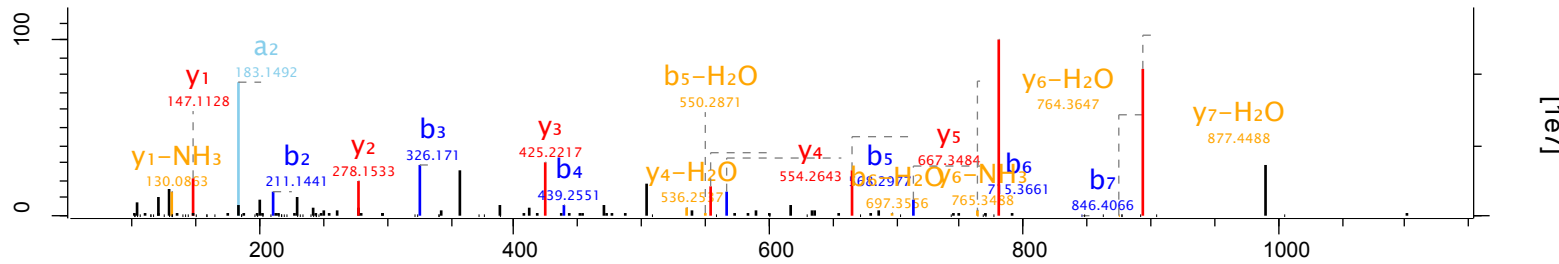
Raw file	Scan	Method	Score	m/z	Gene names
20121213_EXQ1_AtDe_50CM_LFQ_myotubes_OG2	52076	FTMS; HCD	135.83	496.76	Sept3



Raw file	Scan	Method	Score	m/z	Gene names
20121213_EXQ1_AtDe_50CM_LFQ_myotubes_OG2	52132	FTMS; HCD	109.11	504.76	Sept3

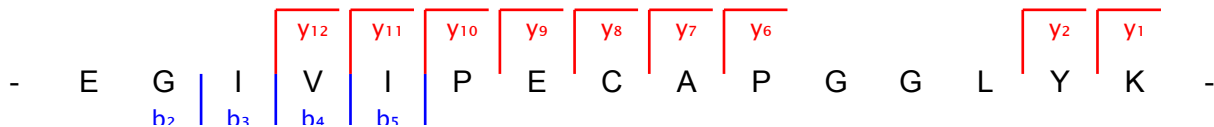
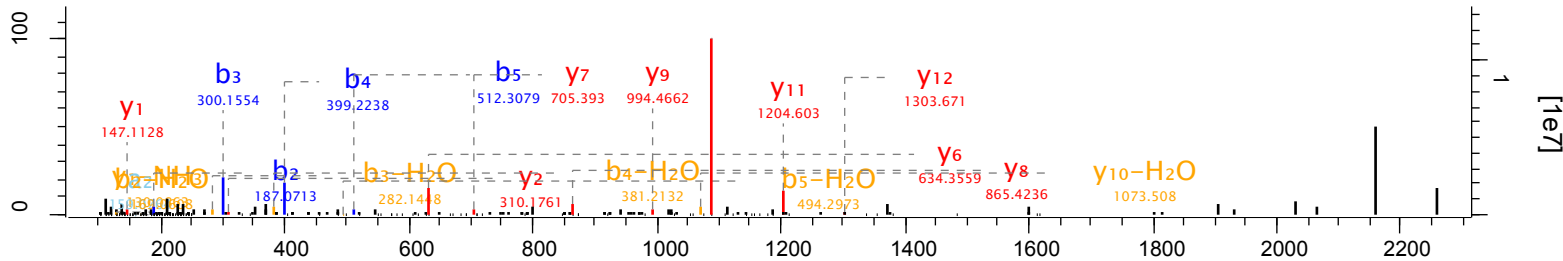


Raw file	Scan	Method	Score	m/z	Gene names
20121213_EXQ1_AtDe_50CM_LFQ_myotubes_OG2	52488	FTMS; HCD	143.28	496.76	Sept3

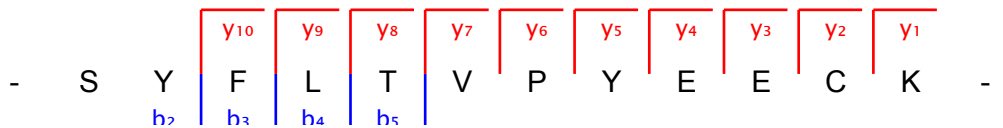
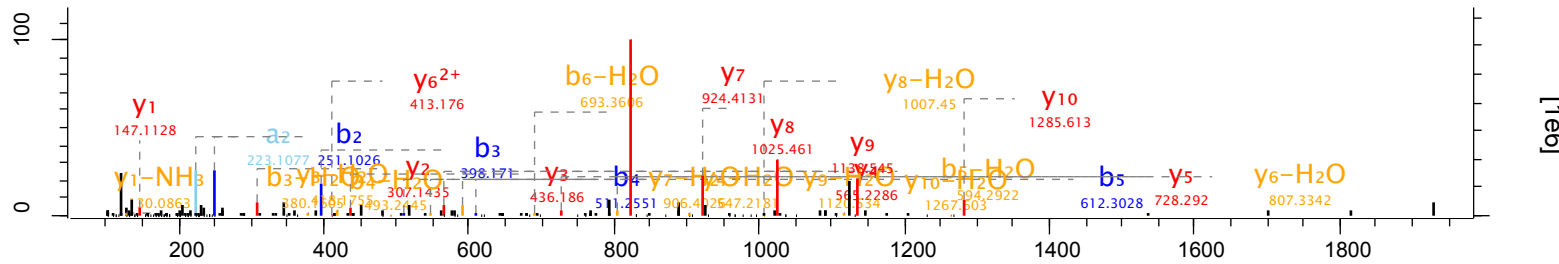




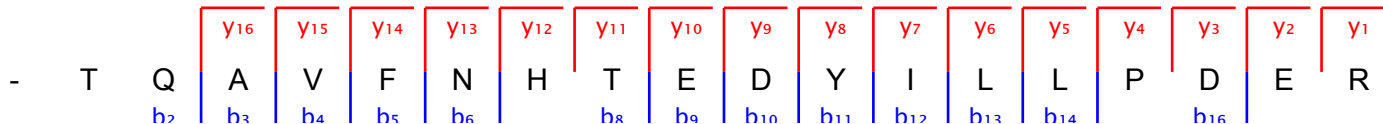
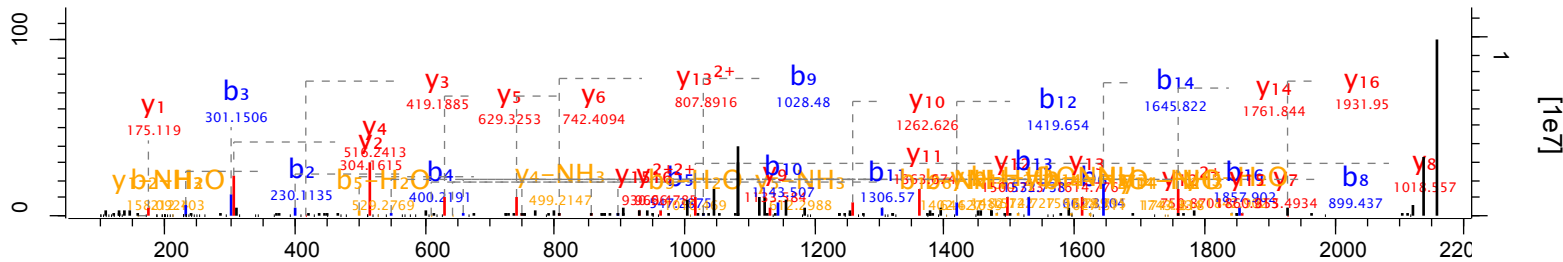
Raw file	Scan	Method	Score	m/z	Gene names
20121213_EXQ1_AtDe_50CM_LFQ_myotubes_OG2	53132	FTMS; HCD	59.71	801.91	Smoc1



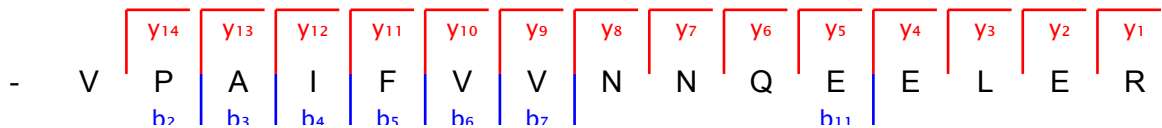
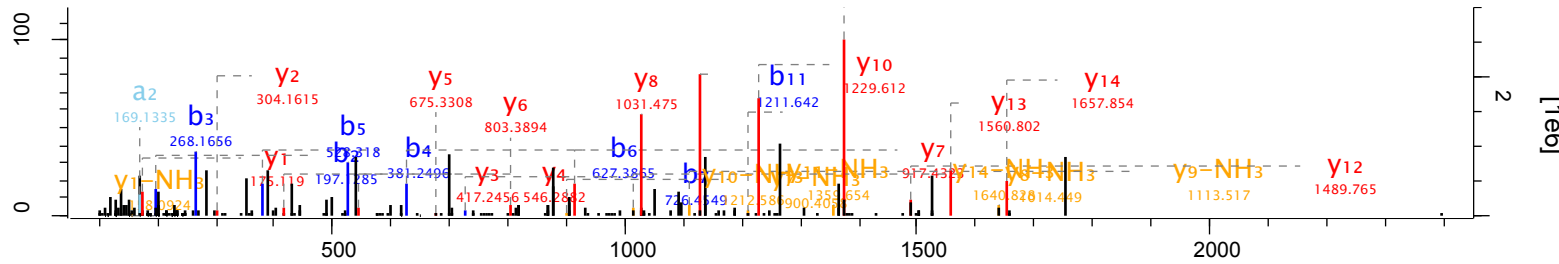
Raw file	Scan	Method	Score	m/z	Gene names
20121213_EXQ1_AtDe_50CM_LFQ_myotubes_OG2	53678	FTMS; HCD	114.72	768.36	Nmrk1



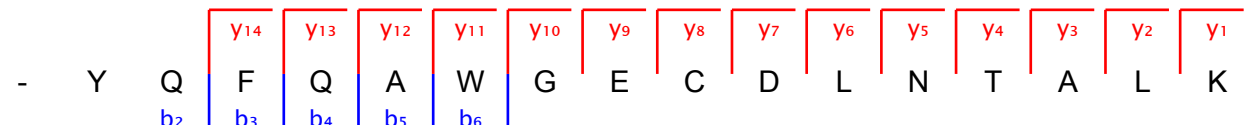
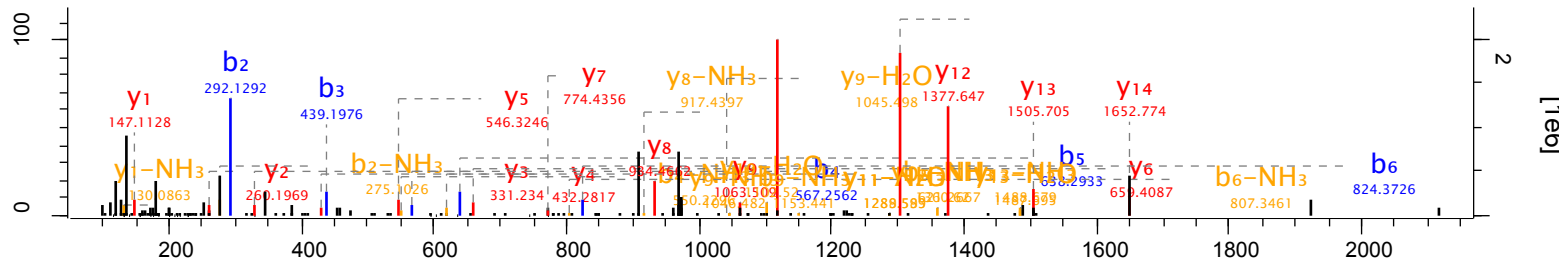
Raw file	Scan	Method	Score	m/z	Gene names
20121213_EXQ1_AtDe_50CM_LFQ_myotubes_OG2	53804	FTMS; HCD	164.89	1081.54	Cstf1



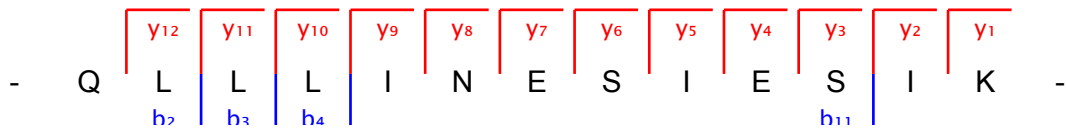
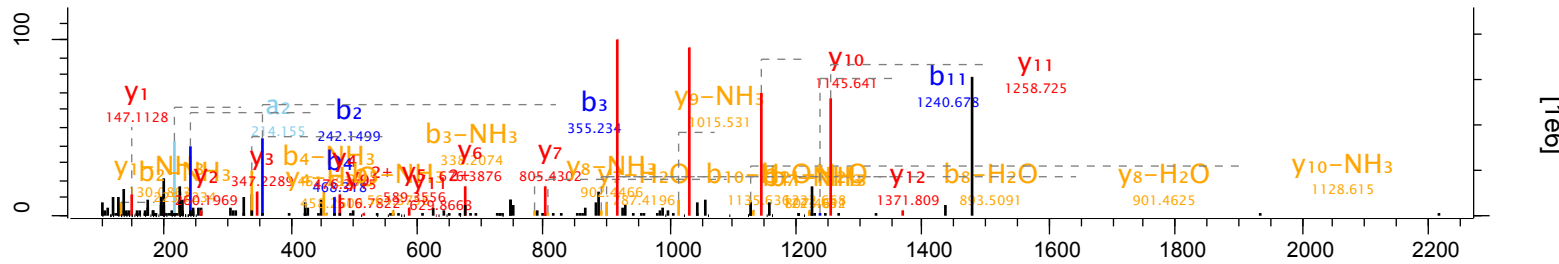
Raw file	Scan	Method	Score	m/z	Gene names
20121213_EXQ1_AtDe_50CM_LFQ_myotubes_OG2	55128	FTMS; HCD	129.01	878.97	Colq



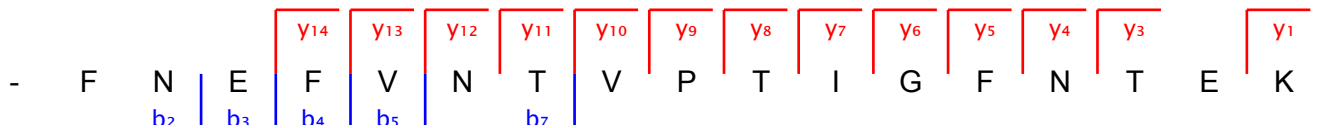
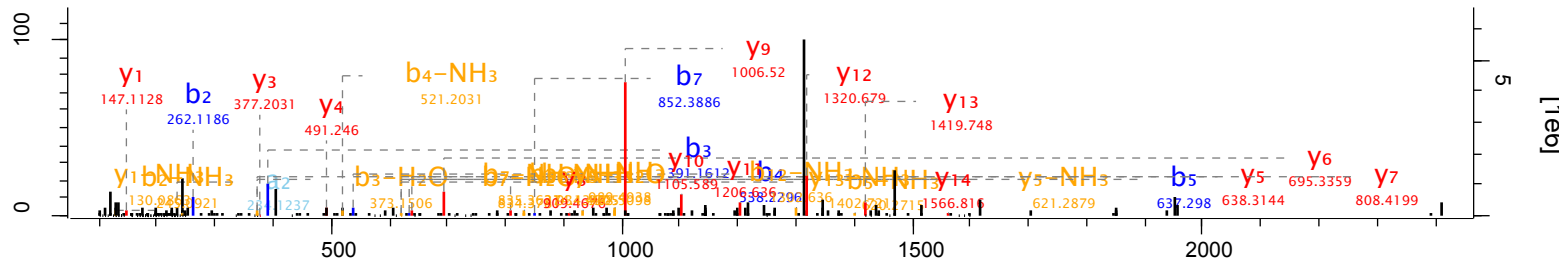
Raw file	Scan	Method	Score	m/z	Gene names
20121213_EXQ1_AtDe_50CM_LFQ_myotubes_OG2	59464	FTMS; HCD	142.91	972.96	Ptn



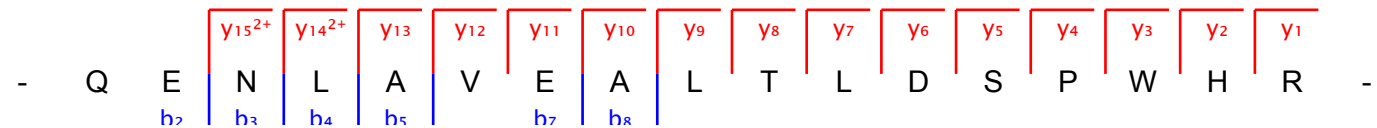
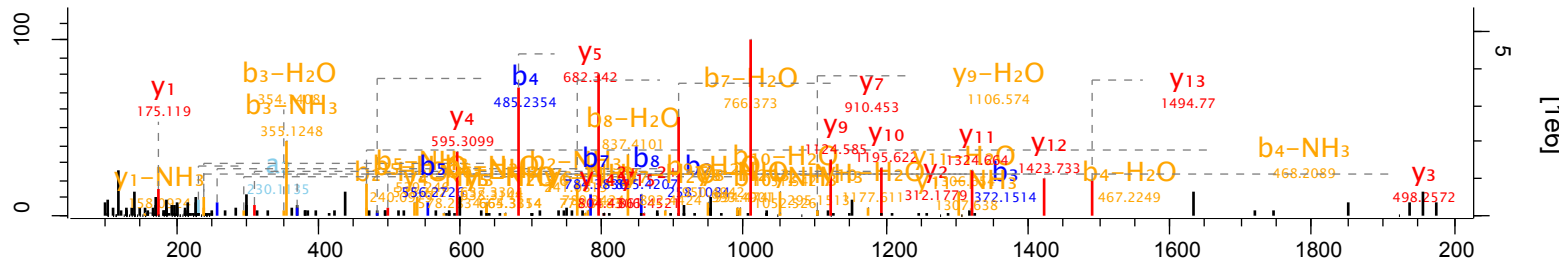
Raw file	Scan	Method	Score	m/z	Gene names
20121213_EXQ1_AtDe_50CM_LFQ_myotubes_OG2	63225	FTMS; HCD	122.64	750.44	Lurap11



Raw file	Scan	Method	Score	m/z	Gene names
20121213_EXQ1_AtDe_50CM_LFQ_myotubes_OG2	63270	FTMS; HCD	73.69	979.5	Arl4c

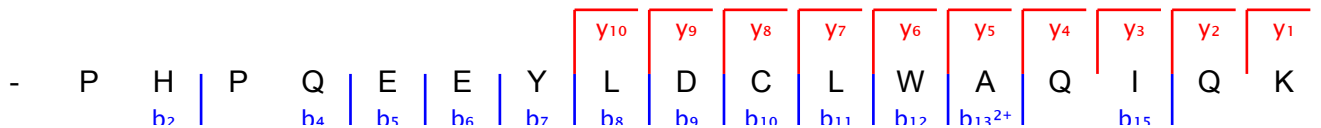
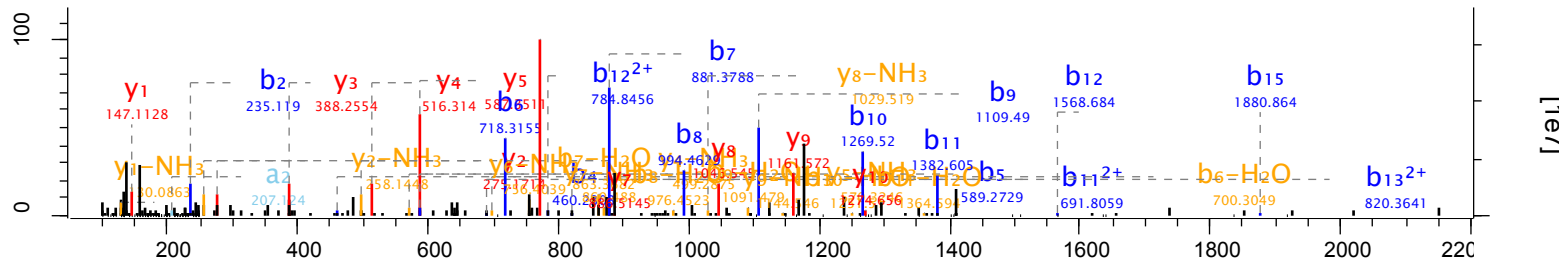


Raw file	Scan	Method	Score	m/z	Gene names
20121213_EXQ1_AtDe_50CM_LFQ_myotubes_OG2	63501	FTMS; HCD	175.26	660.67	Zfp444

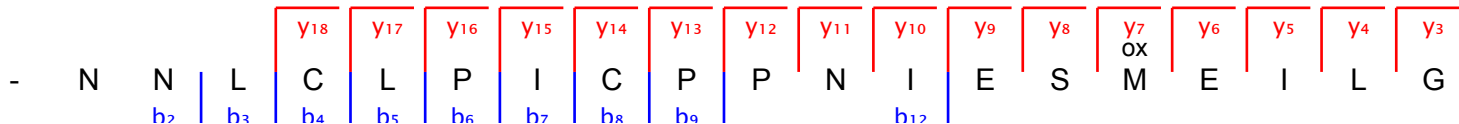
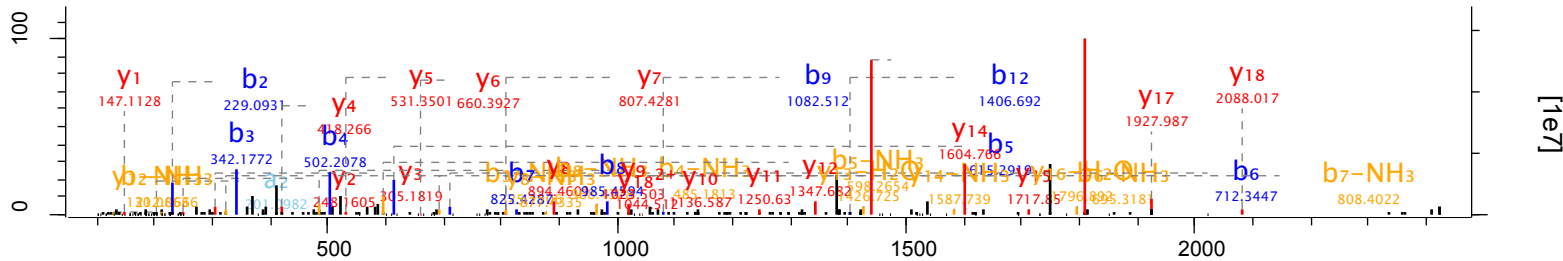




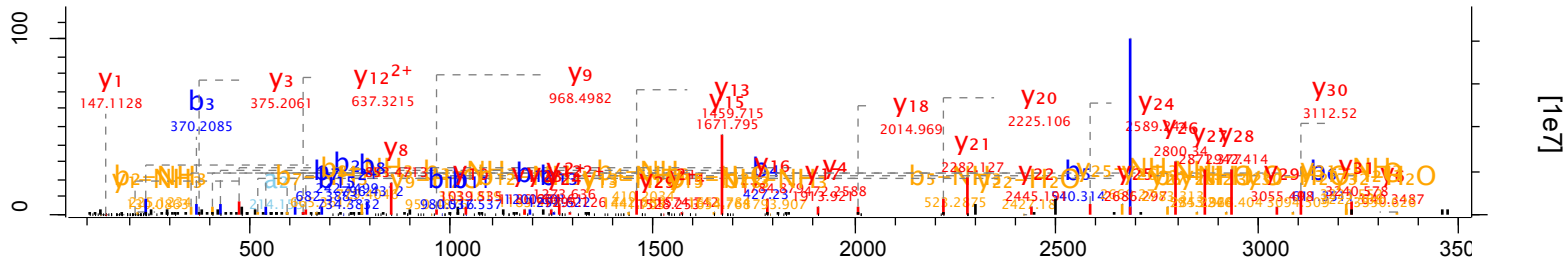
Raw file	Scan	Method	Score	m/z	Gene names
20121213_EXQ1_AtDe_50CM_LFQ_myotubes_OG2	63653	FTMS; HCD	161.08	719.35	Ncbp1



Raw file	Scan	Method	Score	m/z	Gene names
20121213_EXQ1_AtDe_50CM_LFQ_myotubes_OG2	66855	FTMS; HCD	140.73	1215.61	Ly6a

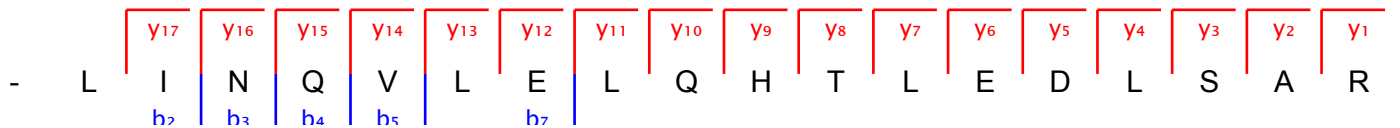
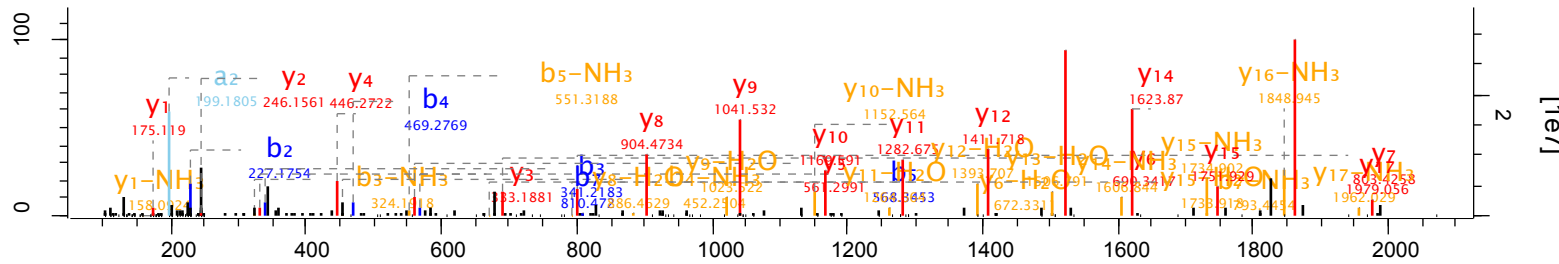


Raw file	Scan	Method	Score	m/z	Gene names
20121213_EXQ1_AtDe_50CM_LFQ_myotubes_OG2	67009	FTMS; HCD	278.67	1161.92	Mrpl52

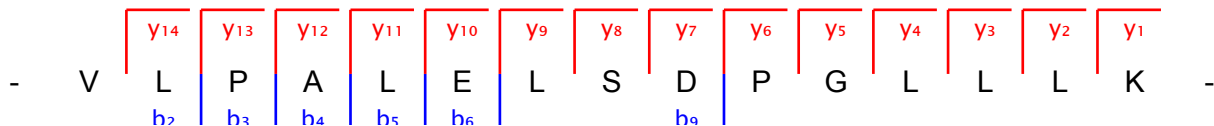
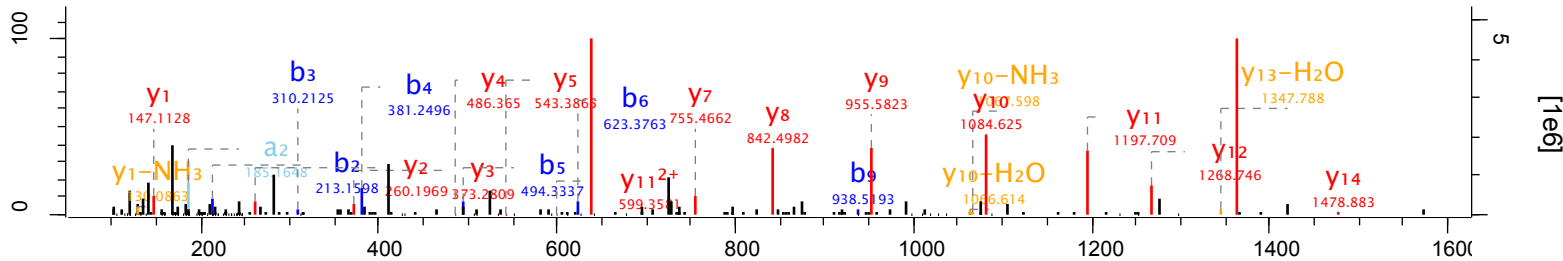


-	L	Q	Q	G	L	A	A	N	P	S	G	Y	G	P	L	T	E	L	P
		b <sub>2</sub>	b <sub>3</sub>	b <sub>4</sub>	b <sub>5</sub>	b <sub>6</sub>	b <sub>7</sub>	b <sub>8</sub>		b <sub>10</sub>	b <sub>11</sub>	b <sub>12</sub>	b <sub>13</sub>	b <sub>15</sub> <sup>2+</sup>					
		y <sub>31</sub>	y <sub>30</sub>	y <sub>29</sub>	y <sub>28</sub>	y <sub>27</sub>	y <sub>26</sub>	y <sub>25</sub>	y <sub>24</sub>	y <sub>23</sub> <sup>2+</sup>	y <sub>22</sub>	y <sub>21</sub>	y <sub>20</sub>		y <sub>18</sub>	y <sub>17</sub>	y <sub>16</sub>	y <sub>15</sub>	

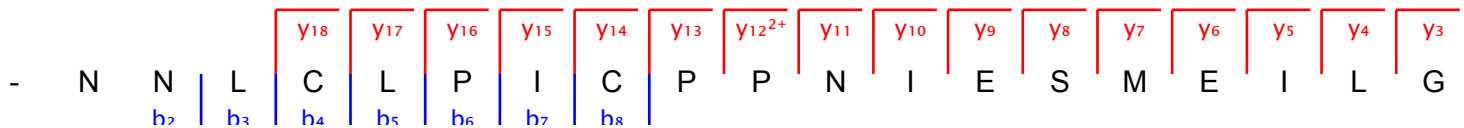
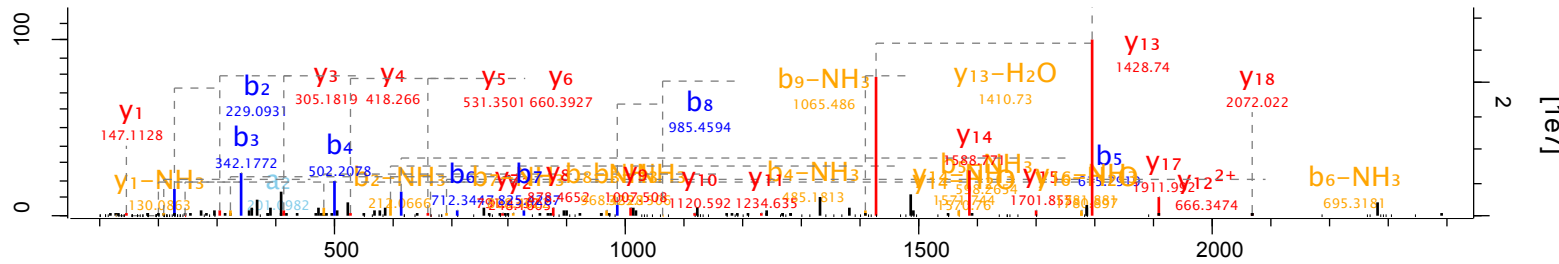
Raw file	Scan	Method	Score	m/z	Gene names
20121213_EXQ1_AtDe_50CM_LFQ_myotubes_OG2	68457	FTMS; HCD	194.37	698.39	Scoc



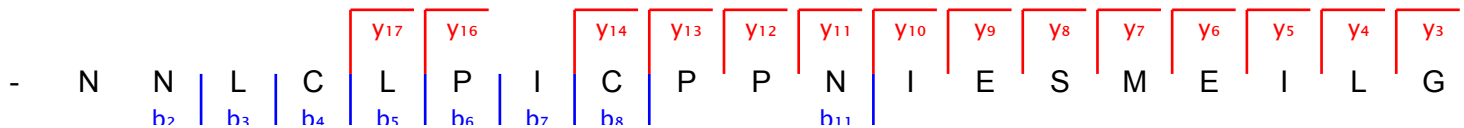
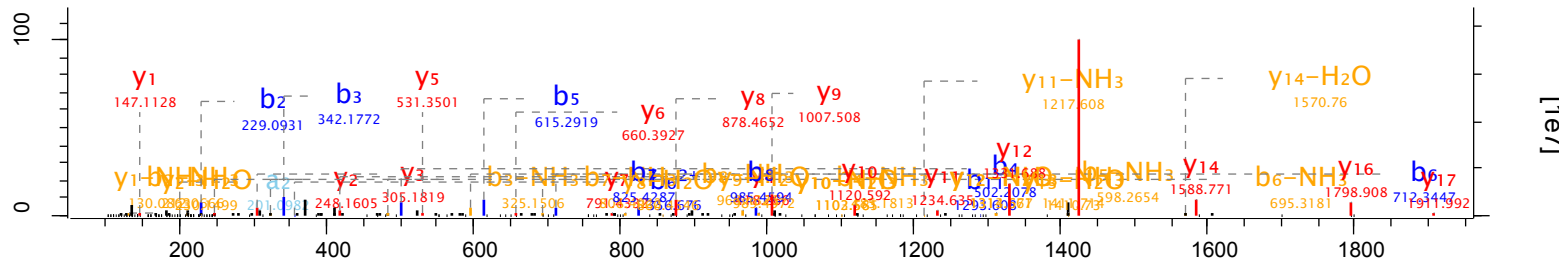
Raw file	Scan	Method	Score	m/z	Gene names
20121213_EXQ1_AtDe_50CM_LFQ_myotubes_OG2	69952	FTMS; HCD	93.24	789.48	Slx4ip



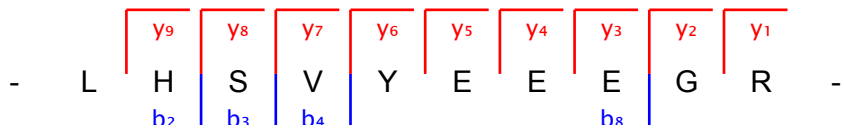
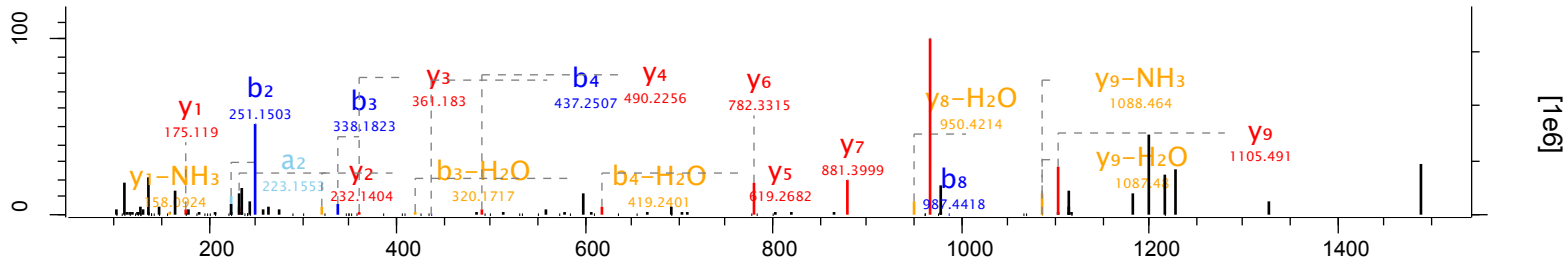
Raw file	Scan	Method	Score	m/z	Gene names
20121213_EXQ1_AtDe_50CM_LFQ_myotubes_OG2	70087	FTMS; HCD	137.39	1207.6	Ly6a



Raw file	Scan	Method	Score	m/z	Gene names
20121213_EXQ1_AtDe_50CM_LFQ_myotubes_OG2	70099	FTMS; HCD	160.67	805.07	Ly6a

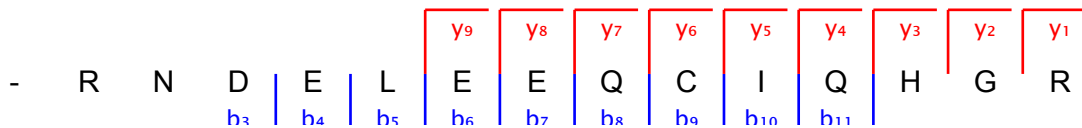
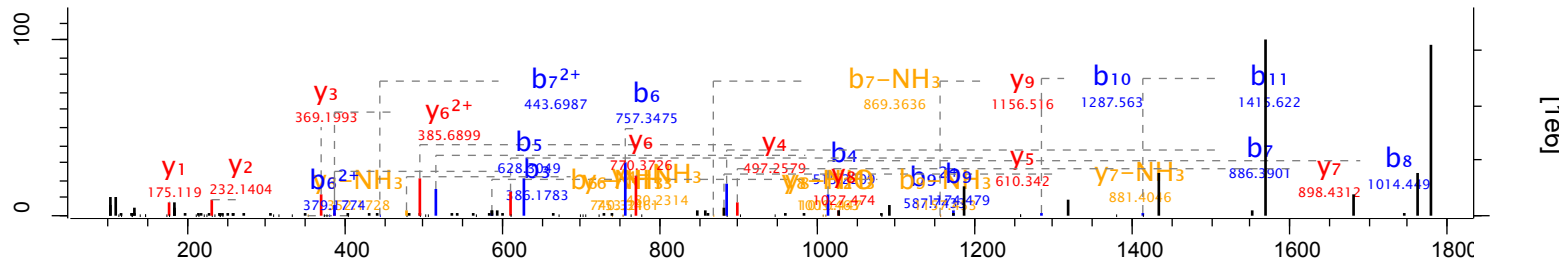


Raw file	Scan	Method	Score	m/z	Gene names
20121213_EXQ1_AtDe_50CM_LFQ_myotubes_OG3	21222	FTMS; HCD	84.88	609.79	Tmc6

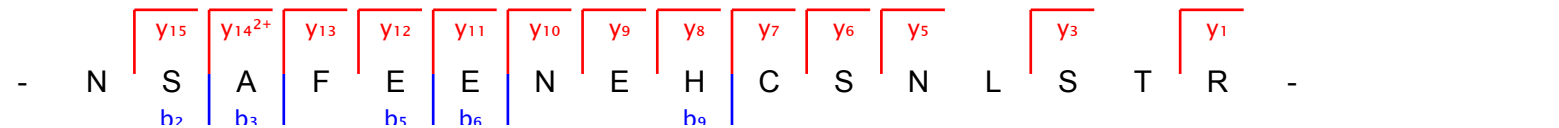
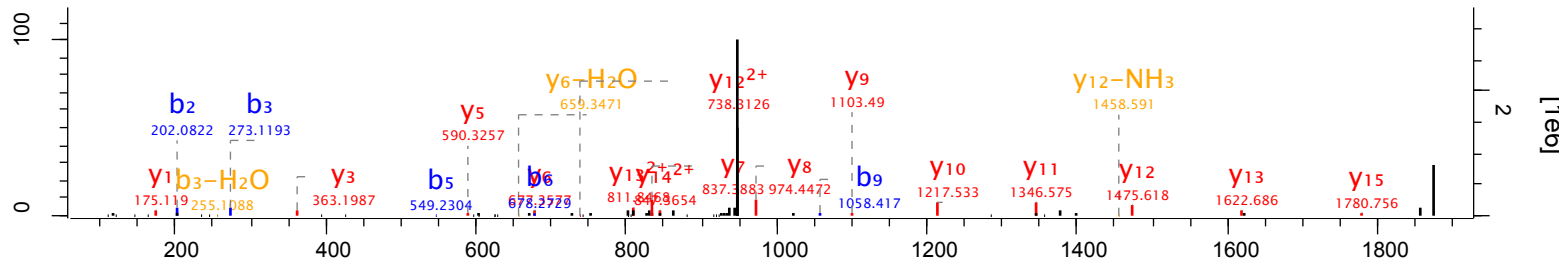




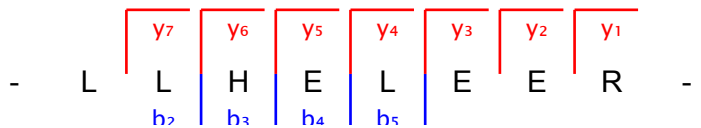
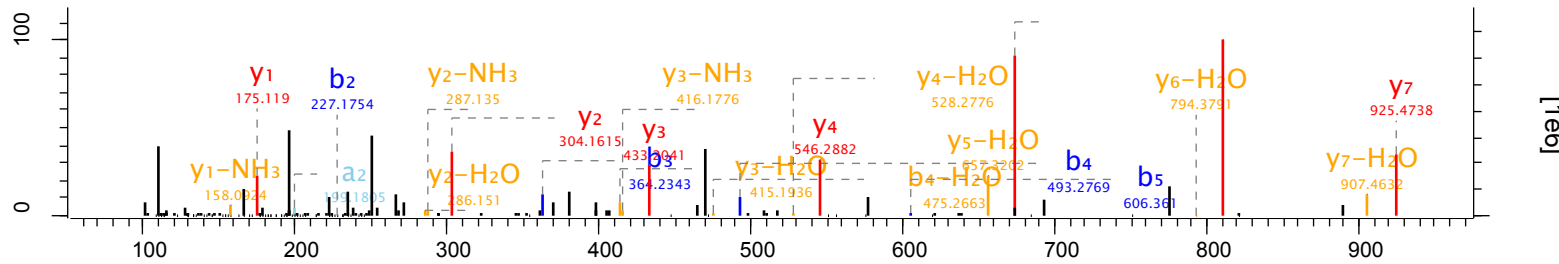
Raw file	Scan	Method	Score	m/z	Gene names
20121213_EXQ1_AtDe_50CM_LFQ_myotubes_OG3	21658	FTMS; HCD	124.62	595.28	Sdccag8



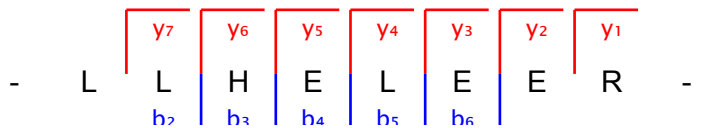
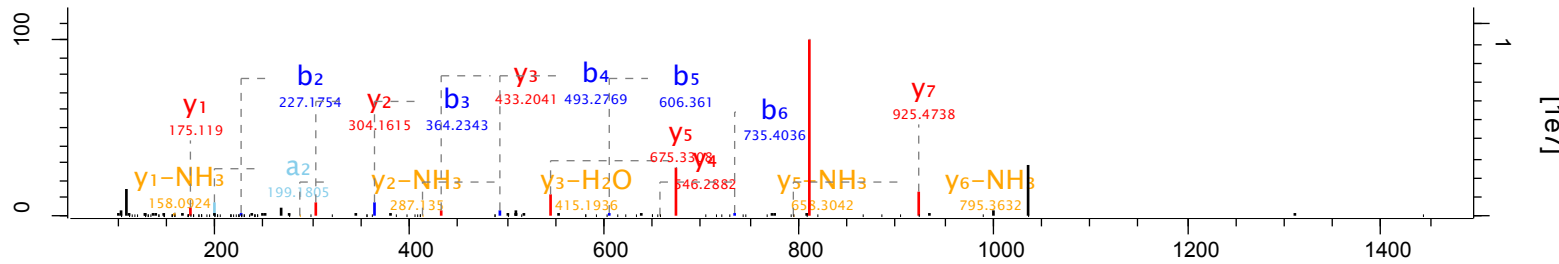
Raw file	Scan	Method	Score	m/z	Gene names
20121213_EXQ1_AtDe_50CM_LFQ_myotubes_OG3	25850	FTMS; HCD	101.05	947.91	Kiaa0232;D5Ert5



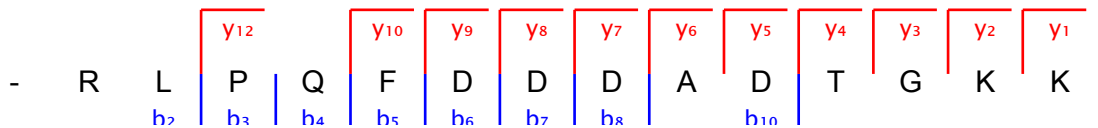
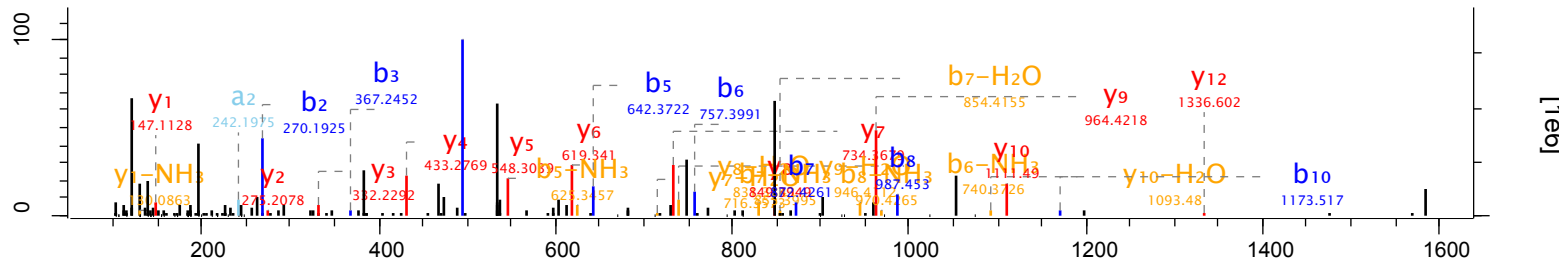
Raw file	Scan	Method	Score	m/z	Gene names
20121213_EXQ1_AtDe_50CM_LFQ_myotubes_OG3	26499	FTMS; HCD	126.62	346.86	Znf536



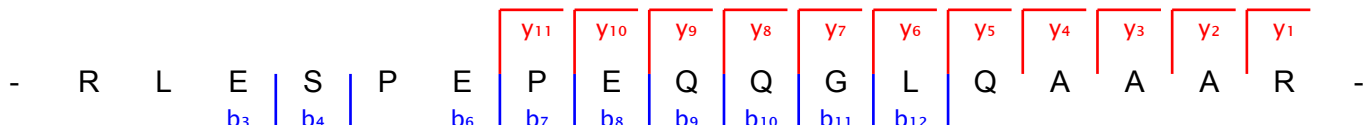
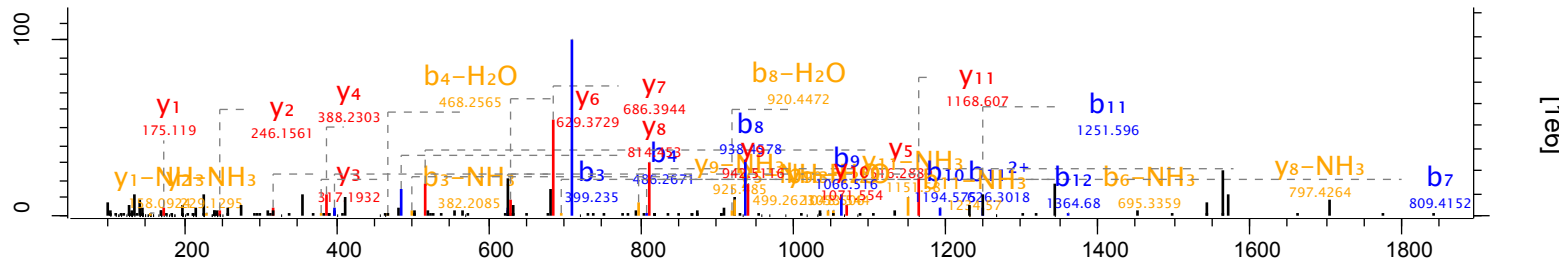
Raw file	Scan	Method	Score	m/z	Gene names
20121213_EXQ1_AtDe_50CM_LFQ_myotubes_OG3	26516	FTMS; HCD	107.57	519.78	Znf536



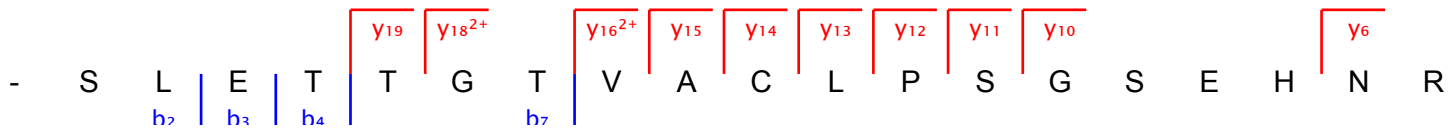
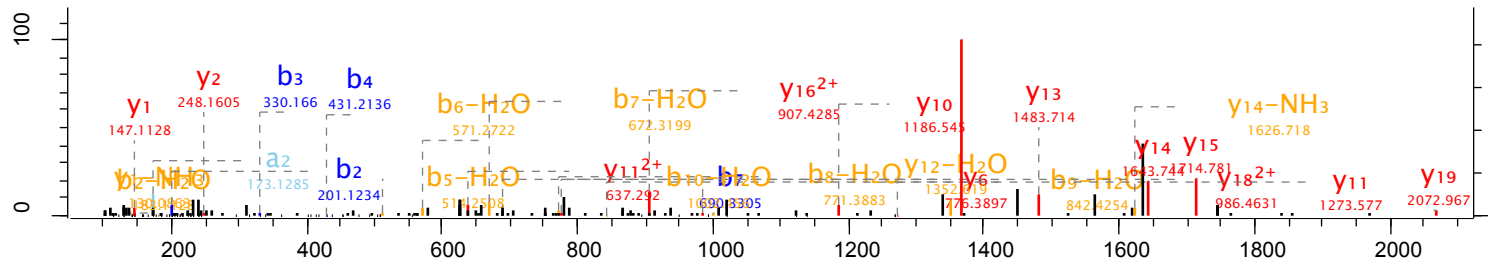
Raw file	Scan	Method	Score	m/z	Gene names
20121213_EXQ1_AtDe_50CM_LFQ_myotubes_OG3	27735	FTMS; HCD	133.48	535.94	Znhit1



Raw file	Scan	Method	Score	m/z	Gene names
20121213_EXQ1_AtDe_50CM_LFQ_myotubes_OG3	32211	FTMS; HCD	124.46	627.66	Fam64a

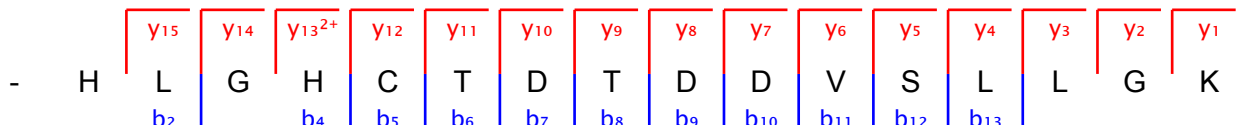
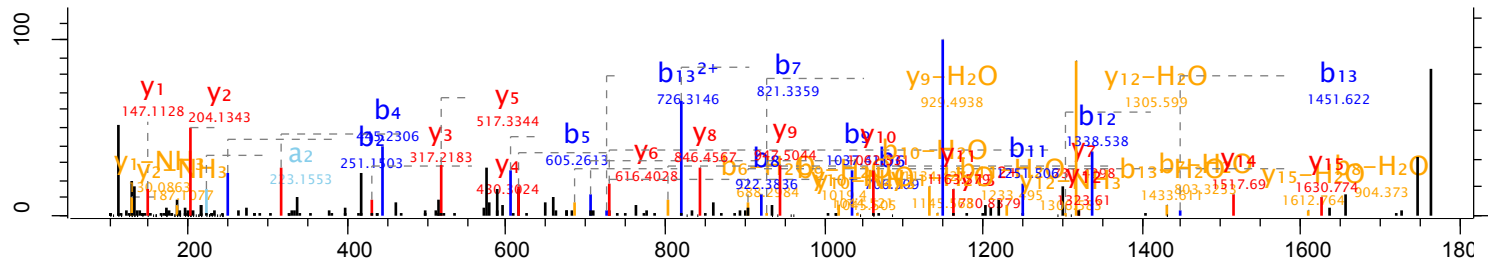


Raw file	Scan	Method	Score	m/z	Gene names
20121213_EXQ1_AtDe_50CM_LFQ_myotubes_OG3	32880	FTMS; HCD	49.12	626.8	Casp8ap2



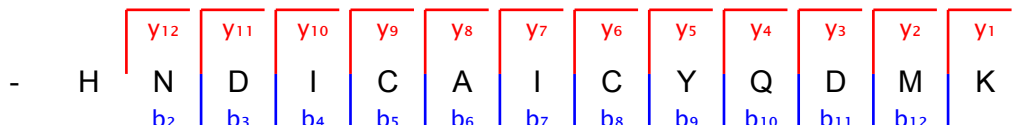
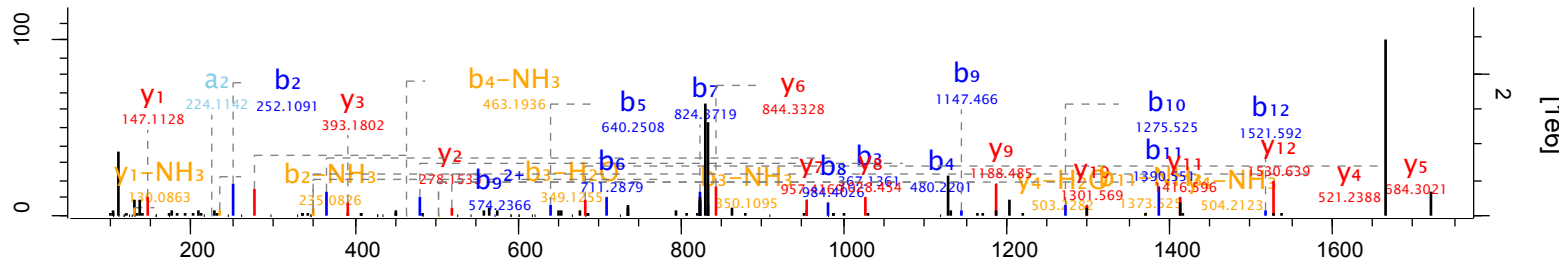
[1e6]

Raw file	Scan	Method	Score	m/z	Gene names
20121213_EXQ1_AtDe_50CM_LFQ_myotubes_OG3	35097	FTMS; HCD	268.59	589.95	Tmeff1

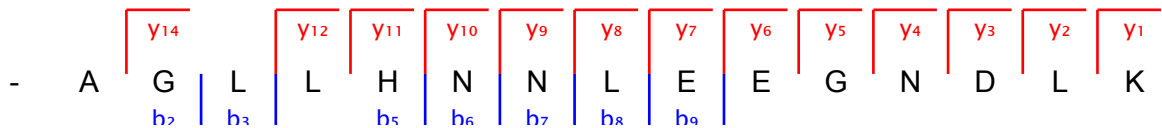
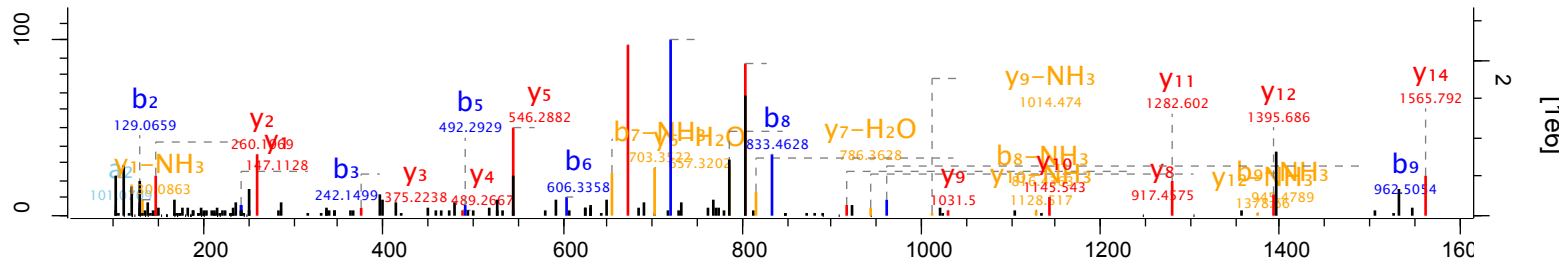




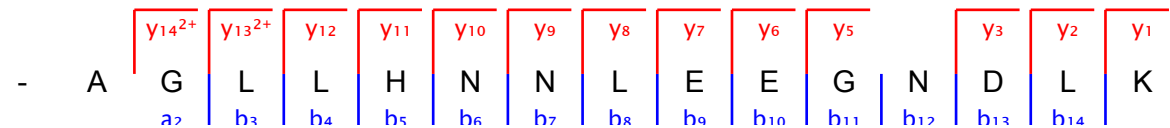
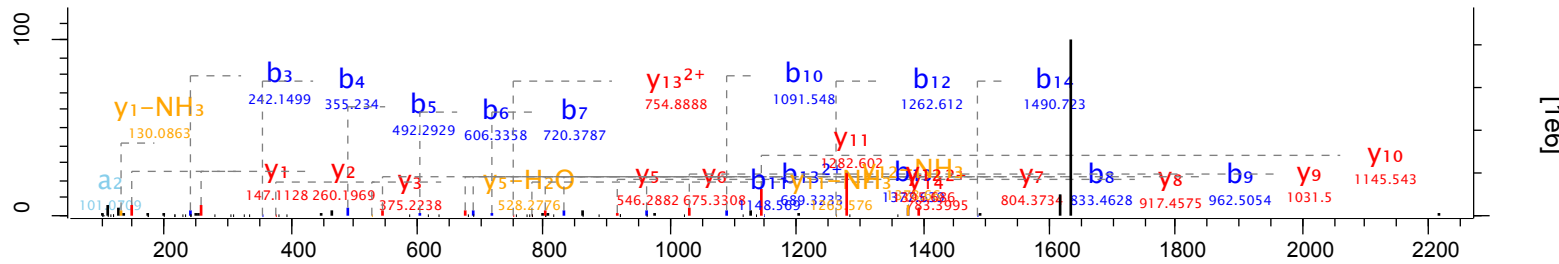
Raw file	Scan	Method	Score	m/z	Gene names
20121213_EXQ1_AtDe_50CM_LFQ_myotubes_OG3	38638	FTMS; HCD	139.49	834.36	Rnf145



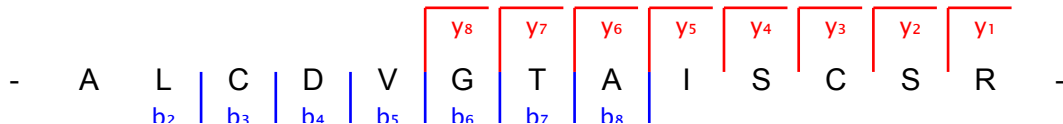
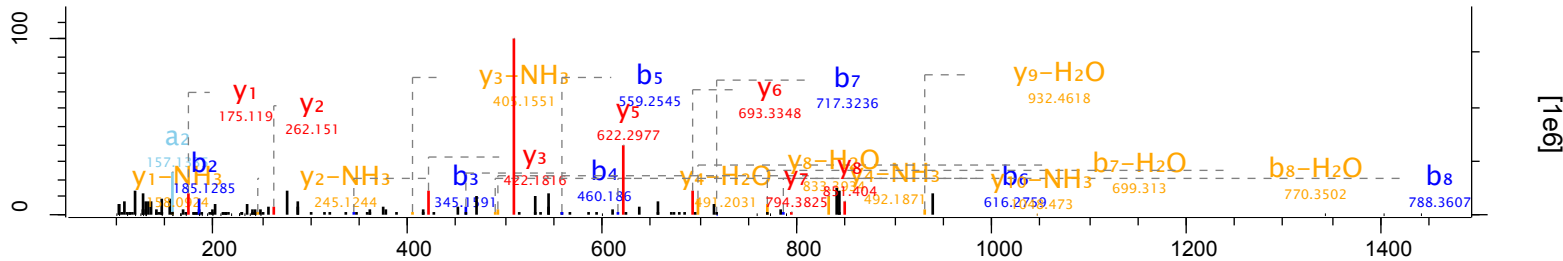
Raw file	Scan	Method	Score	m/z	Gene names
20121213_EXQ1_AtDe_50CM_LFQ_myotubes_OG3	38695	FTMS; HCD	132.65	546.28	Jrkl



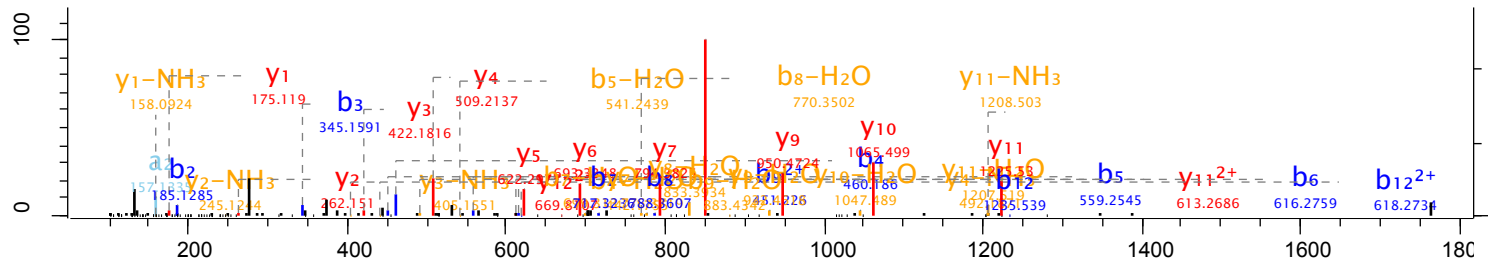
Raw file	Scan	Method	Score	m/z	Gene names
20121213_EXQ1_AtDe_50CM_LFQ_myotubes_OG3	38706	FTMS; HCD	162.29	819.42	Jrkl



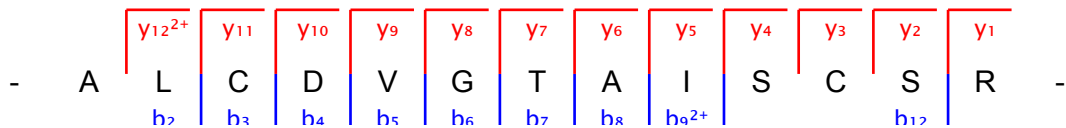
Raw file	Scan	Method	Score	m/z	Gene names
20121213_EXQ1_AtDe_50CM_LFQ_myotubes_OG3	39866	FTMS; HCD	57.57	470.56	Vkorc1



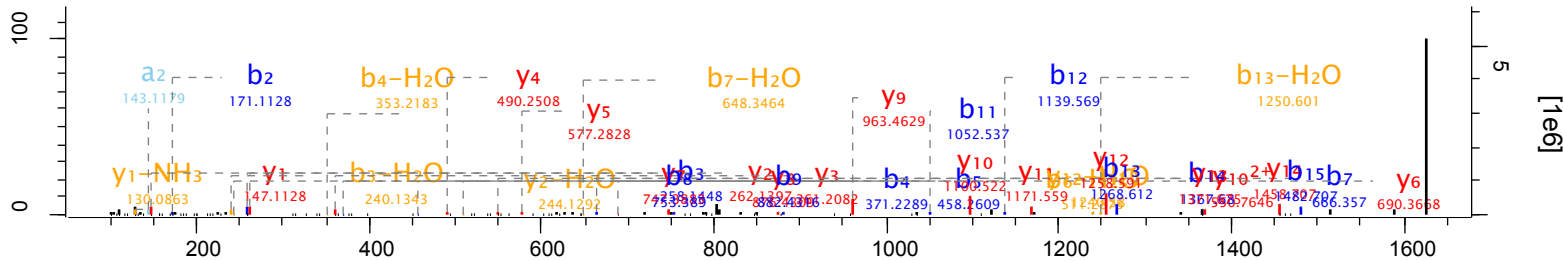
Raw file	Scan	Method	Score	m/z	Gene names
20121213_EXQ1_AtDe_50CM_LFQ_myotubes_OG3	39879	FTMS; HCD	146.43	705.33	Vkorc1



[1e7]

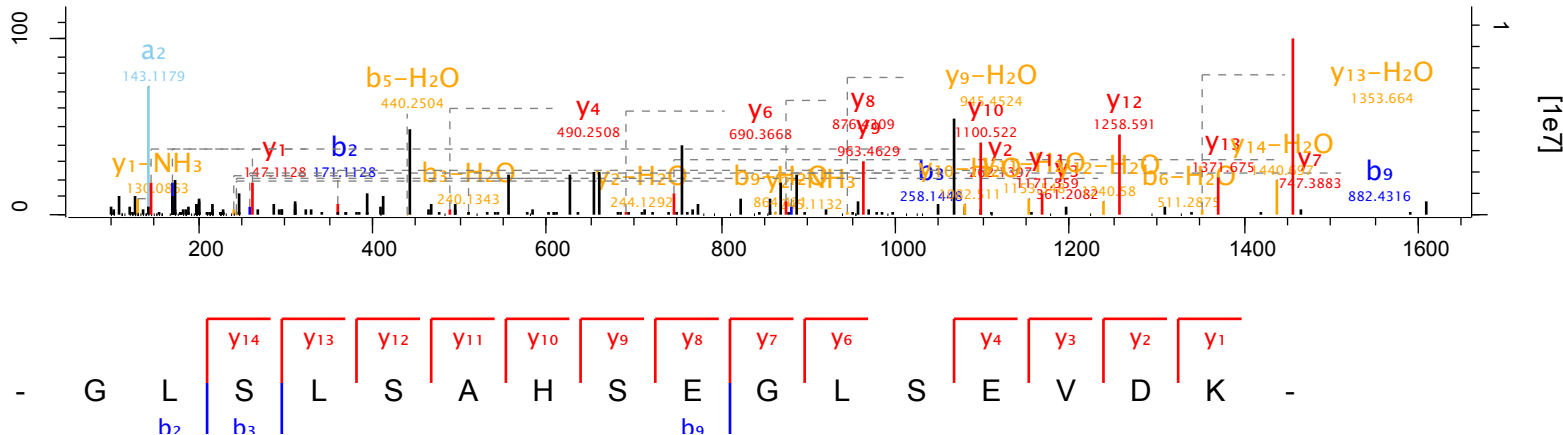


Raw file	Scan	Method	Score	m/z	Gene names
20121213_EXQ1_AtDe_50CM_LFQ_myotubes_OG3	40753	FTMS; HCD	146.86	814.91	Tctex1d2

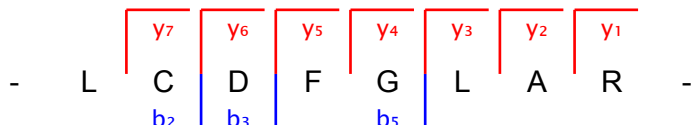
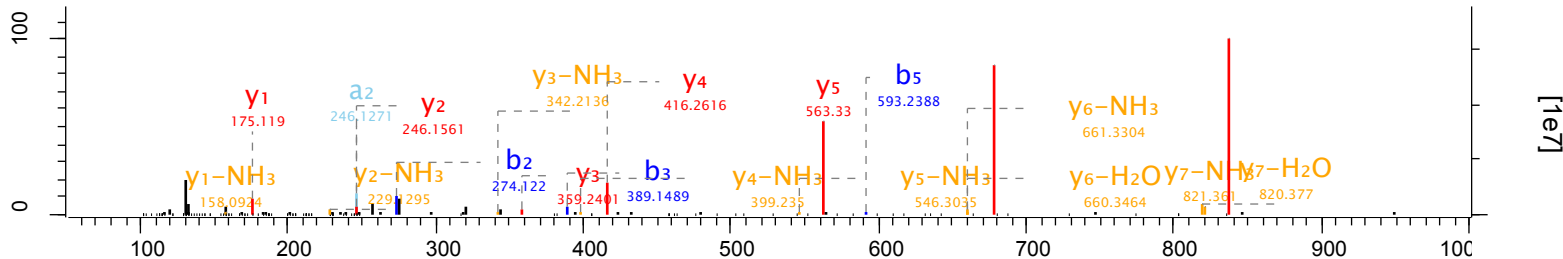


- G L S L S A H S E G L S E V D K -  
 b<sub>2</sub> b<sub>3</sub> b<sub>4</sub> b<sub>5</sub> b<sub>7</sub> b<sub>8</sub> b<sub>9</sub> b<sub>11</sub> b<sub>12</sub> b<sub>13</sub> b<sub>14</sub> b<sub>15</sub>  
 y<sub>14</sub> y<sub>13</sub> y<sub>12</sub> y<sub>11</sub> y<sub>10</sub> y<sub>9</sub> y<sub>8</sub> y<sub>7</sub> y<sub>6</sub> y<sub>5</sub> y<sub>4</sub> y<sub>3</sub> y<sub>2</sub> y<sub>1</sub>

Raw file	Scan	Method	Score	m/z	Gene names
20121213_EXQ1_AtDe_50CM_LFQ_myotubes_OG3	40774	FTMS; HCD	92.8	543.61	Tctex1d2



Raw file	Scan	Method	Score	m/z	Gene names
20121213_EXQ1_AtDe_50CM_LFQ_myotubes_OG3	42882	FTMS; HCD	149.4	476.24	Mapk15





Raw file	Scan	Method	Score	m/z	Gene names
20121213_EXQ1_AtDe_50CM_LFQ_myotubes_OG3	43196	FTMS; HCD	104.95	803.03	Znf260

