

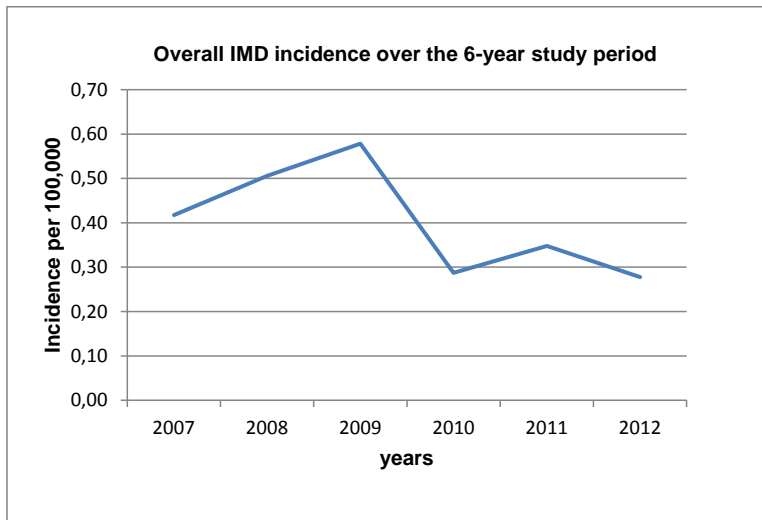
<b>Population figures for Lombardia and Piemonte by year</b>			
<b>Year</b>	<b>Lombardia</b>	<b>Piemonte</b>	<b>Lombardia &amp; Piemonte</b>
2007	9,545,441	4,352,828	13,898,269
2008	9,642,406	4,401,266	14,043,672
2009	9,742,676	4,432,571	14,175,247
2010	9,826,141	4,446,230	14,272,371
2011	9,917,714	4,457,335	14,375,049
2012	9,700,881	4,357,663	14,058,544

<b>Population figures for Lombardia and Piemonte by age group over the 6-year study period</b>			
<b>Age group</b>	<b>Lombardia</b>	<b>Piemonte</b>	<b>Lombardia &amp; Piemonte</b>
<1	574,165	228,725	802,890
1-4	2,292,826	920,767	3,213,593
5-9	2,737,652	1,123,869	3,861,521
10-14	2,598,291	1,096,968	3,695,259
15-19	2,566,240	1,106,534	3,672,774
20-24	2,703,382	1,180,208	3,883,590
25-44	17,525,082	7,453,783	24,978,865
45-64	15,659,046	7,287,423	22,946,469
65+	11,718,575	6,049,616	17,768,191

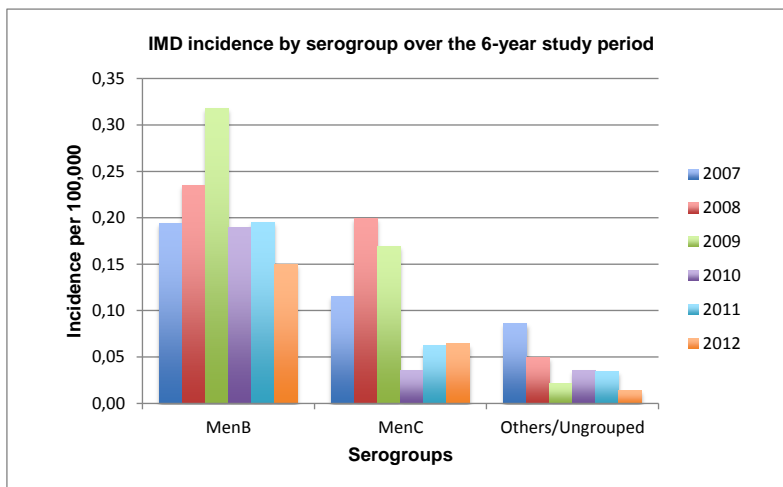
<b>Average annual length of hospital stay (days) by age group for IMD in Lombardia and Piemonte over the 6-year study period</b>	
<b>Age group</b>	<b>Lombardia &amp; Piemonte</b>
<1	10.92
1-4	12.29
5-9	10.88
10-14	10.15
15-19	12.76
20-24	13.90
25-44	28.34
45-64	22.08
65+	22.25

<b>Average annual cost of acute stay (€) for IMD in Lombardia and Piemonte over the 6-year study period</b>			
	<b>Mean</b>	<b>Min</b>	<b>Max</b>
<b>paediatric (≤18 years)</b>	6,800	2,500	38,000
<b>adult (&gt;18 years)</b>	8,250	2,700	45,000

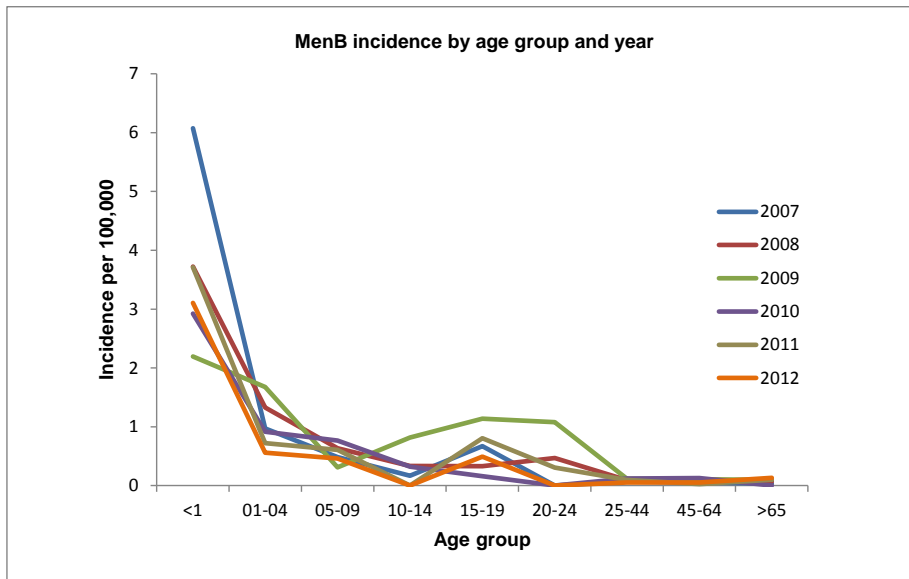
<b>Overall IMD incidence (per 100,000) by year in Lombardia and Piemonte</b>	
<b>Year</b>	<b>Lombardia &amp; Piemonte</b>
2007	0.42
2008	0.51
2009	0.58
2010	0.29
2011	0.35
2012	0.28



Year	MenB	MenC	Others/Ungrouped
2007	0.19	0.12	0.09
2008	0.23	0.20	0.05
2009	0.32	0.17	0.02
2010	0.19	0.04	0.04
2011	0.19	0.06	0.03
2012	0.15	0.06	0.01



Age group	MenB	MenC	Others/Ungrouped
<1	3.61	1.00	0.37
1-4	1.03	0.40	0.16
5-9	0.54	0.10	0.08
10-14	0.27	0.11	0.00
15-19	0.60	0.57	0.22
20-24	0.31	0.13	0.10
25-44	0.09	0.07	0.00
45-64	0.08	0.06	0.02
65+	0.07	0.03	0.03



Average annual Case Fatality Rate (CFR) by age group for IMD in Lombardia and Piemonte over the 6-year study period	
Age group	Lombardia & Piemonte
<1	0.05
1-4	0.06
5-9	0.03
10-14	0.05
15-19	0.05
20-24	0.04
25-44	0.05
45-64	0.13
65+	0.17

Comparison between data from our study (Lombardia and Piemonte) vs data from the Italian National Institute of Health (whole Italian country)*		
MenB annual incidence (per 100,000) by age group over the 6-year study period		
Age group	Lombardia & Piemonte	Italy
<1	3.61	3.44
1-4	1.03	1.07
5-9	0.54	0.50
10-14	0.27	0.27
15-19	0.60	0.57
20-24	0.31	0.32
25-49	0.09	0.07
50+	0.09	0.11
Overall MenB incidence and Case Fatality Rate over the 6-year study period		
	Lombardia & Piemonte	Italy
Incidence	0.21	0.23
CFR	0.07	0.07

\* Istituto Superiore di Sanità - Gruppo di Lavoro del CNESPS (2014). Dati e evidenze disponibili per l'introduzione della vaccinazione anti-meningococco B nei nuovi nati e negli adolescenti. Available: <http://www.epicentro.iss.it/temi/vaccinazioni/pdf/Istruttoria%20MENINGOCOCCO%20B.pdf>. Accessed 01 November 2014.