

Photosynthesis in Grass Species Differing in Carbon Dioxide Fixation Pathways

III. OXYGEN RESPONSE AND ENZYME ACTIVITIES OF SPECIES IN THE *LAXA* GROUP OF *PANICUM*¹

Received for publication July 10, 1979 and in revised form September 10, 1979

JACK A. MORGAN AND R. HAROLD BROWN

Department of Agronomy, University of Georgia, Athens, Georgia 30602

BONNIE J. REGER

Richard Russell Research Center, United States Department of Agriculture, Science and Education Administration, Athens, Georgia 30604

ABSTRACT

Measurements of CO₂ exchange at varying O₂ concentrations in seven grass species of the *Laxa* group of *Panicum* and activities of five photosynthetic enzymes were compared to values obtained for these characters in a cool season C₃ grass, tall fescue (*Festuca arundinacea* Schreb.) and a C₄ grass, *P. maximum* Jacq. Plants were divided into three groups on the basis of the inhibition of apparent photosynthesis by 21% O₂. Rates of apparent photosynthesis in *P. prionitis* Griseb. and *P. maximum* were virtually unaffected by changes in O₂ concentration. In another group consisting of *P. hylaicum* Mez., *P. rivulare* Trin., *P. laxum* Sw., and tall fescue apparent photosynthesis was inhibited by 28.2 to 36.0% at 21% O₂. An intermediate inhibition of 20.6 to 23.3% at 21% O₂ was exhibited by *P. milioides* Nees ex Trin., *P. schenckii* Hack., and *P. decipiens* Nees ex Trin. The CO₂ compensation concentration for *P. prionitis* and *P. maximum* was low (≤ 6 microliters per liter CO₂ at 21% O₂) and affected little by O₂, whereas values for *P. hylaicum*, *P. rivulare*, *P. laxum*, and tall fescue were much greater, and increased almost linearly from 2 to 48% O₂. Values for *P. milioides*, *P. schenckii*, and *P. decipiens* were intermediate to the other two groups. The effect of O₂ on total leaf conductance to CO₂ was similar to the C₃ grasses and the intermediate *Panicums*. However, estimates of photorespiration in the intermediate species were low and changed little with O₂ in comparison to estimates for the C₃ species which were higher and increased greatly with increased O₂.

Activities of phosphoenolpyruvate carboxylase were greatest in *P. maximum* and *P. prionitis* and one-fourth or less in the remaining species. Activity of ribulose biphosphate carboxylase was 548 micromoles per mg chlorophyll per hour in tall fescue; activity in the remaining species was approximately one-fourth or less of that in tall fescue, with the exception of *P. rivulare*, in which it was 440 micromoles per milligram chlorophyll per hour. High activities of two C₄ decarboxylating enzymes, phosphoenolpyruvate carboxykinase and NADP-malic enzyme, were observed in *P. maximum* (1,988 micromoles per milligram chlorophyll per hour) and *P. prionitis* (125 micromoles per milligram chlorophyll per hour), respectively. Only minimal activities of decarboxylating enzymes were detected in the remaining species.

Panicum milioides is a species with characteristics intermediate to C₃ and C₄ photosynthetic plant types. It is intermediate with

respect to O₂ inhibition of AP² (4, 13, 16), Γ (4, 10, 13–15, 18), leaf anatomy (4, 7, 12, 18) and effect of O₂ levels on growth (20). Keck and Ogren (13) suggested that increased affinity of RuBPC for CO₂ in *P. milioides* relative to soybean, a C₃ species, largely accounted for its reduced O₂ inhibition of AP. However, other evidence (16, and unpublished data of R. H. Brown) shows little or no difference in carboxylation efficiency between *P. milioides* and C₃ species.

Elevated activities of PEPC in *P. milioides* (13, 14, 17) may partially explain the reduced O₂ inhibition and low Γ in this species. Björkman *et al.* (1) found PEPC levels in some progeny of a cross between C₃ and C₄ species to be higher and Γ lower than in the C₃ parent, but O₂ inhibition of AP was not reduced compared to that of the C₃ species. Therefore, higher PEPC activity *per se* does not lead to reduced O₂ sensitivity of AP; compartmentalization of carboxylation reactions as in C₄ species is probably required.

Rathnam and Chollet (21) demonstrated rather high activities of PEPC in mesophyll cells of *P. milioides* and low activities in bundle sheath strands. Activities of RuBPC were high in bundle sheath strands and low in mesophyll cells. Thus, a differential compartmentation of the two carboxylases in this species was demonstrated. In addition, inhibition of PEPC by malonate or maleate increased O₂ inhibition of photosynthesis in leaf slices of *P. milioides* to the level exhibited by C₃ species (22). From these results it was proposed that the reduced inhibition of photosynthesis by O₂ in *P. milioides* was due to operation of a C₄ carbon assimilation cycle. Ku *et al.* (17) could find no differential compartmentalization of PEPC, RuBPC, or decarboxylating enzymes in mesophyll and bundle sheath cells of *P. milioides*. In addition, ¹³C/¹²C ratios (4, 5) and ¹⁴CO₂-labeling experiments (10, 12, 17) indicate little or no role for C₄ metabolism in CO₂ fixation in *P. milioides* at atmospheric CO₂ levels.

P. schenckii and *P. decipiens* have also been identified as C₃-C₄ intermediates with physiological and anatomical characteristics similar to *P. milioides* (18). *P. milioides*, *P. schenckii*, and *P. decipiens* are closely related species belonging to the *Laxa* group of *Panicum*. In the experiments reported in this paper we compared physiological and biochemical characteristics of the three intermediate *Panicum* species and four other species of the *Laxa* group of *Panicum* with a well known C₃ species, tall fescue (*Festuca arundinacea* Schreb.), and a C₄ plant, *P. maximum* Jacq.

¹ This research was supported in part by state and Hatch funds allocated to the Georgia Agricultural Experiment Stations.

² Abbreviations: AP: apparent photosynthesis; Γ : CO₂ compensation concentration; RuBPC: ribulose 1,5-bisphosphate carboxylase; PEPC: phosphoenolpyruvate carboxylase; PR: photorespiration.

MATERIALS AND METHODS

Plant Material. Seven species in the *Laxa* group of *Panicum* were grown in pots for these experiments. They were *P. prionitis* Griseb., *P. laxum* Sw., *P. hylaeicum* Mez., *P. rivulare* Trin., *P. schenckii* Hack., *P. decipiens* Nees ex Trin., and *P. milioides* Nees ex Trin. Tall fescue (cv. "Kentucky 31") was used as a C_3 control and *P. maximum* as a C_4 control species. Three vegetative cuttings of each species were transplanted to each of three pots filled with a sandy loam soil. Plants were grown in the greenhouse under supplemental lighting from multivapor lamps which provided a photosynthetic photon flux density of 1,000 to 1,200 $\mu\text{E m}^{-2} \text{s}^{-1}$. Species were arranged at random in three blocks on the greenhouse bench. Plants were watered with half-strength Hoagland solution modified to contain $(\text{NH}_4)_2\text{SO}_4$ as the only N source. Plants were also fertilized every 7 days with NH_4NO_3 a few weeks prior to and during the gas exchange measurements. At the time measurements of gas exchange and enzyme activities were made plants had been growing for 2 to 3 months.

Gas Exchange Measurements. Apparent photosynthesis measurements were performed in an open system described by Morgan and Brown (18). Gases from pressurized cylinders containing 0.5 and 48% O_2 were mixed to provide mixtures with 2, 6, 21, or 48% O_2 and $335 \pm 3 \mu\text{l l}^{-1}$ of CO_2 . The gas mixture was bubbled through water at a constant temperature to raise the dew point to approximately 16 C. Leaf temperature was maintained at 25 C and monitored with a thermocouple touching the underside of the leaf. Leaves were exposed to a photosynthetic photon flux density of $1600 \mu\text{E m}^{-2} \text{s}^{-1}$ during AP measurement.

Measurements of Γ were conducted with the Mylar bag technique as previously described by Morgan and Brown (18). Determinations of Γ were made at three O_2 levels, 2.5, 21, and 44.5%. Temperature and photosynthetic photon flux density inside the Mylar bags were 27.5 C and $914 \mu\text{E m}^{-2} \text{s}^{-1}$, respectively.

Enzyme Preparation and Assays. Whole leaf extracts were obtained by grinding approximately 1 g of tissue, transverse segments about 1 mm in width, in a mortar and pestle with acid-washed sand and the medium (5 ml total) of Gutierrez *et al.* (11). The ground material was centrifuged at 1,100g for 1 min. The supernatant was passed over a Sephadex G-25 M column (Pharmacia PD-10), and the eluant was used in enzyme assays.

RuBPC and PEPC were assayed at 30 C according to Willmer *et al.* (23). PEP carboxykinase was assayed at 30 C by the exchange reaction according to Dittrich *et al.* (6). NADP-malic and NAD-malic enzymes were assayed spectrophotometrically at room temperature (23). Chl was determined by the method of Wintermans and DeMots (24). Enzyme data are presented as averages from two separate experiments.

RESULTS

Effect of O_2 on AP. O_2 inhibition of AP increased in all but two species as O_2 concentrations were increased (Fig. 1). *P. maximum* and *P. prionitis* were insensitive to O_2 over the range tested. The lack of response to O_2 is typical of that reported for C_4 species (2). Tall fescue, *P. laxum*, *P. hylaeicum*, and *P. rivulare* were the most sensitive species. The per cent inhibition of AP by 21% O_2 for this group ranged from 28.2 for *P. hylaeicum* to 36.0 for *P. rivulare*. *P. milioides*, *P. schenckii*, and *P. decipiens* exhibited responses to O_2 intermediate to those of the other species tested. The inhibition of AP at 21% O_2 varied from 20.6 to 23.3%. The species were divided by analysis of variance into three groups: (a) those whose O_2 response (per cent inhibition at 21% O_2) was not significantly different from the C_3 control species (*P. laxum*, *P. hylaeicum*, and *P. rivulare*); (b) the one species not significantly different from the C_4 control (*P. prionitis*); and (c) those which differed significantly from both controls (*P. milioides*, *P. schenckii*, and *P. decipiens*). Photosynthesis in those species most sensitive to O_2 appeared to decrease in a curvilinear fashion with increases in O_2 at low levels,

whereas those with intermediate sensitivity showed a nearly linear decrease over the 2 to 48% O_2 range.

Effect of O_2 on Γ . The O_2 response of Γ of the eight *Panicum* species and tall fescue is displayed in Figure 2. This graph reveals a pattern among species similar to that found with the O_2 responses of apparent photosynthesis. *P. maximum* and *P. prionitis* had relatively low values which were affected little by changes in O_2 , although Γ of both species tended to increase at high O_2 levels. *P. laxum*, *P. hylaeicum*, *P. rivulare*, and tall fescue had higher values which increased greatly as O_2 was increased. The relative responses of these four species to O_2 were similar.

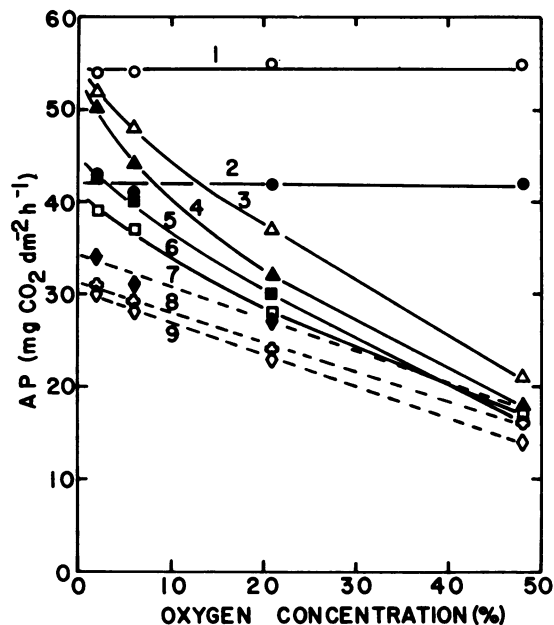


FIG. 1. AP of *Panicum* species and tall fescue at four O_2 concentrations. 1: *P. maximum*; 2: *P. prionitis*; 3: *P. laxum*; 4: *P. rivulare*; 5: tall fescue; 6: *P. hylaeicum*; 7: *P. schenckii*; 8: *P. milioides*; 9: *P. decipiens*.

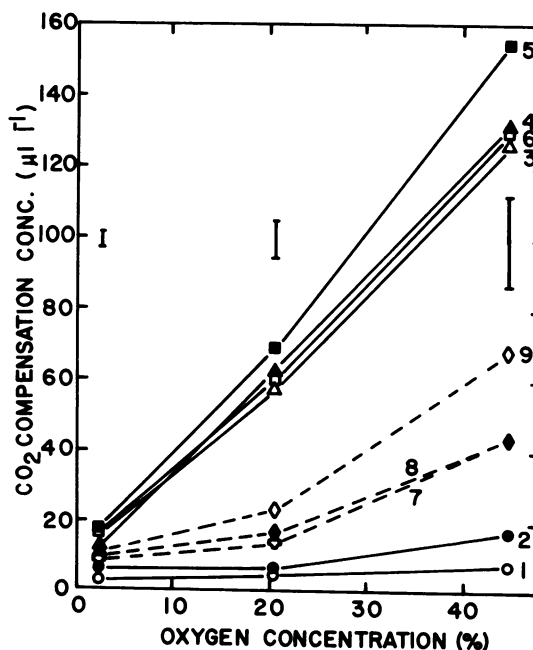


FIG. 2. O_2 response curves of the CO_2 compensation concentration of *Panicum* species and tall fescue. Identity of species are the same as in Figure 1. Vertical bars are the least significant differences among species at the 0.05 level of probability.

Table I. Activities of Five Photosynthetic Enzymes in Eight *Panicum* Species and in Tall Fescue

Species	PEPC ^a	RuBPC	RuBPC/PEPC	PEPCK	NADP-ME	NAD-ME
μmol/mg Chl·h						
<i>P. maximum</i>	363	117	0.32	1,988	6	21
<i>P. prionitis</i>	1,509	64	0.04	ND ^b	126	21
<i>P. decipiens</i>	66	120	1.82	ND	18	16
<i>P. milioides</i>	88	144	1.63	ND	24	26
<i>P. schenckii</i>	92	137	1.49	ND	15	18
Tall fescue	45	548	12.2	ND	10	16
<i>P. hylaeicum</i>	46	142	3.09	ND	12	10
<i>P. laxum</i>	56	144	2.57	ND	12	12
<i>P. rivulare</i>	68	440	6.47	ND	11	14

^a PEPC: phosphoenolpyruvate carboxylase; RuBPC: ribulose 1,5-bisphosphate carboxylase; PEPCK: phosphoenolpyruvate carboxykinase; NADP-ME: NADP-malic enzyme; NAD-ME: NAD-malic enzyme.

^b Not detectable.

The values of Γ for *P. decipiens*, *P. milioides*, and *P. schenckii* are intermediate to those observed in the previous two groups of plants, and this intermediacy becomes especially evident at the highest O₂ concentrations used. These intermediate Γ values are all significantly different at the 0.05 probability level from those of tall fescue and *P. maximum* at all O₂ concentrations except 21% O₂ where Γ for *P. schenckii* was not significantly different from that of *P. maximum* (Fig. 2). The slope of the curve relating Γ to O₂ in the intermediate species was decidedly biphasic and less steep than the slope observed in tall fescue and the other C₃ *Panicum* species (Fig. 2). The slopes for the C₃ *Panicum* species and tall fescue deviated only slightly from linearity.

Enzyme Activities. Activity of PEPC, the primary carboxylating enzyme in C₄ plants, was greatest in *P. maximum* and *P. prionitis* (Table I). Considerably lower activity of PEPC was detected in the remaining species. *P. milioides* and *P. schenckii* displayed the greatest activity of PEPC among the O₂-sensitive species whereas *P. decipiens* had activity similar to that of *P. rivulare*. RuBPC activity in tall fescue was 548 μmol mg Chl⁻¹ h⁻¹. With the exception of *P. rivulare*, which had an activity of 440 μmol mg Chl⁻¹ h⁻¹, the remaining grasses generally exhibited approximately one-fourth the activity of RuBPC detected in tall fescue.

The ratio of RuBPC/PEPC activity was highest in tall fescue and the other C₃ *Panicums*. *P. milioides*, *P. schenckii*, and *P. decipiens* displayed the smallest ratio of RuBPC/PEPC activity among the O₂-sensitive *Panicums* due to their possession of somewhat elevated activity of PEPC. These ratios were much greater than those of the C₄ species.

High activities of decarboxylating enzymes were present only in *P. maximum* and *P. prionitis*. *P. maximum* had high activity of PEP carboxykinase activity in agreement with earlier reports of it being a PEP carboxykinase-type C₄ plant (9). *P. prionitis* exhibited high activity of NADP-malic enzyme activity, indicating that it is an NADP-malic enzyme-type C₄ plant. None of the other species had decarboxylase activities approaching those found in the C₄ species. Activities of both NAD- and NADP-malic enzymes were slightly higher in *P. milioides*, however, than in those species whose O₂ responses were typical of C₃ species.

DISCUSSION

The gas exchange and enzyme activity data presented in this paper indicate clear-cut differences in CO₂ metabolism among species assigned to the *Laxa* group of *Panicum*. *P. prionitis*, the only species studied in the *Laxa* group whose AP was insensitive to O₂, was found to be an NADP-malic enzyme-type C₄ species. Anatomical characteristics (18) and ¹³C/¹²C ratios (5) also indicate that it possesses the C₄ cycle of CO₂ fixation. Three *Panicum* species responded to O₂ in a manner similar to tall fescue and exhibited Γ values and enzyme activities rather typical of C₃ species, although RuBPC activity in *P. hylaeicum* and *P. laxum*

was less than one-half that in tall fescue. The *Panicum* species which exhibited a reduced O₂ response compared to most C₃ plants also had lower Γ values which were less sensitive to O₂ concentrations. The lower Γ and reduced response of AP to O₂ in *P. schenckii* and *P. decipiens* were similar to that observed in these experiments and reported earlier for *P. milioides* (4, 10, 13–15, 18, 20).

In earlier studies of *P. milioides* its intermediate characteristics were related to activities of enzymes involved in photosynthesis (10, 14). The ratio of activities of RuBP oxygenase/PEPC in C₃, C₄, and intermediate species was related linearly to Γ in those studies. The RuBPC/PEPC ratio was also related to Γ , but in a curvilinear pattern with Γ being highest in those species with high ratios. Activity of RuBP oxygenase was not determined in our study, but the RuBPC/PEPC ratio was not closely related to Γ in these species. The ratio for the intermediate species ranged from 1.49 in *P. schenckii* to 1.82 in *P. decipiens* (Table I). These values are similar to those reported earlier for *P. milioides* (17). A ratio of 12.2 was obtained for tall fescue, a value typical of those reported for cool season C₃ grasses (3, 17). The lack of relationship between the ratio RuBPC/PEPC and Γ was due to the lower ratio in the C₃ *Panicum* species (2.57–6.47) which had Γ values similar to tall fescue. The low RuBPC/PEPC ratios in the C₃ *Panicums* in this study may be typical of *Panicum* species with the C₃ pathway. Black *et al.* (3) reported a value of 4.18 for *P. communatum* and Ku *et al.* (17) obtained a ratio of 6.4 for *P. bisulcatum*. In both cases cool season grasses had ratios more than twice as high as the C₃ *Panicums*.

The relative insensitivity of Γ in *P. milioides*, *P. schenckii*, and *P. decipiens* to low O₂ levels is similar to the decreased sensitivity observed by Keck and Ogren (13) in *P. milioides* and may be due to participation of PEPC in CO₂ fixation in these species at low CO₂ concentrations. Kestler *et al.* (14) found that 16% of the ¹⁴C assimilated by *P. milioides* was in malate plus aspartate when CO₂ concentration was near Γ . The slope of Γ -O₂ relationship for the intermediate species in our study was also less than those of the C₃ species at high O₂ levels. Keck and Ogren (13) attributed the lower sensitivity of Γ in *P. milioides* at O₂ levels above 10% to a smaller K_m(CO₂) of RuBPC in *P. milioides* than in soybean and recycling of CO₂ by PEPC. The difference in K_m(CO₂) for RuBPC in *P. milioides* and soybean was not great, however, and K_i(O₂) of the enzyme was virtually the same.

The lower response of Γ to O₂ in *P. milioides*, *P. schenckii*, and *P. decipiens* gives a relatively poor indication of O₂ effects on photorespiration, since Γ reflects a balance between CO₂ efflux and influx but not rates of processes involved. If the data in Figures 1 and 2 are used to estimate photorespiration and leaf conductance to CO₂, then effects of O₂ on these two parameters can be visualized. Total conductance to CO₂(g_t) was defined as,

$$g_t = \frac{AP}{C_a \Gamma}$$

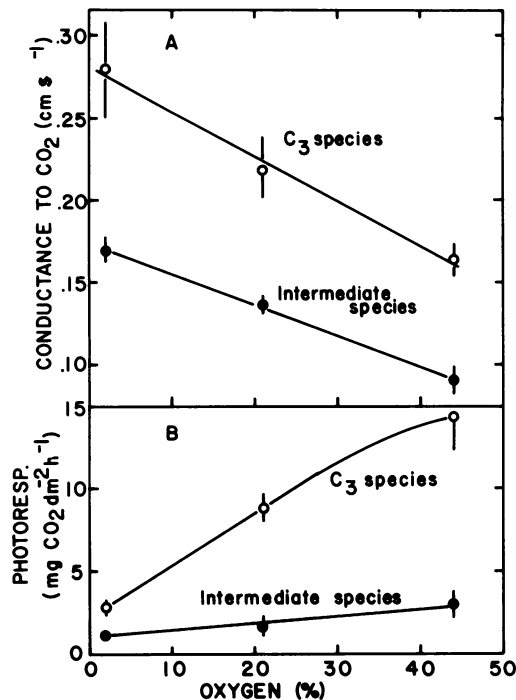


FIG. 3. Estimates of total leaf conductance (g_t) to CO₂ and photorespiration (PR) for C₃ (tall fescue, *P. laxum*, *P. hylaicum*, and *P. rivulare*) and intermediate (*P. milioides*, *P. schenckii*, and *P. decipiens*) species at three oxygen concentrations. Estimates of AP rates at 44.5% O₂ were interpolated from the data presented in Figure 1 to obtain values of PR and g_t at 44.5% O₂. Vertical bars represent \pm SD of the means.

where C_a = external CO₂ concentration. Photorespiration was estimated as the intercept of the AP- C_a relationship at $C_a = 0$, thus $PR = g_t \Gamma$. Limitations to the estimates obtained in this way are that: (a) AP and Γ were not determined under exactly the same conditions; (b) some of the photorespired CO₂ is refixed before escaping the leaf and is thus undetected; and (c) the CO₂ response curve of AP may not be linear between Γ and $C_a = 0$. Because of the second limitation, and perhaps the third, PR is underestimated. Nevertheless, the relationships are worth considering because they indicate the nature of the reduced O₂ response in the intermediate *Panicum* species.

Average values of g_t and PR for the intermediate and C₃ species are presented in Figure 3. Average PR values for the C₃ species increased from 2.9 mg CO₂ dm⁻² h⁻¹ at 2% O₂ to 14.4 mg CO₂ dm⁻² h⁻¹ at 44% O₂ (Fig. 3B), an O₂ effect on PR similar to that reported for other C₃ species (8). In the intermediate species, however, estimated PR was low and responded very little to O₂. In contrast to O₂ effects on PR, the slopes of the CO₂ response curves (g_t) were affected in a similar way in the C₃ and intermediate species as shown by the similar slopes in Figure 3A. Although the g_t values in Figure 3A include conductance of the air-leaf boundary layer and stomata, these have been shown to be unaffected by O₂ (19), so the effect of O₂ is mainly on mesophyll conductance. The O₂ response of mesophyll conductance has been attributed mainly to its effect on carboxylation (13). If a portion of the CO₂ assimilated by the intermediate *Panicums* is fixed by a C₄ cycle as proposed by Rathnam and Chollet (21, 22) for *P. milioides*, a decrease in O₂ sensitivity of carboxylation efficiency

and PR would probably result. It appears, however, that the reduced response of AP to O₂ in *P. milioides*, *P. schenckii*, and *P. decipiens* is due mainly to a low and unresponsive PR rather than reduced inhibition of carboxylation of RuBP. A similar conclusion is drawn by Brown (unpublished data) from a study of O₂ effects on the response of AP to intercellular CO₂ concentration in *P. milioides* and *P. schenckii*.

LITERATURE CITED

1. BJÖRKMAN O, M NOBS, R PEARCY, J BOYNTON, J BERRY 1971 Characteristics of hybrids between C₃ and C₄ species of *Atriplex*. In MD Hatch, CB Osmond, RO Slatyer, eds, Photosynthesis and Photorespiration. Wiley-Interscience, New York, pp 105-119
2. BLACK CC 1973 Photosynthetic carbon fixation in relation to net CO₂ uptake. Annu Rev Plant Physiol 24: 253-286
3. BLACK CC, LD GOLDSTEIN, TB RAY, DP KESTLER, BC MAYNE 1976 The relationship of plant metabolism to internal leaf and cell morphology and to the efficiency of CO₂ assimilation. In RH Burris, CC Black, eds, CO₂ Metabolism and Plant Productivity. University Park Press, Baltimore, pp 113-139
4. BROWN RH, WV BROWN 1975 Photosynthetic characteristics of *Panicum milioides*, a species with reduced photorespiration. Crop Sci 15: 681-685
5. BROWN WV 1977 The Kranz syndrome and its subtypes in grass systematics. Memoirs Torrey Bot Club 23: 1-97
6. DITTRICH P, WH CAMPBELL, CC BLACK 1973 Phosphoenolpyruvate carboxylase in plants exhibiting Crassulacean acid metabolism. Plant Physiol 52: 357-361
7. DOWNTON WJS 1971 Check list of C₄ species. In MD Hatch, CB Osmond, RO Slatyer, eds, Photosynthesis and Photorespiration. Wiley-Interscience New York, pp 554-558
8. FORRESTER ML, G KROTKOV, CD NELSON 1966 Effect of oxygen on photosynthesis, photorespiration and respiration in detached leaves. I. Soybean. Plant Physiol 41: 422-427
9. FOSTER A, CC BLACK 1977 *Panicum maximum* photosynthesis. In Photosynthetic Organelles. Special Issue, Plant Cell Physiol, pp 325-340
10. GOLDSTEIN LD, TB RAY, DP KESTLER, BC MAYNE, RH BROWN, CC BLACK 1976 Biochemical characterization of *Panicum* species which are intermediate between C₃ and C₄ photosynthetic plants. Plant Sci Lett 6: 85-90
11. GUTIERREZ M, VE GRACEN, GE EDWARDS 1974 Biochemical and cytological relationships in C₄ plants. Planta 119: 279-300
12. KANAI R, M KASHIWAGI 1975 *Panicum milioides*, a Gramineae plant having Kranz leaf anatomy with C₄ photosynthesis. Plant Cell Physiol 16: 669-679
13. KECK RW, WL OGREN 1976 Differential O₂ response of photosynthesis in soybean and *Panicum milioides*. Plant Physiol 58: 552-555
14. KESTLER DP, BC MAYNE, TB RAY, LD GOLDSTEIN, RH BROWN, CC BLACK 1975 Biochemical components of the photosynthetic CO₂ compensation point of higher plants. Biochem Biophys Res Commun 66: 1439-1445
15. KRENZER EG, DN MOSS, RK CROOKSTON 1975 Carbon dioxide compensation points of flowering plants. Plant Physiol 56: 194-206
16. KU SB, GE EDWARDS 1978 Photosynthetic efficiency of *Panicum hians* and *Panicum milioides* in relation to C₃ and C₄ plants. Plant Cell Physiol 19: 665-675
17. KU SB, GE EDWARDS, R KANAI 1976 Distribution of enzymes related to C₃ and C₄ pathway of photosynthesis between mesophyll and bundle sheath cells of *Panicum hians* and *Panicum milioides*. Plant Cell Physiol 17: 615-620
18. MORGAN JA, RH BROWN 1979 Photosynthesis in grass species differing in CO₂ fixation pathways. II. A search for species with intermediate gas exchange and anatomical characteristics. Plant Physiol 64: 257-262
19. PEISKER M, P APEL 1975 Influence of oxygen on photosynthesis and photorespiration in leaves in *Triticum aestivum* L. I. Relationship between oxygen concentration, CO₂ compensation point, and intracellular resistance to CO₂ uptake. Photosynthetica 9: 16-23
20. QUEBEDEAUX B, R CHOLLET 1977 Comparative growth analysis of *Panicum* species with differing rates of photorespiration. Plant Physiol 59: 42-44
21. RATHNAM CKM, R CHOLLET 1978 CO₂ donation by malate and aspartate reduces photorespiration in *Panicum milioides*, a C₃-C₄ intermediate species. Biochem Biophys Res Commun 85: 801-808
22. RATHNAM CKM, R CHOLLET 1979 Phosphoenolpyruvate carboxylase reduces photorespiration in *Panicum milioides*, a C₃-C₄ intermediate species. Arch Biochem Biophys 193: 346-354
23. WILLMER CM, JE PALLAS, CC BLACK 1973 Carbon dioxide metabolism in leaf epidermal tissue. Plant Physiol 52: 448-452
24. WINTERMANS JFGM, A DEMOTS 1965 Spectrophotometric characteristics of chlorophyll and their pheophytins in ethanol. Biochim Biophys Acta 109: 448-453