



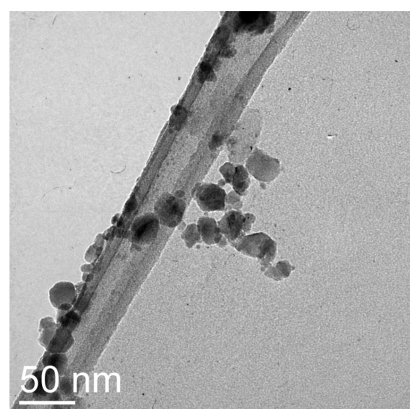
Supporting information Figure S1: TEM images of the nanoparticles used in this study after dispersion.




A



B



C



D

A and B: Titanium dioxide

C and D: Copper oxide