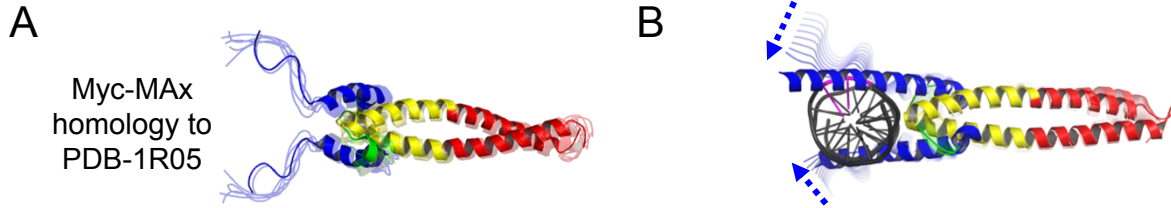
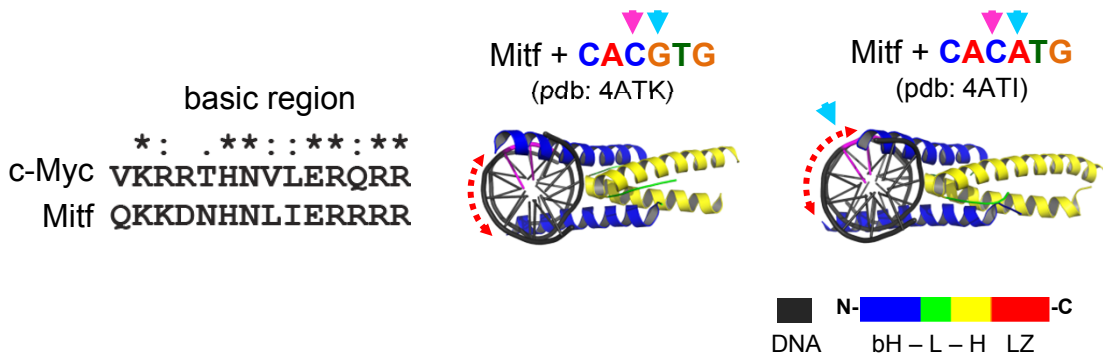


# Soufi-Zaret Supp. Figure 6 (related to Figures 5 and 6)

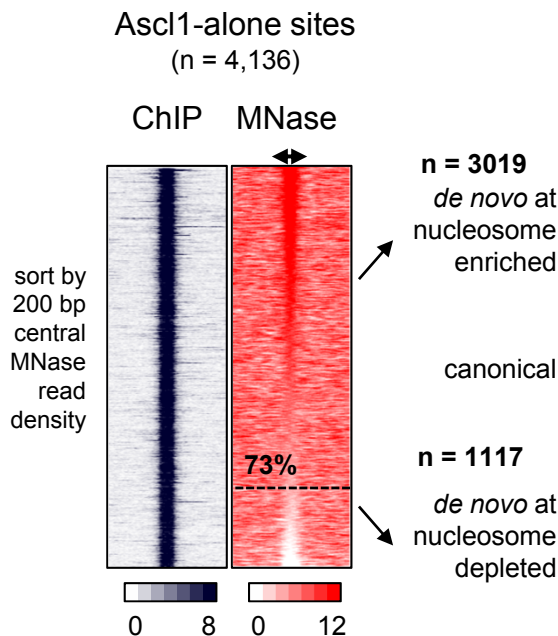
The apparent rigidity of bHLH of c-Myc restricts its binding to nucleosome



**C** Mitf crystal structures show the extent of the basic helix 1 correlates with variation of the central CANNTG E-box motif.



**D** Ascl1 mostly targets nucleosomal sites *in vivo*



**E** Ascl1 recognizes centrally-degenerate E-box motif within nucleosomes

