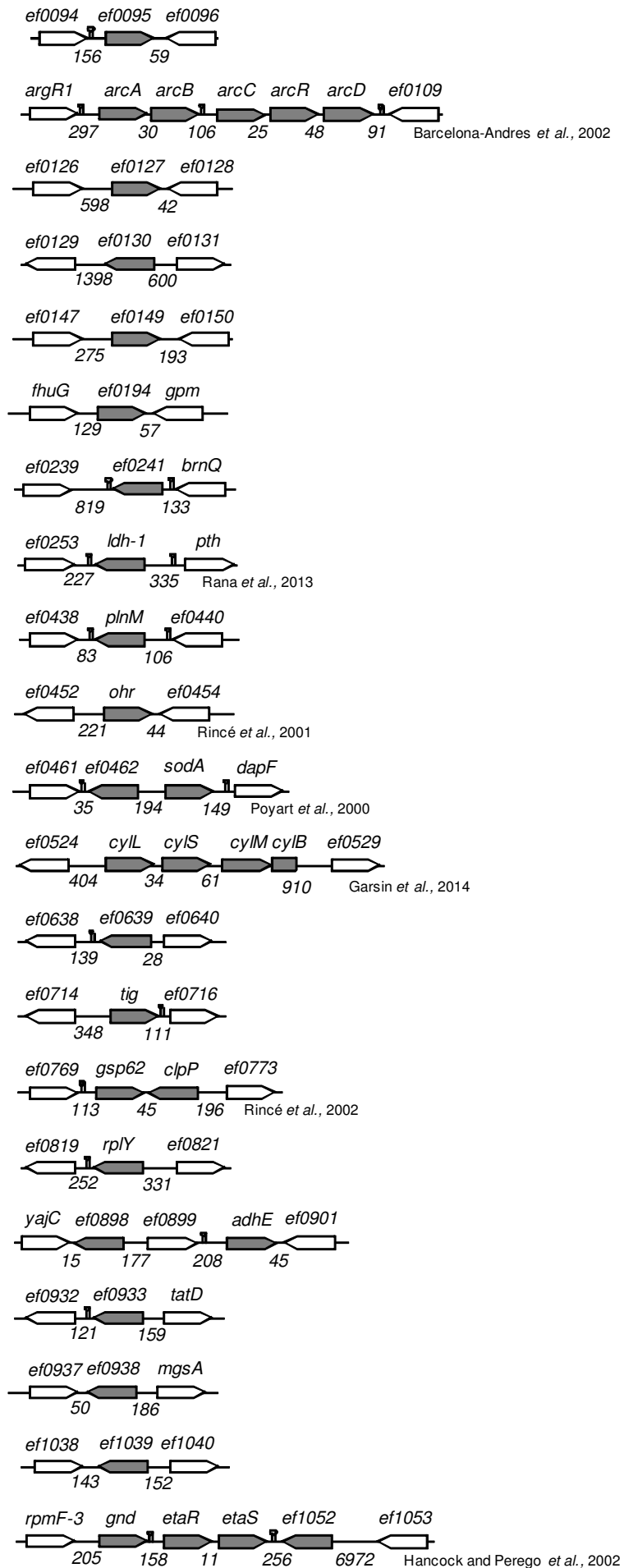


## Figure S1-A



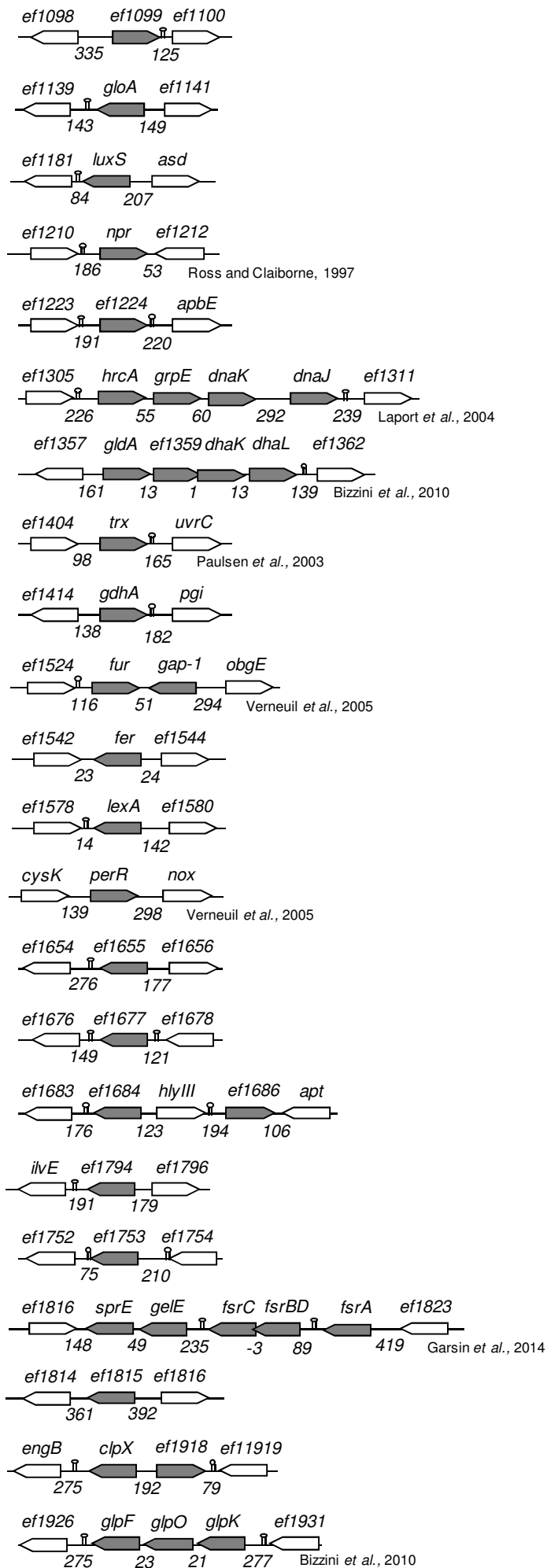


Figure S1-A

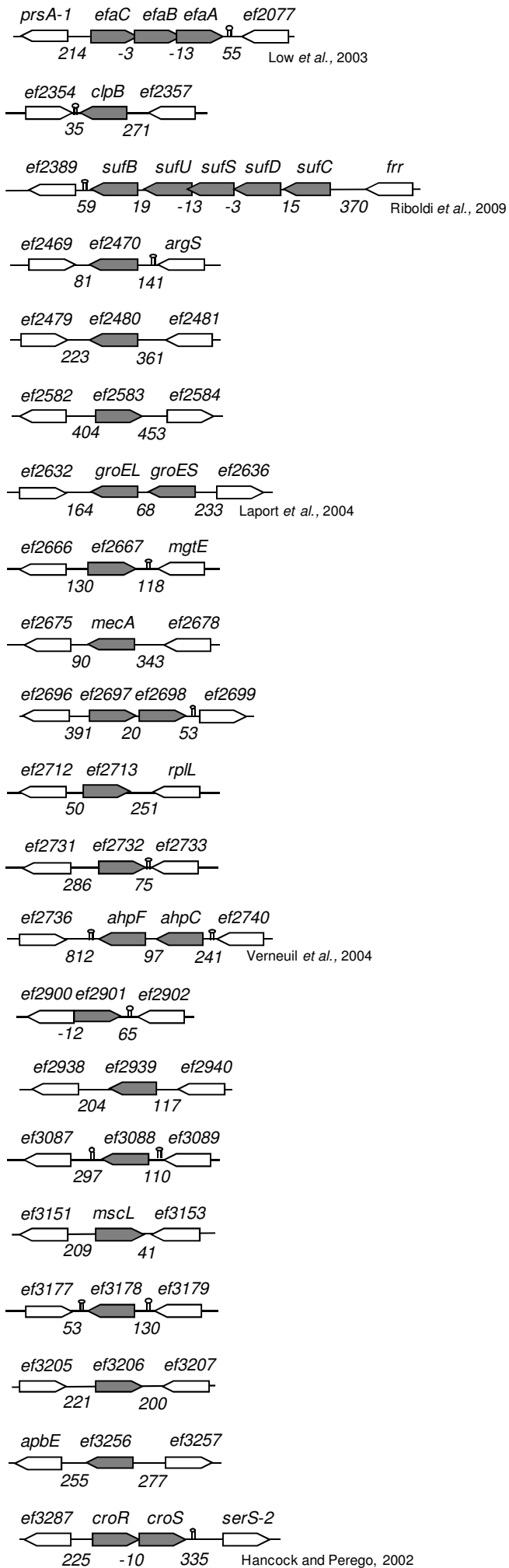



Figure S1-B





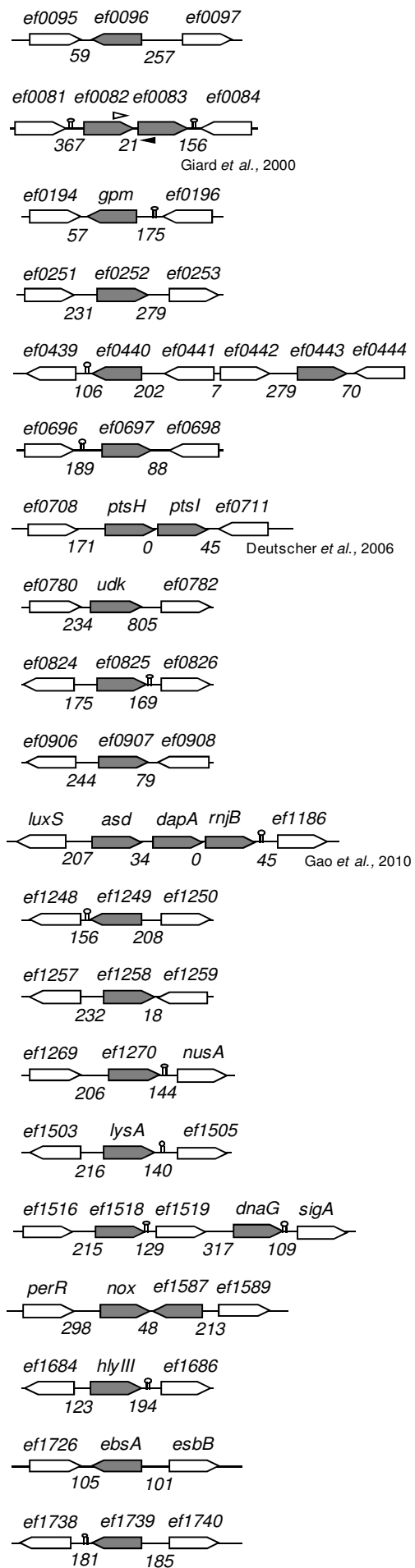


Figure S1-B



## Figure S1 – C



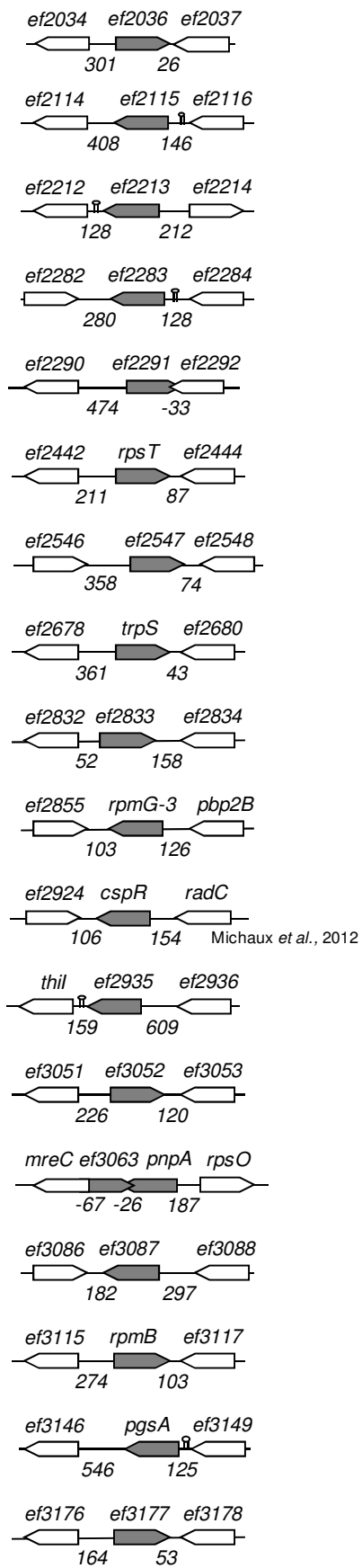




Figure S1-D




Figure S1-D


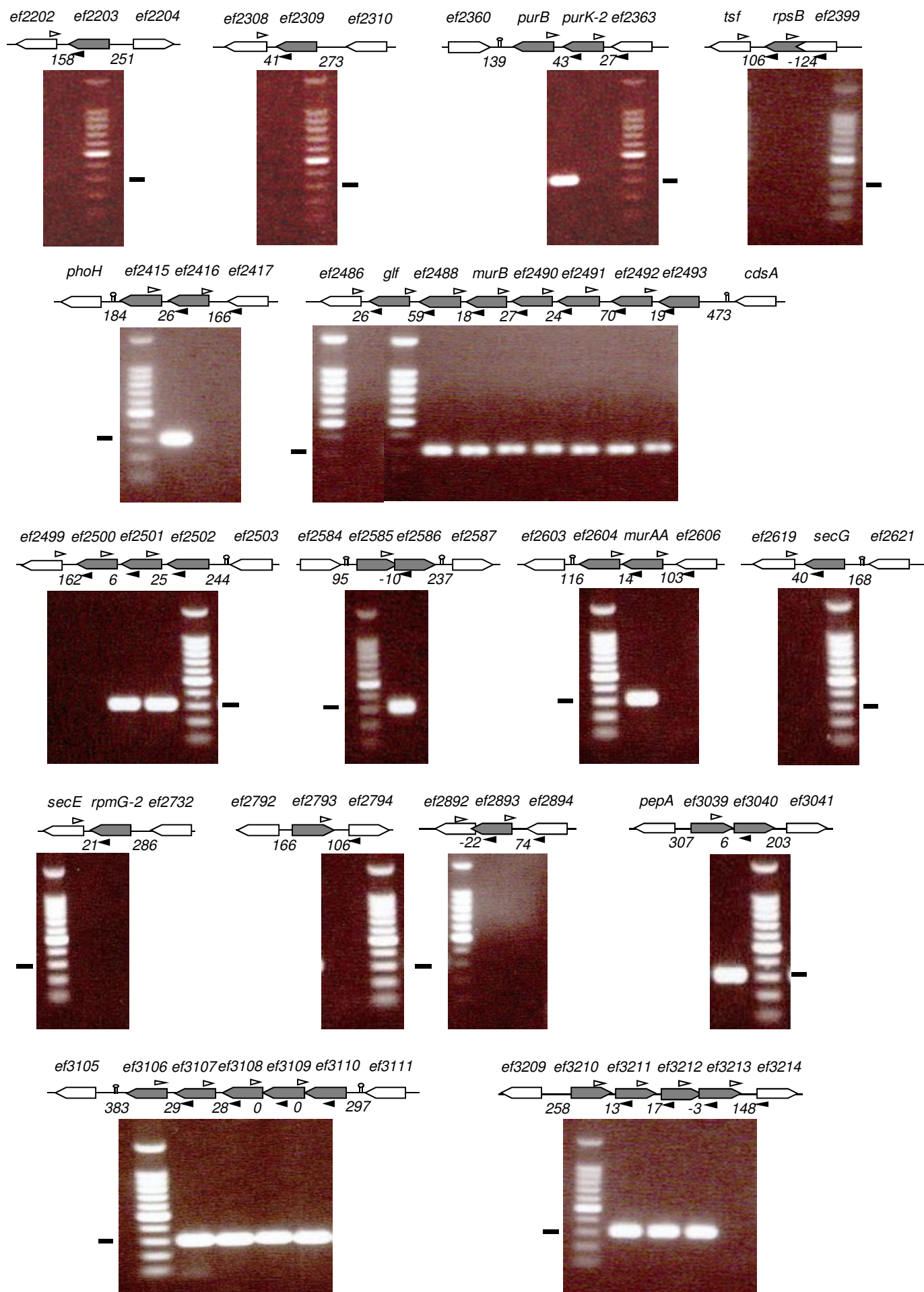


Figure S1-D



## Supplemental references

Barcelona-Andrés B, Marina A, Rubio V (2002) Gene structure, organization, expression, and potential regulatory mechanisms of arginine catabolism in *Enterococcus faecalis*. *J Bacteriol* 184: 6289–6300.

Rana NF, Sauvageot N, Laplace J-M, Bao Y, Nes I, et al. (2013) Redox balance via lactate dehydrogenase is important for multiple stress resistance and virulence in *Enterococcus faecalis*. *Infect Immun* 81: 2662–2668. doi:10.1128/IAI.01299-12.

Rincé A, Giard JC, Pichereau V, Flahaut S, Auffray Y (2001) Identification and characterization of *gsp65*, an organic hydroperoxide resistance (*ohr*) gene encoding a general stress protein in *Enterococcus faecalis*. *J Bacteriol* 183: 1482–1488. doi:10.1128/JB.183.4.1482-1488.2001.

Poyart C, Quesnes G, Trieu-Cuot P (2000) Sequencing the gene encoding manganese-dependent superoxide dismutase for rapid species identification of enterococci. *J Clin Microbiol* 38: 415–418.

Garsin DA, Frank KL, Silanpää J, Ausubel FM, Hartke A, et al. (2014) Pathogenesis and Models of Enterococcal Infection. In: Gilmore MS, Clewell DB, Ike Y, Shankar N, editors. *Enterococci: From Commensals to Leading Causes of Drug Resistant Infection*. Boston: Massachusetts Eye and Ear Infirmary. Available: <http://www.ncbi.nlm.nih.gov/books/NBK190426/>. Accessed 25 June 2014.

Rincé A, Uguen M, Le Breton Y, Giard J-C, Flahaut S, et al. (2002) The *Enterococcus faecalis* gene encoding the novel general stress protein *Gsp62*. *Microbiol Read Engl* 148: 703–711

Hancock L, Perego M (2002) Two-Component Signal Transduction in *Enterococcus faecalis*. *J Bacteriol* 184: 5819–5825. doi:10.1128/JB.184.21.5819-5825.2002.

Ross RP, Claiborne A (1997) Evidence for regulation of the NADH peroxidase gene (*npr*) from *Enterococcus faecalis* by *OxyR*. *FEMS Microbiol Lett* 151: 177–183.

Laport MS, Lemos JAC, Bastos Md M do CF, Burne RA, Giambiagi-De Marval M (2004) Transcriptional analysis of the *groE* and *dnaK* heat-shock operons of *Enterococcus faecalis*. *Res Microbiol* 155: 252–258. doi:10.1016/j.resmic.2004.02.002.

Bizzini A, Zhao C, Budin-Verneuil A, Sauvageot N, Giard J-C, et al. (2010) Glycerol is metabolized in a complex and strain-dependent manner in *Enterococcus faecalis*. *J Bacteriol* 192: 779–785. doi:10.1128/JB.00959-09.

Paulsen IT, Banerjee L, Myers GSA, Nelson KE, Seshadri R, et al. (2003) Role of mobile DNA in the evolution of vancomycin-resistant *Enterococcus faecalis*. *Science* 299: 2071–2074. doi:10.1126/science.1080613.

Verneuil N, Rincé A, Sanguinetti M, Auffray Y, Hartke A, et al. (2005) Implication of *hypR* in the virulence and oxidative stress response of *Enterococcus faecalis*. *FEMS Microbiol Lett* 252: 137–141. doi:10.1016/j.femsle.2005.08.043.

Verneuil N, Rincé A, Sanguinetti M, Posteraro B, Fadda G, et al. (2005) Contribution of a PerR-like regulator to the oxidative-stress response and virulence of *Enterococcus faecalis*. *Microbiol Read Engl* 151: 3997–4004. doi:10.1099/mic.0.28325-0.

Low YL, Jakubovics NS, Flatman JC, Jenkinson HF, Smith AW (2003) Manganese-dependent regulation of the endocarditis-associated virulence factor EfaA of *Enterococcus faecalis*. *J Med Microbiol* 52: 113–119.

Riboldi GP, Verli H, Frazzon J (2009) Structural studies of the *Enterococcus faecalis* SufU [Fe-S] cluster protein. *BMC Biochem* 10: 3. doi:10.1186/1471-2091-10-3.

Verneuil N, Sanguinetti M, Le Breton Y, Posteraro B, Fadda G, et al. (2004) Effects of the *Enterococcus faecalis* hypR gene encoding a new transcriptional regulator on oxidative stress response and intracellular survival within macrophages. *Infect Immun* 72: 4424–4431. doi:10.1128/IAI.72.8.4424-4431.2004.

Giard JC, Rince A, Capiiaux H, Auffray Y, Hartke A (2000) Inactivation of the stress- and starvation-inducible *gls24* operon has a pleiotrophic effect on cell morphology, stress sensitivity, and gene expression in *Enterococcus faecalis*. *J Bacteriol* 182: 4512–4520.

Deutscher J, Francke C, Postma PW (2006) How phosphotransferase system-related protein phosphorylation regulates carbohydrate metabolism in bacteria. *Microbiol Mol Biol Rev* MMBR 70: 939–1031. doi:10.1128/MMBR.00024-06.

Gao P, Pinkston KL, Nallapareddy SR, van Hoof A, Murray BE, et al. (2010) *Enterococcus faecalis* *mjB* is required for pilin gene expression and biofilm formation. *J Bacteriol* 192: 5489–5498. doi:10.1128/JB.00725-10.

Michaux C, Martini C, Shioya K, Ahmed Lecheheb S, Budin-Verneuil A, et al. (2012) CspR, a cold shock RNA-binding protein involved in the long-term survival and the virulence of *Enterococcus faecalis*. *J Bacteriol* 194: 6900–6908. doi:10.1128/JB.01673-12.