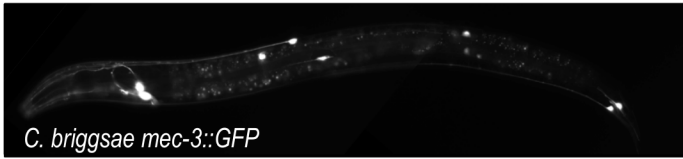

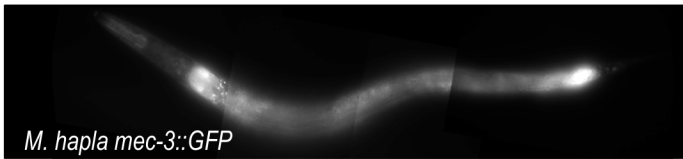



A




B



C



D



S3 Figure.
Expression patterns directed by diverse *mec-3* regulatory sequences in *C. elegans*. (A-D) *C. elegans mec-3* regulatory sequence drives expression of *mCherry* in all transgenic strains; (A) *C. briggsae*, (B) *M. hapla*, (C) *B. malayi*, (D) *T. spiralis mec-3* regulatory sequences drive expression of *GFP*. Animals photographed at 400x magnification. Images are mosaics of single animals.