

Supplementary Information

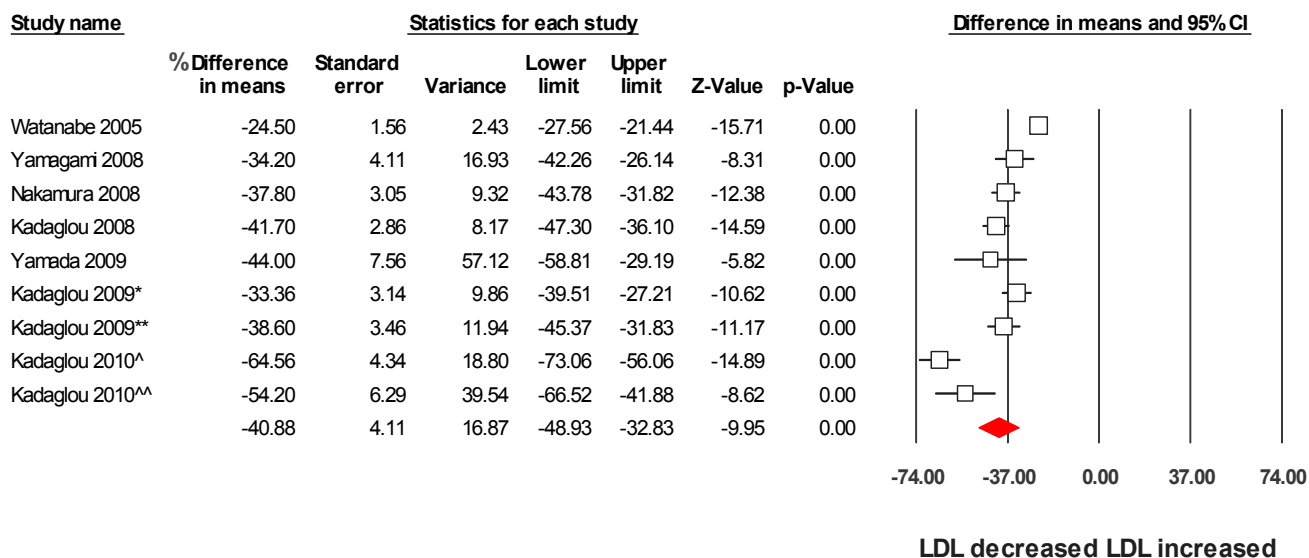


Figure S1. Effect of statins on LDL. Note: Kadaglou 2009 [17] has divided and analyzed patients into two groups: the first group (*) was on statin, but underwent contralateral carotid artery stenting (CAS), and the second group (**) was treated only with statins. Kadaglou 2010 [18] has divided and analyzed patients into two groups: the first group (^) received atorvastatin 10–20 mg and the second group (^^) atorvastatin 80 mg.

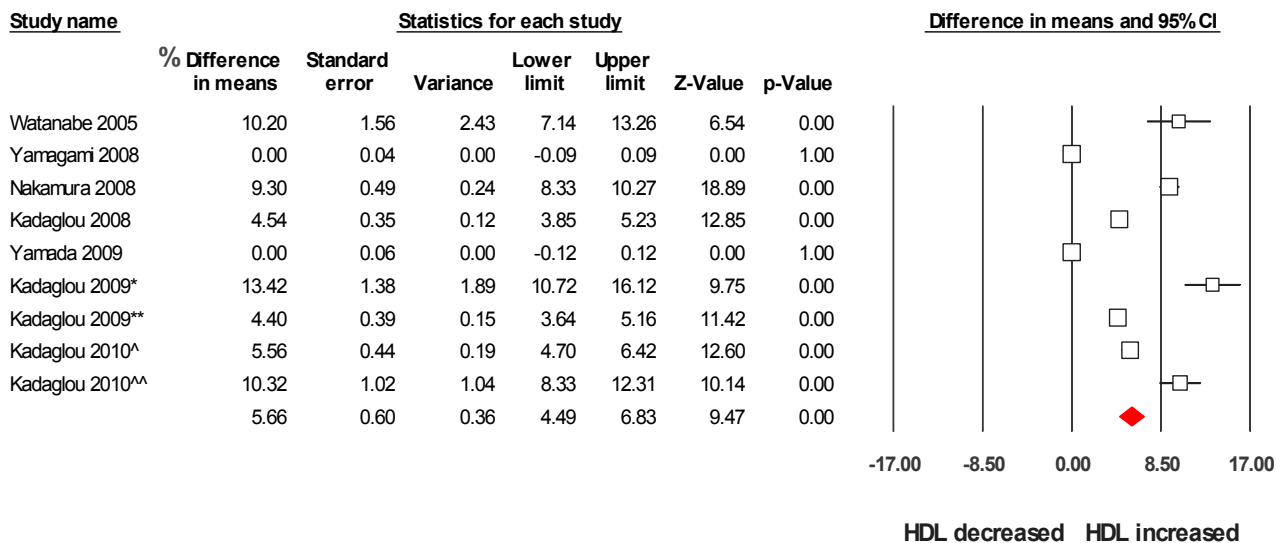


Figure S2. Effects of statins on HDL. Note: Kadaglou 2009 [17] has divided and analyzed patients into two groups: the first group (*) was on statin, but underwent contralateral carotid artery stenting (CAS), and the second group (**) was treated only with statins. Kadaglou 2010 [18] has divided and analyzed patients into two groups: the first group (^) received atorvastatin 10–20 mg and the second group (^^) atorvastatin 80 mg.

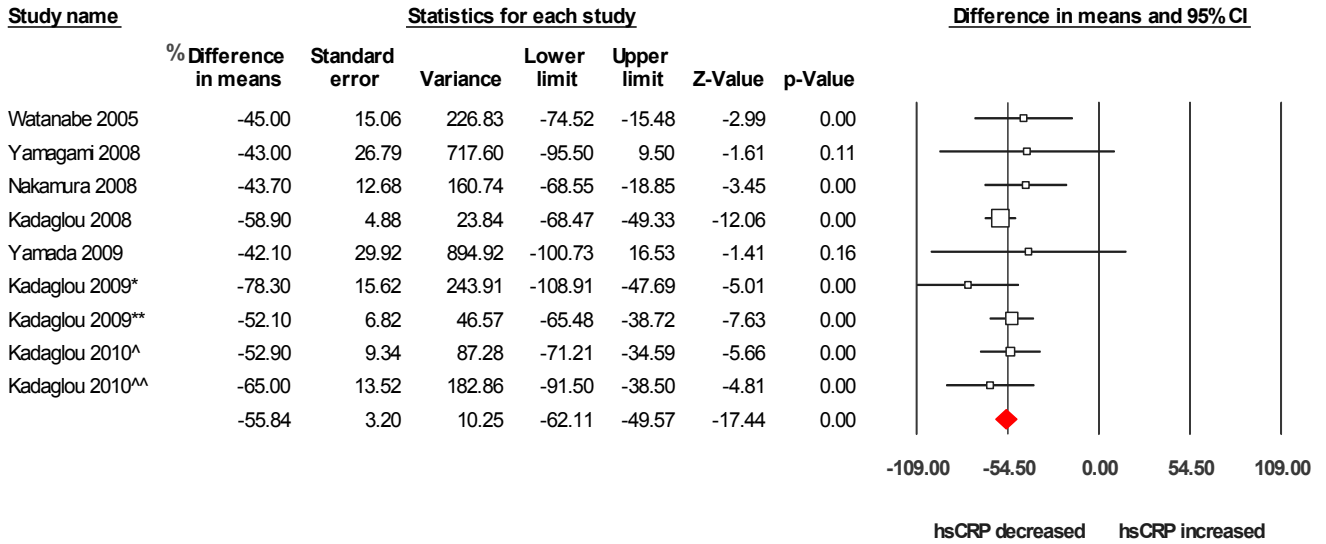


Figure S3. Effects of statins on hsCRP. Note: Kadaglou 2009 [17] has divided and analyzed patients into two groups: the first group (*) was on statin, but underwent contralateral carotid artery stenting (CAS), and the second group (**) was treated only with statins. Kadaglou 2010 [18] has divided and analyzed patients into two groups: the first group (^) received atorvastatin 10–20 mg and the second group (^^) atorvastatin 80 mg.