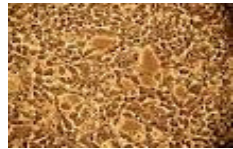


transfected



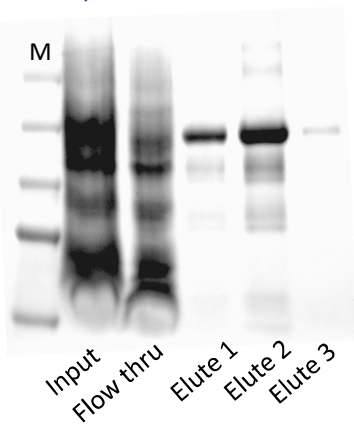
HEK 293 CELLS

Cell lysis in RIPA buffer

AKAP1 purified by affinity chromatography using Anti-DYKDDDDK-agarose Beads

Agarose Bead **AKAP1**

Coomassie Brilliant Blue stained SDS-PAGE

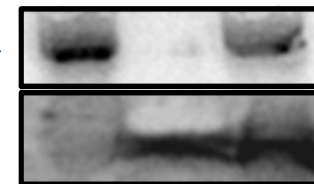


Eluted and Analyzed **AKAP1-ERβ** Protein Interaction by SDS-PAGE

Boiled in SDS-PAGE gel loading buffer

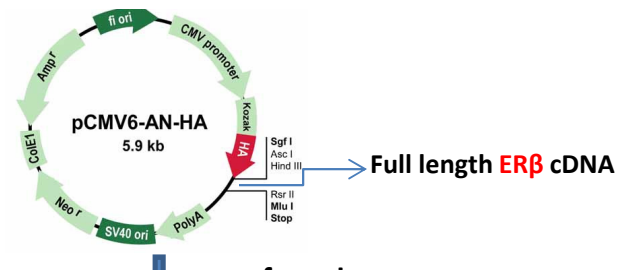


Western Blot Analysis of **AKAP1-ERβ** Interaction

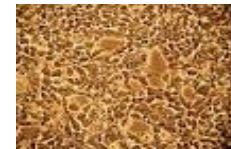


WB: anti-DDK antibody

WB: anti-HA antibody



transfected



HEK 293 CELLS

Cell lysis in RIPA buffer



Lysate containing **HA-ERβ** (Prey) protein

Binding **HA-ERβ** (Prey) protein to immobilized **AKAP1**



Washed away unbound proteins

