
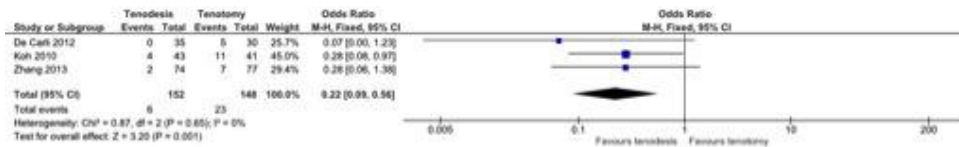


### Appendix 3.

A.




B.



C.



D.



Forest plots comparing clinical outcomes following long head of the biceps tenodesis or tenotomy performed concurrently with rotator cuff repair. Forest plots showing results for LHB tenodesis and RCR versus LHB tenotomy and RCR for (A) postoperative Constant score, (B) biceps deformity, (C) biceps cramping, and (D) patient satisfaction. IV, inverse variance; M-H, Mantel-Haenszel.