

SUPPLEMENTARY INFORMATION

Avidity-controlled hydrogels for injectable co-delivery of induced pluripotent stem cell-derived endothelial cells and growth factors

Widya Mulyasmita,¹ Lei Cai,^{2,3} Ruby E. Dewi,² Arshi Jha,^{3,4} Sabrina D. Ullmann,⁵
Richard H. Luong,⁶ Ngan F. Huang,^{3,4,7} and Sarah C. Heilshorn^{1,2,3,*}

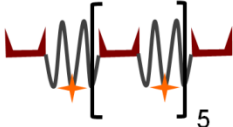


Peptide	Schematic	Amino Acid Sequence
C7		MGSSHHHHHHSSGLVPRGSSSGHIDDDDKVDGT [RLPAGWEQRM ² DKGRPYFVDHVT ² KSTTWED ² PRPE] GTLDEL [AGAGAGPEG] ₂ RGDSAGPEG [AGAGAGPEG] ₂ ELLDGT ([RLPAGWEQRM ² DKGRPYFVDHVT ² KSTTWED ² PRPE] GTLDEL [AG AGAGPEG] ₂ RGDSAGPEG [AGAGAGPEG] ₂ ELLDGT) ₅ [RLPAGWEQRM ² DKGRPYFVDHVT ² KSTTWED ² PRPE] GTLE
P1		EYPPYPPPPYPSG
P2		EYPPYPPPPYPSGGGGGEYPPYPPPPYPSG

Fig. S1. Amino acid sequences of C7, P1, and P2.