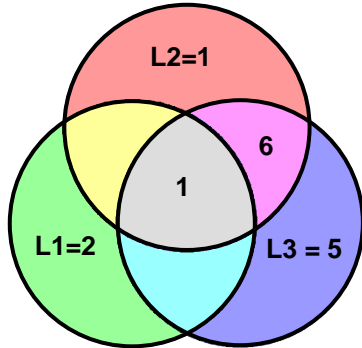
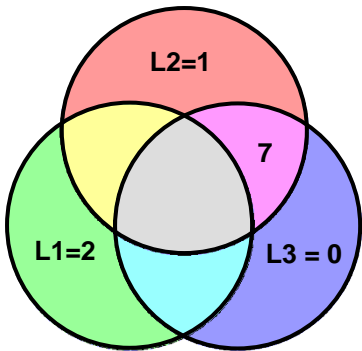


List 1: Control vs OA; List 2: Globally t=(0-21); List 3: Differential miRNAs in Osteoarthritis t= (0-21)				
Common	Unique in List 1	Unique in List 2	Unique in List 3	List 2- List 3
hsa-miR-210	hsa-miR-181a-5p hsa-miR-193b-3p	hsa-miR-27b-3p	hsa-miR-539-5p hsa-miR-628-5p hsa-miR-433 hsa-miR-138-5p hsa-miR-370	hsa-miR-197-3p hsa-miR-222-3p hsa-miR-296-5p hsa-miR-335-5p hsa-miR-628-3p hsa-miR-379-3p



List 1: Control vs OA; List 2: Globally t=(10-21); List 3: Differential miRNAs in Osteoarthritis MSCs t= (10-21)				
Common	Unique in List 1	Unique in List 2	Unique in List 3	List 2- List 3
		hsa-miR-296-5p		hsa-miR-222 hsa-miR-24-2-5p hsa-miR-27b-3p hsa-miR-335-5p hsa-miR-370 hsa-miR-410 hsa-miR-543

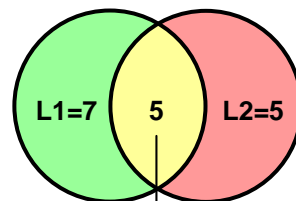
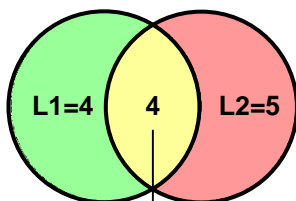


Differential miRNAs between days 0-21 (List 1) and 10-21 (List 2) in MSCs (Globally)

Common	Unique in List 1	Unique in List 2
hsa-miR-222-3p hsa-miR-27b-3p hsa-miR-296-5p hsa-miR-335-5p	hsa-miR-197-3p hsa-miR-210 hsa-miR-497-5p hsa-miR-628-3p	hsa-miR-24-2-5p hsa-miR-370 hsa-miR-410 hsa-miR-543 hsa-miR-134

Differential miRNAs between days 0-21 (List 1) and 10-21 (List 2) in Osteoarthritis MSCs

Common	Unique in List 1	Unique in List 2
hsa-miR-222 hsa-miR-335-5p hsa-miR-370 hsa-miR-433 hsa-miR-379-3p	hsa-miR-197-3p hsa-miR-210 hsa-miR-296-5p hsa-miR-497-5p hsa-miR-539-5p hsa-miR-628-3p hsa-miR-628-5p	hsa-miR-24-2-5p hsa-miR-27b-3p hsa-miR-410 hsa-miR-543 hsa-miR-134



hsa-miR-222
hsa-miR-335-5p
hsa-miR-379-3p