

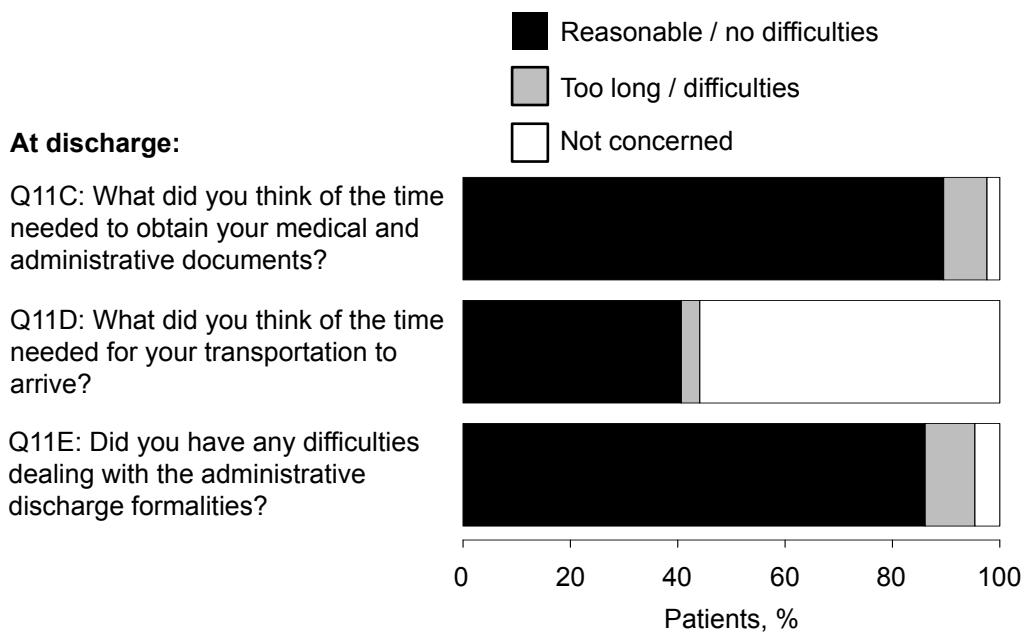
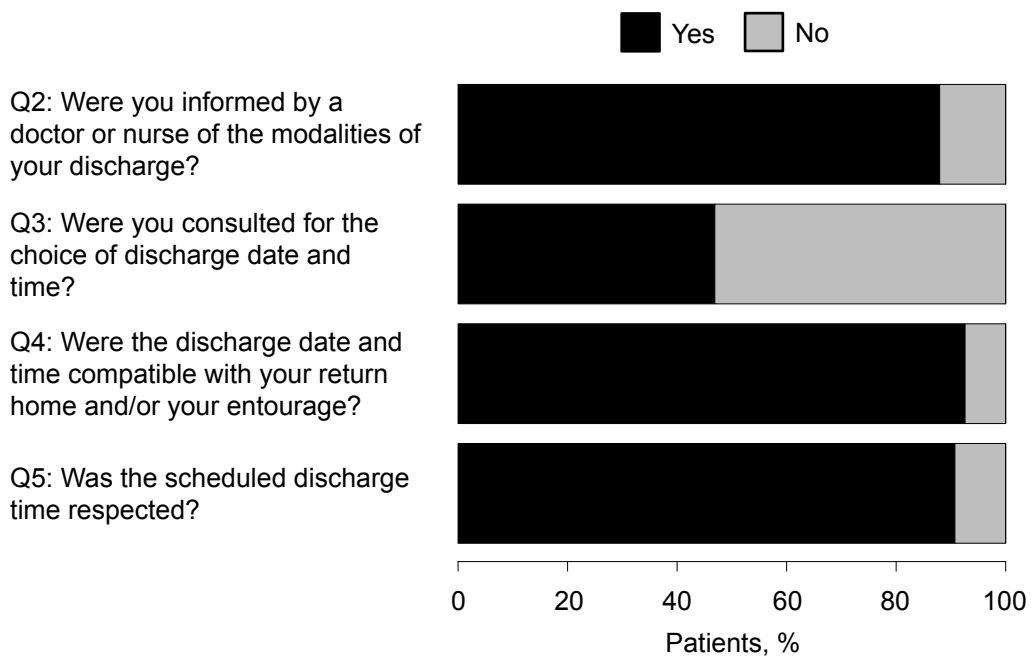
# MULTIMEDIA APPENDIX 3

Other figures supplementing the main manuscript.

**Figure A3-1**

Item 1 score: discharge-logistics organization (Q2, Q3, Q4, Q5, Q11C–E).

**Item 1 score, median [interquartile]: 0.86 [0.8–1]**

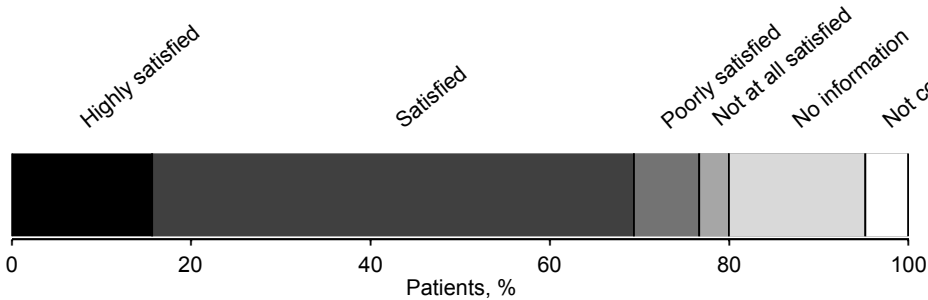


**Figure A3-2**

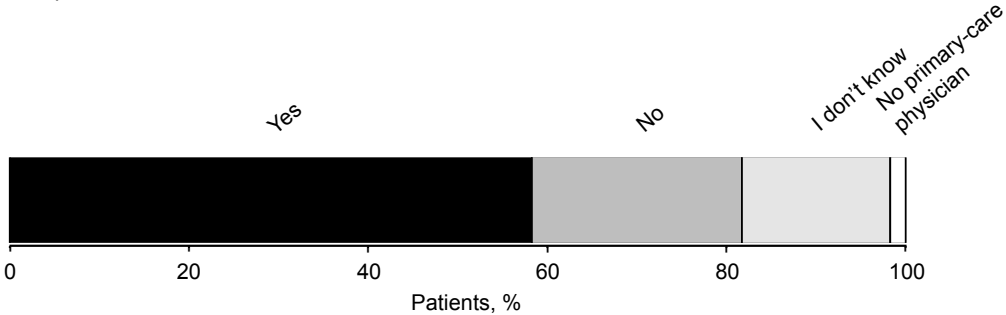
Item 2 score: preplanned post-hospitalization continuity-of-care organization (Q7, Q9, Q10).

**Item 2 score, median [interquartile] = 0.67 [0.58–0.92]**

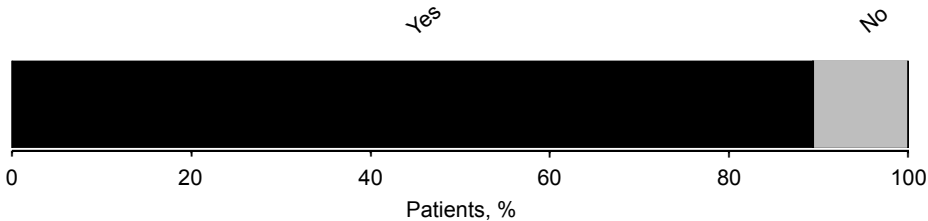
Q7: What did you think about the information provided by the medical or nursing staff when you received your discharge documents?



Q9: Was your primary-care physician informed of your hospitalization?



Q10: Did you have the phone number of the unit in which you were hospitalized?



**Figure A3-3**

Item 3 score: patients' impressions of the hospital-discharge process (Q11A, Q11B, Q11F, Q11G).

**Item 3 score, median [interquartile] = 1 [0.75–1]**

**At discharge:**

Q11A: What did you think about your discharge organization?



Q11B: What did you think about returning home?



Q11F: What did you think about the information provided?



Q11G: What did you think about the healthcare team's availability and listening to you?



0 20 40 60 80 100  
Patients, %