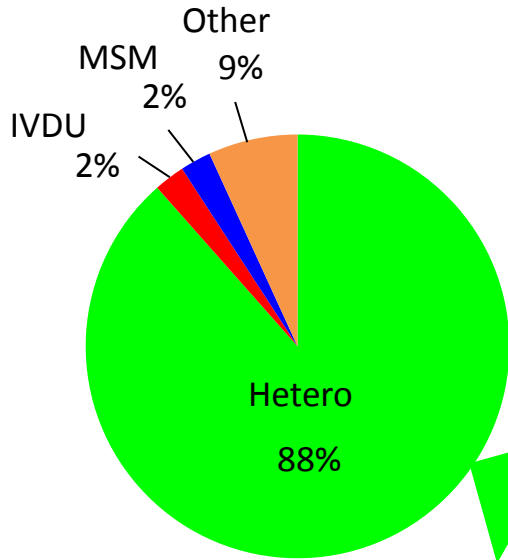
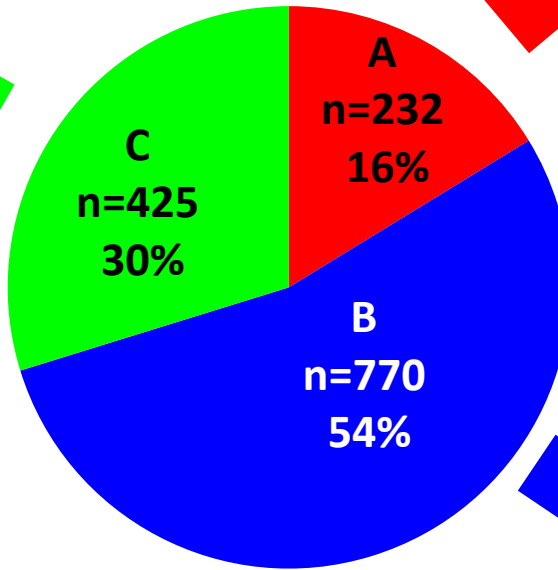


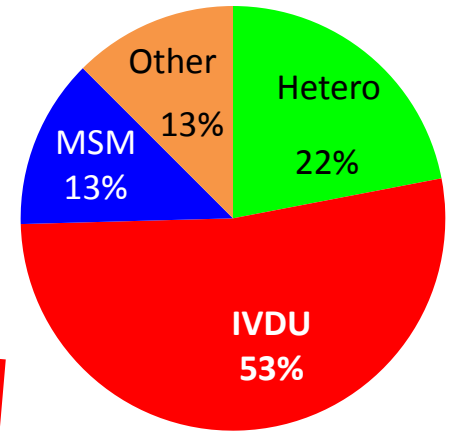
# Total N=1427



Origin	N	Percent
Ethiopian	377	89
FSU	10	2
Israeli	24	6
Other	14	3



Origin	N	Percent
Ethiopian	2	0.3
FSU	100	13
Israeli	564	73
Other	104	14



Origin	N	Percent
Ethiopian	3	1.3
FSU	165	71
Israeli	41	18
Other	23	10

