

Supplemental materials for: Singh GM, Micha R, Khatibzadeh S, Lim S, Ezzati M, Mozaffarian D. The global burden of disease due to sugar-sweetened beverage consumption.

Table of Contents: Supplemental material for online publication

Supplemental Table 1. Characteristics of global data sources on sugar-sweetened beverage intake in adults....._____

Supplemental Table 2: SSB-attributable mortality by country, age, and sex....._____

Supplemental Table 3: SSB-attributable DALYs by country, age, and sex....._____

Supplemental Figure 1. SSB-attributable mortality in the world’s twenty most populous countries. Mortality is standardized per million of population as described in Figure 2. Note that y-axis scales differ in each panel....._____

Supplemental Table 1: Characteristics of global data sources on sugar-sweetened beverage intake in adults

Region*	Number of surveys (% nationally representative)	Time period of survey data	Total sample size	Regional adult (age 20+) population (millions)	Dietary assessment method (% of surveys in the region that assessed diet by each method)			
					Multiple dietary recalls	Food-frequency questionnaire	Single dietary recall	Household availability survey
Australia and New Zealand	3 (100)	1995-1996	21,709	19	0	0	100	0
Central Asia/ Eastern and Central Europe	4 (75)	1988-2006	12,977	296	8	21	0	71
East and Southeast Asia	12 (80)	1995-2008	302,292	1512	0	55	45	0
High-income North America	2 (100)	2004-2006	70,011	244	100	0	0	0
Latin America and Caribbean	5 (75)	1993-2007	32,282	364	17	50	33	0
North Africa and Middle East	3 (67)	1990-2009	76,790	267	25	25	50	0
South Asia	0 (0)	---	---	935	---	---	---	---
Sub-Saharan Africa	1 (100)	1995	1,502	400	0	100	0	0
Western Europe	32 (91)	1981-2009	94,408	317	18	11	14	57
Overall	62 (88)	1981-2009	611,971	4353	16	20	17	47

*Countries in each region are as follows:

Australia/New Zealand: Australia, New Zealand.

East/Central Eurasia: Albania, Armenia, Azerbaijan, Bulgaria, Bosnia and Herzegovina, Belarus, Czech Republic, Estonia, Georgia, Croatia, Hungary, Kazakhstan, Kyrgyzstan, Lithuania, Latvia, Moldova, Macedonia, Montenegro, Mongolia, Poland, Romania, Russian Federation, Serbia, Slovakia, Slovenia, Tajikistan, Turkmenistan, Ukraine, Uzbekistan

East/Southeast Asia: Brunei Darussalam, China, Fiji, Micronesia, Indonesia, Japan, Cambodia, Kiribati, Republic of Korea, Lao People's Democratic Republic, Sri Lanka, Maldives, Marshall Islands, Myanmar, Malaysia, Philippines, Papua New Guinea, Democratic People's Republic of Korea, Singapore, Solomon Islands, Thailand, Timor-Leste, Tonga, Taiwan, Viet Nam, Vanuatu, Samoa.

Latin America/Caribbean: Argentina, Antigua and Barbuda, Bahamas, Belize, Bolivia, Brazil, Barbados, Chile, Colombia, Costa Rica, Cuba, Dominica, Dominican Republic, Ecuador, Grenada, Guatemala, Guyana, Honduras, Haiti, Jamaica, Saint Lucia, Mexico, Nicaragua, Panama, Peru, Paraguay, El Salvador, Suriname, Trinidad and Tobago, Uruguay, Saint Vincent and the Grenadines, Venezuela.

North Africa/Middle East: United Arab Emirates, Bahrain, Algeria, Egypt, Iran, Iraq, Jordan, Kuwait, Lebanon, Libyan Arab Jamahiriya, Morocco, Oman, Occupied Palestinian Territory, Qatar, Saudi Arabia, Syrian Arab Republic, South Asia: Afghanistan, Bangladesh, Bhutan, India, Nepal, Pakistan.

Sub-Saharan Africa: Angola, Burundi, Benin, Burkina Faso, Botswana, Central African Republic, Côte d'Ivoire, Cameroon, Democratic Republic of the Congo, Congo, Comoros, Cape Verde, Djibouti, Eritrea, Ethiopia, Gabon, Ghana, Guinea, Gambia, Guinea-Bissau, Equatorial Guinea, Kenya, Liberia, Lesotho, Madagascar, Mali, Mozambique, Mauritania, Mauritius, Malawi, Namibia, Niger, Nigeria, Rwanda, Sudan, Senegal, Sierra Leone, Somalia, São Tomé and Príncipe, Swaziland, Seychelles, Chad, Togo, United Republic of Tanzania, Uganda, South Africa, Zambia, Zimbabwe.

Western Europe: Andorra, Austria, Belgium, Switzerland, Cyprus, Germany, Denmark, Spain, Finland, France, United Kingdom, Greece, Ireland, Iceland, Israel, Italy, Luxembourg, Malta, Netherlands, Norway, Portugal, Sweden.

Supplemental Table 2. Deaths attributable to SSB consumption in 2010 by country, age, and sex

Country	Sex	Age	Population characteristics			Number of deaths attributable to SSBs (95% UI)				Deaths per million adults attributable to SSBs (95% UI)				Proportion of deaths attributable to SSBs (95% UI)			
			Population (millions)	Mean SSBs (servings/day)	Mean BMI (kg/m ²)	CVD	Diabetes	Cancers	Total	CVD	Diabetes	Cancers	Total	CVD	Diabetes	Cancers	Total
Afghanistan	Women	Ages 20 to 44	1.99	0.4 (0.2, 0.7)	21 (17, 25)	11 (6, 17)	44 (23, 65)	1 (0, 2)	56 (35, 78)	3 (2, 5)	13 (7, 20)	0 (0, 0)	17 (11, 24)	0.4 (0.2, 0.7)	5.9 (3.1, 8.8)	0.1 (0.1, 0.2)	1.4 (0.9, 1.9)
Afghanistan	Women	Ages 45 to 64	1.38	0.2 (0.1, 0.4)	22 (18, 25)	38 (20, 59)	166 (111, 220)	2 (1, 3)	206 (143, 266)	28 (14, 43)	120 (80, 159)	1 (1, 2)	149 (103, 193)	0.4 (0.2, 0.6)	6.5 (4.4, 8.6)	0.2 (0.1, 0.3)	1.6 (1.1, 2.1)
Afghanistan	Women	Ages 65 and older	1.67	0.2 (0.1, 0.3)	21 (15, 26)	22 (11, 34)	92 (49, 134)	1 (0, 1)	115 (67, 162)	61 (31, 94)	255 (135, 371)	2 (1, 4)	319 (185, 449)	0.2 (0.1, 0.2)	2.8 (1.5, 4.1)	0.1 (0.1, 0.2)	0.6 (0.4, 0.9)
Afghanistan	Women	Overall	5.05	0.3 (0.1, 0.5)	21 (17, 25)	72 (37, 109)	302 (228, 372)	4 (2, 6)	377 (289, 463)	14 (7, 22)	60 (45, 74)	1 (0, 1)	75 (57, 92)	0.3 (0.1, 0.4)	4.6 (3.5, 5.7)	0.2 (0.1, 0.2)	1.1 (0.8, 1.3)
Afghanistan	Men	Ages 20 to 44	2.17	0.5 (0.2, 0.8)	21 (18, 23)	7 (3, 11)	22 (12, 32)	0 (0, 0)	29 (18, 40)	2 (1, 3)	6 (3, 9)	0 (0, 0)	8 (5, 11)	0.5 (0.2, 0.8)	6.0 (3.2, 8.7)	0.1 (0.0, 0.2)	1.6 (1.0, 2.2)
Afghanistan	Men	Ages 45 to 64	1.48	0.2 (0.1, 0.4)	21 (18, 24)	0 (0, 0)	0 (0, 0)	0 (0, 0)	0 (0, 0)	0 (0, 0)	0 (0, 0)	0 (0, 0)	0 (0, 0)	0.0 (0.0, 0.0)	0.0 (0.0, 0.0)	0.0 (0.0, 0.0)	0.0 (0.0, 0.0)
Afghanistan	Men	Ages 65 and older	1.78	0.2 (0.1, 0.3)	20 (17, 24)	0 (0, 0)	0 (0, 0)	0 (0, 0)	0 (0, 0)	0 (0, 0)	0 (0, 0)	0 (0, 0)	0 (0, 0)	0.0 (0.0, 0.0)	0.0 (0.0, 0.0)	0.0 (0.0, 0.0)	0.0 (0.0, 0.0)
Afghanistan	Men	Overall	5.43	0.3 (0.1, 0.5)	20 (18, 23)	7 (3, 11)	22 (12, 32)	0 (0, 0)	29 (18, 40)	1 (1, 2)	4 (2, 6)	0 (0, 0)	5 (3, 7)	0.0 (0.0, 0.1)	0.5 (0.3, 0.8)	0.0 (0.0, 0.0)	0.1 (0.1, 0.2)
Afghanistan	Both	Overall	10.5	0.3 (0.1, 0.5)	21 (17, 24)	78 (40, 120)	324 (248, 395)	4 (2, 6)	406 (312, 494)	7 (4, 11)	31 (24, 38)	0 (0, 1)	39 (30, 47)	0.2 (0.1, 0.3)	3.1 (2.4, 3.8)	0.1 (0.1, 0.2)	0.7 (0.5, 0.8)
Albania	Women	Ages 20 to 44	0.25	0.4 (0.1, 0.6)	24 (22, 26)	0 (0, 1)	1 (0, 1)	0 (0, 0)	1 (1, 2)	1 (1, 1)	1 (1, 2)	0 (0, 0)	3 (2, 3)	1.1 (0.7, 1.5)	10.8 (7.6, 13.8)	0.3 (0.2, 0.4)	1.2 (0.9, 1.5)
Albania	Women	Ages 45 to 64	0.334	0.2 (0.1, 0.3)	27 (25, 30)	2 (1, 3)	2 (1, 3)	1 (0, 1)	5 (4, 7)	7 (4, 10)	6 (4, 8)	2 (1, 2)	15 (11, 20)	0.8 (0.5, 1.1)	6.2 (4.2, 8.2)	0.3 (0.2, 0.4)	0.9 (0.6, 1.1)
Albania	Women	Ages 65 and older	0.376	0.1 (0.0, 0.2)	27 (25, 30)	10 (6, 14)	6 (4, 7)	1 (0, 1)	16 (11, 21)	59 (34, 87)	34 (25, 44)	4 (2, 5)	97 (68, 128)	0.4 (0.2, 0.5)	3.4 (2.5, 4.4)	0.3 (0.2, 0.4)	0.5 (0.3, 0.7)
Albania	Women	Overall	0.959	0.2 (0.1, 0.4)	26 (24, 29)	13 (8, 18)	8 (7, 10)	1 (1, 2)	22 (16, 29)	13 (8, 19)	9 (7, 11)	1 (1, 2)	23 (17, 30)	0.4 (0.3, 0.6)	4.1 (3.2, 5.0)	0.3 (0.2, 0.4)	0.6 (0.4, 0.7)
Albania	Men	Ages 20 to 44	0.234	0.4 (0.1, 0.7)	26 (24, 28)	1 (1, 2)	1 (1, 1)	0 (0, 0)	2 (2, 3)	3 (2, 5)	2 (2, 3)	0 (0, 0)	6 (4, 7)	1.4 (0.9, 2.0)	12.0 (8.7, 15.1)	0.3 (0.1, 0.4)	1.9 (1.4, 2.4)
Albania	Men	Ages 45 to 64	0.342	0.2 (0.1, 0.3)	28 (26, 30)	7 (4, 10)	4 (2, 5)	0 (0, 1)	11 (8, 14)	20 (12, 29)	10 (7, 14)	1 (1, 2)	32 (22, 41)	0.8 (0.5, 1.2)	6.4 (4.3, 8.5)	0.2 (0.1, 0.4)	1.0 (0.7, 1.3)
Albania	Men	Ages 65 and older	0.342	0.1 (0.0, 0.2)	26 (25, 28)	12 (7, 18)	6 (4, 7)	1 (0, 1)	18 (12, 24)	84 (49, 122)	38 (26, 50)	4 (2, 6)	126 (86, 168)	0.4 (0.3, 0.6)	3.9 (2.6, 5.0)	0.2 (0.1, 0.3)	0.5 (0.4, 0.7)
Albania	Men	Overall	0.917	0.3 (0.1, 0.4)	26 (25, 28)	20 (12, 29)	10 (8, 12)	1 (1, 1)	32 (22, 41)	22 (14, 32)	11 (9, 13)	1 (1, 2)	35 (24, 45)	0.5 (0.3, 0.8)	4.9 (3.9, 5.9)	0.2 (0.1, 0.3)	0.7 (0.5, 0.9)
Albania	Both	Overall	1.88	0.2 (0.1, 0.4)	26 (24, 29)	33 (20, 47)	19 (16, 21)	2 (1, 3)	54 (38, 70)	18 (11, 25)	10 (8, 11)	1 (1, 2)	29 (20, 37)	0.5 (0.3, 0.7)	4.5 (3.8, 5.2)	0.3 (0.2, 0.4)	0.6 (0.5, 0.8)
Algeria	Women	Ages 20 to 44	3.33	0.5 (0.1, 0.9)	26 (24, 27)	11 (6, 16)	80 (59, 100)	2 (1, 3)	93 (71, 115)	2 (1, 3)	14 (10, 17)	0 (0, 1)	16 (12, 20)	1.8 (1.0, 2.6)	13.5 (9.9, 16.8)	0.5 (0.3, 0.7)	5.9 (4.5, 7.3)
Algeria	Women	Ages 45 to 64	2.66	0.3 (0.1, 0.5)	28 (26, 30)	32 (19, 46)	152 (105, 198)	4 (2, 6)	188 (138, 239)	12 (7, 17)	57 (39, 74)	1 (1, 2)	71 (52, 90)	1.0 (0.6, 1.5)	7.4 (5.1, 9.7)	0.4 (0.2, 0.6)	3.4 (2.5, 4.3)
Algeria	Women	Ages 65 and older	3.33	0.2 (0.1, 0.3)	25 (22, 29)	56 (36, 79)	240 (172, 307)	3 (2, 5)	300 (229, 374)	63 (40, 87)	266 (191, 340)	4 (2, 6)	333 (254, 415)	0.4 (0.3, 0.6)	3.6 (2.6, 4.6)	0.4 (0.2, 0.6)	1.5 (1.1, 1.8)
Algeria	Women	Overall	9.31	0.3 (0.1, 0.6)	26 (24, 28)	99 (63, 137)	472 (390, 561)	9 (6, 13)	580 (479, 685)	11 (7, 15)	51 (42, 60)	1 (1, 1)	62 (51, 74)	0.6 (0.3, 0.8)	5.1 (4.2, 6.0)	0.4 (0.2, 0.6)	2.1 (1.7, 2.5)
Algeria	Men	Ages 20 to 44	3.42	0.5 (0.2, 0.9)	24 (23, 25)	14 (9, 19)	116 (84, 144)	1 (1, 1)	130 (98, 161)	2 (2, 3)	20 (14, 25)	0 (0, 0)	22 (17, 27)	1.4 (0.9, 1.9)	13.5 (9.7, 16.8)	0.2 (0.1, 0.3)	7.3 (5.5, 9.1)
Algeria	Men	Ages 45 to 64	2.65	0.3 (0.1, 0.5)	26 (24, 27)	40 (24, 57)	171 (117, 227)	2 (1, 2)	213 (154, 273)	15 (9, 22)	65 (44, 86)	1 (0, 1)	80 (58, 103)	1.0 (0.6, 1.4)	7.5 (5.1, 9.9)	0.2 (0.1, 0.3)	3.5 (2.5, 4.5)
Algeria	Men	Ages 65 and older	3.2	0.2 (0.1, 0.3)	25 (23, 27)	40 (27, 55)	197 (140, 257)	1 (1, 2)	239 (180, 301)	56 (37, 75)	271 (192, 353)	2 (1, 3)	329 (248, 414)	0.4 (0.3, 0.5)	3.9 (2.8, 5.1)	0.1 (0.1, 0.2)	1.6 (1.2, 2.0)
Algeria	Men	Overall	9.27	0.3 (0.1, 0.6)	25 (23, 26)	94 (60, 128)	485 (394, 568)	4 (2, 5)	582 (478, 679)	10 (6, 14)	52 (42, 61)	6 (3, 7)	63 (52, 73)	0.6 (0.4, 0.8)	5.9 (4.8, 6.9)	0.2 (0.1, 0.2)	2.5 (2.1, 3.0)
Algeria	Both	Overall	18.6	0.3 (0.1, 0.6)	25 (23, 27)	193 (124, 265)	957 (838, 1080)	13 (8, 19)	1163 (1007, 1321)	10 (7, 14)	51 (45, 58)	1 (0, 1)	63 (54, 71)	0.6 (0.4, 0.8)	5.5 (4.8, 6.2)	0.3 (0.2, 0.5)	2.3 (2.0, 2.6)
Andorra	Women	Ages 20 to 44	0.00534	0.7 (0.2, 1.3)	25 (22, 29)	0 (0, 0)	0 (0, 0)	0 (0, 0)	0 (0, 0)	0 (0, 0)	1 (1, 1)	0 (0, 0)	1 (1, 2)	1.9 (1.1, 2.8)	15.2 (10.5, 19.7)	0.4 (0.2, 0.6)	1.6 (1.2, 2.0)
Andorra	Women	Ages 45 to 64	0.0112	0.3 (0.1, 0.5)	28 (24, 32)	0 (0, 0)	0 (0, 0)	0 (0, 0)	0 (0, 0)	2 (1, 3)	6 (4, 8)	2 (1, 3)	10 (7, 13)	1.0 (0.6, 1.5)	7.8 (5.1, 10.6)	0.3 (0.2, 0.4)	1.1 (0.8, 1.4)
Andorra	Women	Ages 65 and older	0.0148	0.2 (0.1, 0.4)	26 (21, 32)	0 (0, 1)	1 (0, 1)	0 (0, 0)	1 (1, 2)	50 (24, 81)	71 (51, 91)	11 (6, 16)	131 (94, 174)	0.3 (0.2, 0.5)	3.0 (2.1, 3.8)	0.3 (0.1, 0.4)	0.6 (0.4, 0.8)
Andorra	Women	Overall	0.0314	0.5 (0.1, 0.8)	26 (22, 31)	0 (0, 1)	1 (1, 1)	0 (0, 0)	1 (1, 2)	15 (7, 24)	22 (16, 28)	4 (2, 5)	40 (29, 52)	0.3 (0.2, 0.5)	3.2 (2.4, 4.0)	0.3 (0.2, 0.4)	0.6 (0.4, 0.8)
Andorra	Men	Ages 20 to 44	0.0055	0.9 (0.3, 1.5)	27 (24, 29)	0 (0, 0)	0 (0, 0)	0 (0, 0)	0 (0, 0)	2 (1, 2)	3 (2, 4)	0 (0, 0)	5 (4, 6)	2.1 (1.3, 3.0)	16.7 (11.3, 22.0)	0.4 (0.2, 0.6)	3.7 (2.8, 4.7)
Andorra	Men	Ages 45 to 64	0.011	0.3 (0.1, 0.6)	29 (26, 31)	0 (0, 0)	0 (0, 0)	0 (0, 0)	0 (0, 0)	11 (7, 15)	15 (10, 20)	2 (1, 4)	28 (21, 35)	1.0 (0.6, 1.4)	8.2 (5.6, 10.8)	0.3 (0.2, 0.4)	1.5 (1.1, 1.9)
Andorra	Men	Ages 65 and older	0.0127	0.3 (0.1, 0.4)	28 (24, 31)	0 (0, 1)	1 (0, 1)	0 (0, 0)	1 (1, 1)	63 (37, 96)	82 (63, 102)	15 (9, 21)	160 (117, 206)	0.4 (0.2, 0.6)	3.6 (2.7, 4.4)	0.2 (0.1, 0.3)	0.7 (0.5, 0.9)
Andorra	Men	Overall	0.0292	0.5 (0.2, 0.9)	28 (25, 30)	1 (0, 1)	1 (1, 1)	0 (0, 0)	1 (1, 2)	19 (11, 28)	25 (20, 30)	4 (3, 6)	48 (36, 60)	0.5 (0.3, 0.7)	4.3 (3.4, 5.1)	0.2 (0.1, 0.3)	0.9 (0.6, 1.1)
Andorra	Both	Overall	0.0606	0.5 (0.1, 0.8)	27 (23, 31)	1 (1, 1)	1 (1, 2)	0 (0, 0)	3 (2, 3)	16 (9, 24)	23 (20, 27)	4 (2, 6)	44 (33, 55)	0.4 (0.2, 0.6)	3.7 (3.1, 4.2)	0.2 (0.1, 0.3)	0.7 (0.5, 0.9)
Angola	Women	Ages 20 to 44	1.29	0.8 (0.2, 1.4)	23 (19, 27)	3 (1, 4)	30 (21, 38)	0 (0, 0)	33 (24, 41)	1 (1, 2)	14 (10, 18)	0 (0, 0)	15 (11, 19)	1.1 (0.6, 1.8)	16.4 (11.7, 20.6)	0.3 (0.1, 0.4)	6.8 (4.9, 8.5)
Angola	Women	Ages 45 to 64	0.92	0.4 (0.1, 0.7)	25 (21, 29)	6 (3, 9)	60 (40, 80)	1 (0, 1)	67 (46, 88)	7 (3, 10)	65 (44, 87)	1 (0, 1)	73 (50, 95)	0.6 (0.3, 0.8)	8.2 (5.5, 10.9)	0.2 (0.1, 0.3)	3.2 (2.2, 4.2)
Angola	Women	Ages 65 and older	1.1	0.3 (0.1, 0.5)	23 (18, 29)	9 (5, 14)	52 (34, 70)	1 (0, 1)	62 (42, 81)	34 (17, 52)	197 (129, 269)	3 (1, 4)	235 (161, 308)	0.3 (0.1, 0.4)	4.8 (3.1, 6.5)	0.2 (0.1, 0.3)	1.3 (0.9, 1.8)
Angola	Women	Overall	3.3	0.5 (0.1, 0.9)	24 (19, 28)	18 (9, 27)	142 (114, 171)	2 (1, 3)	161 (130, 192)	5 (3, 8)	43 (34, 52)	1 (0, 1)	49 (39, 58)	0.4 (0.2, 0.6)	7.1 (5.7, 8.6)	0.2 (0.1, 0.3)	2.3 (1.8, 2.7)
Angola	Men	Ages 20 to 44	1.26	0.9 (0.2, 1.5)	22 (19, 25)	4 (2, 7)	42 (29, 53)	0 (0, 0)	46 (34, 58)	2 (1, 3)	20 (14, 26)	0 (0, 0)	22 (17, 28)	1.1 (0.5, 1.7)	17.0 (12.0, 21.6)	0.3 (0.2, 0.5)	7.1 (5.3, 8.9)
Angola	Men	Ages 45 to 64	0.838	0.4 (0.1, 0.7)	23 (20, 26)	10 (5, 16)	73 (49, 98)	1 (1, 2)	85 (60, 110)	12 (6, 19)	87 (58, 117)	1 (1, 2)	101 (71, 131)	0.5 (0.3, 0.8)	8.7 (5.8, 11.6)	0.3 (0.2, 0.5)	2.9 (2.1, 3.8)
Angola	Men	Ages 65 and older	1.02	0.3 (0.1, 0.5)	22 (19, 26)	8 (4, 12)	44 (28, 60)	1 (0, 1)	53 (36, 70)	38 (19, 57)	210 (133, 286)	4 (2, 6)	251 (173, 332)	0.3 (0.1, 0.4)	5.2 (3.3, 7.1)	0.3 (0.1, 0.4)	1.4 (1.0, 1.8)
Angola	Men	Overall	3.12	0.6 (0.2, 0.9)	22 (19, 25)	23 (12, 35)	159 (130, 191)	2 (1, 3)	184 (152, 219)	7 (4, 11)	51 (42, 61)	1 (0, 1)	59 (49, 70)	0.4 (0.2, 0.7)	8.2 (6.7, 9.8)	0.3 (0.2, 0.5)	2.5 (2.1, 3.0)
Angola	Both	Overall	6.42	0.5 (0.1, 0.9)	23 (19, 27)	41 (21, 62)	301 (259, 343)	4 (2, 6)	345 (295, 397)	6 (3, 10)	47 (40, 53)	1 (0, 1)	54 (46, 62)	0.4 (0.2, 0.6)	7.6 (6.6, 8.7)	0.3 (0.1, 0.4)	2.4 (2.0, 2.7)
Antigua and Barbuda	Women	Ages 20 to 44	0.00628	0.7 (0.2, 1.3)	26 (22, 30)	0 (0, 0)	0 (0, 0)	0 (0, 0)	0 (0, 0)	1 (0, 1)	14 (9, 19)	0 (0, 1)	15 (11, 20)	2.2 (1.3, 3.4)	15.4 (10.3, 20.4)	0.5 (0.3, 0.7)	8.5 (5.9, 11.2)
Antigua and Barbuda	Women	Ages 45 to 64	0.00823														

Armenia	Women	Ages 20 to 44	0.254	0.3(0.1, 0.4)	25 (24, 26)	0 (0, 1)	3 (3, 4)	0 (0, 0)	4 (3, 5)	1 (1, 1)	8 (6, 10)	0 (0, 1)	9 (7, 11)	1.2(0.7, 1.7)	9.7(7.1, 12.3)	0.3(0.2, 0.4)	2.9(2.2, 3.7)
Armenia	Women	Ages 45 to 64	0.424	0.1(0.0, 0.2)	30 (28, 31)	3 (2, 4)	19 (13, 25)	1 (1, 1)	23 (17, 29)	7 (4, 10)	44 (31, 58)	2 (1, 3)	54 (39, 69)	0.7(0.5, 1.1)	5.7(4.0, 7.4)	0.2(0.1, 0.3)	2.1(1.5, 2.7)
Armenia	Women	Ages 65 and older	0.401	0.1(0.0, 0.2)	29 (25, 33)	17 (9, 26)	34 (24, 44)	1 (1, 1)	52 (38, 67)	80 (43, 124)	160 (113, 208)	5 (3, 7)	245 (179, 315)	0.3(0.2, 0.5)	3.2(2.3, 4.2)	0.2(0.1, 0.3)	0.7(0.5, 0.9)
Armenia	Women	Overall	1.08	0.2(0.0, 0.3)	28 (26, 30)	21 (12, 31)	56 (45, 68)	2 (1, 3)	79 (62, 96)	19 (11, 29)	52 (41, 63)	2 (1, 3)	73 (58, 89)	0.3(0.2, 0.5)	4.0(3.1, 4.8)	0.2(0.1, 0.3)	0.9(0.7, 1.1)
Armenia	Men	Ages 20 to 44	0.218	0.3(0.1, 0.5)	25 (24, 26)	2 (1, 3)	6 (4, 7)	0 (0, 0)	8 (6, 9)	5 (3, 7)	15 (11, 20)	0 (0, 0)	21 (16, 26)	1.0(0.6, 1.3)	9.7(7.0, 12.3)	0.1(0.1, 0.2)	2.7(2.1, 3.3)
Armenia	Men	Ages 45 to 64	0.323	0.1(0.0, 0.2)	27 (25, 28)	11 (6, 15)	18 (12, 24)	0 (0, 1)	29 (22, 37)	33 (20, 46)	56 (39, 75)	1 (1, 2)	90 (67, 113)	0.8(0.5, 1.1)	5.9(4.1, 8.0)	0.2(0.1, 0.3)	1.6(1.2, 2.0)
Armenia	Men	Ages 65 and older	0.276	0.1(0.0, 0.2)	26 (23, 28)	18 (10, 26)	22 (16, 29)	1 (0, 1)	40 (29, 52)	134 (78, 197)	169 (119, 218)	6 (3, 8)	308 (221, 396)	0.4(0.2, 0.5)	3.4(2.4, 4.4)	0.1(0.1, 0.2)	0.7(0.5, 0.9)
Armenia	Men	Overall	0.817	0.2(0.1, 0.3)	25 (24, 27)	30 (18, 43)	46 (37, 55)	1 (1, 2)	77 (60, 94)	37 (22, 52)	56 (45, 67)	2 (1, 2)	94 (73, 116)	0.5(0.3, 0.7)	4.5(3.7, 5.4)	0.2(0.1, 0.2)	0.9(0.7, 1.2)
Armenia	Both	Overall	1.9	0.2(0.1, 0.3)	27 (25, 28)	51 (30, 72)	102 (86, 117)	3 (2, 5)	156 (126, 187)	27 (16, 38)	54 (46, 62)	2 (1, 2)	82 (66, 99)	0.4(0.2, 0.6)	4.2(3.6, 4.8)	0.2(0.1, 0.3)	0.9(0.8, 1.1)
Australia	Women	Ages 20 to 44	1.45	0.5(0.1, 0.9)	26 (25, 26)	1 (1, 2)	6 (4, 7)	1 (1, 1)	8 (6, 10)	0 (0, 1)	2 (1, 2)	0 (0, 0)	3 (2, 3)	1.6(1.0, 2.3)	12.8(9.2, 16.4)	0.3(0.2, 0.5)	1.8(1.3, 2.2)
Australia	Women	Ages 45 to 64	2.79	0.2(0.1, 0.4)	29 (28, 30)	6 (4, 9)	22 (15, 30)	6 (3, 8)	34 (24, 43)	2 (1, 3)	8 (5, 11)	2 (1, 3)	12 (9, 15)	0.9(0.5, 1.2)	7.0(4.7, 9.5)	0.3(0.2, 0.4)	1.0(0.7, 1.3)
Australia	Women	Ages 65 and older	3.17	0.2(0.1, 0.3)	28 (27, 29)	60 (31, 98)	94 (69, 119)	15 (9, 22)	170 (125, 222)	37 (19, 60)	57 (42, 73)	9 (6, 13)	104 (77, 136)	0.3(0.1, 0.4)	2.7(2.0, 3.4)	0.2(0.1, 0.3)	0.5(0.4, 0.7)
Australia	Women	Overall	7.42	0.3(0.1, 0.5)	27 (26, 28)	68 (36, 108)	121 (94, 150)	22 (13, 31)	211 (161, 273)	9 (5, 15)	16 (13, 20)	3 (2, 4)	28 (22, 37)	0.3(0.2, 0.5)	3.2(2.5, 3.9)	0.2(0.1, 0.3)	0.6(0.4, 0.8)
Australia	Men	Ages 20 to 44	1.48	0.5(0.2, 0.9)	27 (26, 27)	5 (3, 7)	9 (6, 12)	1 (0, 1)	14 (10, 18)	2 (1, 2)	3 (2, 4)	0 (0, 0)	5 (3, 6)	1.6(1.0, 2.3)	12.6(8.6, 16.7)	0.3(0.2, 0.4)	2.9(2.1, 3.7)
Australia	Men	Ages 45 to 64	2.74	0.3(0.1, 0.4)	29 (28, 30)	22 (13, 31)	43 (29, 58)	7 (4, 10)	72 (53, 92)	8 (5, 11)	16 (11, 21)	3 (1, 4)	26 (19, 33)	0.9(0.5, 1.3)	7.2(4.9, 9.5)	0.3(0.1, 0.4)	1.5(1.1, 1.9)
Australia	Men	Ages 65 and older	2.9	0.2(0.1, 0.3)	28 (27, 28)	60 (32, 90)	110 (82, 139)	17 (10, 24)	187 (139, 239)	43 (23, 65)	80 (60, 101)	12 (7, 18)	136 (101, 174)	0.3(0.2, 0.5)	3.2(2.4, 4.0)	0.2(0.1, 0.3)	0.7(0.5, 0.9)
Australia	Men	Overall	7.12	0.3(0.1, 0.5)	28 (27, 28)	86 (50, 126)	163 (131, 196)	25 (15, 35)	273 (214, 341)	12 (7, 18)	23 (18, 28)	3 (2, 5)	38 (30, 48)	0.4(0.2, 0.6)	3.9(3.2, 4.7)	0.2(0.1, 0.3)	0.9(0.7, 1.1)
Australia	Both	Overall	14.5	0.3(0.1, 0.5)	27 (27, 28)	154 (91, 228)	284 (240, 327)	47 (28, 65)	485 (382, 602)	11 (6, 16)	20 (17, 23)	3 (2, 4)	33 (26, 41)	0.4(0.2, 0.5)	3.6(3.0, 4.1)	0.2(0.1, 0.3)	0.7(0.6, 0.9)
Austria	Women	Ages 20 to 44	0.535	0.6(0.5, 0.8)	23 (21, 26)	0 (0, 1)	1 (1, 1)	0 (0, 0)	2 (1, 2)	0 (0, 0)	1 (1, 1)	0 (0, 0)	1 (1, 2)	1.4(0.9, 2.0)	12.4(8.3, 16.7)	0.3(0.2, 0.5)	1.2(0.9, 1.6)
Austria	Women	Ages 45 to 64	1.14	0.3(0.2, 0.3)	27 (24, 30)	3 (2, 5)	9 (6, 12)	2 (1, 3)	14 (10, 18)	3 (2, 4)	8 (5, 10)	2 (1, 3)	12 (9, 16)	1.0(0.6, 1.4)	7.2(4.7, 9.7)	0.3(0.2, 0.4)	1.1(0.8, 1.4)
Austria	Women	Ages 65 and older	1.51	0.2(0.2, 0.3)	28 (24, 32)	49 (25, 78)	72 (51, 90)	9 (5, 13)	130 (95, 171)	57 (29, 89)	83 (59, 104)	10 (6, 15)	150 (109, 197)	0.3(0.2, 0.5)	2.7(1.9, 3.4)	0.3(0.2, 0.4)	0.6(0.5, 0.8)
Austria	Women	Overall	3.19	0.4(0.3, 0.5)	26 (23, 29)	53 (28, 82)	82 (60, 100)	12 (7, 17)	146 (108, 190)	17 (9, 26)	26 (19, 31)	4 (2, 5)	46 (34, 60)	0.4(0.2, 0.6)	2.9(2.2, 3.6)	0.3(0.2, 0.4)	0.7(0.5, 0.9)
Austria	Men	Ages 20 to 44	0.541	0.7(0.6, 0.9)	25 (24, 27)	2 (1, 3)	4 (3, 5)	0 (0, 0)	6 (4, 8)	2 (1, 2)	3 (2, 4)	0 (0, 0)	5 (4, 6)	1.8(1.1, 2.6)	14.7(9.9, 19.6)	0.3(0.2, 0.6)	3.4(2.5, 4.3)
Austria	Men	Ages 45 to 64	1.13	0.2(0.2, 0.3)	28 (26, 30)	12 (7, 17)	27 (18, 35)	3 (2, 4)	42 (31, 53)	11 (7, 15)	24 (16, 31)	3 (2, 4)	37 (28, 47)	1.0(0.6, 1.4)	7.6(5.1, 10.0)	0.3(0.2, 0.5)	1.8(1.3, 2.3)
Austria	Men	Ages 65 and older	1.27	0.3(0.2, 0.3)	27 (24, 30)	38 (22, 57)	66 (48, 83)	7 (4, 11)	111 (82, 142)	62 (35, 92)	106 (78, 134)	12 (7, 17)	180 (133, 230)	0.4(0.2, 0.6)	3.5(2.6, 4.4)	0.2(0.1, 0.3)	0.8(0.6, 1.1)
Austria	Men	Overall	2.93	0.4(0.3, 0.5)	27 (24, 29)	52 (30, 75)	96 (77, 117)	10 (6, 15)	159 (121, 197)	18 (10, 26)	33 (26, 40)	4 (2, 5)	54 (41, 67)	0.5(0.3, 0.7)	4.2(3.4, 5.1)	0.2(0.1, 0.3)	1.0(0.8, 1.2)
Austria	Both	Overall	6.12	0.4(0.3, 0.5)	26 (24, 29)	105 (63, 153)	178 (149, 208)	22 (13, 31)	305 (238, 375)	17 (10, 25)	29 (24, 34)	4 (2, 5)	50 (39, 61)	0.4(0.2, 0.6)	3.5(2.9, 4.1)	0.2(0.1, 0.3)	0.8(0.6, 1.0)
Azerbaijan	Women	Ages 20 to 44	0.745	0.1(0.0, 0.2)	26 (25, 27)	2 (1, 3)	6 (5, 8)	0 (0, 1)	9 (7, 11)	2 (1, 2)	4 (3, 6)	0 (0, 0)	6 (5, 8)	0.9(0.5, 1.2)	7.1(5.1, 9.2)	0.2(0.1, 0.3)	1.6(1.2, 2.1)
Azerbaijan	Women	Ages 45 to 64	1.05	0.0(0.0, 0.1)	30 (28, 31)	9 (5, 13)	23 (16, 31)	1 (1, 2)	33 (25, 42)	8 (5, 12)	22 (15, 30)	1 (1, 2)	32 (24, 40)	0.6(0.4, 0.9)	4.9(3.3, 6.5)	0.2(0.1, 0.3)	1.4(1.0, 1.8)
Azerbaijan	Women	Ages 65 and older	1.02	0.0(0.0, 0.1)	29 (25, 32)	26 (15, 37)	21 (14, 28)	1 (1, 2)	48 (35, 63)	73 (43, 105)	60 (41, 78)	3 (2, 4)	137 (99, 179)	0.3(0.2, 0.4)	3.0(2.0, 3.9)	0.3(0.2, 0.4)	0.5(0.3, 0.6)
Azerbaijan	Women	Overall	2.81	0.1(0.0, 0.1)	28 (26, 30)	37 (22, 53)	51 (41, 61)	3 (2, 4)	91 (71, 113)	13 (8, 19)	18 (15, 22)	1 (1, 1)	32 (25, 40)	0.4(0.2, 0.5)	4.0(3.2, 4.8)	0.2(0.1, 0.3)	0.7(0.5, 0.9)
Azerbaijan	Men	Ages 20 to 44	0.736	0.1(0.0, 0.2)	25 (24, 26)	6 (4, 9)	8 (6, 11)	0 (0, 0)	15 (11, 19)	5 (3, 7)	6 (4, 8)	0 (0, 0)	11 (8, 14)	0.9(0.5, 1.2)	7.4(5.3, 9.6)	0.2(0.1, 0.3)	1.6(1.2, 2.0)
Azerbaijan	Men	Ages 45 to 64	0.95	0.1(0.0, 0.1)	27 (26, 28)	23 (14, 32)	22 (15, 29)	1 (1, 2)	46 (33, 59)	24 (15, 34)	23 (16, 31)	1 (1, 2)	48 (34, 62)	0.6(0.4, 0.9)	5.0(3.4, 6.6)	0.3(0.2, 0.4)	1.0(0.7, 1.3)
Azerbaijan	Men	Ages 65 and older	0.84	0.0(0.0, 0.1)	26 (24, 28)	28 (17, 41)	16 (11, 21)	1 (1, 2)	46 (32, 60)	114 (68, 163)	64 (43, 85)	5 (3, 7)	183 (128, 241)	0.3(0.2, 0.5)	3.0(2.1, 4.0)	0.3(0.2, 0.5)	0.5(0.3, 0.6)
Azerbaijan	Men	Overall	2.53	0.1(0.0, 0.1)	26 (25, 27)	58 (35, 80)	46 (37, 55)	3 (2, 4)	106 (78, 134)	23 (14, 32)	18 (15, 22)	1 (1, 2)	42 (31, 53)	0.4(0.3, 0.6)	4.3(3.5, 5.1)	0.3(0.2, 0.4)	0.7(0.5, 0.9)
Azerbaijan	Both	Overall	5.34	0.1(0.0, 0.1)	27 (25, 29)	94 (57, 132)	97 (83, 111)	5 (3, 8)	197 (149, 245)	18 (11, 25)	18 (16, 21)	1 (1, 1)	37 (28, 46)	0.4(0.2, 0.6)	4.1(3.5, 4.7)	0.3(0.2, 0.4)	0.7(0.5, 0.9)
Bahamas	Women	Ages 20 to 44	0.0272	0.9(0.3, 1.6)	28 (24, 32)	0 (0, 0)	1 (1, 1)	0 (0, 0)	1 (1, 2)	2 (1, 4)	21 (16, 25)	1 (0, 1)	24 (19, 29)	3.0(1.6, 4.8)	20.0(15.2, 24.7)	0.6(0.3, 0.9)	7.8(6.0, 9.6)
Bahamas	Women	Ages 45 to 64	0.0396	0.4(0.1, 0.8)	31 (28, 35)	0 (0, 0)	1 (1, 2)	0 (0, 0)	2 (1, 2)	5 (3, 7)	35 (24, 47)	1 (1, 2)	41 (29, 54)	1.5(0.9, 2.3)	9.6(6.7, 12.7)	0.4(0.3, 0.7)	4.5(3.2, 5.8)
Bahamas	Women	Ages 65 and older	0.0403	0.3(0.1, 0.6)	29 (24, 35)	1 (0, 1)	3 (2, 4)	0 (0, 0)	4 (3, 5)	43 (24, 67)	222 (162, 284)	8 (4, 12)	273 (207, 344)	0.6(0.3, 0.9)	4.3(3.2, 5.5)	0.4(0.2, 0.6)	2.1(1.6, 2.7)
Bahamas	Women	Overall	0.107	0.6(0.2, 1.0)	29 (25, 34)	1 (1, 1)	6 (5, 7)	0 (0, 0)	7 (5, 8)	8 (5, 13)	52 (43, 62)	2 (1, 3)	62 (51, 74)	0.8(0.5, 1.2)	6.1(5.0, 7.2)	0.4(0.3, 0.6)	2.9(2.4, 3.5)
Bahamas	Men	Ages 20 to 44	0.027	1.0(0.3, 1.7)	26 (24, 29)	0 (0, 0)	1 (1, 2)	0 (0, 0)	2 (1, 2)	5 (2, 8)	24 (17, 30)	1 (0, 1)	29 (22, 36)	2.9(1.5, 4.8)	20.2(14.7, 25.2)	0.4(0.2, 0.7)	8.8(6.6, 10.9)
Bahamas	Men	Ages 45 to 64	0.0355	0.5(0.1, 0.8)	28 (26, 31)	1 (0, 1)	3 (2, 4)	0 (0, 0)	4 (3, 5)	22 (13, 32)	81 (55, 105)	3 (2, 4)	105 (77, 134)	1.5(0.9, 2.2)	10.3(7.0, 13.3)	0.5(0.3, 0.8)	4.1(3.0, 5.2)
Bahamas	Men	Ages 65 and older	0.0354	0.4(0.1, 0.6)	27 (24, 31)	1 (1, 1)	3 (2, 4)	0 (0, 0)	4 (3, 5)	89 (53, 130)	290 (205, 378)	11 (7, 16)	390 (283, 495)	0.8(0.5, 1.1)	5.3(3.8, 7.0)	0.4(0.2, 0.6)	2.2(1.6, 2.8)
Bahamas	Men	Overall	0.0979	0.6(0.2, 1.1)	27 (24, 30)	2 (1, 3)	7 (6, 8)	0 (0, 0)	9 (7, 11)	19 (12, 27)	71 (58, 84)	2 (1, 4)	92 (74, 111)	1.1(0.7, 1.6)	8.0(6.6, 9.6)	0.4(0.3, 0.6)	3.2(2.6, 3.9)
Bahamas	Both	Overall	0.205	0.6(0.2, 1.0)	28 (25, 32)	3 (2, 4)	12 (11, 14)	0 (0, 1)	16 (13, 18)	14 (8, 19)	61 (53, 69)	2 (1, 3)	77 (64, 89)	1.0(0.6, 1.4)	7.0(6.1, 8.0)	0.4(0.3, 0.6)	3.1(2.6, 3.6)
Bahrain	Women	Ages 20 to 44	0.106	0.6(0.1, 1.1)	28 (26, 30)	0 (0, 0)	1 (1, 2)	0 (0, 0)	1 (1, 2)	1 (0, 1)	6 (4, 8)	0 (0, 1)	7 (5, 10)	2.0(1.2, 3.1)	14.1(9.7, 18.7)	0.4(0.2, 0.6)	3.8(2.8, 5.0)
Bahrain	Women	Ages 45 to 64	0.0711	0.3(0.1, 0.6)	30 (28, 32)	0 (0, 1)	6 (4, 8)	0 (0, 0)	7 (5, 9)	6 (4, 9)	87 (60, 114)	2 (1, 3)	95 (69, 123)	1.1(0.7, 1.6)	4.4(3.0, 5.1)	0.3(0.2, 0.5)	5.1(3.7, 6.6)
Bahrain	Women	Ages 65 and older	0.0903	0.2(0.1, 0.4)	27 (25, 29)	1 (0, 1)	6 (4, 8)	0 (0, 0)	7 (5, 8)	39 (23, 56)	456 (325, 583)	5 (3, 8)	500 (363, 627)	0.5(0.3, 0.7)	8.2(5.0, 5.3)	0.3(0.2, 0.5)	3.1(2.2, 3.8)
Bahrain	Women	Overall	0.268	0.4(0.1, 0.7)	28 (26, 30)	1 (1, 2)	13 (11, 16)	0 (0, 0)	15 (12, 18)	4 (2, 6)	50 (40, 60)	1 (1, 2)	55 (44, 66)	0.7(0.4, 1.0)	5.9(4.8, 7.1)	0.4(0.2, 0.5)	3.8(3.1, 4.6)
Bahrain	Men	Ages 20 to 44	0.247	0.6(0.2, 1.1)	28 (26, 29)	1 (1, 1)	4 (3, 5)	0 (0, 0)	5 (3, 6)	2 (1, 3)	9 (6, 12)	0 (0, 0)	12 (8, 15)	2.0(1.2, 2.8)	14.4(9.5, 18.9)	0.3(0.1, 0.5)	6.3(4.5, 8.1)
Bahrain	Men	Ages 45 to 64	0.127	0.3(0.1, 0.6)	29 (27, 30)	1 (1, 2)	15 (10, 19)	0 (0, 0)	16 (12, 21)	11 (7, 16)	115 (81, 151)	1 (1, 2)	128 (92, 164)	1.1(0.7, 1.6)	8.4(5.9, 11.0)	0.3(0.1, 0.4)	6.0(4.3, 7.7)
Bahrain	Men	Ages 65 and older	0.018	0.2(0.1, 0.4)	27 (25, 28)	1 (0, 1)	7 (5, 9)										

Barbados	Men	Overall	0.0903	2.3 (1.7, 2.8)	26 (24, 28)	4 (2, 5)	23 (19, 27)	1 (1, 1)	27 (22, 32)	39 (23, 55)	251 (211, 295)	10 (6, 13)	300 (248, 355)	2.2 (1.3, 3.1)	15.4 (12.9, 18.1)	0.9 (0.5, 1.3)	8.4 (7.0, 9.9)
Barbados	Both	Overall	0.186	2.2 (1.7, 2.7)	28 (25, 30)	8 (5, 11)	62 (53, 71)	2 (1, 3)	72 (61, 83)	42 (25, 60)	333 (287, 380)	12 (7, 17)	387 (331, 447)	1.7 (1.0, 2.4)	12.7 (10.9, 14.4)	1.0 (0.6, 1.4)	7.3 (6.2, 8.4)
5																	
Belarus	Women	Ages 20 to 44	0.75	0.3 (0.1, 0.5)	26 (22, 29)	2 (1, 3)	4 (3, 5)	0 (0, 1)	7 (5, 8)	2 (1, 2)	3 (2, 4)	0 (0, 0)	5 (3, 6)	1.2 (0.7, 1.8)	10.2 (7.0, 13.1)	0.3 (0.1, 0.4)	1.7 (1.3, 2.1)
Belarus	Women	Ages 45 to 64	1.43	0.1 (0.0, 0.2)	28 (24, 32)	22 (14, 32)	10 (7, 14)	3 (2, 4)	36 (25, 47)	16 (10, 22)	7 (5, 10)	2 (1, 3)	25 (17, 33)	0.7 (0.4, 1.0)	5.7 (3.8, 7.7)	0.2 (0.1, 0.3)	0.7 (0.5, 1.0)
Belarus	Women	Ages 65 and older	1.58	0.1 (0.0, 0.2)	27 (21, 32)	124 (66, 189)	13 (9, 16)	4 (3, 6)	141 (82, 209)	138 (73, 210)	14 (10, 18)	5 (3, 7)	157 (91, 232)	0.3 (0.2, 0.4)	3.2 (2.3, 4.2)	0.2 (0.1, 0.3)	0.3 (0.2, 0.4)
Belarus	Women	Overall	3.76	0.2 (0.1, 0.3)	27 (22, 31)	149 (82, 224)	27 (22, 32)	7 (4, 11)	183 (114, 261)	40 (22, 60)	7 (6, 9)	2 (1, 3)	49 (30, 69)	0.3 (0.2, 0.5)	4.4 (3.5, 5.3)	0.2 (0.1, 0.3)	0.3 (0.2, 0.5)
Belarus	Men	Ages 20 to 44	0.767	0.3 (0.1, 0.5)	26 (23, 28)	6 (5, 8)	6 (5, 8)	0 (0, 0)	19 (14, 25)	9 (5, 13)	4 (3, 6)	0 (0, 0)	14 (10, 18)	1.2 (0.7, 1.7)	10.3 (7.5, 13.1)	0.2 (0.1, 0.4)	1.5 (1.1, 2.0)
Belarus	Men	Ages 45 to 64	1.2	0.2 (0.0, 0.3)	27 (24, 30)	71 (43, 100)	11 (7, 14)	4 (2, 6)	86 (55, 116)	60 (36, 84)	9 (6, 12)	3 (2, 5)	72 (46, 97)	0.8 (0.5, 1.1)	6.2 (4.3, 8.0)	0.3 (0.2, 0.4)	0.7 (0.5, 1.0)
Belarus	Men	Ages 65 and older	1.07	0.1 (0.0, 0.2)	26 (23, 29)	89 (53, 129)	6 (4, 8)	4 (2, 6)	99 (61, 140)	216 (128, 311)	14 (9, 19)	10 (6, 15)	240 (147, 338)	0.4 (0.2, 0.5)	3.6 (2.4, 4.7)	0.1 (0.1, 0.2)	0.4 (0.2, 0.5)
Belarus	Men	Overall	3.03	0.2 (0.1, 0.3)	26 (23, 29)	174 (104, 244)	23 (19, 27)	8 (5, 12)	205 (130, 279)	57 (34, 81)	8 (6, 9)	3 (2, 4)	68 (43, 92)	0.5 (0.3, 0.7)	5.7 (4.7, 6.8)	0.2 (0.1, 0.3)	0.5 (0.3, 0.7)
Belarus	Both	Overall	6.79	0.2 (0.1, 0.3)	26 (23, 30)	322 (191, 459)	50 (43, 57)	16 (10, 22)	388 (249, 534)	47 (28, 68)	7 (6, 8)	2 (1, 3)	57 (37, 79)	0.4 (0.2, 0.6)	4.9 (4.3, 5.7)	0.2 (0.1, 0.3)	0.4 (0.3, 0.6)
Belgium	Women	Ages 20 to 44	0.687	1.1 (0.9, 1.3)	23 (22, 25)	1 (1, 1)	3 (2, 4)	1 (1, 1)	5 (4, 6)	1 (0, 1)	2 (1, 3)	1 (0, 1)	3 (2, 4)	2.2 (1.4, 3.1)	19.1 (13.5, 24.4)	0.5 (0.3, 0.8)	2.0 (1.5, 2.4)
Belgium	Women	Ages 45 to 64	1.46	0.5 (0.4, 0.6)	27 (25, 29)	7 (4, 10)	15 (10, 19)	6 (3, 8)	27 (20, 35)	5 (3, 7)	10 (7, 13)	4 (2, 6)	19 (14, 24)	1.3 (0.8, 1.8)	9.7 (6.7, 12.8)	0.4 (0.2, 0.6)	1.2 (0.9, 1.5)
Belgium	Women	Ages 65 and older	1.83	0.4 (0.3, 0.4)	28 (25, 30)	60 (32, 92)	85 (62, 108)	15 (9, 21)	160 (114, 207)	55 (30, 85)	78 (57, 100)	14 (8, 20)	147 (106, 191)	0.4 (0.2, 0.6)	3.6 (2.7, 4.6)	0.3 (0.2, 0.4)	0.7 (0.5, 0.9)
Belgium	Women	Overall	3.98	0.7 (0.5, 0.8)	26 (24, 28)	68 (39, 102)	103 (79, 127)	21 (13, 30)	192 (142, 245)	17 (10, 26)	26 (20, 32)	5 (3, 8)	48 (36, 62)	0.4 (0.3, 0.7)	4.1 (3.2, 5.1)	0.3 (0.2, 0.5)	0.8 (0.6, 1.0)
Belgium	Men	Ages 20 to 44	0.689	1.3 (1.0, 1.5)	26 (24, 27)	3 (2, 5)	8 (5, 10)	1 (0, 1)	12 (9, 15)	2 (1, 3)	5 (3, 7)	0 (0, 1)	8 (6, 10)	2.7 (1.6, 3.9)	20.8 (14.0, 27.2)	0.6 (0.4, 1.0)	5.0 (3.7, 6.3)
Belgium	Men	Ages 45 to 64	1.46	0.5 (0.4, 0.6)	28 (27, 30)	23 (14, 33)	32 (22, 42)	7 (4, 10)	62 (45, 79)	16 (10, 22)	22 (15, 29)	5 (3, 7)	43 (31, 54)	1.3 (0.8, 1.8)	10.3 (7.2, 13.5)	0.5 (0.3, 0.7)	1.9 (1.4, 2.4)
Belgium	Men	Ages 65 and older	1.56	0.4 (0.3, 0.5)	27 (26, 29)	55 (31, 81)	60 (45, 74)	15 (9, 21)	130 (94, 167)	70 (39, 103)	76 (57, 94)	19 (11, 27)	164 (119, 212)	0.5 (0.3, 0.7)	4.4 (3.3, 5.5)	0.3 (0.1, 0.4)	0.8 (0.6, 1.0)
Belgium	Men	Overall	3.71	0.7 (0.6, 0.9)	27 (25, 28)	82 (48, 118)	99 (81, 117)	22 (13, 31)	204 (152, 255)	22 (13, 32)	27 (22, 32)	6 (4, 8)	55 (41, 69)	0.6 (0.4, 0.9)	5.8 (4.7, 6.9)	0.3 (0.2, 0.5)	1.0 (0.8, 1.3)
Belgium	Both	Overall	7.7	0.7 (0.6, 0.9)	26 (25, 28)	150 (91, 214)	202 (171, 235)	44 (26, 61)	396 (299, 493)	19 (12, 28)	26 (22, 31)	6 (3, 8)	51 (39, 64)	0.5 (0.3, 0.8)	4.8 (4.1, 5.6)	0.3 (0.2, 0.5)	0.9 (0.7, 1.1)
Belize	Women	Ages 20 to 44	0.0242	2.3 (0.6, 4.0)	29 (28, 31)	0 (0, 0)	2 (2, 3)	0 (0, 0)	3 (2, 3)	5 (3, 7)	55 (41, 67)	1 (1, 2)	61 (46, 74)	5.9 (3.5, 8.8)	34.3 (25.6, 41.8)	1.5 (0.9, 2.1)	22.8 (17.1, 27.6)
Belize	Women	Ages 45 to 64	0.0194	1.1 (0.3, 1.9)	31 (30, 33)	0 (0, 1)	6 (4, 8)	0 (0, 0)	6 (5, 8)	23 (14, 33)	304 (215, 389)	6 (3, 9)	333 (238, 420)	2.6 (1.5, 3.8)	18.1 (12.8, 23.2)	1.2 (0.6, 1.8)	13.5 (9.7, 17.1)
Belize	Women	Ages 65 and older	0.0248	0.8 (0.2, 1.4)	27 (25, 28)	1 (1, 1)	8 (6, 10)	0 (0, 0)	9 (7, 11)	128 (83, 175)	1223 (880, 1542)	21 (13, 31)	1372 (1039, 1698)	0.7 (0.5, 1.0)	8.3 (6.0, 10.5)	0.7 (0.4, 1.0)	4.4 (3.3, 5.4)
Belize	Women	Overall	0.0685	1.4 (0.4, 2.5)	29 (27, 30)	1 (1, 2)	16 (13, 19)	0 (0, 0)	18 (15, 21)	22 (14, 30)	237 (195, 277)	4 (3, 6)	263 (217, 306)	1.1 (0.7, 1.5)	12.0 (9.9, 14.0)	0.9 (0.6, 1.3)	6.9 (5.6, 8.0)
Belize	Men	Ages 20 to 44	0.0246	2.5 (0.7, 4.2)	27 (26, 28)	0 (0, 0)	2 (2, 3)	0 (0, 0)	3 (2, 3)	7 (4, 10)	51 (38, 62)	1 (0, 1)	59 (45, 71)	6.2 (3.6, 9.0)	35.8 (26.6, 43.4)	1.1 (0.5, 1.9)	22.2 (16.8, 26.7)
Belize	Men	Ages 45 to 64	0.0189	1.2 (0.3, 2.0)	28 (27, 29)	1 (0, 1)	6 (4, 7)	0 (0, 0)	7 (5, 8)	43 (26, 61)	300 (205, 389)	4 (2, 6)	347 (246, 443)	2.7 (1.6, 3.8)	18.8 (12.8, 24.3)	0.8 (0.4, 1.3)	11.4 (8.1, 14.5)
Belize	Men	Ages 65 and older	0.0241	0.9 (0.2, 1.5)	25 (24, 27)	1 (1, 1)	5 (4, 6)	0 (0, 0)	6 (4, 7)	164 (105, 224)	851 (610, 1094)	16 (10, 23)	1031 (771, 1279)	0.9 (0.6, 1.3)	8.8 (6.3, 11.3)	0.5 (0.3, 0.8)	3.8 (2.8, 4.7)
Belize	Men	Overall	0.0676	1.6 (0.4, 2.7)	27 (25, 28)	2 (1, 3)	13 (10, 15)	0 (0, 0)	15 (12, 18)	31 (19, 42)	190 (155, 225)	3 (2, 4)	223 (181, 263)	1.5 (0.9, 2.1)	13.9 (11.3, 16.5)	0.7 (0.4, 1.0)	6.6 (5.4, 7.8)
Belize	Both	Overall	0.136	1.5 (0.4, 2.6)	28 (26, 29)	4 (2, 5)	29 (25, 33)	0 (0, 1)	33 (28, 38)	26 (16, 36)	213 (185, 241)	4 (2, 5)	243 (205, 276)	1.3 (0.8, 1.8)	12.8 (11.1, 14.4)	0.8 (0.5, 1.1)	6.7 (5.7, 7.7)
Benin	Women	Ages 20 to 44	0.627	0.3 (0.1, 0.5)	23 (23, 24)	1 (0, 1)	8 (6, 10)	0 (0, 0)	8 (6, 11)	1 (0, 1)	7 (5, 9)	0 (0, 0)	8 (6, 10)	0.6 (0.3, 0.9)	9.2 (6.7, 11.8)	0.1 (0.1, 0.2)	3.8 (2.8, 4.8)
Benin	Women	Ages 45 to 64	0.464	0.1 (0.0, 0.2)	25 (24, 26)	2 (1, 3)	16 (11, 21)	0 (0, 0)	18 (12, 23)	4 (2, 6)	34 (23, 45)	0 (0, 1)	38 (27, 50)	0.3 (0.2, 0.5)	5.4 (3.6, 7.2)	0.1 (0.1, 0.2)	2.1 (1.4, 2.7)
Benin	Women	Ages 65 and older	0.59	0.1 (0.0, 0.2)	22 (19, 25)	2 (1, 4)	19 (11, 26)	0 (0, 0)	21 (14, 29)	15 (8, 23)	115 (71, 160)	1 (0, 1)	131 (85, 178)	0.1 (0.1, 0.2)	2.8 (1.7, 3.9)	0.1 (0.1, 0.2)	0.9 (0.6, 1.2)
Benin	Women	Overall	1.68	0.2 (0.1, 0.3)	23 (22, 25)	5 (3, 7)	42 (33, 51)	0 (0, 1)	47 (37, 57)	3 (1, 4)	25 (19, 30)	0 (0, 0)	28 (22, 34)	0.4 (0.3, 0.5)	4.1 (3.1, 4.9)	0.1 (0.1, 0.2)	1.4 (1.1, 1.7)
Benin	Men	Ages 20 to 44	0.614	0.3 (0.1, 0.5)	22 (21, 23)	1 (1, 2)	9 (6, 11)	0 (0, 0)	10 (7, 13)	1 (1, 2)	9 (6, 11)	0 (0, 0)	10 (7, 12)	0.6 (0.3, 0.9)	9.6 (6.8, 12.3)	0.1 (0.1, 0.2)	3.6 (2.6, 4.6)
Benin	Men	Ages 45 to 64	0.416	0.1 (0.0, 0.3)	23 (22, 24)	2 (1, 3)	19 (12, 26)	0 (0, 0)	22 (14, 28)	5 (3, 7)	47 (29, 62)	0 (0, 0)	52 (34, 68)	0.3 (0.2, 0.5)	5.5 (3.5, 7.4)	0.1 (0.1, 0.2)	2.3 (1.5, 3.0)
Benin	Men	Ages 65 and older	0.526	0.1 (0.0, 0.2)	22 (20, 24)	2 (1, 3)	16 (11, 22)	0 (0, 0)	18 (12, 24)	18 (9, 27)	151 (99, 206)	1 (0, 1)	170 (115, 225)	0.2 (0.1, 0.3)	3.4 (2.3, 4.7)	0.1 (0.1, 0.2)	1.2 (0.8, 1.6)
Benin	Men	Overall	1.56	0.2 (0.1, 0.3)	22 (21, 23)	5 (3, 8)	44 (34, 54)	0 (0, 0)	50 (39, 60)	3 (2, 5)	29 (22, 34)	0 (0, 0)	32 (25, 38)	0.3 (0.1, 0.4)	4.9 (3.7, 5.9)	0.1 (0.1, 0.2)	1.8 (1.4, 2.2)
Benin	Both	Overall	3.24	0.2 (0.1, 0.3)	23 (21, 24)	10 (5, 15)	87 (73, 100)	1 (0, 1)	97 (81, 112)	3 (2, 5)	27 (22, 31)	0 (0, 0)	30 (25, 35)	0.2 (0.1, 0.4)	4.5 (3.7, 5.1)	0.1 (0.1, 0.2)	1.6 (1.3, 1.8)
Bhutan	Women	Ages 20 to 44	0.0585	0.3 (0.1, 0.5)	23 (21, 25)	0 (0, 0)	1 (0, 1)	0 (0, 0)	1 (0, 1)	1 (0, 1)	6 (4, 8)	0 (0, 0)	7 (5, 9)	0.6 (0.3, 0.9)	9.0 (6.3, 11.8)	0.2 (0.1, 0.3)	3.0 (2.2, 3.9)
Bhutan	Women	Ages 45 to 64	0.0449	0.1 (0.0, 0.2)	23 (21, 26)	0 (0, 0)	2 (1, 2)	0 (0, 0)	2 (1, 2)	3 (2, 5)	34 (23, 46)	1 (0, 1)	38 (26, 50)	0.3 (0.2, 0.5)	5.3 (3.5, 7.1)	0.2 (0.1, 0.3)	2.1 (1.5, 2.8)
Bhutan	Women	Ages 65 and older	0.056	0.1 (0.0, 0.2)	21 (18, 24)	0 (0, 0)	1 (1, 2)	0 (0, 0)	1 (1, 2)	9 (4, 13)	77 (40, 113)	1 (1, 2)	86 (50, 124)	0.1 (0.0, 0.1)	1.7 (0.9, 2.5)	0.1 (0.1, 0.2)	0.6 (0.3, 0.8)
Bhutan	Women	Overall	0.159	0.2 (0.0, 0.3)	22 (20, 25)	0 (0, 1)	3 (3, 4)	0 (0, 0)	4 (3, 5)	2 (1, 3)	22 (16, 27)	0 (0, 1)	24 (19, 30)	0.1 (0.1, 0.2)	3.0 (2.3, 3.8)	0.1 (0.1, 0.2)	1.1 (0.8, 1.3)
Bhutan	Men	Ages 20 to 44	0.0791	0.3 (0.1, 0.5)	23 (21, 24)	0 (0, 0)	1 (1, 1)	0 (0, 0)	1 (1, 2)	1 (0, 2)	9 (6, 11)	0 (0, 0)	10 (7, 13)	0.6 (0.3, 1.0)	9.5 (6.8, 12.5)	0.2 (0.1, 0.3)	3.8 (2.8, 5.0)
Bhutan	Men	Ages 45 to 64	0.0524	0.2 (0.0, 0.3)	23 (22, 25)	0 (0, 0)	2 (2, 3)	0 (0, 0)	3 (2, 4)	5 (3, 8)	46 (31, 62)	1 (0, 1)	52 (36, 68)	0.3 (0.2, 0.5)	5.5 (3.7, 7.3)	0.2 (0.1, 0.4)	2.2 (1.5, 2.8)
Bhutan	Men	Ages 65 and older	0.065	0.1 (0.0, 0.2)	22 (20, 24)	0 (0, 1)	3 (2, 4)	0 (0, 0)	3 (2, 4)	21 (11, 32)	156 (104, 206)	2 (1, 3)	179 (125, 232)	0.2 (0.1, 0.3)	3.1 (2.1, 4.1)	0.2 (0.1, 0.3)	1.1 (0.8, 1.5)
Bhutan	Men	Overall	0.197	0.2 (0.1, 0.3)	23 (21, 24)	1 (0, 1)	6 (5, 7)	0 (0, 0)	7 (6, 8)	4 (2, 6)	32 (26, 38)	0 (0, 1)	36 (29, 43)	0.3 (0.1, 0.4)	4.4 (3.5, 5.2)	0.2 (0.1, 0.3)	1.6 (1.3, 1.9)
Bhutan	Both	Overall	0.356	0.2 (0.0, 0.3)	22 (20, 25)	1 (1, 2)	10 (8, 11)	0 (0, 0)	11 (9, 13)	3 (2, 5)	27 (23, 32)	0 (0, 1)	31 (26, 36)	0.2 (0.1, 0.3)	3.8 (3.1, 4.4)	0.2 (0.1, 0.3)	1.4 (1.2, 1.6)
Bolivia	Women	Ages 20 to 44	0.731	0.7 (0.2, 1.2)	26 (25, 27)	4 (3, 6)	17 (13, 22)	1 (0, 1)	22 (17, 28)	3 (2, 5)	13 (10, 17)	1 (0, 1)	17 (13, 22)	2.1 (1.2, 3.0)	15.6 (11.4, 20.0)	0.6 (0.3, 0.9)	5.3 (4.0, 6.7)
Bolivia	Women	Ages 45 to 64	0.684	0.3 (0.1, 0.6)	28 (27, 29)	8 (5, 11)	57 (38, 76)	2 (1, 3)	67 (46, 87)	11 (7, 16)	83 (55, 111)	3 (2, 5)	97 (67, 127)	1.1 (0.7, 1.6)	8.2 (5.5, 11.0)	0.5 (0.3, 0.8)	4.1 (2.8, 5.3)
Bolivia	Women	Ages 65 and older	0.826	0.2 (0.1, 0.4)	26 (23, 29)	15 (9, 22)	71 (51, 94)	3 (2, 4)	90 (65, 114)	59 (35, 84)	276 (195, 361)	11 (6, 17)	346 (251, 441)	0.5 (0.3, 0.8)	4.5 (3.2, 5.9)	0.5 (0.3, 0.8)	1.9 (1.4, 2.4)
Bolivia	Women	Overall	2.24	0.4 (0.1, 0.8)	27 (25, 28)	27 (16, 38)	145 (118, 174)	6 (3, 8)	178 (144, 215)	12 (7, 17)	65 (53, 78)	3 (1, 4)	80 (64, 96)	0.7 (0.4, 1.0)	6.1 (4.9, 7.3)	0.5 (0.3, 0.8)	2.6 (2.1, 3.2)
Bolivia	Men	A															

Botswana	Men	Ages 20 to 44	0.192	1.1 (0.3, 1.9)	22 (21, 23)	1 (0, 1)	7 (5, 8)	0 (0, 0)	7 (5, 9)	2 (1, 4)	22 (15, 28)	0 (0, 0)	24 (18, 31)	1.3 (0.6, 2.1)	18.0 (12.6, 23.2)	0.5 (0.3, 0.9)	7.9 (5.8, 10.2)
Botswana	Men	Ages 45 to 64	0.123	0.5 (0.1, 0.9)	23 (22, 24)	1 (0, 2)	9 (6, 13)	0 (0, 0)	11 (7, 14)	8 (4, 12)	76 (51, 102)	2 (1, 3)	86 (60, 112)	0.7 (0.3, 1.1)	9.8 (6.6, 13.1)	0.5 (0.2, 0.8)	4.2 (2.9, 5.5)
Botswana	Men	Ages 65 and older	0.144	0.4 (0.1, 0.7)	22 (20, 24)	1 (0, 1)	7 (4, 9)	0 (0, 0)	8 (5, 10)	26 (13, 40)	193 (127, 258)	5 (3, 8)	224 (153, 294)	0.3 (0.2, 0.5)	5.3 (3.5, 7.1)	0.4 (0.2, 0.6)	1.9 (1.3, 2.5)
Botswana	Men	Overall	0.459	0.7 (0.2, 1.2)	22 (21, 23)	3 (1, 4)	22 (18, 26)	0 (0, 1)	25 (21, 30)	5 (3, 8)	49 (40, 57)	1 (1, 2)	55 (45, 65)	0.6 (0.3, 0.9)	8.8 (7.2, 10.4)	0.4 (0.2, 0.7)	3.5 (2.8, 4.1)
Botswana	Both	Overall	0.91	0.7 (0.2, 1.1)	24 (23, 26)	7 (5, 9)	48 (42, 54)	1 (1, 1)	56 (48, 63)	7 (5, 10)	53 (46, 60)	1 (1, 2)	61 (53, 69)	0.8 (0.5, 1.0)	8.4 (7.3, 9.5)	0.5 (0.4, 0.7)	3.8 (3.2, 4.2)
Brazil	Women	Ages 20 to 44	16.8	0.9 (0.7, 1.2)	25 (24, 26)	63 (37, 93)	285 (203, 364)	12 (8, 18)	360 (268, 450)	2 (1, 3)	9 (7, 12)	0 (0, 1)	12 (9, 15)	2.1 (1.3, 3.2)	18.3 (13.1, 23.4)	0.5 (0.3, 0.7)	5.1 (3.8, 6.4)
Brazil	Women	Ages 45 to 64	19.6	0.5 (0.3, 0.6)	28 (27, 29)	285 (168, 414)	1252 (872, 1681)	55 (33, 82)	1591 (1167, 2053)	14 (9, 21)	64 (44, 86)	3 (2, 4)	81 (59, 105)	1.4 (0.8, 2.0)	9.6 (6.7, 12.9)	0.5 (0.3, 0.7)	3.7 (2.7, 4.7)
Brazil	Women	Ages 65 and older	21.6	0.3 (0.3, 0.4)	27 (26, 28)	563 (335, 836)	2033 (1506, 2579)	76 (46, 110)	2672 (2019, 3292)	73 (44, 109)	264 (196, 335)	10 (6, 14)	347 (263, 428)	0.5 (0.3, 0.8)	4.4 (3.2, 5.5)	0.4 (0.2, 0.6)	1.7 (1.3, 2.0)
Brazil	Women	Overall	58.1	0.6 (0.4, 0.7)	26 (25, 27)	910 (546, 1325)	3570 (2861, 4281)	143 (87, 200)	4623 (3783, 5494)	16 (9, 23)	61 (49, 74)	2 (2, 3)	80 (65, 95)	0.7 (0.4, 1.0)	5.8 (4.7, 7.0)	0.4 (0.3, 0.6)	2.2 (1.8, 2.6)
Brazil	Men	Ages 20 to 44	16.7	1.0 (0.7, 1.2)	25 (25, 26)	150 (93, 221)	429 (310, 544)	12 (7, 17)	591 (445, 738)	5 (3, 7)	14 (10, 18)	0 (0, 1)	20 (15, 25)	2.6 (1.6, 3.8)	19.5 (14.1, 24.8)	0.7 (0.3, 1.0)	6.7 (5.1, 8.4)
Brazil	Men	Ages 45 to 64	17.9	0.5 (0.4, 0.6)	27 (26, 28)	512 (298, 738)	1369 (948, 1780)	67 (39, 97)	1945 (1450, 2460)	29 (17, 41)	77 (53, 100)	4 (2, 5)	109 (81, 138)	1.4 (0.8, 2.0)	10.2 (7.1, 13.3)	0.7 (0.4, 1.0)	3.4 (2.5, 4.3)
Brazil	Men	Ages 65 and older	19.2	0.4 (0.3, 0.5)	26 (25, 26)	499 (328, 689)	1460 (1004, 1878)	60 (38, 84)	2019 (1518, 2513)	84 (55, 116)	245 (168, 315)	10 (6, 14)	339 (255, 421)	0.5 (0.3, 0.7)	4.8 (3.3, 6.2)	0.4 (0.2, 0.5)	1.5 (1.1, 1.8)
Brazil	Men	Overall	53.7	0.6 (0.5, 0.8)	26 (25, 27)	1161 (718, 1634)	3255 (2634, 3854)	139 (87, 194)	4555 (3662, 5388)	22 (13, 30)	61 (49, 72)	3 (2, 4)	85 (68, 100)	0.8 (0.5, 1.2)	7.1 (5.8, 8.4)	0.5 (0.3, 0.7)	2.3 (1.8, 2.7)
Brazil	Both	Overall	112	0.6 (0.5, 0.8)	26 (25, 27)	2071 (1282, 2957)	6825 (5874, 7801)	82 (176, 391)	9178 (7676, 10735)	19 (11, 26)	61 (53, 70)	3 (2, 4)	82 (69, 96)	0.8 (0.5, 1.1)	6.4 (5.5, 7.3)	0.5 (0.3, 0.6)	2.2 (1.9, 2.6)
Brunei Darussalam	Women	Ages 20 to 44	0.0403	0.8 (0.2, 1.3)	22 (18, 26)	0 (0, 0)	1 (0, 1)	0 (0, 0)	1 (1, 1)	1 (0, 1)	10 (6, 13)	0 (0, 0)	11 (7, 14)	0.9 (0.5, 1.4)	14.4 (9.0, 19.4)	0.2 (0.1, 0.3)	5.1 (3.3, 6.9)
Brunei Darussalam	Women	Ages 45 to 64	0.0331	0.4 (0.1, 0.6)	24 (20, 28)	0 (0, 0)	2 (1, 3)	0 (0, 0)	2 (2, 3)	3 (2, 5)	67 (44, 89)	1 (0, 1)	71 (47, 94)	0.5 (0.3, 0.8)	7.9 (5.2, 10.6)	0.2 (0.1, 0.3)	4.0 (2.7, 5.3)
Brunei Darussalam	Women	Ages 65 and older	0.0413	0.3 (0.1, 0.5)	23 (17, 28)	0 (0, 0)	3 (2, 4)	0 (0, 0)	3 (2, 4)	26 (13, 40)	408 (300, 528)	4 (2, 6)	437 (327, 556)	0.2 (0.1, 0.3)	3.4 (2.5, 4.4)	0.1 (0.1, 0.2)	1.8 (1.3, 2.3)
Brunei Darussalam	Women	Overall	0.115	0.5 (0.1, 0.8)	23 (18, 27)	0 (0, 1)	6 (5, 7)	0 (0, 0)	6 (5, 7)	3 (2, 4)	51 (41, 61)	1 (0, 1)	55 (44, 65)	0.3 (0.1, 0.4)	5.0 (4.0, 5.9)	0.2 (0.1, 0.2)	2.5 (2.0, 3.0)
Brunei Darussalam	Men	Ages 20 to 44	0.0372	0.9 (0.2, 1.5)	24 (21, 26)	0 (0, 0)	1 (1, 2)	0 (0, 0)	1 (1, 2)	2 (1, 4)	16 (10, 22)	0 (0, 0)	19 (13, 25)	1.0 (0.5, 1.6)	16.1 (10.0, 21.8)	0.1 (0.1, 0.2)	5.5 (3.7, 7.3)
Brunei Darussalam	Men	Ages 45 to 64	0.0372	0.4 (0.1, 0.7)	25 (22, 28)	0 (0, 0)	4 (3, 5)	0 (0, 0)	4 (3, 6)	8 (4, 12)	107 (71, 143)	1 (0, 1)	116 (80, 152)	0.5 (0.3, 0.8)	8.6 (5.8, 11.5)	0.1 (0.1, 0.2)	4.1 (2.8, 5.4)
Brunei Darussalam	Men	Ages 65 and older	0.0389	0.3 (0.1, 0.5)	24 (20, 27)	0 (0, 0)	3 (2, 4)	0 (0, 0)	3 (2, 4)	31 (16, 48)	442 (312, 569)	5 (3, 8)	479 (347, 606)	0.2 (0.1, 0.3)	3.9 (2.8, 5.0)	0.1 (0.0, 0.2)	1.9 (1.4, 2.4)
Brunei Darussalam	Men	Overall	0.113	0.5 (0.1, 0.9)	24 (21, 27)	1 (0, 1)	8 (7, 10)	0 (0, 0)	9 (7, 11)	6 (3, 9)	73 (58, 88)	1 (0, 1)	80 (64, 95)	0.4 (0.2, 0.6)	6.2 (4.9, 7.5)	0.1 (0.1, 0.2)	2.9 (2.4, 3.5)
Brunei Darussalam	Both	Overall	0.228	0.5 (0.1, 0.9)	23 (20, 27)	1 (1, 2)	14 (12, 16)	0 (0, 0)	15 (13, 17)	4 (2, 7)	62 (53, 71)	1 (0, 1)	67 (57, 77)	0.3 (0.2, 0.5)	5.6 (4.8, 6.4)	0.1 (0.1, 0.2)	2.7 (2.3, 3.1)
Bulgaria	Women	Ages 20 to 44	0.541	0.4 (0.3, 0.5)	24 (22, 25)	2 (1, 2)	4 (3, 5)	0 (0, 0)	6 (4, 7)	1 (1, 2)	4 (3, 5)	0 (0, 0)	5 (4, 7)	1.2 (0.8, 1.7)	10.8 (7.7, 14.0)	0.3 (0.2, 0.4)	1.9 (1.4, 2.4)
Bulgaria	Women	Ages 45 to 64	1.09	0.2 (0.1, 0.2)	28 (26, 30)	15 (9, 22)	21 (14, 27)	2 (1, 4)	39 (28, 50)	14 (8, 20)	19 (13, 26)	2 (1, 3)	36 (26, 46)	0.8 (0.5, 1.2)	6.1 (4.0, 8.3)	0.2 (0.1, 0.3)	1.2 (0.8, 1.5)
Bulgaria	Women	Ages 65 and older	1.33	0.1 (0.1, 0.2)	27 (26, 29)	90 (50, 134)	64 (47, 81)	5 (3, 7)	159 (108, 211)	114 (64, 170)	81 (59, 103)	6 (4, 9)	201 (137, 267)	0.3 (0.2, 0.5)	3.2 (2.3, 4.0)	0.2 (0.1, 0.3)	0.7 (0.5, 0.6)
Bulgaria	Women	Overall	2.95	0.2 (0.2, 0.3)	26 (24, 28)	107 (61, 157)	89 (71, 107)	8 (5, 11)	204 (146, 265)	36 (21, 53)	30 (24, 36)	3 (2, 4)	69 (49, 90)	0.4 (0.2, 0.5)	3.7 (3.0, 4.5)	0.2 (0.1, 0.3)	0.5 (0.4, 0.7)
Bulgaria	Men	Ages 20 to 44	0.569	0.4 (0.3, 0.5)	26 (25, 27)	6 (4, 9)	5 (4, 7)	0 (0, 0)	12 (8, 16)	6 (3, 8)	5 (3, 6)	0 (0, 0)	11 (8, 14)	1.5 (0.9, 2.1)	11.8 (8.3, 15.3)	0.2 (0.1, 0.4)	2.0 (1.4, 2.7)
Bulgaria	Men	Ages 45 to 64	0.998	0.2 (0.2, 0.3)	28 (27, 29)	43 (26, 62)	30 (20, 40)	3 (2, 4)	75 (54, 98)	43 (26, 62)	30 (20, 40)	3 (2, 4)	76 (54, 98)	0.9 (0.5, 1.3)	6.4 (4.4, 8.6)	0.2 (0.1, 0.2)	1.2 (0.8, 1.5)
Bulgaria	Men	Ages 65 and older	1.09	0.1 (0.1, 0.2)	26 (25, 28)	85 (50, 121)	47 (33, 61)	5 (3, 7)	137 (94, 181)	159 (94, 225)	87 (62, 114)	9 (5, 13)	255 (175, 335)	0.4 (0.2, 0.6)	3.5 (2.4, 4.5)	0.1 (0.1, 0.2)	0.5 (0.4, 0.7)
Bulgaria	Men	Overall	2.65	0.3 (0.2, 0.3)	27 (25, 28)	135 (80, 192)	82 (65, 99)	8 (5, 11)	225 (161, 293)	51 (30, 72)	31 (25, 37)	3 (2, 4)	85 (61, 110)	0.5 (0.3, 0.7)	4.4 (3.5, 5.3)	0.1 (0.1, 0.2)	0.7 (0.5, 0.9)
Bulgaria	Both	Overall	5.61	0.3 (0.2, 0.3)	26 (25, 28)	242 (140, 343)	171 (146, 197)	15 (9, 22)	428 (311, 548)	43 (25, 61)	31 (26, 35)	3 (2, 4)	76 (55, 98)	0.4 (0.2, 0.6)	4.0 (3.4, 4.6)	0.2 (0.1, 0.3)	0.6 (0.4, 0.8)
Burkina Faso	Women	Ages 20 to 44	1.18	0.3 (0.1, 0.6)	22 (21, 23)	1 (1, 2)	34 (23, 44)	0 (0, 0)	35 (24, 45)	1 (0, 1)	17 (12, 22)	0 (0, 0)	18 (12, 23)	0.7 (0.3, 1.0)	10.2 (7.0, 13.2)	0.1 (0.1, 0.2)	7.4 (5.1, 9.6)
Burkina Faso	Women	Ages 45 to 64	0.81	0.2 (0.0, 0.3)	22 (20, 23)	3 (2, 5)	52 (35, 70)	0 (0, 1)	56 (38, 74)	4 (2, 6)	64 (43, 87)	0 (0, 1)	69 (47, 92)	0.4 (0.2, 0.6)	5.8 (3.9, 7.8)	0.2 (0.1, 0.2)	3.2 (2.2, 4.3)
Burkina Faso	Women	Ages 65 and older	1	0.1 (0.0, 0.2)	20 (18, 22)	0 (0, 0)	0 (0, 0)	0 (0, 0)	0 (0, 0)	0 (0, 0)	0 (0, 0)	0 (0, 0)	0 (0, 0)	0.0 (0.0, 0.0)	0.0 (0.0, 0.0)	0.0 (0.0, 0.0)	0.0 (0.0, 0.0)
Burkina Faso	Women	Overall	2.99	0.2 (0.1, 0.4)	21 (20, 23)	4 (2, 7)	86 (66, 106)	0 (0, 1)	91 (70, 112)	1 (1, 2)	29 (22, 35)	0 (0, 0)	30 (23, 37)	0.1 (0.1, 0.2)	3.4 (2.6, 4.2)	0.1 (0.1, 0.2)	1.7 (1.3, 2.1)
Burkina Faso	Men	Ages 20 to 44	1.18	0.4 (0.1, 0.7)	21 (19, 23)	1 (1, 2)	15 (10, 19)	0 (0, 0)	16 (11, 21)	1 (0, 1)	8 (5, 10)	0 (0, 0)	8 (6, 11)	0.6 (0.3, 0.9)	8.5 (5.6, 11.2)	0.1 (0.1, 0.2)	4.3 (3.0, 5.6)
Burkina Faso	Men	Ages 45 to 64	0.639	0.2 (0.0, 0.3)	22 (20, 23)	4 (2, 5)	31 (20, 42)	0 (0, 0)	35 (24, 46)	6 (3, 9)	48 (32, 65)	0 (0, 1)	54 (38, 71)	0.4 (0.2, 0.5)	5.9 (3.9, 8.0)	0.2 (0.1, 0.3)	2.3 (1.6, 3.0)
Burkina Faso	Men	Ages 65 and older	0.874	0.1 (0.0, 0.2)	21 (19, 23)	3 (2, 5)	22 (14, 29)	0 (0, 0)	25 (17, 33)	21 (11, 32)	151 (98, 206)	1 (1, 2)	173 (120, 230)	0.2 (0.1, 0.3)	3.8 (2.5, 5.2)	0.1 (0.1, 0.2)	1.2 (0.8, 1.6)
Burkina Faso	Men	Overall	2.69	0.2 (0.1, 0.4)	21 (19, 23)	8 (4, 12)	67 (53, 81)	0 (0, 1)	75 (60, 91)	3 (1, 4)	25 (20, 30)	0 (0, 0)	28 (22, 34)	0.3 (0.1, 0.4)	5.3 (4.2, 6.4)	0.2 (0.1, 0.2)	1.9 (1.5, 2.3)
Burkina Faso	Both	Overall	5.68	0.2 (0.1, 0.4)	21 (20, 23)	12 (6, 18)	153 (128, 177)	1 (0, 1)	166 (139, 192)	2 (1, 3)	27 (22, 31)	0 (0, 0)	29 (24, 34)	0.2 (0.1, 0.3)	4.0 (3.4, 4.6)	0.1 (0.1, 0.2)	1.8 (1.5, 2.1)
Burundi	Women	Ages 20 to 44	0.699	0.6 (0.2, 0.9)	21 (17, 25)	2 (1, 3)	13 (9, 18)	0 (0, 0)	15 (11, 20)	1 (1, 2)	12 (8, 16)	0 (0, 0)	14 (10, 18)	0.8 (0.4, 1.3)	11.2 (7.6, 14.9)	0.2 (0.1, 0.3)	3.6 (2.5, 4.7)
Burundi	Women	Ages 45 to 64	0.493	0.3 (0.1, 0.5)	22 (18, 25)	4 (2, 6)	32 (21, 43)	1 (0, 1)	37 (26, 49)	8 (4, 12)	66 (43, 88)	2 (1, 3)	7				

Canada	Women	Ages 45 to 64	4.82	0.6 (0.4, 0.7)	28 (27, 29)	24 (15, 34)	104 (69, 137)	17 (10, 24)	145 (104, 184)	5 (3, 7)	22 (14, 28)	3 (2, 5)	30 (22, 38)	1.4 (0.8, 2.0)	11.0 (7.2, 14.5)	0.4 (0.3, 0.6)	2.2 (1.5, 2.7)
Canada	Women	Ages 65 and older	4.96	0.4 (0.3, 0.5)	28 (27, 29)	153 (79, 246)	328 (239, 406)	38 (23, 55)	520 (385, 661)	57 (29, 92)	123 (90, 152)	14 (8, 21)	194 (144, 247)	0.4 (0.2, 0.7)	4.2 (3.0, 5.1)	0.3 (0.2, 0.5)	0.9 (0.7, 1.2)
Canada	Women	Overall	12	0.8 (0.6, 0.9)	27 (26, 28)	180 (98, 279)	454 (353, 547)	58 (34, 83)	692 (531, 858)	15 (8, 23)	38 (29, 46)	5 (3, 7)	58 (44, 72)	0.5 (0.3, 0.7)	5.1 (4.0, 6.1)	0.4 (0.2, 0.5)	1.1 (0.9, 1.4)
Canada	Men	Ages 20 to 44	2.26	1.3 (1.0, 1.7)	27 (26, 27)	12 (7, 17)	41 (29, 52)	2 (1, 3)	54 (40, 68)	3 (2, 4)	9 (6, 11)	0 (0, 1)	12 (9, 15)	3.1 (1.9, 4.5)	23.4 (16.4, 29.6)	0.6 (0.47, 1.0)	7.7 (5.7, 9.6)
Canada	Men	Ages 45 to 64	4.76	0.7 (0.5, 0.8)	29 (28, 29)	84 (50, 118)	205 (139, 268)	20 (11, 29)	308 (226, 392)	18 (11, 25)	43 (29, 56)	4 (2, 6)	65 (47, 82)	1.5 (0.9, 2.2)	12.0 (8.1, 15.7)	0.5 (0.3, 0.7)	3.1 (2.3, 3.9)
Canada	Men	Ages 65 and older	4.46	0.5 (0.4, 0.6)	28 (27, 28)	161 (90, 249)	345 (254, 437)	38 (22, 54)	544 (413, 674)	75 (42, 116)	161 (119, 205)	18 (11, 21)	254 (193, 316)	0.6 (0.3, 0.9)	5.0 (3.7, 6.3)	0.3 (0.2, 0.5)	1.3 (1.0, 1.6)
Canada	Men	Overall	11.5	0.8 (0.6, 1.0)	28 (27, 28)	257 (152, 372)	591 (483, 709)	59 (36, 84)	907 (723, 1098)	22 (13, 32)	51 (42, 62)	5 (3, 7)	79 (63, 96)	0.7 (0.4, 1.1)	6.7 (5.5, 8.1)	0.4 (0.2, 0.5)	1.7 (1.3, 2.0)
Canada	Both	Overall	23.5	0.8 (0.6, 1.0)	27 (27, 28)	437 (253, 646)	1045 (899, 1197)	117 (70, 167)	1598 (1301, 1926)	19 (11, 28)	45 (38, 51)	5 (3, 7)	68 (55, 82)	0.6 (0.3, 0.9)	5.9 (5.1, 6.7)	0.4 (0.2, 0.5)	1.4 (1.1, 1.7)
Cape Verde	Women	Ages 20 to 44	0.0377	0.7 (0.2, 1.3)	24 (23, 26)	0 (0, 0)	0 (0, 0)	0 (0, 0)	0 (0, 0)	1 (1, 1)	5 (3, 6)	0 (0, 0)	6 (4, 7)	1.7 (1.2, 2.4)	16.3 (12.2, 20.4)	0.4 (0.2, 0.6)	3.7 (2.9, 4.5)
Cape Verde	Women	Ages 45 to 64	0.0342	0.4 (0.1, 0.6)	26 (25, 27)	0 (0, 0)	1 (1, 1)	0 (0, 0)	1 (1, 2)	6 (3, 8)	27 (18, 36)	2 (1, 3)	34 (24, 44)	1.2 (0.7, 1.8)	8.8 (6.0, 11.7)	0.4 (0.2, 0.6)	2.7 (1.9, 3.5)
Cape Verde	Women	Ages 65 and older	0.044	0.3 (0.1, 0.4)	25 (22, 28)	1 (0, 1)	2 (2, 3)	0 (0, 0)	3 (2, 4)	37 (24, 52)	121 (86, 155)	5 (3, 7)	163 (123, 203)	0.4 (0.2, 0.5)	4.2 (3.0, 5.3)	0.3 (0.2, 0.4)	1.2 (0.9, 1.4)
Cape Verde	Women	Overall	0.116	0.5 (0.1, 0.8)	25 (23, 27)	1 (1, 1)	3 (3, 4)	0 (0, 0)	4 (4, 5)	8 (5, 11)	29 (23, 35)	2 (1, 2)	38 (31, 46)	0.5 (0.3, 0.7)	5.2 (4.2, 6.3)	0.3 (0.2, 0.5)	1.5 (1.2, 1.8)
Cape Verde	Men	Ages 20 to 44	0.0414	0.8 (0.2, 1.4)	23 (22, 24)	0 (0, 0)	1 (1, 1)	0 (0, 0)	1 (1, 1)	3 (1, 4)	11 (8, 14)	0 (0, 0)	14 (11, 18)	1.2 (0.6, 1.8)	16.7 (12.2, 21.4)	0.2 (0.1, 0.3)	4.1 (3.1, 5.1)
Cape Verde	Men	Ages 45 to 64	0.0282	0.4 (0.1, 0.7)	24 (23, 25)	0 (0, 0)	1 (1, 2)	0 (0, 0)	1 (1, 2)	7 (3, 10)	45 (30, 59)	1 (1, 2)	53 (37, 68)	0.5 (0.3, 0.8)	8.7 (5.9, 11.4)	0.3 (0.1, 0.5)	2.7 (1.9, 3.4)
Cape Verde	Men	Ages 65 and older	0.0386	0.3 (0.1, 0.5)	23 (21, 25)	0 (0, 1)	2 (1, 2)	0 (0, 0)	2 (2, 3)	30 (15, 45)	145 (101, 189)	5 (2, 7)	180 (132, 227)	0.2 (0.1, 0.3)	4.3 (3.0, 5.6)	0.2 (0.1, 0.3)	1.0 (0.7, 1.2)
Cape Verde	Men	Overall	0.108	0.5 (0.1, 0.9)	23 (22, 25)	1 (0, 1)	4 (3, 4)	0 (0, 0)	5 (4, 5)	7 (3, 10)	34 (27, 40)	1 (0, 1)	42 (33, 49)	0.3 (0.2, 0.5)	6.4 (5.2, 7.6)	0.2 (0.1, 0.3)	1.5 (1.2, 1.8)
Cape Verde	Both	Overall	0.224	0.5 (0.1, 0.8)	24 (23, 26)	2 (1, 2)	7 (6, 8)	0 (0, 0)	9 (8, 10)	7 (5, 10)	31 (27, 36)	1 (1, 2)	40 (34, 46)	0.4 (0.3, 0.6)	5.8 (5.0, 6.6)	0.3 (0.2, 0.4)	1.5 (1.3, 1.7)
Central African Republic	Women	Ages 20 to 44	0.332	0.3 (0.1, 0.5)	22 (21, 24)	0 (0, 1)	5 (3, 6)	0 (0, 0)	5 (4, 6)	1 (0, 1)	9 (6, 11)	0 (0, 0)	9 (7, 12)	0.6 (0.3, 0.9)	9.2 (6.6, 12.0)	0.1 (0.1, 0.2)	4.2 (3.0, 5.4)
Central African Republic	Women	Ages 45 to 64	0.254	0.1 (0.0, 0.2)	23 (20, 26)	1 (1, 2)	10 (7, 14)	0 (0, 0)	11 (8, 15)	4 (2, 7)	39 (26, 54)	1 (0, 1)	44 (31, 60)	0.3 (0.2, 0.5)	5.1 (3.3, 6.9)	0.1 (0.1, 0.2)	1.9 (1.3, 2.6)
Central African Republic	Women	Ages 65 and older	0.295	0.1 (0.0, 0.2)	21 (17, 26)	2 (1, 4)	14 (9, 19)	0 (0, 0)	16 (11, 22)	24 (12, 37)	140 (89, 197)	2 (1, 3)	166 (110, 226)	0.2 (0.1, 0.2)	3.0 (1.9, 4.3)	0.1 (0.1, 0.2)	0.8 (0.5, 1.0)
Central African Republic	Women	Overall	0.881	0.2 (0.0, 0.3)	22 (19, 25)	4 (2, 6)	28 (22, 35)	0 (0, 0)	32 (25, 40)	4 (2, 6)	37 (29, 45)	2 (1, 3)	37 (29, 45)	0.2 (0.1, 0.3)	4.0 (3.2, 5.0)	0.1 (0.1, 0.2)	1.1 (0.9, 1.4)
Central African Republic	Men	Ages 20 to 44	0.329	0.3 (0.1, 0.5)	21 (18, 24)	0 (0, 1)	4 (2, 6)	0 (0, 0)	4 (2, 6)	1 (0, 1)	7 (3, 10)	0 (0, 0)	8 (4, 11)	0.3 (0.2, 0.5)	4.6 (2.3, 6.8)	0.1 (0.1, 0.2)	2.0 (1.1, 2.9)
Central African Republic	Men	Ages 45 to 64	0.222	0.1 (0.0, 0.2)	21 (18, 24)	2 (1, 4)	16 (10, 21)	0 (0, 0)	18 (13, 24)	11 (6, 17)	70 (47, 93)	1 (1, 2)	82 (58, 106)	0.3 (0.2, 0.5)	5.4 (3.6, 7.1)	0.2 (0.1, 0.3)	1.7 (1.2, 2.2)
Central African Republic	Men	Ages 65 and older	0.282	0.1 (0.0, 0.2)	21 (17, 24)	0 (0, 0)	0 (0, 0)	0 (0, 0)	0 (0, 0)	0 (0, 0)	0 (0, 0)	0 (0, 0)	0 (0, 0)	0.0 (0.0, 0.0)	0.0 (0.0, 0.0)	0.0 (0.0, 0.0)	0.0 (0.0, 0.0)
Central African Republic	Men	Overall	0.833	0.2 (0.1, 0.3)	21 (18, 24)	3 (2, 4)	19 (14, 25)	0 (0, 0)	23 (17, 29)	3 (2, 5)	23 (17, 30)	0 (0, 0)	27 (20, 34)	0.1 (0.1, 0.2)	2.7 (1.9, 3.4)	0.1 (0.1, 0.2)	0.7 (0.6, 0.9)
Central African Republic	Both	Overall	1.71	0.2 (0.0, 0.3)	22 (18, 25)	7 (3, 10)	48 (39, 57)	1 (0, 1)	55 (45, 65)	4 (2, 6)	28 (23, 33)	0 (0, 1)	32 (26, 38)	0.2 (0.1, 0.2)	3.3 (2.7, 4.0)	0.1 (0.1, 0.2)	0.9 (0.8, 1.1)
Chad	Women	Ages 20 to 44	0.763	0.4 (0.1, 0.7)	22 (21, 23)	1 (1, 2)	13 (9, 16)	0 (0, 0)	14 (10, 18)	1 (0, 1)	10 (7, 13)	0 (0, 0)	11 (8, 14)	0.7 (0.4, 1.1)	11.0 (7.9, 14.1)	0.2 (0.1, 0.2)	5.1 (3.8, 6.5)
Chad	Women	Ages 45 to 64	0.57	0.2 (0.1, 0.3)	23 (21, 24)	2 (1, 4)	23 (16, 31)	0 (0, 0)	26 (18, 33)	4 (2, 6)	40 (27, 54)	0 (0, 1)	45 (31, 59)	0.4 (0.2, 0.6)	6.1 (4.1, 8.1)	0.2 (0.1, 0.2)	2.5 (1.7, 3.2)
Chad	Women	Ages 65 and older	0.665	0.1 (0.0, 0.2)	22 (18, 25)	3 (1, 4)	24 (15, 34)	0 (0, 0)	28 (17, 38)	16 (8, 25)	136 (83, 191)	1 (0, 1)	154 (97, 212)	0.2 (0.1, 0.2)	3.4 (2.1, 4.8)	0.2 (0.1, 0.2)	1.2 (0.8, 1.7)
Chad	Women	Overall	2	0.3 (0.1, 0.4)	22 (20, 24)	6 (3, 9)	60 (48, 73)	0 (0, 1)	67 (53, 80)	3 (2, 5)	30 (24, 37)	0 (0, 0)	33 (26, 40)	0.3 (0.1, 0.4)	5.0 (3.9, 6.0)	0.2 (0.1, 0.2)	1.9 (1.5, 2.4)
Chad	Men	Ages 20 to 44	0.765	0.4 (0.1, 0.7)	21 (19, 22)	1 (0, 1)	5 (3, 8)	0 (0, 0)	6 (3, 8)	1 (0, 1)	4 (2, 6)	0 (0, 0)	5 (3, 7)	0.3 (0.2, 0.5)	4.7 (2.5, 6.8)	0.1 (0.0, 0.1)	2.0 (1.1, 2.8)
Chad	Men	Ages 45 to 64	0.52	0.2 (0.1, 0.4)	22 (21, 24)	3 (1, 4)	27 (18, 37)	0 (0, 0)	29 (20, 39)	5 (3, 8)	51 (34, 71)	0 (0, 1)	56 (39, 76)	0.4 (0.2, 0.6)	6.1 (4.1, 8.5)	0.2 (0.1, 0.3)	2.7 (1.9, 3.6)
Chad	Men	Ages 65 and older	0.626	0.2 (0.0, 0.3)	23 (20, 25)	2 (1, 4)	22 (14, 29)	0 (0, 0)	25 (16, 32)	16 (9, 25)	153 (99, 204)	1 (1, 2)	170 (114, 224)	0.2 (0.1, 0.3)	3.9 (2.5, 5.2)	0.1 (0.1, 0.2)	1.5 (1.0, 2.0)
Chad	Men	Overall	1.91	0.3 (0.1, 0.5)	22 (20, 24)	6 (3, 8)	54 (41, 66)	0 (0, 1)	60 (46, 73)	3 (2, 4)	28 (21, 35)	0 (0, 0)	31 (24, 38)	0.3 (0.1, 0.4)	4.8 (3.7, 5.9)	0.2 (0.1, 0.2)	2.0 (1.5, 2.4)
Chad	Both	Overall	3.91	0.3 (0.1, 0.4)	22 (20, 24)	12 (6, 18)	114 (97, 132)	1 (0, 1)	127 (108, 147)	3 (2, 5)	29 (25, 34)	0 (0, 0)	32 (28, 38)	0.3 (0.1, 0.4)	4.9 (4.1, 5.7)	0.2 (0.1, 0.2)	1.9 (1.6, 2.2)
Chile	Women	Ages 20 to 44	1.19	0.8 (0.3, 1.3)	27 (26, 28)	2 (1, 2)	6 (5, 8)	2 (1, 3)	10 (7, 13)	1 (0, 1)	3 (2, 3)	1 (0, 1)	4 (3, 5)	2.3 (1.4, 3.3)	16.8 (12.0, 21.5)	0.8 (0.4, 1.5)	2.8 (2.1, 3.5)
Chile	Women	Ages 45 to 64	1.91	0.4 (0.1, 0.7)	30 (28, 31)	8 (5, 11)	37 (25, 50)	10 (5, 16)	55 (40, 73)	4 (2, 6)	20 (13, 26)	5 (3, 9)	29 (21, 38)	1.2 (0.7, 1.7)	8.6 (5.7, 11.5)	0.7 (0.3, 1.2)	2.1 (1.5, 2.8)
Chile	Women	Ages 65 and older	2.11	0.3 (0.1, 0.5)	28 (26, 29)	35 (20, 52)	93 (69, 116)	19 (10, 30)	147 (108, 184)	39 (22, 58)	103 (77, 129)	22 (12, 34)	164 (121, 206)	0.4 (0.2, 0.6)	3.9 (2.9, 4.9)	0.6 (0.3, 0.9)	1.0 (0.8, 1.3)
Chile	Women	Overall	5.21	0.5 (0.2, 0.8)	28 (26, 29)	44 (26, 65)	136 (108, 163)	31 (17, 46)	212 (162, 260)	9 (5, 12)	26 (21, 31)	6 (3, 9)	41 (31, 50)	0.5 (0.3, 0.7)	4.8 (3.8, 5.7)	0.6 (0.4, 1.0)	1.2 (1.0, 1.5)
Chile	Men	Ages 20 to 44	1.2	0.8 (0.3, 1.4)	26 (25, 27)	6 (4, 8)	9 (6, 12)	1 (0, 1)	15 (11, 19)	2 (1, 4)	4 (3, 5)	0 (0, 0)	6 (5, 8)	2.3 (1.4, 3.3)	17.1 (11.8, 22.1)	0.4 (0.2, 0.6)	3.7 (2.7, 4.7)
Chile	Men	Ages 45 to 64	1.79	0.4 (0.1, 0.7)	28 (27, 30)	22 (13, 30)	54 (36, 72)	4 (2, 6)	79 (57, 102)	12 (7, 17)	30 (20, 40)	2 (1, 3)	44 (32, 57)	1.2 (0.7, 1.7)	8.9 (5.9, 11.9)	0.4 (0.2, 0.6)	2.4 (1.7, 3.1)
Chile	Men	Ages 65 and older	1.87	0.3 (0.1, 0.5)	28 (26, 29)	40 (23, 58)	102 (75, 129)	11 (6, 15)	152 (115, 190)	58 (34, 84)	149 (110, 187)	15 (9, 23)	222 (168, 278)	0.5 (0.3, 0.8)	4.5 (3.3, 5.7)	0.4 (0.2, 0.6)	1.3 (1.0, 1.6)
Chile	Men	Overall	4.86	0.5 (0.2, 0.9)	27 (26, 28)	67 (40, 96)	164 (132, 199)	15 (9, 22)	247 (194, 300)	14 (8, 20)	34 (27, 41)	3 (2, 5)	51 (40, 62)	0.7 (0.4, 1.0)	5.6 (4.5, 6.8)	0.4 (0.2, 0.6)	1.6 (1.2, 1.9)
Chile	Both	Overall	10.1	0.5 (0.2, 0.9)	28 (26, 29)	112 (67, 157)	301 (250, 346)	46 (26, 66)	459 (365, 549)	11 (7, 16)	30 (25, 34)	5 (3, 7)	46 (36, 54)	0.6 (0.4, 0.9)	5.2 (4.3, 6.0)	0.6 (0.3, 0.8)	1.4 (1.1, 1.7)
China	Women	Ages 20 to 44	93.8	0.1 (0.1, 0.1)	22 (22, 23)	43 (22, 68)	339 (224, 458)	17 (9, 27)	399 (277, 530)	0 (0, 0)	2 (1, 2)	0 (0, 0)	2 (1, 3)	0.4 (0.2, 0.6)	6.5 (4.3, 8.7)	0.1 (0.0, 0.2)	1.1 (0.8, 1.5)
China	Women	Ages 45 to 64	151	0.0 (0.0, 0.1)	24 (23, 25)	230 (116, 357)	1876 (1215, 2537)	95 (48, 148)	2201 (1523, 2899)	2 (1, 2)	12 (8, 17)	1 (0, 1)	15 (10, 19)	0.3 (0.1, 0.4)	4.4 (2.8, 5.9)	0.1 (0.1, 0.2)	1.1 (0.7, 1.4)
China	Women	Ages 65 and older	176	0.0 (0.0, 0.0)	23 (22, 24)	800 (385, 1290)	3001 (2108, 3899)	149 (76, 230)	3949 (2879, 4989)	14 (7, 22)	52 (37, 68)	3 (1, 4)	68 (50, 86)	0.1 (0.1, 0.2)	2.5 (1.7, 3.2)	0.1 (0.1, 0.2)	0.4 (0.3, 0.5)
China	Women	Overall	421	0.1 (0.0, 0.1)	23 (22, 24)	1073 (526, 1676)	5215 (4084, 6337)	62 (32, 95)	6549 (5145, 7939)	3 (1, 4)	12 (10, 15)	1 (0, 1)	16 (12, 19)	0.1 (0.1, 0.2)	3.1 (2.4, 3.7)	0.1 (0.1, 0.2)	0.6 (0.4, 0.7)
China	Men	Ages 20 to 44	99	0.1 (0.1, 0.1)	23 (22, 23)	122 (61, 188)	543 (359, 731)	21 (10, 32)	686 (488, 894)	1 (0, 1)	2 (2, 3)	0 (0, 0)	3 (2, 4)	0.4 (0.2, 0.6)	6.6 (4.4, 8.9)	0.1 (0.1, 0.2)	1.3 (0.9, 1.7)
China	Men	Ages 45 to 64	160	0.0 (0.0, 0.1)	23 (23, 24)	533 (274, 797)	1972 (1351, 2666)	03 (102, 322)	2708 (1988, 3525)	3 (2, 5)	13 (8, 17)	1 (1, 2)	17 (12, 22)	0.3 (0.1, 0.4)	4.4 (3.0, 6.0)	0.2 (0.1, 0.3)	0.8 (0.6, 1.0)
China	Men	Ages 65 and older	176	0.0 (0.0, 0.0)	23 (22, 23)	996 (512, 1538)	2494 (1706, 3264)	69 (35, 404)	3759 (2686, 4818)	19 (10, 29)	48 (33, 63)	5 (3, 8)	72 (52, 92)	0.1 (0.1, 0.2)	2.6 (1.8, 3.4)	0.2 (0.1, 0.2)	0.4 (0.3, 0.5)
China	Men	Overall	434	0													

Congo	Women	Ages 20 to 44	0.308	1.5 (0.5, 2.5)	23 (22, 24)	2 (1, 3)	17 (13, 22)	0 (0, 0)	19 (14, 24)	3 (2, 5)	34 (25, 42)	0 (0, 1)	37 (28, 47)	1.9 (0.9, 3.0)	24.7 (18.2, 31.0)	0.4 (0.2, 0.7)	10.1 (7.6, 12.6)
Congo	Women	Ages 45 to 64	0.219	0.7 (0.2, 1.2)	24 (22, 26)	3 (1, 4)	27 (18, 36)	0 (0, 1)	30 (20, 39)	13 (7, 20)	123 (81, 163)	2 (1, 3)	138 (93, 179)	0.8 (0.4, 1.2)	11.7 (7.7, 15.5)	0.3 (0.3, 0.5)	4.6 (3.1, 6.0)
Congo	Women	Ages 65 and older	0.289	0.5 (0.2, 0.9)	22 (19, 26)	5 (3, 8)	26 (17, 35)	0 (0, 1)	32 (22, 42)	61 (31, 94)	329 (213, 441)	4 (2, 7)	395 (271, 520)	0.4 (0.2, 0.6)	6.6 (4.3, 8.8)	0.3 (0.2, 0.5)	1.7 (1.2, 2.3)
Congo	Women	Overall	0.816	0.9 (0.3, 1.6)	23 (21, 25)	10 (5, 14)	71 (58, 84)	1 (0, 1)	81 (66, 96)	12 (6, 18)	87 (71, 103)	1 (1, 2)	99 (80, 118)	0.5 (0.3, 0.8)	10.1 (8.2, 12.0)	0.3 (0.2, 0.5)	3.0 (2.5, 3.6)
Congo	Men	Ages 20 to 44	0.31	1.6 (0.5, 2.8)	21 (20, 23)	3 (1, 4)	19 (13, 24)	0 (0, 0)	22 (16, 27)	5 (3, 8)	37 (25, 47)	0 (0, 0)	42 (30, 52)	1.6 (0.8, 2.5)	23.0 (15.6, 29.3)	0.5 (0.2, 0.8)	9.1 (6.5, 11.4)
Congo	Men	Ages 45 to 64	0.21	0.8 (0.2, 1.4)	23 (21, 25)	5 (3, 8)	32 (22, 43)	0 (0, 1)	38 (27, 49)	25 (12, 37)	153 (103, 204)	2 (1, 3)	180 (127, 233)	0.8 (0.4, 1.2)	12.8 (8.6, 16.9)	0.5 (0.2, 0.8)	4.1 (2.9, 5.3)
Congo	Men	Ages 65 and older	0.282	0.6 (0.2, 1.0)	22 (19, 25)	4 (2, 7)	22 (14, 29)	0 (0, 1)	27 (19, 35)	66 (33, 100)	320 (213, 432)	6 (3, 9)	392 (276, 514)	0.4 (0.2, 0.6)	7.0 (4.6, 9.4)	0.4 (0.2, 0.6)	1.7 (1.2, 2.3)
Congo	Men	Overall	0.803	1.0 (0.3, 1.8)	22 (20, 24)	12 (6, 19)	73 (58, 88)	1 (1, 2)	86 (69, 103)	15 (8, 23)	91 (72, 110)	1 (1, 2)	108 (86, 129)	0.6 (0.3, 1.0)	11.3 (9.0, 13.7)	0.4 (0.2, 0.7)	3.2 (2.6, 3.8)
Congo	Both	Overall	1.62	1.0 (0.3, 1.7)	22 (20, 24)	22 (11, 33)	144 (124, 164)	2 (1, 3)	168 (142, 194)	13 (7, 20)	89 (77, 101)	1 (1, 2)	104 (88, 120)	0.6 (0.3, 0.9)	10.7 (9.2, 12.2)	0.4 (0.2, 0.6)	3.1 (2.6, 3.6)
Costa Rica	Women	Ages 20 to 44	0.382	2.7 (0.8, 4.6)	26 (24, 27)	2 (1, 2)	5 (4, 6)	1 (0, 1)	7 (5, 8)	2 (1, 3)	7 (5, 8)	1 (1, 1)	10 (8, 12)	6.4 (3.8, 9.4)	39.3 (31.0, 46.7)	1.3 (0.8, 2.0)	7.8 (6.0, 9.4)
Costa Rica	Women	Ages 45 to 64	0.444	1.4 (0.5, 2.4)	29 (28, 31)	6 (4, 9)	21 (15, 27)	3 (1, 4)	30 (23, 38)	14 (8, 20)	44 (34, 60)	6 (3, 9)	68 (51, 85)	3.1 (1.8, 4.4)	21.2 (15.1, 26.6)	1.0 (0.6, 1.6)	5.4 (4.1, 6.8)
Costa Rica	Women	Ages 65 and older	0.475	1.0 (0.3, 1.7)	27 (26, 28)	19 (10, 28)	36 (27, 45)	4 (2, 5)	58 (43, 73)	114 (64, 172)	220 (168, 274)	22 (13, 33)	356 (261, 446)	1.1 (0.6, 1.7)	8.2 (6.2, 10.2)	0.8 (0.5, 1.2)	2.3 (1.7, 2.9)
Costa Rica	Women	Overall	1.3	1.8 (0.5, 3.0)	27 (26, 28)	26 (15, 38)	62 (51, 73)	7 (4, 10)	95 (74, 116)	20 (12, 29)	48 (39, 56)	5 (3, 8)	73 (57, 89)	1.4 (0.8, 2.0)	11.2 (9.3, 13.2)	0.9 (0.5, 1.3)	3.0 (2.3, 3.6)
Costa Rica	Men	Ages 20 to 44	0.4	3.0 (0.8, 5.1)	26 (25, 27)	4 (2, 6)	8 (6, 9)	0 (0, 1)	10 (10, 15)	6 (3, 8)	11 (8, 13)	1 (0, 1)	17 (13, 21)	6.8 (4.1, 9.9)	41.7 (32.0, 49.4)	0.7 (0.4, 1.2)	12.0 (9.4, 14.7)
Costa Rica	Men	Ages 45 to 64	0.453	1.6 (0.5, 2.7)	27 (26, 29)	16 (10, 22)	25 (18, 32)	2 (1, 3)	43 (33, 54)	35 (21, 49)	55 (40, 70)	4 (2, 6)	94 (72, 118)	3.3 (2.0, 4.7)	23.2 (16.9, 29.3)	0.8 (0.4, 1.2)	5.8 (4.5, 7.4)
Costa Rica	Men	Ages 65 and older	0.463	1.1 (0.3, 1.9)	26 (25, 27)	18 (12, 25)	27 (20, 33)	2 (1, 3)	47 (37, 59)	129 (85, 176)	189 (139, 235)	16 (11, 23)	334 (259, 415)	1.0 (0.7, 1.4)	9.6 (7.0, 11.9)	0.5 (0.3, 0.7)	2.0 (1.5, 2.4)
Costa Rica	Men	Overall	1.32	1.9 (0.5, 3.3)	26 (25, 27)	38 (24, 52)	60 (50, 70)	5 (3, 6)	102 (82, 124)	29 (18, 40)	45 (38, 53)	3 (2, 5)	78 (62, 94)	1.6 (1.0, 2.3)	14.7 (12.3, 17.1)	0.6 (0.4, 0.9)	3.2 (2.5, 3.8)
Costa Rica	Both	Overall	2.62	1.8 (0.5, 3.1)	27 (25, 28)	64 (40, 90)	121 (106, 137)	11 (7, 16)	197 (158, 236)	25 (15, 35)	46 (41, 52)	4 (3, 6)	75 (60, 90)	1.5 (1.0, 2.2)	12.7 (11.1, 14.3)	0.8 (0.5, 1.1)	3.1 (2.5, 3.7)
Côte d'Ivoire	Women	Ages 20 to 44	1.43	0.5 (0.1, 0.9)	24 (22, 25)	3 (1, 4)	39 (29, 50)	0 (0, 0)	42 (31, 53)	1 (1, 2)	17 (13, 22)	0 (0, 0)	19 (14, 23)	0.9 (0.4, 1.3)	12.6 (9.2, 16.1)	0.2 (0.1, 0.3)	6.6 (4.9, 8.3)
Côte d'Ivoire	Women	Ages 45 to 64	1.04	0.2 (0.1, 0.4)	24 (23, 26)	5 (3, 8)	60 (41, 79)	1 (0, 1)	66 (47, 86)	5 (3, 8)	58 (39, 76)	1 (0, 1)	63 (45, 82)	0.4 (0.2, 0.7)	6.6 (4.5, 8.8)	0.1 (0.1, 0.2)	2.9 (2.0, 3.7)
Côte d'Ivoire	Women	Ages 65 and older	1.19	0.2 (0.1, 0.3)	23 (21, 26)	8 (4, 12)	72 (49, 96)	1 (0, 1)	80 (56, 105)	23 (12, 34)	207 (140, 277)	2 (1, 3)	232 (162, 304)	0.2 (0.1, 0.3)	3.8 (2.6, 5.2)	0.1 (0.1, 0.2)	1.5 (1.0, 1.9)
Côte d'Ivoire	Women	Overall	3.65	0.3 (0.1, 0.5)	24 (22, 25)	16 (8, 24)	170 (136, 201)	1 (1, 2)	188 (151, 221)	4 (2, 7)	47 (37, 55)	0 (0, 1)	51 (41, 60)	0.3 (0.2, 0.5)	5.5 (4.4, 6.5)	0.2 (0.1, 0.2)	2.2 (1.8, 2.6)
Côte d'Ivoire	Men	Ages 20 to 44	1.45	0.5 (0.2, 0.9)	22 (21, 24)	6 (3, 9)	45 (33, 58)	0 (0, 0)	51 (38, 65)	2 (1, 4)	19 (14, 24)	0 (0, 0)	21 (16, 27)	0.8 (0.4, 1.3)	13.0 (9.3, 16.6)	0.1 (0.1, 0.2)	5.2 (3.8, 6.6)
Côte d'Ivoire	Men	Ages 45 to 64	1.2	0.3 (0.1, 0.4)	23 (21, 25)	11 (5, 16)	112 (76, 149)	0 (0, 1)	123 (87, 161)	9 (5, 13)	94 (64, 125)	0 (0, 0)	103 (73, 135)	0.4 (0.2, 0.6)	6.7 (4.5, 8.9)	0.2 (0.1, 0.3)	3.1 (2.2, 4.1)
Côte d'Ivoire	Men	Ages 65 and older	1.35	0.2 (0.1, 0.3)	22 (20, 24)	10 (5, 15)	97 (60, 134)	0 (0, 0)	107 (71, 144)	25 (13, 38)	241 (149, 333)	1 (0, 1)	267 (176, 359)	0.2 (0.1, 0.3)	4.1 (2.6, 5.7)	0.1 (0.1, 0.2)	1.7 (1.1, 2.2)
Côte d'Ivoire	Men	Overall	4	0.3 (0.1, 0.6)	22 (21, 24)	26 (13, 40)	254 (201, 307)	1 (0, 1)	282 (225, 342)	7 (3, 10)	64 (50, 77)	0 (0, 0)	70 (56, 85)	0.3 (0.2, 0.5)	5.8 (4.6, 7.0)	0.1 (0.1, 0.2)	2.5 (2.0, 3.0)
Côte d'Ivoire	Both	Overall	7.65	0.3 (0.1, 0.6)	23 (21, 25)	42 (22, 64)	425 (361, 487)	2 (1, 3)	469 (399, 541)	6 (3, 8)	56 (47, 64)	0 (0, 0)	61 (52, 71)	0.3 (0.2, 0.5)	5.7 (4.9, 6.5)	0.1 (0.1, 0.2)	2.4 (2.0, 2.7)
Croatia	Women	Ages 20 to 44	0.305	0.5 (0.4, 0.6)	23 (21, 25)	0 (0, 0)	1 (0, 1)	0 (0, 0)	1 (1, 1)	0 (0, 1)	1 (1, 1)	0 (0, 0)	2 (1, 2)	1.4 (0.8, 2.0)	11.7 (7.9, 15.5)	0.3 (0.2, 0.5)	1.2 (0.9, 1.5)
Croatia	Women	Ages 45 to 64	0.631	0.2 (0.2, 0.3)	28 (25, 30)	4 (2, 6)	6 (4, 8)	2 (0, 2)	11 (8, 15)	6 (4, 9)	10 (6, 13)	2 (1, 4)	18 (13, 23)	0.9 (0.6, 1.3)	6.9 (4.6, 9.2)	0.3 (0.2, 0.4)	1.0 (0.7, 1.3)
Croatia	Women	Ages 65 and older	0.765	0.2 (0.1, 0.2)	28 (25, 30)	43 (23, 66)	37 (28, 46)	5 (3, 7)	85 (60, 113)	92 (50, 142)	79 (60, 99)	11 (6, 16)	182 (128, 243)	0.4 (0.2, 0.5)	3.2 (2.4, 3.9)	0.2 (0.1, 0.4)	0.5 (0.4, 0.7)
Croatia	Women	Overall	1.7	0.3 (0.2, 0.4)	26 (24, 28)	47 (26, 72)	44 (35, 53)	7 (4, 10)	97 (69, 128)	28 (15, 42)	26 (20, 31)	4 (2, 6)	57 (41, 75)	0.4 (0.2, 0.6)	3.5 (2.8, 4.2)	0.2 (0.1, 0.4)	0.6 (0.4, 0.7)
Croatia	Men	Ages 20 to 44	0.315	0.6 (0.5, 0.7)	26 (24, 28)	2 (1, 2)	2 (1, 2)	0 (0, 0)	3 (2, 4)	3 (2, 4)	3 (2, 3)	0 (0, 0)	6 (4, 7)	1.7 (1.0, 2.4)	13.9 (9.5, 18.1)	0.3 (0.2, 0.5)	2.3 (1.6, 2.9)
Croatia	Men	Ages 45 to 64	0.603	0.3 (0.2, 0.3)	28 (26, 30)	13 (8, 19)	12 (8, 16)	2 (1, 3)	28 (20, 36)	22 (13, 31)	21 (14, 27)	4 (2, 6)	46 (33, 60)	1.0 (0.6, 1.4)	7.4 (5.1, 9.7)	0.3 (0.2, 0.4)	1.3 (0.9, 1.7)
Croatia	Men	Ages 65 and older	0.591	0.2 (0.2, 0.2)	27 (25, 29)	32 (19, 46)	27 (19, 35)	4 (3, 6)	63 (45, 82)	109 (65, 157)	93 (65, 120)	15 (9, 22)	218 (154, 280)	0.4 (0.3, 0.6)	3.9 (2.7, 5.0)	0.1 (0.1, 0.2)	0.7 (0.5, 0.8)
Croatia	Men	Overall	1.51	0.4 (0.3, 0.5)	27 (25, 28)	46 (28, 66)	41 (32, 51)	7 (4, 10)	95 (69, 121)	31 (18, 44)	27 (21, 34)	5 (3, 6)	63 (46, 80)	0.5 (0.3, 0.8)	4.7 (3.6, 5.7)	0.2 (0.1, 0.3)	0.8 (0.6, 1.0)
Croatia	Both	Overall	3.21	0.3 (0.3, 0.4)	26 (24, 28)	94 (56, 136)	85 (72, 99)	14 (8, 19)	192 (143, 243)	29 (17, 42)	26 (22, 31)	4 (3, 6)	60 (45, 76)	0.4 (0.3, 0.6)	4.0 (3.3, 4.6)	0.2 (0.1, 0.3)	0.7 (0.5, 0.8)
Cuba	Women	Ages 20 to 44	0.68	4.9 (1.4, 8.4)	25 (24, 27)	10 (6, 14)	29 (23, 34)	4 (3, 6)	43 (34, 53)	6 (3, 8)	17 (13, 20)	3 (2, 4)	26 (20, 31)	9.9 (5.9, 14.6)	51.5 (39.8, 59.1)	2.4 (1.4, 3.5)	12.3 (9.6, 15.0)
Cuba	Women	Ages 45 to 64	1.43	2.4 (0.7, 4.1)	29 (27, 31)	65 (40, 92)	148 (105, 184)	17 (10, 24)	230 (176, 283)	46 (28, 64)	103 (73, 129)	12 (7, 17)	161 (123, 198)	4.8 (2.9, 6.7)	30.8 (21.9, 38.4)	1.5 (0.9, 2.3)	7.8 (5.9, 9.5)
Cuba	Women	Ages 65 and older	1.76	1.8 (0.5, 3.1)	26 (23, 30)	161 (107, 222)	297 (225, 368)	24 (16, 33)	482 (381, 586)	216 (143, 297)	398 (302, 493)	32 (21, 45)	646 (510, 785)	1.1 (0.7, 1.5)	13.9 (10.5, 17.2)	0.8 (0.5, 1.1)	2.4 (1.9, 2.9)
Cuba	Women	Overall	3.87	3.1 (0.9, 5.4)	26 (24, 29)	236 (151, 322)	474 (392, 554)	45 (29, 62)	755 (616, 896)	61 (39, 83)	123 (101, 143)	12 (7, 16)	195 (159, 232)	1.5 (0.9, 2.0)	17.7 (14.6, 20.7)	1.0 (0.7, 1.4)	3.2 (2.6, 3.8)
Cuba	Men	Ages 20 to 44	0.714	5.5 (1.4, 9.6)	25 (24, 26)	27 (17, 37)	34 (28, 38)	3 (2, 4)	64 (49, 78)	15 (9, 21)	19 (16, 22)	2 (1, 2)	36 (28, 44)	9.7 (6.0, 13.4)	52.9 (43.2, 59.5)	2.3 (1.3, 3.5)	14.9 (11.6, 18.2)
Cuba	Men	Ages 45 to 64	1.43	2.6 (0.7, 4.6)	26 (24, 27)	129 (77, 184)	123 (93, 150)	16 (10, 24)	269 (200, 340)	90 (54, 129)	86 (65, 105)	12 (7, 17)	188 (140, 238)	5.1 (3.1, 7.3)	33.6 (25.4, 40.9)	2.2 (1.3, 3.2)	7.4 (5.5, 9.4)
Cuba	Men	Ages 65 and older	1.69	2.0 (0.5, 3.4)	24 (22, 26)	103 (51, 163)	154 (112, 192)	12 (6, 19)	269 (193, 349)	159 (79, 252)	237 (173, 296)	19 (10, 29)	416 (298, 537)	0.8 (0.4, 1.3)	15.2 (11.1, 18.9)	0.5 (0.3, 0.8)	1.7 (1.2, 2.2)
Cuba	Men	Overall	3.84	3.5 (0.9, 6.0)	25 (23, 26)	259 (177, 345)	311 (261, 359)	31 (21, 42)	602 (483, 724)	68 (46, 90)	81 (68, 94)	8 (6, 11)	157 (126, 188)	1.5 (1.1, 2.2)	15.1 (11.1, 24.9)	1.1 (0.7, 1.4)	3.0 (2.4, 3.6)
Cuba	Both	Overall	7.7	3.3 (0.9, 5.7)	26 (24, 28)	495 (339, 663)	785 (685, 889)	76 (51, 103)	1357 (1138, 1599)	64 (44, 86)	102 (89, 115)	10 (7, 13)	176 (148, 208)	1.6 (1.1, 2.1)	19.1 (16.6, 21.6)	1.0 (0.7, 1.4)	3.1 (2.6, 3.7)
Cyprus	Women	Ages 20 to 44	0.0603	0.5 (0.4, 0.7)	23 (21, 25)	0 (0, 0)	0 (0, 0)	0 (0, 0)	0 (0, 0)	0 (0, 0)	1 (1, 1)	0 (0, 0)	2 (1, 2)	1.4 (0.9, 2.0)	11.6 (7.5, 15.6)	0.4 (0.2, 0.5)	1.6 (1.1, 2.0)
Cyprus	Women	Ages 45 to 64	0.0935	0.2 (0.2, 0.3)	29 (27, 31)	0 (0, 0)	1 (1, 2)	0 (0, 0)	2 (1, 2)	3 (2, 4)	12 (8, 16)	2 (1, 3)	17 (12, 22)	0.9 (0.5, 1.3)	6.8 (4.4, 9.2)	0.3 (0.2, 0.4)	1.3 (0.9, 1.7)
Cyprus	Women	Ages 65 and older	0.102	0.2 (0.1, 0.2)	30 (27, 34)	2 (1, 3)	10 (7, 12)	0 (0, 1)	12 (10, 15)	47 (26, 71)	214 (158, 268)	9 (5, 13)	270 (208, 334)	0.3 (0.2, 0.5)	2.9 (2.2, 3.7)	0.2 (0.1, 0.3)	1.2 (0.9, 1.4)
Cyprus	Women	Overall	0.255	0.3 (0.3, 0.4)	27 (25, 30)	3 (1, 4)	11 (9, 14)	1 (0, 1)	14 (11, 17)	10 (6, 14)	43 (33, 53)	2 (1, 3)	55 (44, 68)	0.4 (0.2, 0.5)	3.1 (2.4, 3.8)	0.3 (0.2, 0.4)	1.2 (0.9, 1.5)
Cyprus	Men	Ages 20 to 44	0.0601	0.6 (0.5, 0.8)	26 (25, 28)	0 (0, 0)	0 (0, 0)	0 (0, 0)	1 (0, 1)	2 (1, 3)	2 (2, 3)	0 (0, 0)	5 (4, 6)	1.7 (1.0, 2.4)	13.9 (9.8, 18.1)	0.2 (0.1, 0.4)	2.5 (1.9, 3.2)
Cyprus	Men	Ages 45 to 64	0.0902														

Democratic People's Republic of Korea	Men	Ages 65 and older	2.95	0.0(0.0, 0.1)	22 (18, 25)	16 (8, 24)	37 (24, 51)	3 (2, 5)	56 (39, 75)	20 (10, 30)	46 (29, 63)	4 (2, 6)	69 (48, 93)	0.2(0.1, 0.3)	3.0(1.9, 4.2)	0.1(0.1, 0.2)	0.4(0.3, 0.6)
Democratic People's Republic of Korea	Men	Overall	7.09	0.1(0.0, 0.1)	22 (19, 25)	31 (16, 46)	81 (63, 101)	7 (3, 10)	119 (93, 148)	4 (2, 7)	11 (9, 14)	1 (0, 1)	17 (13, 21)	0.2(0.1, 0.3)	3.8(3.0, 4.7)	0.1(0.1, 0.2)	0.6(0.4, 0.7)
Democratic People's Republic of Korea	Both	Overall	14.9	0.1(0.0, 0.1)	21 (18, 25)	59 (31, 90)	212 (174, 250)	12 (6, 18)	283 (229, 339)	4 (2, 6)	14 (12, 17)	1 (0, 1)	19 (15, 23)	0.2(0.1, 0.2)	3.2(2.6, 3.8)	0.1(0.1, 0.2)	0.5(0.4, 0.6)
																9	
Democratic Republic of the Congo	Women	Ages 20 to 44	4.37	0.3(0.1, 0.4)	22 (21, 22)	5 (2, 8)	57 (38, 76)	1 (0, 1)	63 (44, 83)	1 (0, 1)	8 (5, 11)	0 (0, 0)	9 (6, 12)	0.5(0.2, 0.8)	7.3(4.9, 9.7)	0.1(0.1, 0.2)	3.1(2.1, 4.1)
Democratic Republic of the Congo	Women	Ages 45 to 64	3.1	0.1(0.0, 0.2)	22 (21, 23)	15 (7, 24)	136 (90, 183)	2 (1, 3)	153 (106, 202)	5 (2, 8)	44 (29, 59)	1 (0, 1)	50 (34, 65)	0.3(0.2, 0.5)	5.1(3.4, 6.9)	0.2(0.1, 0.2)	2.0(1.4, 2.6)
Democratic Republic of the Congo	Women	Ages 65 and older	3.83	0.1(0.0, 0.2)	22 (20, 24)	25 (13, 39)	134 (84, 180)	2 (1, 3)	161 (108, 211)	26 (13, 39)	135 (85, 182)	2 (1, 3)	162 (109, 213)	0.2(0.1, 0.3)	3.3(2.1, 4.5)	0.2(0.1, 0.2)	0.9(0.6, 1.1)
Democratic Republic of the Congo	Women	Overall	11.3	0.2(0.0, 0.3)	22 (20, 23)	46 (23, 71)	327 (258, 396)	4 (2, 6)	377 (298, 455)	4 (2, 6)	29 (23, 35)	0 (0, 1)	33 (26, 40)	0.2(0.1, 0.4)	4.4(3.5, 5.3)	0.2(0.1, 0.2)	1.3(1.1, 1.6)
Democratic Republic of the Congo	Men	Ages 20 to 44	4.34	0.3(0.1, 0.5)	20 (18, 21)	0 (0, 0)	0 (0, 0)	0 (0, 0)	0 (0, 0)	0 (0, 0)	0 (0, 0)	0 (0, 0)	0 (0, 0)	0.0(0.0, 0.0)	0.0(0.0, 0.0)	0.0(0.0, 0.0)	0.0(0.0, 0.0)
Democratic Republic of the Congo	Men	Ages 45 to 64	2.89	0.1(0.0, 0.2)	20 (18, 22)	0 (0, 0)	0 (0, 0)	0 (0, 0)	0 (0, 0)	0 (0, 0)	0 (0, 0)	0 (0, 0)	0 (0, 0)	0.0(0.0, 0.0)	0.0(0.0, 0.0)	0.0(0.0, 0.0)	0.0(0.0, 0.0)
Democratic Republic of the Congo	Men	Ages 65 and older	3.57	0.1(0.0, 0.2)	20 (18, 22)	0 (0, 0)	0 (0, 0)	0 (0, 0)	0 (0, 0)	0 (0, 0)	0 (0, 0)	0 (0, 0)	0 (0, 0)	0.0(0.0, 0.0)	0.0(0.0, 0.0)	0.0(0.0, 0.0)	0.0(0.0, 0.0)
Democratic Republic of the Congo	Men	Overall	10.8	0.2(0.1, 0.3)	20 (18, 22)	0 (0, 0)	0 (0, 0)	0 (0, 0)	0 (0, 0)	0 (0, 0)	0 (0, 0)	0 (0, 0)	0 (0, 0)	0.0(0.0, 0.0)	0.0(0.0, 0.0)	0.0(0.0, 0.0)	0.0(0.0, 0.0)
Democratic Republic of the Congo	Both	Overall	22.1	0.2(0.0, 0.3)	21 (19, 23)	46 (23, 71)	327 (258, 396)	4 (2, 6)	377 (298, 455)	2 (1, 3)	15 (12, 18)	0 (0, 0)	17 (13, 21)	0.1(0.1, 0.2)	2.5(2.0, 3.0)	0.1(0.0, 0.1)	0.7(0.6, 0.9)
Denmark	Women	Ages 20 to 44	0.323	0.5(0.1, 0.9)	24 (22, 26)	0 (0, 0)	2 (1, 2)	0 (0, 0)	2 (2, 3)	0 (0, 0)	3 (2, 3)	0 (0, 0)	3 (2, 4)	1.4(0.9, 2.1)	12.1(7.9, 16.2)	0.3(0.2, 0.4)	2.3(1.6, 2.9)
Denmark	Women	Ages 45 to 64	0.741	0.2(0.1, 0.4)	27 (24, 29)	2 (1, 3)	8 (6, 11)	2 (1, 3)	13 (9, 16)	3 (2, 4)	11 (8, 15)	3 (2, 4)	17 (12, 22)	0.9(0.5, 1.2)	6.9(4.7, 9.1)	0.3(0.1, 0.4)	1.0(0.7, 1.3)
Denmark	Women	Ages 65 and older	0.903	0.2(0.0, 0.3)	26 (23, 29)	21 (11, 34)	31 (23, 39)	6 (4, 9)	59 (42, 77)	42 (22, 66)	61 (44, 76)	12 (7, 17)	115 (83, 151)	0.3(0.2, 0.5)	2.8(2.0, 3.5)	0.2(0.1, 0.3)	0.5(0.4, 0.7)
Denmark	Women	Overall	1.97	0.3(0.1, 0.6)	25 (23, 28)	24 (13, 37)	41 (32, 49)	8 (5, 12)	73 (55, 94)	12 (7, 19)	21 (16, 25)	4 (3, 6)	37 (28, 48)	0.3(0.2, 0.5)	3.3(2.6, 4.0)	0.2(0.1, 0.3)	0.6(0.4, 0.7)
Denmark	Men	Ages 20 to 44	0.327	0.6(0.2, 1.0)	25 (24, 27)	1 (1, 1)	5 (3, 7)	0 (0, 0)	6 (4, 8)	1 (1, 2)	7 (5, 9)	0 (0, 0)	9 (6, 11)	1.6(1.0, 2.3)	13.1(8.8, 17.4)	0.3(0.2, 0.5)	5.3(3.7, 6.8)
Denmark	Men	Ages 45 to 64	0.747	0.2(0.1, 0.4)	27 (26, 29)	8 (5, 11)	23 (16, 31)	2 (1, 4)	33 (24, 43)	10 (6, 15)	31 (21, 41)	3 (2, 5)	45 (32, 57)	0.9(0.5, 1.3)	7.1(4.8, 9.4)	0.3(0.2, 0.4)	1.9(1.3, 2.4)
Denmark	Men	Ages 65 and older	0.81	0.2(0.1, 0.3)	26 (24, 29)	21 (12, 32)	38 (27, 48)	6 (4, 9)	65 (48, 82)	52 (30, 78)	92 (66, 118)	15 (9, 21)	159 (117, 202)	0.4(0.2, 0.6)	3.4(2.5, 4.4)	0.2(0.1, 0.3)	0.7(0.6, 0.9)
Denmark	Men	Overall	1.88	0.4(0.1, 0.6)	26 (25, 28)	30 (18, 44)	66 (53, 79)	9 (5, 12)	104 (81, 129)	16 (9, 23)	35 (28, 42)	5 (3, 6)	55 (43, 68)	0.5(0.3, 0.7)	4.5(3.6, 5.4)	0.2(0.1, 0.3)	1.0(0.8, 1.2)
Denmark	Both	Overall	3.85	0.3(0.1, 0.6)	26 (24, 28)	54 (32, 77)	107 (91, 124)	17 (10, 24)	178 (140, 217)	14 (8, 20)	28 (24, 32)	4 (3, 6)	46 (36, 56)	0.4(0.2, 0.5)	5.9(3.3, 4.6)	0.2(0.1, 0.3)	0.8(0.6, 0.9)
Djibouti	Women	Ages 20 to 44	0.07	0.5(0.1, 0.9)	24 (20, 27)	0 (0, 0)	1 (1, 1)	0 (0, 0)	1 (1, 1)	1 (0, 1)	9 (6, 11)	0 (0, 0)	10 (7, 12)	0.9(0.4, 1.4)	12.5(9.0, 16.2)	0.2(0.1, 0.3)	4.1(3.0, 5.2)
Djibouti	Women	Ages 45 to 64	0.0558	0.3(0.1, 0.5)	26 (22, 29)	1 (0, 1)	3 (2, 4)	0 (0, 0)	4 (3, 5)	11 (7, 17)	59 (40, 77)	3 (2, 4)	73 (53, 93)	1.0(0.6, 1.5)	7.2(5.0, 9.5)	0.4(0.2, 0.6)	3.0(2.2, 3.8)
Djibouti	Women	Ages 65 and older	0.0656	0.2(0.1, 0.3)	24 (19, 30)	1 (0, 1)	4 (3, 5)	0 (0, 0)	5 (3, 6)	47 (30, 64)	232 (157, 309)	6 (4, 8)	285 (206, 363)	0.4(0.3, 0.6)	4.1(2.8, 5.4)	0.4(0.2, 0.5)	1.7(1.2, 2.1)
Djibouti	Women	Overall	0.191	0.3(0.1, 0.6)	24 (20, 29)	1 (1, 2)	8 (6, 10)	0 (0, 0)	10 (8, 12)	8 (5, 11)	42 (33, 51)	1 (1, 2)	51 (41, 61)	0.6(0.4, 0.8)	5.5(4.4, 6.6)	0.4(0.2, 0.5)	2.2(1.8, 2.7)
Djibouti	Men	Ages 20 to 44	0.0714	0.6(0.2, 1.0)	23 (20, 26)	0 (0, 0)	2 (3, 3)	0 (0, 0)	2 (2, 3)	1 (1, 2)	17 (12, 22)	0 (0, 0)	19 (14, 24)	0.8(0.4, 1.3)	13.1(9.3, 16.9)	0.4(0.2, 0.6)	6.5(4.7, 8.2)
Djibouti	Men	Ages 45 to 64	0.0529	0.3(0.1, 0.5)	24 (21, 27)	0 (0, 0)	4 (2, 5)	0 (0, 0)	4 (3, 5)	6 (3, 9)	68 (45, 91)	1 (1, 2)	76 (52, 98)	0.4(0.2, 0.6)	6.9(4.6, 9.2)	0.3(0.2, 0.5)	3.1(2.1, 4.0)
Djibouti	Men	Ages 65 and older	0.0631	0.2(0.1, 0.4)	23 (20, 26)	0 (0, 0)	3 (2, 4)	0 (0, 0)	3 (2, 4)	21 (10, 31)	213 (139, 286)	3 (2, 5)	237 (160, 309)	0.2(0.1, 0.3)	4.1(2.7, 5.5)	0.3(0.1, 0.4)	1.7(1.1, 2.2)
Djibouti	Men	Overall	0.187	0.4(0.1, 0.6)	23 (20, 26)	1 (0, 1)	9 (7, 10)	0 (0, 0)	9 (8, 11)	4 (2, 6)	45 (36, 55)	1 (0, 1)	50 (40, 60)	0.4(0.2, 0.5)	6.3(5.0, 7.5)	0.3(0.2, 0.5)	2.7(2.1, 3.2)
Djibouti	Both	Overall	0.379	0.4(0.1, 0.6)	24 (20, 28)	2 (2, 3)	17 (14, 19)	0 (0, 1)	19 (17, 22)	6 (4, 8)	44 (38, 50)	1 (1, 1)	51 (44, 58)	0.5(0.3, 0.6)	5.9(5.1, 6.8)	0.3(0.2, 0.5)	2.4(2.1, 2.8)
Dominica	Women	Ages 20 to 44	0.00527	2.0(0.7, 3.4)	28 (27, 29)	0 (0, 0)	0 (0, 0)	0 (0, 0)	0 (0, 0)	2 (1, 3)	28 (22, 34)	1 (1, 2)	32 (24, 38)	5.7(3.4, 8.6)	32.5(24.8, 39.7)	1.1(0.7, 1.7)	15.1(11.6, 18.3)
Dominica	Women	Ages 45 to 64	0.00691	1.0(0.3, 1.7)	30 (29, 32)	0 (0, 0)	1 (1, 1)	0 (0, 0)	1 (1, 1)	10 (6, 15)	141 (98, 184)	5 (3, 7)	156 (111, 199)	2.6(1.4, 3.8)	16.1(11.2, 21.0)	0.9(0.5, 1.4)	10.1(7.2, 12.9)
Dominica	Women	Ages 65 and older	0.00817	0.8(0.2, 1.3)	28 (24, 32)	0 (0, 1)	2 (2, 3)	0 (0, 0)	3 (2, 4)	120 (65, 184)	773 (569, 963)	22 (13, 33)	915 (692, 1140)	1.0(0.5, 1.5)	6.6(4.8, 8.2)	0.8(0.4, 1.1)	4.0(3.0, 4.9)
Dominica	Women	Overall	0.0203	1.3(0.4, 2.2)	29 (26, 31)	0 (0, 1)	4 (3, 4)	0 (0, 0)	4 (3, 5)	23 (13, 35)	184 (146, 221)	6 (4, 8)	213 (169, 255)	1.1(0.6, 1.7)	8.4(6.7, 10.1)	0.8(0.5, 1.2)	5.0(4.0, 6.0)
Dominica	Men	Ages 20 to 44	0.00526	2.2(0.7, 3.7)	24 (23, 25)	0 (0, 0)	0 (0, 0)	0 (0, 0)	1 (0, 1)	3 (2, 5)	46 (34, 56)	1 (1, 2)	50 (38, 61)	4.3(2.7, 6.3)	32.2(24.1, 39.3)	0.7(0.3, 1.3)	15.6(11.9, 18.9)
Dominica	Men	Ages 45 to 64	0.00651	1.0(0.3, 1.7)	25 (24, 26)	0 (0, 0)	1 (1, 2)	0 (0, 0)	1 (1, 2)	19 (13, 27)	187 (133, 243)	4 (3, 6)	210 (155, 268)	1.5(1.0, 2.1)	16.2(11.6, 21.0)	0.5(0.3, 0.8)	7.4(5.5, 9.5)
Dominica	Men	Ages 65 and older	0.00754	0.8(0.3, 1.3)	23 (21, 25)	0 (0, 0)	2 (1, 2)	0 (0, 0)	2 (1, 2)	63 (32, 98)	672 (486, 845)	9 (5, 14)	744 (549, 925)	0.5(0.2, 0.7)	6.9(5.0, 8.7)	0.2(0.1, 0.4)	3.2(2.3, 3.9)
Dominica	Men	Overall	0.0193	1.4(0.4, 2.3)	24 (23, 26)	0 (0, 0)	3 (3, 4)	0 (0, 0)	4 (3, 5)	17 (11, 23)	181 (149, 212)	3 (2, 5)	201 (168, 235)	0.7(0.5, 1.0)	9.9(8.2, 11.6)	0.4(0.2, 0.5)	4.6(3.8, 5.3)
Dominica	Both	Overall	0.0397	1.3(0.4, 2.2)	26 (25, 28)	1 (1, 1)	7 (6, 8)	0 (0, 0)	8 (7, 9)	20 (14, 28)	182 (156, 207)	5 (3, 6)	207 (178, 236)	0.9(0.6, 1.3)	9.1(7.8, 10.3)	0.6(0.4, 0.8)	4.8(4.1, 5.5)
Dominican Republic	Women	Ages 20 to 44	0.767	1.6(0.5, 2.7)	26 (25, 28)	7 (4, 10)	27 (20, 33)	1 (1, 1)	35 (27, 42)	5 (3, 7)	19 (15, 24)	1 (0, 1)	25 (20, 30)	3.8(2.3, 5.4)	27.2(20.5, 33.3)	0.9(0.5, 1.3)	9.3(7.3, 11.3)
Dominican Republic	Women	Ages 45 to 64	0.794	0.8(0.2, 1.3)	28 (26, 31)	19 (11, 26)	68 (47, 88)	2 (1, 3)	89 (64, 111)	24 (14, 33)	86 (60, 111)	3 (2, 4)	112 (81, 140)	1.9(1.1, 2.6)	13.4(9.3, 17.4)	0.6(0.3, 0.9)	5.0(3.6, 6.2)
Dominican Republic	Women	Ages 65 and older	0.944	0.6(0.2, 1.0)	27 (24, 29)	52 (30, 80)	132 (98, 166)	3 (2, 5)	187 (143, 236)	164 (95, 251)	413 (308, 520)	10 (6, 14)	587 (448, 740)	0.7(0.4, 1.1)	5.8(4.4, 7.4)	0.4(0.3, 0.6)	1.9(1.5, 2.4)
Dominican Republic	Women	Overall	2.51	1.0(0.3, 1.7)	27 (25, 29)	78 (46, 114)	227 (187, 268)	6 (4, 9)	311 (251, 377)	31 (18, 46)	91 (75, 107)	2 (2, 4)	124 (100, 151)	0.9(0.6, 1.4)	7.9(6.5, 9.4)	0.5(0.3, 0.7)	2.6(2.1, 3.2)
Dominican Republic	Men	Ages 20 to 44	0.759	1.7(0.5, 2.9)	25 (23, 26)	11 (7, 16)	36 (26, 44)	1 (0, 1)	47 (36, 59)	8 (5, 12)	26 (19, 32)	0 (0, 1)	34 (26, 43)	4.0(2.4, 5.8)	28.4(20.8, 35.1)	0.6(0.4, 1.0)	11.2(8.6, 13.9)
Dominican Republic	Men	Ages 45 to 64	0.791	0.8(0.2, 1.4)	26 (24, 28)	38 (23, 54)	94 (65, 119)	2 (1, 2)	133 (97, 168)	48 (29, 68)	118 (83, 150)	2 (1, 3)	169 (123, 213)	2.0(1.2, 2.8)	14.5(10.2, 18.4)	0.5(0.3, 0.8)	5.0(3.6, 6.3)
Dominican Republic	Men	Ages 65 and older	0.921	0.6(0.2, 1.0)	24 (23, 26)	43 (28, 59)	98 (74, 121)	2 (1, 3)	143 (113, 173)	143 (93, 195)	321 (243, 399)	7 (4, 9)	470 (371, 569)	0.6(0.4, 0.8)	6.4(4.8, 7.9)	0.2(0.2, 0.4)	1.5(1.2, 1.8)
Dominican Republic	Men	Overall	2.47	1.1(0.3, 1.8)	25 (23, 27)	93 (60, 128)	227 (187, 265)	4 (3, 5)	324 (262, 383)	38 (24, 52)	92 (76, 107)	2 (1, 2)	131 (106, 155)	0.9(0.6, 1.3)	9.9(8.1, 11.5)	0.3(0.2, 0.5)	2.5(2.1, 3.0)
Dominican Republic	Both	Overall	4.98	1.0(0.3, 1.8)	26 (24, 28)	171 (108, 237)	454 (394, 515)	10 (7, 14)	635 (530, 745)	34 (22, 48)	91 (79, 104)	2 (1, 3)	128 (107, 150)	0.9(0.6, 1.3)	8.8(7.6, 10.0)	0.5(0.3, 0.7)	2.6(2.2, 3.0)
Ecuador	Women	Ages 20 to 44	1.17	0.7(0.2, 1.2)	26 (25, 28)	5 (3, 7)	18 (13, 24)	1 (0, 1)	24 (17, 30)	2 (1, 3)	9 (6, 11)	0 (0, 0)	11 (8, 15)	2.4(1.4, 3.5)	16.1(11.3, 20.9)	0.5(0.3, 0.8)	5.8(4.3, 7.4)
Ecuador</																	

El Salvador	Women	Overall	1.61	1.4 (0.4, 2.4)	27 (26, 29)	38 (25, 52)	251 (208, 295)	6 (4, 8)	294 (246, 342)	23 (15, 32)	156 (129, 183)	4 (2, 5)	183 (153, 212)	1.0 (0.6, 1.3)	10.9 (9.0, 12.8)	0.9 (0.5, 1.2)	4.7 (4.0, 5.5)
El Salvador	Men	Ages 20 to 44	0.413	2.3 (0.6, 3.9)	26 (24, 28)	10 (6, 14)	33 (25, 39)	1 (0, 1)	43 (33, 52)	14 (9, 20)	46 (35, 55)	1 (1, 1)	61 (47, 73)	5.5 (3.4, 7.7)	35.3 (27.0, 42.2)	0.9 (0.5, 1.3)	14.7 (11.4, 17.8)
El Salvador	Men	Ages 45 to 64	0.368	1.2 (0.3, 2.1)	27 (25, 29)	14 (8, 20)	67 (46, 86)	1 (0, 1)	82 (60, 102)	37 (22, 53)	182 (126, 234)	2 (1, 3)	222 (162, 277)	2.6 (1.6, 3.8)	19.0 (13.1, 24.3)	0.7 (0.4, 1.1)	9.7 (7.1, 12.1)
El Salvador	Men	Ages 65 and older	0.481	0.9 (0.2, 1.5)	26 (23, 28)	19 (12, 26)	70 (50, 89)	1 (1, 2)	90 (68, 113)	102 (65, 142)	381 (270, 485)	8 (5, 10)	490 (368, 612)	0.7 (0.5, 1.0)	8.0 (5.7, 10.2)	0.5 (0.4, 0.7)	2.6 (1.9, 3.2)
El Salvador	Men	Overall	1.26	1.5 (0.4, 2.5)	26 (24, 28)	42 (27, 59)	170 (141, 198)	3 (2, 4)	215 (179, 254)	33 (21, 47)	135 (112, 157)	2 (1, 3)	170 (142, 201)	1.3 (0.8, 1.8)	12.8 (10.6, 15.0)	0.6 (0.4, 0.9)	4.6 (3.9, 5.5)
El Salvador	Both	Overall	2.87	1.4 (0.4, 2.5)	27 (25, 28)	80 (52, 109)	421 (370, 476)	8 (5, 12)	510 (440, 581)	28 (18, 38)	147 (129, 166)	3 (2, 4)	177 (153, 202)	1.1 (0.7, 1.5)	11.6 (10.2, 13.1)	0.8 (0.5, 1.1)	4.7 (4.0, 5.3)
Equatorial Guinea	Women	Ages 20 to 44	0.0405	1.0 (0.3, 1.7)	24 (20, 28)	0 (0, 0)	1 (1, 1)	0 (0, 0)	1 (1, 1)	2 (1, 3)	12 (9, 15)	0 (0, 0)	14 (10, 17)	2.3 (1.4, 3.4)	19.4 (14.1, 24.4)	0.6 (0.3, 0.8)	8.1 (6.0, 10.0)
Equatorial Guinea	Women	Ages 45 to 64	0.0473	0.5 (0.1, 0.8)	26 (22, 30)	0 (0, 1)	2 (1, 3)	0 (0, 0)	3 (2, 3)	9 (5, 13)	43 (30, 56)	1 (1, 2)	53 (39, 68)	1.5 (0.9, 2.2)	10.4 (7.2, 13.6)	0.5 (0.3, 0.8)	4.4 (3.2, 5.7)
Equatorial Guinea	Women	Ages 65 and older	0.0493	0.4 (0.1, 0.6)	25 (19, 30)	1 (0, 1)	2 (1, 2)	0 (0, 0)	2 (2, 3)	49 (32, 66)	169 (118, 219)	4 (3, 5)	221 (164, 279)	0.4 (0.3, 0.6)	5.3 (3.7, 6.9)	0.4 (0.2, 0.5)	1.5 (1.1, 1.8)
Equatorial Guinea	Women	Overall	0.137	0.6 (0.2, 1.1)	25 (20, 29)	1 (1, 1)	5 (4, 6)	0 (0, 0)	6 (5, 7)	8 (5, 11)	34 (28, 41)	1 (1, 1)	43 (35, 51)	0.7 (0.5, 1.0)	8.3 (6.8, 9.8)	0.5 (0.3, 0.6)	2.6 (2.1, 3.1)
Equatorial Guinea	Men	Ages 20 to 44	0.0437	1.1 (0.3, 1.9)	23 (21, 26)	0 (0, 0)	2 (1, 2)	0 (0, 0)	2 (1, 3)	2 (1, 4)	21 (15, 27)	0 (0, 0)	24 (17, 30)	1.3 (0.6, 1.9)	19.1 (13.4, 24.9)	0.3 (0.2, 0.5)	7.8 (5.6, 10.1)
Equatorial Guinea	Men	Ages 45 to 64	0.0556	0.5 (0.1, 0.9)	25 (21, 28)	1 (0, 1)	4 (3, 6)	0 (0, 0)	5 (4, 7)	11 (6, 16)	79 (53, 104)	1 (0, 2)	91 (63, 118)	0.6 (0.3, 1.0)	10.3 (7.0, 13.6)	0.3 (0.2, 0.5)	3.6 (2.5, 4.7)
Equatorial Guinea	Men	Ages 65 and older	0.0532	0.4 (0.1, 0.7)	24 (20, 27)	0 (0, 1)	2 (1, 3)	0 (0, 0)	3 (2, 3)	39 (20, 60)	215 (143, 289)	4 (2, 6)	258 (179, 335)	0.3 (0.2, 0.5)	5.5 (3.7, 7.4)	0.2 (0.1, 0.4)	1.5 (1.0, 1.9)
Equatorial Guinea	Men	Overall	0.152	0.7 (0.2, 1.2)	24 (21, 27)	1 (1, 2)	8 (7, 10)	0 (0, 0)	10 (8, 12)	8 (4, 12)	54 (44, 66)	1 (0, 1)	64 (50, 76)	0.5 (0.3, 0.8)	9.2 (7.3, 11.0)	0.3 (0.1, 0.5)	2.8 (2.2, 3.4)
Equatorial Guinea	Both	Overall	0.29	0.7 (0.2, 1.2)	24 (20, 28)	2 (1, 3)	13 (11, 15)	0 (0, 0)	16 (13, 18)	8 (5, 11)	45 (39, 52)	1 (1, 1)	54 (46, 62)	0.6 (0.4, 0.8)	8.8 (7.6, 10.1)	0.4 (0.3, 0.5)	2.7 (2.3, 3.1)
Eritrea	Women	Ages 20 to 44	0.468	0.1 (0.0, 0.2)	21 (20, 22)	0 (0, 0)	2 (1, 3)	0 (0, 0)	3 (2, 4)	0 (0, 1)	3 (2, 5)	0 (0, 0)	4 (2, 5)	0.3 (0.1, 0.5)	4.1 (2.3, 6.2)	0.1 (0.0, 0.2)	1.3 (0.7, 1.8)
Eritrea	Women	Ages 45 to 64	0.243	0.1 (0.0, 0.1)	22 (20, 23)	1 (1, 2)	10 (7, 14)	0 (0, 1)	12 (8, 15)	5 (2, 7)	41 (27, 57)	1 (1, 2)	48 (32, 63)	0.3 (0.1, 0.5)	4.4 (2.9, 6.1)	0.2 (0.1, 0.3)	1.4 (1.0, 1.9)
Eritrea	Women	Ages 65 and older	0.343	0.0 (0.0, 0.1)	21 (18, 25)	2 (1, 2)	11 (7, 15)	0 (0, 0)	13 (8, 17)	19 (9, 29)	135 (83, 184)	3 (2, 5)	157 (103, 208)	0.1 (0.1, 0.2)	2.5 (1.5, 3.4)	0.2 (0.1, 0.2)	0.8 (0.5, 1.0)
Eritrea	Women	Overall	1.05	0.1 (0.0, 0.1)	21 (19, 23)	3 (1, 4)	23 (17, 29)	1 (0, 1)	27 (21, 33)	3 (1, 4)	22 (17, 27)	1 (0, 1)	25 (20, 31)	0.2 (0.1, 0.3)	3.2 (2.4, 4.0)	0.2 (0.1, 0.2)	1.0 (0.8, 1.2)
Eritrea	Men	Ages 20 to 44	0.46	0.1 (0.0, 0.2)	21 (20, 22)	0 (0, 0)	4 (2, 5)	0 (0, 0)	4 (2, 6)	0 (0, 1)	5 (3, 7)	0 (0, 0)	5 (3, 8)	0.2 (0.1, 0.3)	3.5 (1.9, 5.2)	0.2 (0.1, 0.3)	1.7 (0.9, 2.4)
Eritrea	Men	Ages 45 to 64	0.187	0.1 (0.0, 0.1)	21 (20, 22)	1 (0, 1)	10 (6, 13)	0 (0, 0)	11 (7, 14)	5 (2, 7)	51 (34, 70)	1 (1, 2)	57 (39, 77)	0.3 (0.1, 0.4)	4.5 (3.0, 6.2)	0.2 (0.1, 0.4)	1.8 (1.2, 2.4)
Eritrea	Men	Ages 65 and older	0.31	0.0 (0.0, 0.1)	21 (19, 23)	0 (0, 0)	0 (0, 0)	0 (0, 0)	0 (0, 0)	0 (0, 0)	0 (0, 0)	0 (0, 0)	0 (0, 0)	0.0 (0.0, 0.0)	0.0 (0.0, 0.0)	0.0 (0.0, 0.0)	0.0 (0.0, 0.0)
Eritrea	Men	Overall	0.956	0.1 (0.0, 0.1)	21 (19, 22)	1 (1, 2)	13 (9, 17)	0 (0, 1)	15 (11, 18)	1 (1, 2)	14 (10, 18)	0 (0, 1)	15 (11, 19)	0.1 (0.1, 0.2)	2.3 (1.6, 3.0)	0.1 (0.0, 0.2)	0.9 (0.7, 1.1)
Eritrea	Both	Overall	2.01	0.1 (0.0, 0.1)	21 (19, 23)	4 (2, 6)	36 (30, 43)	1 (1, 2)	41 (34, 49)	2 (1, 3)	18 (15, 21)	1 (0, 1)	21 (17, 24)	0.2 (0.1, 0.2)	2.8 (2.3, 3.3)	0.1 (0.1, 0.2)	1.0 (0.8, 1.1)
Estonia	Women	Ages 20 to 44	0.0972	0.5 (0.2, 0.9)	24 (22, 26)	0 (0, 0)	1 (0, 1)	0 (0, 0)	1 (0, 1)	0 (0, 0)	3 (2, 3)	0 (0, 0)	3 (2, 4)	0.8 (0.4, 1.2)	12.9 (9.2, 16.5)	0.2 (0.1, 0.3)	3.8 (2.8, 4.8)
Estonia	Women	Ages 45 to 64	0.191	0.3 (0.1, 0.4)	27 (24, 29)	2 (1, 2)	2 (1, 3)	0 (0, 1)	4 (3, 5)	8 (5, 12)	11 (8, 15)	2 (1, 3)	21 (16, 28)	0.9 (0.6, 1.3)	7.1 (4.8, 9.5)	0.3 (0.2, 0.4)	1.1 (0.8, 1.5)
Estonia	Women	Ages 65 and older	0.245	0.2 (0.1, 0.3)	27 (24, 29)	15 (8, 24)	6 (5, 8)	1 (1, 2)	22 (15, 31)	99 (53, 154)	40 (30, 49)	7 (4, 11)	146 (95, 205)	0.3 (0.2, 0.5)	3.5 (2.6, 4.3)	0.2 (0.1, 0.3)	0.4 (0.3, 0.6)
Estonia	Women	Overall	0.534	0.3 (0.1, 0.6)	26 (23, 28)	17 (9, 26)	9 (7, 10)	2 (1, 2)	27 (19, 37)	31 (17, 48)	16 (13, 20)	3 (2, 4)	51 (35, 70)	0.3 (0.2, 0.5)	4.2 (3.4, 5.0)	0.2 (0.1, 0.3)	0.4 (0.3, 0.6)
Estonia	Men	Ages 20 to 44	0.0991	0.6 (0.2, 1.0)	25 (24, 27)	0 (0, 1)	1 (1, 2)	0 (0, 0)	1 (1, 2)	2 (1, 3)	5 (4, 7)	0 (0, 0)	8 (6, 10)	1.8 (1.0, 2.6)	14.0 (10.0, 17.9)	0.2 (0.1, 0.3)	3.8 (3.0, 4.7)
Estonia	Men	Ages 45 to 64	0.156	0.3 (0.1, 0.5)	28 (26, 29)	6 (3, 8)	3 (2, 4)	1 (0, 1)	10 (7, 13)	38 (22, 54)	20 (13, 26)	3 (2, 5)	61 (43, 81)	1.0 (0.6, 1.4)	7.5 (5.0, 9.8)	0.3 (0.2, 0.5)	1.2 (0.8, 1.6)
Estonia	Men	Ages 65 and older	0.163	0.2 (0.1, 0.3)	27 (25, 29)	12 (7, 18)	3 (2, 4)	1 (1, 1)	17 (11, 23)	163 (99, 238)	44 (31, 58)	13 (8, 18)	220 (146, 301)	0.5 (0.3, 0.7)	4.2 (3.0, 5.5)	0.2 (0.1, 0.2)	0.5 (0.3, 0.7)
Estonia	Men	Overall	0.418	0.4 (0.1, 0.6)	27 (25, 28)	19 (11, 27)	7 (6, 9)	2 (1, 2)	28 (19, 36)	44 (27, 64)	18 (14, 21)	4 (2, 5)	66 (46, 87)	0.6 (0.3, 0.8)	5.8 (4.7, 7.0)	0.2 (0.1, 0.3)	0.7 (0.5, 0.9)
Estonia	Both	Overall	0.952	0.3 (0.1, 0.6)	26 (24, 28)	35 (21, 52)	16 (14, 19)	3 (2, 4)	55 (38, 73)	37 (22, 54)	17 (15, 19)	3 (2, 5)	57 (40, 76)	0.4 (0.3, 0.6)	4.8 (4.1, 5.5)	0.2 (0.1, 0.3)	0.5 (0.4, 0.7)
Ethiopia	Women	Ages 20 to 44	5.79	0.1 (0.0, 0.2)	21 (20, 22)	0 (0, 0)	0 (0, 0)	0 (0, 0)	0 (0, 0)	0 (0, 0)	0 (0, 0)	0 (0, 0)	0 (0, 0)	0.0 (0.0, 0.0)	0.0 (0.0, 0.0)	0.0 (0.0, 0.0)	0.0 (0.0, 0.0)
Ethiopia	Women	Ages 45 to 64	4.55	0.1 (0.0, 0.1)	21 (20, 22)	12 (6, 19)	156 (106, 209)	5 (3, 8)	173 (120, 229)	3 (1, 4)	34 (23, 46)	1 (1, 2)	38 (26, 50)	0.3 (0.2, 0.5)	4.7 (3.2, 6.3)	0.1 (0.1, 0.2)	1.7 (1.2, 2.3)
Ethiopia	Women	Ages 65 and older	5.45	0.1 (0.0, 0.1)	20 (17, 23)	0 (0, 0)	0 (0, 0)	0 (0, 0)	0 (0, 0)	0 (0, 0)	0 (0, 0)	0 (0, 0)	0 (0, 0)	0.0 (0.0, 0.0)	0.0 (0.0, 0.0)	0.0 (0.0, 0.0)	0.0 (0.0, 0.0)
Ethiopia	Women	Overall	15.8	0.1 (0.0, 0.2)	21 (19, 22)	12 (6, 19)	156 (106, 209)	5 (3, 8)	173 (120, 229)	1 (0, 1)	10 (7, 13)	0 (0, 0)	11 (8, 14)	0.1 (0.0, 0.1)	1.4 (1.0, 1.9)	0.1 (0.0, 0.1)	0.5 (0.4, 0.7)
Ethiopia	Men	Ages 20 to 44	5.73	0.2 (0.0, 0.3)	20 (19, 21)	0 (0, 0)	0 (0, 0)	0 (0, 0)	0 (0, 0)	0 (0, 0)	0 (0, 0)	0 (0, 0)	0 (0, 0)	0.0 (0.0, 0.0)	0.0 (0.0, 0.0)	0.0 (0.0, 0.0)	0.0 (0.0, 0.0)
Ethiopia	Men	Ages 45 to 64	4.25	0.1 (0.0, 0.1)	21 (19, 22)	0 (0, 0)	0 (0, 0)	0 (0, 0)	0 (0, 0)	0 (0, 0)	0 (0, 0)	0 (0, 0)	0 (0, 0)	0.0 (0.0, 0.0)	0.0 (0.0, 0.0)	0.0 (0.0, 0.0)	0.0 (0.0, 0.0)
Ethiopia	Men	Ages 65 and older	5.21	0.1 (0.0, 0.1)	21 (19, 23)	0 (0, 0)	0 (0, 0)	0 (0, 0)	0 (0, 0)	0 (0, 0)	0 (0, 0)	0 (0, 0)	0 (0, 0)	0.0 (0.0, 0.0)	0.0 (0.0, 0.0)	0.0 (0.0, 0.0)	0.0 (0.0, 0.0)
Ethiopia	Men	Overall	15.2	0.1 (0.0, 0.2)	20 (19, 22)	0 (0, 0)	0 (0, 0)	0 (0, 0)	0 (0, 0)	0 (0, 0)	0 (0, 0)	0 (0, 0)	0 (0, 0)	0.0 (0.0, 0.0)	0.0 (0.0, 0.0)	0.0 (0.0, 0.0)	0.0 (0.0, 0.0)
Ethiopia	Both	Overall	31	0.1 (0.0, 0.2)	21 (19, 22)	12 (6, 19)	156 (106, 209)	5 (3, 8)	173 (120, 229)	0 (0, 1)	5 (3, 7)	0 (0, 0)	6 (4, 7)	0.0 (0.0, 0.1)	0.8 (0.5, 1.1)	0.1 (0.0, 0.1)	0.3 (0.2, 0.4)
Fiji	Women	Ages 20 to 44	0.0696	1.1 (0.3, 2.0)	28 (27, 29)	1 (1, 1)	14 (10, 18)	0 (0, 0)	15 (11, 20)	8 (5, 12)	114 (79, 150)	2 (1, 2)	123 (88, 160)	3.0 (1.8, 4.2)	20.5 (14.3, 27.0)	0.7 (0.4, 1.0)	14.3 (10.2, 18.5)
Fiji	Women	Ages 45 to 64	0.0788	0.6 (0.1, 1.0)	32 (30, 34)	3 (2, 4)	45 (31, 58)	0 (0, 0)	48 (34, 61)	35 (22, 51)	569 (388, 736)	4 (2, 6)	608 (429, 780)	1.5 (0.9, 2.1)	10.9 (7.4, 14.1)	0.5 (0.3, 0.7)	9.3 (6.6, 12.0)
Fiji	Women	Ages 65 and older	0.0753	0.4 (0.1, 0.7)	30 (26, 33)	3 (2, 4)	36 (24, 47)	0 (0, 0)	39 (27, 50)	121 (72, 171)	606 (1081, 2111)	10 (6, 14)	1737 (1198, 2252)	0.7 (0.4, 1.0)	6.2 (4.2, 8.1)	0.5 (0.3, 0.7)	4.9 (3.4, 6.4)
Fiji	Women	Overall	0.224	0.7 (0.2, 1.2)	29 (27, 32)	6 (4, 9)	95 (75, 112)	1 (0, 1)	102 (82, 120)	29 (17, 41)	423 (337, 501)	3 (2, 5)	455 (366, 537)	1.1 (0.6, 1.5)	8.9 (7.1, 10.6)	0.5 (0.3, 0.8)	7.3 (5.8, 8.6)
Fiji	Men	Ages 20 to 44	0.0733	1.2 (0.4, 2.1)	26 (25, 27)	3 (2, 5)	10 (7, 13)	0 (0, 0)	14 (10, 17)	26 (16, 37)	81 (57, 103)	0 (0, 1)	107 (79, 135)	2.9 (1.8, 4.2)	21.9 (15.4, 28.0)	0.8 (0.5, 1.2)	9.0 (6.6, 11.3)
Fiji	Men	Ages 45 to 64	0.0805	0.6 (0.2, 1.0)	28 (26, 29)	7 (4, 10)	46 (32, 61)	0 (0, 0)	54 (38, 69)	89 (54, 126)	574 (396, 757)	2 (1, 3)	666 (472, 859)	1.5 (0.9, 2.1)	11.5 (8.0, 15.0)	0.5 (0.3, 0.8)	7.0 (4.9, 9.0)
Fiji	Men	Ages 65 and older	0.0749	0.4 (0.1, 0.7)	27 (25, 29)	3 (2, 4)	30 (19, 40)	0 (0, 0)	33 (23, 44)	154 (92, 217)	552 (1009, 2071)	9 (5, 12)	1715 (1171, 2271)	0.8 (0.5, 1.1)	6.6 (4.3, 8.9)	0.6 (0.3, 0.9)	4.8 (3.3, 6.3)
Fiji	Men	Overall	0.229	0.8 (0.2, 1.3)	27 (25, 28)	14 (8, 19)	87 (68, 105)	0 (0, 1)	101 (81, 121)	59 (36, 83)	379 (298, 459)	2 (1, 2)	439 (353, 530)	1.4 (0.8, 1.9)	9.6 (7.6, 11.7)	0.6 (0.3, 0.8)	6.2 (5.0, 7.5)
Fiji	Both	Overall	0.452	0.7 (0.2, 1.3)	28 (26, 30)	20 (12, 28)	181 (152, 208)	1 (1, 2)	202 (170, 232)	44 (27, 62)	400 (336, 460)	2 (1, 4)	447 (376, 513)	1.3 (0.8, 1.8)	9.3 (7.8, 10.6)	0.5 (0.3, 0.8)	6.7 (5.6, 7.7)
Finland	Women	Ages 20 to 44	0.331	0.7 (0.5, 0.8)	24 (23, 25)	0 (0, 0)	2 (2, 3)	0 (0, 0)	3 (2, 3)								

Gabon	Women	Ages 20 to 44	0.116	3.8 (0.9, 6.7)	25 (24, 26)	2 (1, 2)	9 (7, 10)	0 (0, 0)	11 (9, 12)	8 (5, 11)	45 (36, 52)	1 (1, 2)	54 (44, 63)	9.1 (5.5, 13.2)	47.5 (38.4, 54.7)	2.1 (1.2, 3.0)	23.7 (19.1, 27.7)
Gabon	Women	Ages 45 to 64	0.0958	1.8 (0.4, 3.2)	27 (26, 29)	4 (2, 6)	22 (16, 28)	1 (0, 1)	26 (20, 33)	41 (24, 59)	228 (168, 288)	7 (4, 10)	276 (208, 344)	4.1 (2.4, 5.9)	25.5 (18.7, 32.2)	1.5 (0.8, 2.1)	12.7 (9.6, 15.9)
Gabon	Women	Ages 65 and older	0.117	1.3 (0.3, 2.4)	25 (22, 28)	6 (4, 8)	23 (17, 29)	0 (0, 1)	29 (22, 36)	159 (107, 217)	661 (482, 832)	13 (9, 19)	833 (640, 1018)	1.1 (0.7, 1.5)	12.9 (9.4, 16.3)	0.9 (0.6, 1.3)	4.1 (3.1, 5.0)
Gabon	Women	Overall	0.328	2.4 (0.6, 4.2)	26 (24, 28)	11 (7, 15)	54 (45, 62)	1 (1, 2)	66 (56, 76)	34 (22, 46)	164 (136, 189)	4 (3, 6)	202 (170, 233)	1.8 (1.1, 2.4)	20.4 (15.8, 21.9)	1.3 (0.8, 1.8)	6.8 (5.8, 7.9)
Gabon	Men	Ages 20 to 44	0.116	4.1 (1.2, 6.9)	24 (23, 24)	2 (1, 3)	14 (11, 16)	0 (0, 0)	16 (13, 19)	11 (6, 16)	70 (54, 80)	1 (0, 1)	81 (64, 94)	4.1 (2.2, 6.3)	44.0 (33.8, 50.5)	1.0 (0.5, 1.6)	19.7 (15.5, 22.9)
Gabon	Men	Ages 45 to 64	0.0966	2.0 (0.6, 3.3)	25 (24, 26)	5 (3, 8)	13 (23, 42)	0 (0, 1)	38 (28, 48)	52 (26, 78)	340 (241, 435)	5 (2, 7)	397 (287, 496)	1.8 (0.9, 2.7)	24.7 (17.5, 31.7)	0.9 (0.4, 1.4)	8.9 (6.5, 11.2)
Gabon	Men	Ages 65 and older	0.112	1.4 (0.4, 2.5)	24 (22, 26)	4 (2, 6)	22 (15, 29)	0 (0, 1)	27 (19, 34)	136 (69, 206)	735 (505, 963)	13 (7, 20)	884 (629, 1139)	0.8 (0.4, 1.1)	13.5 (9.3, 17.6)	0.6 (0.3, 1.0)	3.6 (2.6, 4.7)
Gabon	Men	Overall	0.325	2.6 (0.8, 4.3)	24 (23, 25)	11 (6, 17)	69 (56, 81)	1 (1, 1)	81 (65, 96)	35 (18, 52)	212 (174, 251)	3 (2, 4)	250 (201, 296)	1.3 (0.7, 1.9)	20.9 (17.1, 24.7)	0.8 (0.4, 1.2)	6.5 (5.2, 7.7)
Gabon	Both	Overall	0.653	2.5 (0.7, 4.3)	25 (23, 27)	22 (15, 30)	123 (107, 138)	2 (2, 3)	147 (128, 168)	34 (23, 46)	188 (163, 210)	4 (3, 5)	226 (196, 257)	1.5 (1.0, 2.0)	20.0 (17.4, 22.5)	1.1 (0.7, 1.4)	6.7 (5.8, 7.6)
Gambia	Women	Ages 20 to 44	0.139	0.9 (0.3, 1.5)	24 (23, 26)	1 (0, 1)	5 (4, 7)	0 (0, 0)	6 (4, 7)	2 (2, 4)	24 (18, 29)	0 (0, 0)	26 (20, 32)	2.0 (1.2, 2.9)	18.0 (13.5, 22.3)	0.4 (0.3, 0.6)	9.7 (7.4, 11.9)
Gambia	Women	Ages 45 to 64	0.077	0.5 (0.1, 0.7)	26 (24, 28)	1 (1, 2)	6 (4, 8)	0 (0, 0)	7 (5, 9)	14 (8, 20)	81 (56, 106)	1 (1, 2)	96 (68, 123)	1.3 (0.8, 1.9)	9.3 (6.4, 12.1)	0.5 (0.3, 0.7)	5.1 (3.6, 6.5)
Gambia	Women	Ages 65 and older	0.102	0.3 (0.1, 0.5)	25 (22, 27)	1 (1, 1)	6 (4, 8)	0 (0, 0)	7 (5, 9)	56 (37, 78)	329 (211, 442)	2 (1, 4)	388 (266, 504)	0.6 (0.4, 0.8)	5.6 (3.6, 7.5)	0.5 (0.3, 0.7)	2.8 (1.9, 3.6)
Gambia	Women	Overall	0.318	0.5 (0.2, 0.9)	25 (23, 27)	3 (2, 4)	17 (14, 21)	0 (0, 0)	20 (17, 24)	8 (5, 11)	55 (45, 65)	1 (0, 1)	64 (52, 75)	0.9 (0.6, 1.3)	8.6 (7.0, 10.2)	0.5 (0.3, 0.6)	4.4 (3.6, 5.2)
Gambia	Men	Ages 20 to 44	0.126	0.9 (0.3, 1.6)	21 (20, 23)	0 (0, 1)	3 (2, 3)	0 (0, 0)	3 (2, 4)	2 (1, 3)	13 (9, 16)	0 (0, 0)	14 (11, 19)	1.0 (0.5, 1.5)	14.6 (10.1, 19.1)	0.3 (0.1, 0.5)	5.2 (3.8, 6.7)
Gambia	Men	Ages 45 to 64	0.0768	0.5 (0.1, 0.8)	22 (21, 24)	1 (0, 1)	6 (4, 8)	0 (0, 0)	6 (4, 8)	8 (4, 12)	75 (50, 100)	0 (0, 1)	83 (57, 109)	0.6 (0.3, 0.8)	8.9 (5.9, 11.8)	0.3 (0.1, 0.4)	3.9 (2.6, 5.1)
Gambia	Men	Ages 65 and older	0.0939	0.3 (0.1, 0.6)	22 (20, 23)	1 (0, 1)	5 (3, 7)	0 (0, 0)	5 (4, 7)	28 (14, 43)	253 (162, 344)	1 (0, 2)	282 (187, 376)	0.3 (0.2, 0.5)	5.4 (3.5, 7.4)	0.2 (0.1, 0.3)	2.1 (1.4, 2.9)
Gambia	Men	Overall	0.296	0.6 (0.2, 1.0)	22 (20, 23)	1 (1, 2)	13 (11, 16)	0 (0, 0)	15 (12, 18)	5 (3, 8)	45 (36, 54)	0 (0, 0)	50 (40, 60)	0.5 (0.2, 0.7)	7.6 (6.1, 9.3)	0.2 (0.1, 0.4)	3.1 (2.5, 3.7)
Gambia	Both	Overall	0.614	0.6 (0.2, 1.0)	23 (21, 25)	4 (3, 5)	31 (26, 35)	0 (0, 0)	35 (30, 40)	7 (5, 9)	50 (43, 57)	0 (0, 1)	57 (49, 65)	0.7 (0.5, 0.9)	8.2 (7.1, 9.3)	0.4 (0.3, 0.5)	3.7 (3.2, 4.3)
Georgia	Women	Ages 20 to 44	0.318	0.7 (0.2, 1.2)	25 (22, 29)	2 (1, 3)	3 (2, 3)	0 (0, 1)	5 (4, 6)	3 (2, 4)	4 (3, 6)	1 (0, 1)	8 (6, 11)	2.0 (1.2, 2.8)	15.9 (11.3, 20.4)	0.5 (0.3, 0.8)	2.3 (1.7, 2.9)
Georgia	Women	Ages 45 to 64	0.613	0.3 (0.1, 0.6)	28 (24, 32)	9 (6, 13)	13 (9, 17)	1 (1, 2)	24 (18, 31)	15 (9, 22)	22 (14, 28)	2 (1, 3)	39 (29, 50)	1.1 (0.7, 1.5)	8.1 (5.3, 10.6)	0.3 (0.2, 0.5)	1.6 (1.2, 2.0)
Georgia	Women	Ages 65 and older	0.068	0.2 (0.1, 0.4)	27 (21, 32)	39 (22, 57)	20 (15, 26)	2 (1, 2)	61 (42, 82)	100 (57, 149)	53 (38, 68)	4 (2, 6)	158 (109, 214)	0.6 (0.4, 0.8)	4.4 (3.1, 5.7)	0.3 (0.2, 0.4)	0.6 (0.4, 0.8)
Georgia	Women	Overall	1.61	0.4 (0.1, 0.8)	27 (22, 31)	50 (29, 72)	36 (29, 44)	3 (2, 5)	90 (66, 116)	31 (18, 44)	23 (18, 27)	2 (1, 3)	56 (41, 72)	0.5 (0.3, 0.8)	5.6 (4.4, 6.7)	0.3 (0.2, 0.5)	0.8 (0.6, 1.0)
Georgia	Men	Ages 20 to 44	0.298	0.8 (0.2, 1.3)	25 (22, 28)	10 (6, 14)	5 (4, 7)	0 (0, 0)	15 (11, 20)	17 (11, 25)	9 (7, 12)	0 (0, 1)	27 (19, 36)	2.1 (1.3, 3.1)	16.8 (12.3, 21.3)	0.3 (0.2, 0.5)	2.7 (1.9, 3.6)
Georgia	Men	Ages 45 to 64	0.511	0.4 (0.1, 0.6)	27 (24, 29)	32 (19, 45)	20 (14, 27)	1 (1, 2)	54 (38, 70)	63 (38, 89)	40 (28, 52)	2 (1, 3)	105 (74, 136)	1.1 (0.7, 1.6)	8.7 (6.1, 11.3)	0.2 (0.1, 0.4)	1.6 (1.1, 2.0)
Georgia	Men	Ages 65 and older	0.504	0.3 (0.1, 0.5)	25 (22, 29)	41 (26, 58)	22 (15, 30)	1 (1, 2)	65 (47, 84)	173 (110, 243)	92 (65, 123)	5 (3, 7)	270 (197, 350)	0.5 (0.3, 0.7)	4.8 (3.4, 6.5)	0.2 (0.1, 0.3)	0.7 (0.5, 0.9)
Georgia	Men	Overall	1.07	0.5 (0.1, 0.8)	25 (23, 28)	83 (52, 116)	48 (38, 57)	3 (2, 4)	134 (98, 171)	63 (40, 89)	36 (29, 44)	2 (1, 3)	102 (75, 130)	0.7 (0.4, 1.0)	6.6 (5.3, 8.0)	0.2 (0.1, 0.3)	1.0 (0.7, 1.2)
Georgia	Both	Overall	2.92	0.5 (0.1, 0.8)	26 (22, 30)	133 (83, 185)	84 (72, 96)	4 (4, 8)	223 (166, 282)	46 (28, 63)	29 (25, 33)	2 (1, 3)	76 (57, 96)	0.6 (0.4, 0.9)	6.2 (5.3, 7.0)	0.3 (0.2, 0.4)	0.9 (0.7, 1.1)
Germany	Women	Ages 20 to 44	4.89	0.7 (0.5, 0.8)	24 (23, 25)	5 (3, 7)	15 (10, 19)	3 (2, 5)	23 (17, 29)	0 (0, 1)	1 (1, 2)	0 (0, 0)	2 (2, 3)	1.6 (1.0, 2.3)	14.0 (9.6, 18.3)	0.3 (0.2, 0.5)	1.6 (1.2, 2.0)
Germany	Women	Ages 45 to 64	11.7	0.3 (0.2, 0.4)	28 (26, 29)	40 (24, 58)	80 (54, 107)	29 (17, 42)	149 (107, 192)	3 (2, 5)	7 (5, 9)	2 (1, 4)	13 (9, 16)	1.0 (0.6, 1.4)	7.6 (5.2, 10.2)	0.3 (0.2, 0.5)	1.0 (0.7, 1.2)
Germany	Women	Ages 65 and older	15.5	0.2 (0.2, 0.3)	28 (27, 30)	506 (263, 795)	645 (479, 815)	116 (66, 170)	1267 (921, 1666)	53 (27, 83)	67 (50, 85)	12 (7, 18)	132 (96, 173)	0.4 (0.2, 0.6)	2.8 (2.1, 3.6)	0.3 (0.2, 0.4)	0.6 (0.4, 0.8)
Germany	Women	Overall	32.2	0.4 (0.3, 0.5)	27 (25, 28)	740 (567, 916)	148 (85, 217)	1439 (1068, 1851)	17 (9, 27)	23 (18, 29)	5 (3, 7)	45 (33, 58)	0.4 (0.2, 0.6)	3.1 (2.4, 3.8)	0.3 (0.2, 0.4)	0.6 (0.5, 0.8)	
Germany	Men	Ages 20 to 44	4.96	0.8 (0.6, 0.9)	26 (25, 27)	23 (14, 33)	48 (32, 63)	3 (2, 5)	74 (55, 93)	2 (1, 3)	4 (3, 6)	0 (0, 0)	7 (5, 8)	1.9 (1.1, 2.7)	15.2 (10.0, 19.4)	0.4 (0.2, 0.6)	3.6 (2.7, 4.6)
Germany	Men	Ages 45 to 64	11.8	0.3 (0.2, 0.4)	29 (28, 30)	152 (90, 214)	221 (149, 291)	40 (23, 57)	413 (306, 529)	13 (8, 18)	19 (13, 25)	3 (2, 5)	35 (26, 45)	1.0 (0.6, 1.4)	7.9 (5.3, 10.9)	0.3 (0.2, 0.5)	1.5 (1.1, 1.9)
Germany	Men	Ages 65 and older	13.3	0.2 (0.2, 0.3)	28 (27, 29)	470 (277, 682)	545 (401, 692)	97 (58, 139)	1113 (803, 1420)	66 (39, 95)	76 (56, 97)	14 (8, 19)	155 (112, 198)	0.4 (0.3, 0.6)	3.7 (2.8, 4.7)	0.2 (0.1, 0.3)	0.7 (0.5, 0.9)
Germany	Men	Overall	30	0.5 (0.4, 0.6)	27 (27, 28)	645 (376, 915)	814 (640, 974)	140 (84, 197)	1599 (1209, 1994)	22 (13, 31)	27 (21, 32)	5 (3, 7)	53 (40, 67)	0.5 (0.3, 0.8)	4.6 (3.6, 5.5)	0.2 (0.1, 0.3)	0.9 (0.7, 1.1)
Germany	Both	Overall	62	0.4 (0.3, 0.5)	27 (26, 28)	1196 (698, 1753)	1554 (1314, 1798)	88 (167, 414)	3039 (2320, 3774)	19 (11, 28)	25 (21, 29)	5 (3, 7)	49 (37, 61)	0.4 (0.3, 0.7)	3.7 (3.2, 4.3)	0.3 (0.2, 0.4)	0.7 (0.6, 0.9)
Ghana	Women	Ages 20 to 44	1.83	1.0 (0.3, 1.7)	24 (23, 25)	9 (6, 14)	63 (46, 78)	1 (1, 2)	73 (55, 90)	3 (2, 4)	20 (15, 25)	0 (0, 1)	23 (18, 29)	2.3 (1.4, 3.3)	19.4 (14.3, 24.3)	0.5 (0.3, 0.7)	8.2 (6.2, 10.1)
Ghana	Women	Ages 45 to 64	1.42	0.5 (0.1, 0.8)	25 (24, 26)	27 (15, 38)	100 (70, 129)	3 (2, 4)	129 (96, 163)	19 (11, 27)	71 (49, 91)	2 (1, 3)	91 (68, 115)	1.4 (0.8, 2.0)	10.3 (7.2, 13.2)	0.4 (0.3, 0.6)	4.0 (2.9, 5.0)
Ghana	Women	Ages 65 and older	1.77	0.4 (0.1, 0.6)	23 (23, 24)	9 (9, 28)	99 (64, 133)	1 (0, 1)	119 (81, 155)	38 (19, 58)	205 (131, 274)	2 (1, 3)	245 (166, 319)	0.3 (0.1, 0.4)	5.0 (3.2, 6.7)	0.2 (0.1, 0.3)	1.4 (0.9, 1.8)
Ghana	Women	Overall	5.02	0.6 (0.2, 1.1)	24 (23, 25)	54 (36, 74)	262 (209, 314)	5 (3, 6)	321 (263, 381)	1 (7, 15)	52 (42, 63)	1 (1, 1)	64 (52, 76)	0.6 (0.4, 0.9)	8.0 (6.4, 9.6)	0.4 (0.2, 0.5)	2.5 (2.1, 3.0)
Ghana	Men	Ages 20 to 44	1.9	1.1 (0.3, 1.9)	23 (22, 23)	11 (6, 16)	67 (50, 84)	0 (0, 1)	78 (59, 97)	3 (2, 5)	21 (15, 26)	0 (0, 0)	24 (18, 30)	1.4 (0.8, 2.2)	20.6 (15.3, 25.8)	0.2 (0.1, 0.3)	7.1 (5.3, 8.8)
Ghana	Men	Ages 45 to 64	1.42	0.5 (0.1, 0.9)	23 (23, 24)	15 (8, 23)	133 (88, 174)	1 (0, 1)	148 (101, 192)	11 (5, 16)	93 (62, 122)	0 (0, 1)	104 (71, 135)	0.6 (0.3, 0.9)	9.8 (6.5, 12.8)	0.2 (0.1, 0.3)	4.0 (2.8, 5.2)
Ghana	Men	Ages 65 and older	1.78	0.4 (0.1, 0.7)	22 (22, 23)	15 (8, 23)	126 (82, 168)	1 (0, 1)	142 (97, 186)	33 (17, 51)	283 (185, 377)	2 (1, 3)	318 (217, 417)	0.3 (0.1, 0.5)	5.7 (3.7, 7.6)	0.2 (0.1, 0.3)	2.0 (1.4, 2.6)
Ghana	Men	Overall	5.1	0.7 (0.2, 1.2)	23 (22, 23)	41 (21, 62)	326 (260, 392)	2 (1, 3)	369 (295, 440)	8 (4, 12)	64 (51, 77)	0 (0, 1)	72 (58, 86)	0.5 (0.3, 0.8)	8.4 (6.7, 10.1)	0.2 (0.1, 0.3)	3.1 (2.5, 3.7)
Ghana	Both	Overall	10.1	0.7 (0.2, 1.1)	23 (23, 24)	95 (62, 130)	588 (507, 668)	7 (4, 9)	690 (590, 789)	9 (6, 13)	58 (50, 66)	1 (0, 1)	68 (58, 78)	0.6 (0.4, 0.8)	8.2 (7.1, 9.3)	0.3 (0.2, 0.4)	2.8 (2.4, 3.2)
Greece	Women	Ages 20 to 44	0.81	0.4 (0.3, 0.4)	23 (21, 25)	1 (0, 1)	1 (1, 1)	0 (0, 0)	2 (1, 2)	0 (0, 0)	1 (0, 1)	0 (0, 0)	1 (1, 1)	0.6 (0.3, 0.9)	9.7 (6.5, 12.9)	0.1 (0.1, 0.2)	0.7 (0.5, 0.9)
Greece	Women	Ages 45 to 64	1.49	0.2 (0.1, 0.2)	27 (25, 29)	5 (3, 7)	7 (4, 9)	2 (1, 3)	14 (10, 18)	3 (2, 5)	5 (3, 6)	1 (1, 2)	10 (7, 12)	0.8 (0.5, 1.1)	5.9 (3.8, 8.0)	0.2 (0.1, 0.3)	0.8 (0.5, 1.0)
Greece	Women	Ages 65 and older	2.06	0.1 (0.1, 0.2)	27 (26, 29)	57 (29, 91)	44 (32, 55)	10 (6, 14)	111 (77, 153)	48 (25, 76)	37 (27, 46)	8 (5, 12)	93 (65, 129)	0.3 (0.1, 0.4)	2.5 (1.8, 3.1)	0.2 (0.1, 0.3)	0.4 (0.3, 0.5)
Greece	Women	Overall	4.36	0.2 (0.2, 0.3)	26 (24, 27)	63 (33, 98)	52 (40, 64)	12 (7, 17)	127 (91, 171)	14 (8, 22)	12 (9, 15)	3 (2, 4)	29 (21, 39)	0.3 (0.1, 0.4)	2.7 (2.1, 3.3)	0.2 (0.1, 0.3)	0.4 (0.3, 0.5)
Greece	Men	Ages 20 to 44	0.884	0.4 (0.3, 0.5)	25 (24, 27)	6 (3, 8)	2 (1, 3)	0 (0, 0)	8 (5, 11)	3 (2, 4)	1 (1, 2)	0 (0, 0)	4 (3, 6)	1.4 (0.8, 1.9)	11.1 (7.2, 14.8)	0.2 (0.1, 0.4)	1.5 (1.0, 2.0)
Greece	Men	Ages 45 to 64	1.44	0.2 (0.1, 0.2)	28 (26, 29)	21 (13, 29)	11 (8, 15)	2 (1, 3)	34 (24, 45)	14 (9, 21)	8 (5, 11)	1 (1					

Guatemala	Both	Overall	5.51	0.7 (0.2, 1.3)	26 (24, 27)	68 (44, 92)	709 (612, 802)	8 (5, 10)	784 (678, 883)	12 (8, 17)	129 (111, 146)	1 (1, 2)	142 (123, 160)	0.8 (0.5, 1.1)	9.2 (7.9, 10.4)	0.5 (0.3, 0.7)	5.3 (4.6, 6.0)
Guinea	Women	Ages 20 to 44	0.687	0.6 (0.2, 1.0)	22 (21, 23)	1 (1, 2)	16 (11, 20)	0 (0, 0)	18 (13, 22)	1 (1, 2)	14 (10, 18)	0 (0, 0)	15 (11, 19)	0.9 (0.4, 1.4)	13.4 (9.5, 16.9)	0.2 (0.2, 0.3)	5.8 (4.2, 7.3)
Guinea	Women	Ages 45 to 64	0.534	0.3 (0.1, 0.5)	23 (21, 24)	3 (2, 5)	30 (20, 40)	0 (0, 0)	34 (23, 44)	6 (3, 10)	56 (37, 75)	1 (0, 1)	63 (43, 83)	0.5 (0.2, 0.7)	7.0 (4.6, 9.3)	0.2 (0.1, 0.2)	2.7 (1.8, 3.5)
Guinea	Women	Ages 65 and older	0.642	0.2 (0.1, 0.3)	22 (18, 25)	4 (2, 7)	34 (21, 47)	0 (0, 0)	39 (25, 51)	25 (13, 37)	185 (116, 256)	1 (0, 1)	211 (140, 282)	0.2 (0.1, 0.3)	3.6 (2.3, 5.0)	0.1 (0.1, 0.2)	1.2 (0.8, 1.6)
Guinea	Women	Overall	1.86	0.4 (0.1, 0.6)	22 (20, 24)	9 (5, 14)	80 (64, 97)	1 (0, 1)	90 (72, 108)	5 (3, 8)	43 (34, 52)	0 (0, 0)	48 (39, 58)	0.3 (0.1, 0.4)	5.4 (4.3, 6.6)	0.2 (0.1, 0.2)	1.9 (1.5, 2.3)
Guinea	Men	Ages 20 to 44	0.707	0.6 (0.2, 1.1)	22 (20, 25)	2 (1, 3)	14 (10, 18)	0 (0, 0)	16 (12, 20)	1 (1, 2)	12 (9, 15)	0 (0, 0)	14 (10, 17)	0.9 (0.5, 1.4)	14.6 (10.6, 18.4)	0.2 (0.1, 0.4)	5.8 (4.4, 7.3)
Guinea	Men	Ages 45 to 64	0.523	0.3 (0.1, 0.5)	23 (21, 26)	3 (1, 4)	31 (20, 41)	0 (0, 0)	34 (23, 44)	6 (3, 8)	59 (38, 79)	0 (0, 0)	65 (44, 84)	0.4 (0.2, 0.7)	7.3 (4.7, 9.7)	0.1 (0.1, 0.2)	3.4 (2.2, 4.4)
Guinea	Men	Ages 65 and older	0.626	0.2 (0.1, 0.4)	22 (19, 25)	3 (2, 5)	28 (19, 38)	0 (0, 0)	31 (22, 41)	20 (10, 30)	190 (125, 256)	1 (0, 1)	210 (144, 276)	0.2 (0.1, 0.3)	4.4 (2.9, 5.9)	0.1 (0.1, 0.2)	1.7 (1.2, 2.2)
Guinea	Men	Overall	1.86	0.4 (0.1, 0.7)	22 (20, 25)	8 (4, 11)	74 (59, 88)	0 (0, 1)	81 (66, 97)	4 (2, 6)	40 (32, 48)	0 (0, 0)	44 (35, 52)	0.4 (0.2, 0.5)	6.3 (5.1, 7.5)	0.1 (0.1, 0.2)	2.6 (2.1, 3.2)
Guinea	Both	Overall	3.72	0.4 (0.1, 0.7)	22 (20, 25)	17 (9, 26)	154 (132, 176)	1 (0, 1)	171 (148, 197)	5 (2, 7)	41 (36, 47)	0 (0, 0)	46 (40, 53)	0.3 (0.2, 0.5)	5.8 (5.0, 6.6)	0.2 (0.1, 0.2)	2.2 (1.9, 2.5)
Guinea-Bissau	Women	Ages 20 to 44	0.11	0.4 (0.1, 0.7)	22 (19, 26)	0 (0, 0)	3 (2, 3)	0 (0, 0)	3 (2, 4)	1 (1, 2)	14 (10, 19)	0 (0, 0)	16 (12, 20)	0.7 (0.3, 1.1)	10.7 (7.7, 13.8)	0.1 (0.1, 0.2)	4.6 (3.4, 5.9)
Guinea-Bissau	Women	Ages 45 to 64	0.0895	0.2 (0.0, 0.3)	24 (20, 27)	1 (0, 1)	5 (4, 7)	0 (0, 0)	6 (4, 8)	6 (3, 10)	59 (39, 80)	1 (0, 1)	66 (45, 87)	0.4 (0.2, 0.6)	5.9 (3.9, 8.0)	0.1 (0.1, 0.2)	2.4 (1.6, 3.2)
Guinea-Bissau	Women	Ages 65 and older	0.102	0.1 (0.0, 0.2)	23 (17, 28)	1 (0, 1)	5 (3, 8)	0 (0, 0)	6 (4, 8)	26 (13, 40)	196 (125, 273)	1 (1, 2)	224 (148, 301)	0.2 (0.1, 0.3)	3.5 (2.3, 4.9)	0.2 (0.1, 0.2)	1.3 (0.8, 1.7)
Guinea-Bissau	Women	Overall	0.301	0.2 (0.1, 0.4)	23 (19, 27)	2 (1, 2)	13 (10, 16)	0 (0, 0)	15 (12, 18)	5 (3, 8)	44 (35, 54)	0 (0, 0)	50 (39, 60)	0.3 (0.1, 0.4)	5.0 (3.9, 6.1)	0.1 (0.1, 0.2)	1.9 (1.5, 2.3)
Guinea-Bissau	Men	Ages 20 to 44	0.109	0.4 (0.1, 0.7)	21 (19, 24)	0 (0, 0)	1 (1, 2)	0 (0, 0)	2 (1, 2)	1 (1, 2)	8 (5, 11)	0 (0, 0)	9 (6, 12)	0.6 (0.3, 0.9)	9.0 (5.9, 12.1)	0.2 (0.1, 0.2)	3.5 (2.4, 4.6)
Guinea-Bissau	Men	Ages 45 to 64	0.0827	0.2 (0.1, 0.3)	22 (19, 25)	0 (0, 1)	5 (3, 7)	0 (0, 0)	5 (4, 7)	6 (3, 9)	60 (38, 81)	0 (0, 1)	66 (45, 88)	0.4 (0.2, 0.6)	6.0 (3.8, 8.1)	0.1 (0.1, 0.3)	2.6 (1.8, 3.5)
Guinea-Bissau	Men	Ages 65 and older	0.0951	0.1 (0.0, 0.3)	21 (18, 25)	0 (0, 1)	4 (3, 5)	0 (0, 0)	4 (3, 6)	20 (10, 30)	172 (113, 234)	1 (1, 2)	193 (130, 257)	0.2 (0.1, 0.3)	3.7 (2.5, 5.1)	0.1 (0.1, 0.2)	1.4 (0.9, 1.9)
Guinea-Bissau	Men	Overall	0.286	0.3 (0.1, 0.4)	22 (19, 24)	1 (1, 2)	10 (8, 13)	0 (0, 0)	12 (9, 14)	4 (2, 6)	36 (28, 44)	0 (0, 0)	40 (32, 49)	0.3 (0.1, 0.4)	5.1 (3.9, 6.1)	0.1 (0.1, 0.2)	2.0 (1.6, 2.4)
Guinea-Bissau	Both	Overall	0.587	0.3 (0.1, 0.4)	22 (19, 26)	3 (1, 4)	24 (20, 27)	0 (0, 0)	27 (22, 31)	4 (2, 7)	40 (34, 46)	0 (0, 0)	45 (37, 52)	0.3 (0.1, 0.4)	5.0 (4.2, 5.8)	0.1 (0.1, 0.2)	1.9 (1.6, 2.2)
Guyana	Women	Ages 20 to 44	0.0573	1.9 (0.5, 3.2)	25 (22, 29)	1 (1, 2)	9 (6, 11)	0 (0, 0)	10 (8, 12)	11 (6, 16)	81 (59, 102)	2 (1, 2)	93 (70, 115)	4.5 (2.6, 6.8)	29.5 (21.4, 37.0)	1.3 (0.7, 1.9)	16.6 (12.4, 20.5)
Guyana	Women	Ages 45 to 64	0.0585	0.9 (0.3, 1.6)	28 (24, 32)	3 (2, 5)	32 (23, 41)	0 (0, 0)	36 (26, 45)	55 (31, 81)	548 (395, 695)	5 (3, 8)	608 (446, 764)	2.3 (1.3, 3.4)	15.8 (11.4, 20.0)	0.9 (0.5, 1.3)	11.7 (8.6, 14.8)
Guyana	Women	Ages 65 and older	0.0701	0.7 (0.2, 1.2)	26 (21, 32)	5 (3, 8)	28 (19, 36)	0 (0, 0)	33 (24, 42)	278 (157, 399)	426 (989, 1832)	17 (9, 24)	1720 (1233, 2162)	1.0 (0.6, 1.5)	8.1 (5.6, 10.3)	0.7 (0.4, 1.0)	4.1 (3.0, 5.2)
Guyana	Women	Overall	0.186	1.2 (0.4, 2.1)	26 (22, 31)	10 (6, 14)	69 (56, 81)	1 (0, 1)	79 (64, 94)	53 (30, 75)	369 (300, 436)	4 (3, 6)	425 (347, 504)	1.4 (0.8, 2.0)	11.9 (9.7, 14.1)	0.8 (0.5, 1.2)	6.8 (5.5, 8.0)
Guyana	Men	Ages 20 to 44	0.0544	2.0 (0.7, 3.4)	23 (21, 26)	1 (0, 1)	7 (5, 9)	0 (0, 0)	8 (6, 10)	7 (3, 11)	46 (46, 88)	0 (0, 1)	76 (53, 96)	2.0 (1.0, 3.2)	28.3 (19.1, 36.5)	0.4 (0.2, 0.7)	13.0 (9.1, 16.5)
Guyana	Men	Ages 45 to 64	0.0578	1.0 (0.3, 1.7)	24 (22, 27)	3 (1, 4)	28 (19, 36)	0 (0, 0)	31 (22, 39)	46 (23, 70)	483 (322, 627)	2 (1, 2)	531 (372, 679)	1.0 (0.5, 1.5)	14.8 (9.9, 19.2)	0.3 (0.1, 0.4)	7.3 (5.1, 9.3)
Guyana	Men	Ages 65 and older	0.0651	0.7 (0.2, 1.2)	23 (20, 27)	2 (1, 3)	14 (9, 19)	0 (0, 0)	16 (11, 21)	148 (77, 227)	087 (721, 1459)	5 (3, 8)	1240 (847, 1636)	0.5 (0.3, 0.7)	7.9 (5.3, 10.6)	0.2 (0.1, 0.3)	2.9 (2.0, 3.8)
Guyana	Men	Overall	0.177	1.3 (0.4, 2.2)	24 (21, 27)	5 (3, 8)	49 (39, 59)	0 (0, 0)	55 (44, 66)	30 (15, 45)	279 (220, 336)	1 (1, 2)	310 (249, 372)	0.8 (0.4, 1.2)	12.6 (9.9, 15.1)	0.2 (0.1, 0.4)	5.3 (4.3, 6.4)
Guyana	Both	Overall	0.363	1.2 (0.4, 2.1)	25 (21, 29)	15 (10, 20)	118 (100, 134)	1 (1, 1)	134 (116, 152)	42 (28, 56)	325 (276, 369)	3 (2, 4)	369 (319, 418)	1.1 (0.7, 1.5)	12.2 (10.3, 13.8)	0.6 (0.4, 0.9)	6.1 (5.2, 6.9)
Haiti	Women	Ages 20 to 44	0.814	0.9 (0.2, 1.5)	23 (23, 24)	5 (3, 8)	73 (51, 94)	1 (0, 1)	79 (56, 101)	4 (2, 6)	55 (39, 72)	1 (0, 1)	60 (43, 77)	1.2 (0.6, 1.9)	17.0 (12.0, 22.1)	0.4 (0.2, 0.6)	8.2 (5.8, 10.5)
Haiti	Women	Ages 45 to 64	0.651	0.4 (0.1, 0.7)	24 (22, 25)	11 (5, 17)	163 (106, 217)	1 (1, 2)	175 (116, 230)	17 (8, 27)	250 (162, 333)	2 (1, 3)	269 (177, 353)	0.6 (0.3, 1.0)	8.7 (5.6, 11.5)	0.2 (0.1, 0.4)	4.8 (3.2, 6.3)
Haiti	Women	Ages 65 and older	0.745	0.3 (0.1, 0.6)	21 (18, 25)	13 (6, 19)	171 (110, 234)	1 (1, 2)	185 (125, 248)	52 (27, 80)	711 (457, 969)	5 (2, 7)	768 (517, 1027)	0.3 (0.1, 0.4)	4.3 (2.8, 5.9)	0.1 (0.1, 0.2)	2.2 (1.5, 3.0)
Haiti	Women	Overall	2.21	0.6 (0.2, 1.0)	23 (21, 25)	29 (15, 45)	407 (320, 494)	3 (2, 5)	439 (351, 529)	13 (7, 20)	184 (145, 224)	1 (1, 2)	199 (159, 239)	0.4 (0.2, 0.6)	6.5 (5.1, 7.9)	0.2 (0.1, 0.3)	3.4 (2.7, 4.1)
Haiti	Men	Ages 20 to 44	0.785	1.0 (0.3, 1.7)	23 (21, 26)	4 (2, 6)	46 (34, 59)	0 (0, 0)	50 (38, 63)	3 (2, 5)	36 (27, 46)	0 (0, 0)	40 (30, 50)	1.3 (0.7, 2.1)	18.1 (13.3, 23.0)	0.2 (0.1, 0.3)	9.4 (7.1, 11.8)
Haiti	Men	Ages 45 to 64	0.61	0.5 (0.1, 0.8)	24 (22, 27)	10 (5, 16)	111 (72, 147)	1 (0, 1)	122 (81, 158)	17 (8, 26)	381 (118, 240)	1 (0, 2)	199 (133, 259)	0.6 (0.3, 1.0)	9.3 (6.3, 12.3)	0.1 (0.1, 0.2)	4.3 (2.9, 5.6)
Haiti	Men	Ages 65 and older	0.682	0.3 (0.1, 0.6)	23 (20, 27)	10 (5, 15)	90 (58, 124)	1 (0, 1)	101 (67, 135)	50 (25, 77)	455 (291, 626)	3 (2, 5)	508 (337, 682)	0.3 (0.2, 0.5)	5.1 (3.3, 7.0)	0.1 (0.0, 0.2)	2.1 (1.4, 2.8)
Haiti	Men	Overall	2.08	0.6 (0.2, 1.0)	24 (21, 27)	24 (12, 36)	247 (199, 299)	1 (1, 2)	273 (218, 328)	12 (6, 17)	119 (96, 144)	1 (0, 1)	131 (105, 158)	0.5 (0.2, 0.7)	7.7 (6.2, 9.3)	0.1 (0.1, 0.2)	3.4 (2.7, 4.0)
Haiti	Both	Overall	4.29	0.6 (0.2, 1.0)	23 (21, 26)	53 (27, 80)	654 (552, 754)	5 (2, 7)	712 (600, 824)	12 (6, 19)	153 (129, 176)	1 (1, 2)	166 (140, 192)	0.4 (0.2, 0.7)	6.9 (5.8, 8.0)	0.2 (0.1, 0.3)	3.4 (2.8, 3.9)
Honduras	Women	Ages 20 to 44	0.602	2.5 (0.6, 4.3)	26 (25, 27)	15 (10, 21)	20 (15, 24)	1 (1, 1)	36 (28, 45)	15 (9, 21)	19 (15, 23)	1 (1, 1)	35 (27, 44)	5.9 (3.7, 8.2)	37.4 (28.4, 45.2)	2.0 (1.1, 2.9)	9.7 (7.5, 12.2)
Honduras	Women	Ages 45 to 64	0.446	1.3 (0.4, 2.3)	28 (27, 29)	23 (14, 33)	59 (41, 76)	2 (1, 4)	85 (62, 105)	52 (31, 73)	133 (91, 171)	5 (3, 9)	190 (139, 236)	2.9 (1.7, 4.1)	19.9 (13.6, 25.5)	1.6 (0.8, 2.5)	7.0 (5.1, 8.6)
Honduras	Women	Ages 65 and older	0.583	0.9 (0.3, 1.6)	25 (23, 27)	26 (18, 36)	65 (48, 83)	2 (1, 3)	93 (74, 114)	149 (102, 204)	371 (275, 473)	11 (6, 17)	532 (422, 655)	0.7 (0.5, 1.0)	8.7 (6.4, 11.1)	0.9 (0.5, 1.4)	2.0 (1.6, 2.4)
Honduras	Women	Overall	1.63	1.6 (0.4, 2.8)	26 (25, 28)	64 (42, 87)	144 (118, 169)	5 (3, 8)	213 (174, 252)	39 (25, 53)	88 (72, 103)	3 (2, 5)	311 (107, 155)	1.3 (0.9, 1.8)	13.1 (10.8, 15.4)	1.3 (0.8, 1.9)	3.4 (2.8, 4.0)
Honduras	Men	Ages 20 to 44	0.583	2.6 (0.7, 4.5)	25 (23, 26)	11 (7, 16)	13 (10, 15)	0 (0, 0)	24 (19, 30)	11 (7, 16)	13 (10, 16)	0 (0, 0)	25 (19, 31)	6.1 (3.8, 8.7)	38.9 (29.9, 46.4)	1.1 (0.6, 1.7)	10.4 (8.0, 12.9)
Honduras	Men	Ages 45 to 64	0.439	1.4 (0.4, 2.4)	26 (24, 28)	27 (17, 38)	43 (31, 54)	1 (0, 1)	71 (54, 89)	62 (38, 87)	97 (70, 124)	2 (1, 3)	161 (122, 202)	2.9 (1.8, 4.1)	20.8 (15.0, 26.3)	1.0 (0.5, 1.6)	5.9 (4.4, 7.3)
Honduras	Men	Ages 65 and older	0.536	1.0 (0.3, 1.7)	24 (22, 26)	17 (8, 25)	49 (34, 64)	0 (0, 1)	66 (48, 84)	109 (55, 166)	318 (219, 415)	3 (1, 5)	429 (313, 547)	0.5 (0.3, 0.8)	9.3 (6.4, 12.2)	0.3 (0.1, 0.5)	1.7 (1.2, 2.1)
Honduras	Men	Overall	1.56	1.7 (0.5, 2.9)	25 (23, 27)	55 (38, 73)	104 (84, 124)	1 (1, 2)	160 (131, 189)	35 (24, 47)	67 (54, 79)	1 (1, 1)	103 (84, 121)	1.3 (0.9, 1.7)	13.7 (11.0, 16.3)	0.6 (0.3, 0.8)	3.0 (2.4, 3.5)
Honduras	Both	Overall	3.19	1.7 (0.5, 2.9)	25 (24, 27)	119 (79, 159)	248 (213, 279)	7 (4, 10)	374 (314, 433)	37 (25, 50)	78 (67, 87)	2 (1, 3)	117 (98, 136)	1.3 (0.9, 1.8)	13.4 (11.5, 15.0)	1.0 (0.7, 1.5)	3.2 (2.7, 3.7)
Hungary	Women	Ages 20 to 44	0.748	0.4 (0.3, 0.5)	24 (22, 26)	1 (1, 2)	3 (2, 4)	0 (0, 1)	5 (3, 6)	1 (1, 1)	2 (1, 2)	0 (0, 0)	3 (2, 4)	1.2 (0.7, 1.8)	10.4 (7.0, 13.8)	0.3 (0.2, 0.4)	1.4 (1.0, 1.8)
Hungary	Women	Ages 45 to 64	1.4	0.2 (0.1, 0.2)	28 (25, 31)	16 (9, 22)	22 (15, 30)	4 (2, 6)	42 (30, 55)	11 (7, 16)	16 (11, 21)	3 (2, 5)	30 (21, 39)	0.8 (0.5, 1.2)	6.1 (4.2, 8.2)	0.3 (0.1, 0.4)	1.0 (0.7, 1.4)
Hungary	Women	Ages 65 and older	1.78	0.1 (0.1, 0.2)	29 (26, 32)	97 (53, 145)	79 (57, 100)	12 (7, 18)	188 (132, 246)	91 (50, 137)	75 (54, 94)	11 (6, 17)	177 (125, 232)	0.3 (0.2, 0.5)	3.0 (2.2, 3.7)	0.2 (0.1, 0.4)	0.5 (0.3, 0.6)
Hungary	Women	Overall	3.93	0.2 (0.2, 0.3)	27 (24, 29)	114 (64, 168)	104 (82, 128)	16 (10, 25)	235 (171, 304)	29 (16, 43)	27 (21, 33)	4 (2, 6)	60 (43, 77)	0.4 (0.2, 0.5)	3.4 (2.7, 4.2)	0.2 (0.1, 0.4)	0.5 (0.4, 0.7)
Hungary	Men	Ages 20 to 44	0.779														

India	Men	Ages 45 to 64	102	0.2 (0.1, 0.4)	21 (21, 22)	514 (259, 776)	2169 (1121, 3186)	47 (23, 78)	2731 (1650, 3773)	5 (3, 8)	21 (11, 31)	0 (0, 1)	27 (16, 37)	0.2 (0.1, 0.3)	2.6 (1.3, 3.8)	0.1 (0.1, 0.2)	0.6 (0.4, 0.9)
India	Men	Ages 65 and older	109	0.2 (0.0, 0.3)	20 (20, 21)	0 (0, 0)	0 (0, 0)	0 (0, 0)	0 (0, 0)	0 (0, 0)	0 (0, 0)	0 (0, 0)	0 (0, 0)	0.0 (0.0, 0.0)	0.0 (0.0, 0.0)	0.0 (0.0, 0.0)	0.0 (0.0, 0.0)
India	Men	Overall	315	0.3 (0.1, 0.5)	21 (20, 21)	810 (414, 1237)	3345 (2270, 4426)	62 (32, 100)	4217 (3022, 5418)	3 (1, 4)	11 (7, 14)	0 (0, 0)	13 (10, 17)	0.1 (0.0, 0.1)	1.4 (1.0, 1.9)	0.1 (0.0, 0.1)	0.4 (0.3, 0.5)
India	Both	Overall	615	0.3 (0.1, 0.5)	21 (20, 21)	1496 (768, 2233)	7974 (6266, 9752)	187 (98, 284)	9657 (7569, 11743)	2 (1, 4)	13 (10, 16)	0 (0, 0)	16 (12, 19)	0.1 (0.1, 0.1)	1.8 (1.4, 2.2)	0.1 (0.0, 0.1)	0.5 (0.4, 0.6)
Indonesia	Women	Ages 20 to 44	21	0.7 (0.2, 1.2)	23 (22, 24)	36 (17, 59)	843 (574, 1113)	7 (3, 10)	886 (616, 1160)	1 (0, 2)	22 (15, 29)	0 (0, 0)	23 (16, 30)	1.0 (0.5, 1.7)	14.3 (9.7, 18.9)	0.2 (0.1, 0.3)	8.3 (5.8, 10.9)
Indonesia	Women	Ages 45 to 64	20.7	0.4 (0.1, 0.6)	23 (22, 25)	120 (59, 188)	2849 (1885, 3798)	23 (11, 36)	2992 (2030, 3975)	6 (3, 9)	137 (91, 183)	1 (1, 2)	144 (98, 192)	0.6 (0.3, 0.9)	8.0 (5.3, 10.6)	0.2 (0.1, 0.3)	5.1 (3.5, 6.8)
Indonesia	Women	Ages 65 and older	25.4	0.3 (0.1, 0.4)	21 (20, 22)	136 (69, 205)	2151 (1186, 3131)	13 (7, 21)	2300 (1323, 3274)	18 (9, 28)	289 (159, 420)	2 (1, 3)	309 (178, 439)	0.1 (0.1, 0.2)	2.7 (1.5, 4.0)	0.1 (0.0, 0.1)	1.3 (0.7, 1.8)
Indonesia	Women	Overall	67.1	0.4 (0.1, 0.8)	22 (21, 23)	291 (146, 436)	5843 (4404, 7207)	43 (21, 65)	6178 (4765, 7600)	4 (2, 6)	87 (66, 107)	1 (0, 1)	92 (71, 113)	0.2 (0.1, 0.3)	4.8 (3.7, 6.0)	0.1 (0.1, 0.2)	2.5 (1.9, 3.0)
Indonesia	Men	Ages 20 to 44	20.8	0.7 (0.2, 1.2)	22 (21, 23)	75 (38, 117)	853 (571, 1133)	4 (2, 6)	932 (641, 1219)	2 (1, 3)	22 (15, 29)	0 (0, 0)	24 (17, 32)	0.9 (0.5, 1.4)	13.6 (9.1, 18.1)	0.2 (0.1, 0.3)	6.7 (4.6, 8.8)
Indonesia	Men	Ages 45 to 64	20.4	0.4 (0.1, 0.6)	22 (21, 23)	223 (112, 347)	2078 (1389, 2752)	16 (8, 24)	2317 (1627, 3017)	11 (6, 17)	102 (68, 135)	1 (0, 1)	114 (80, 148)	0.5 (0.3, 0.8)	8.3 (5.5, 11.0)	0.2 (0.1, 0.3)	3.5 (2.5, 4.6)
Indonesia	Men	Ages 65 and older	23.5	0.3 (0.1, 0.5)	20 (19, 21)	0 (0, 0)	0 (0, 0)	0 (0, 0)	0 (0, 0)	0 (0, 0)	0 (0, 0)	0 (0, 0)	0 (0, 0)	0.0 (0.0, 0.0)	0.0 (0.0, 0.0)	0.0 (0.0, 0.0)	0.0 (0.0, 0.0)
Indonesia	Men	Overall	64.7	0.5 (0.2, 0.8)	21 (21, 22)	298 (153, 460)	2931 (2192, 3636)	20 (10, 30)	3249 (2503, 3980)	5 (2, 7)	45 (34, 56)	0 (0, 0)	50 (39, 61)	0.2 (0.1, 0.3)	4.2 (3.2, 5.3)	0.1 (0.0, 0.1)	1.5 (1.2, 1.9)
Indonesia	Both	Overall	132	0.5 (0.1, 0.8)	22 (21, 23)	590 (305, 887)	8774 (7212, 10392)	63 (31, 95)	9427 (7827, 11104)	4 (2, 7)	67 (55, 79)	0 (0, 1)	71 (59, 84)	0.2 (0.1, 0.3)	4.6 (3.8, 5.5)	0.1 (0.1, 0.2)	2.1 (1.7, 2.4)
Iran (Islamic Republic of)	Women	Ages 20 to 44	7.8	0.2 (0.2, 0.3)	26 (26, 27)	18 (11, 25)	34 (23, 45)	2 (1, 3)	54 (40, 68)	1 (1, 2)	3 (2, 4)	0 (0, 0)	4 (3, 5)	1.1 (0.7, 1.6)	8.8 (6.1, 11.7)	0.3 (0.2, 0.4)	1.9 (1.4, 2.4)
Iran (Islamic Republic of)	Women	Ages 45 to 64	5.69	0.1 (0.1, 0.1)	29 (28, 30)	60 (36, 86)	102 (69, 138)	6 (4, 9)	168 (122, 213)	10 (6, 15)	18 (12, 24)	1 (1, 2)	29 (21, 37)	0.7 (0.4, 1.1)	5.6 (3.8, 7.6)	0.3 (0.2, 0.5)	1.4 (1.0, 1.8)
Iran (Islamic Republic of)	Women	Ages 65 and older	6.66	0.1 (0.1, 0.1)	28 (27, 29)	128 (73, 191)	137 (100, 172)	7 (4, 10)	271 (200, 353)	69 (39, 102)	74 (54, 92)	4 (2, 5)	146 (108, 190)	0.4 (0.2, 0.5)	2.9 (2.1, 3.6)	0.4 (0.2, 0.6)	0.6 (0.5, 0.8)
Iran (Islamic Republic of)	Women	Overall	20.2	0.1 (0.1, 0.2)	27 (27, 28)	205 (122, 296)	272 (225, 323)	15 (9, 22)	493 (376, 609)	10 (6, 15)	14 (11, 16)	1 (0, 1)	24 (19, 30)	0.5 (0.3, 0.7)	3.9 (3.3, 4.7)	0.3 (0.2, 0.5)	0.8 (0.6, 1.0)
Iran (Islamic Republic of)	Men	Ages 20 to 44	7.85	0.2 (0.2, 0.3)	25 (24, 25)	39 (24, 56)	38 (27, 49)	1 (1, 2)	78 (58, 101)	3 (2, 4)	3 (2, 4)	0 (0, 0)	6 (5, 8)	1.1 (0.7, 1.6)	9.1 (6.6, 11.8)	0.3 (0.2, 0.5)	1.8 (1.3, 2.3)
Iran (Islamic Republic of)	Men	Ages 45 to 64	5.72	0.1 (0.1, 0.1)	26 (25, 27)	128 (76, 183)	115 (79, 149)	6 (3, 8)	248 (179, 317)	22 (13, 32)	20 (14, 26)	1 (1, 1)	43 (31, 55)	0.7 (0.4, 1.0)	5.6 (3.9, 7.3)	0.4 (0.2, 0.6)	1.2 (0.8, 1.5)
Iran (Islamic Republic of)	Men	Ages 65 and older	7.02	0.1 (0.1, 0.1)	25 (24, 26)	140 (95, 191)	158 (112, 202)	8 (5, 10)	305 (232, 376)	70 (47, 95)	78 (56, 100)	4 (3, 5)	152 (116, 187)	0.3 (0.2, 0.3)	2.8 (2.0, 3.6)	0.3 (0.2, 0.4)	0.5 (0.4, 0.6)
Iran (Islamic Republic of)	Men	Overall	20.6	0.1 (0.1, 0.2)	25 (25, 26)	307 (199, 424)	310 (250, 363)	15 (10, 20)	631 (492, 772)	15 (10, 21)	15 (12, 18)	1 (0, 1)	31 (24, 37)	0.4 (0.3, 0.6)	3.8 (3.1, 4.5)	0.3 (0.2, 0.5)	0.7 (0.5, 0.8)
Iran (Islamic Republic of)	Both	Overall	40.7	0.1 (0.1, 0.2)	26 (26, 27)	512 (327, 712)	582 (506, 659)	30 (19, 41)	1124 (886, 1366)	13 (8, 17)	14 (12, 16)	1 (0, 1)	28 (22, 34)	0.4 (0.3, 0.6)	3.9 (3.4, 4.4)	0.3 (0.2, 0.5)	0.8 (0.6, 0.9)
Iraq	Women	Ages 20 to 44	2.25	0.7 (0.2, 1.2)	27 (26, 29)	21 (13, 31)	90 (67, 114)	2 (1, 4)	114 (88, 142)	5 (3, 8)	23 (17, 29)	1 (0, 1)	29 (23, 36)	2.2 (1.3, 3.2)	16.1 (12.0, 20.3)	0.5 (0.3, 0.7)	5.9 (4.5, 7.3)
Iraq	Women	Ages 45 to 64	1.6	0.4 (0.1, 0.6)	30 (29, 32)	44 (26, 63)	159 (109, 207)	4 (2, 5)	207 (149, 262)	28 (16, 39)	99 (68, 129)	2 (1, 3)	129 (93, 163)	1.2 (0.7, 1.7)	8.6 (5.9, 11.2)	0.4 (0.2, 0.5)	3.3 (2.4, 4.2)
Iraq	Women	Ages 65 and older	2.27	0.3 (0.1, 0.4)	28 (25, 32)	85 (50, 121)	190 (132, 246)	3 (2, 4)	278 (206, 351)	137 (81, 195)	306 (212, 396)	4 (2, 6)	448 (332, 564)	0.5 (0.3, 0.8)	4.4 (3.1, 5.8)	0.3 (0.2, 0.5)	1.4 (1.0, 1.7)
Iraq	Women	Overall	6.12	0.4 (0.1, 0.8)	28 (26, 30)	151 (90, 211)	440 (365, 515)	9 (5, 12)	599 (492, 710)	25 (15, 34)	70 (60, 84)	1 (1, 2)	98 (80, 116)	0.7 (0.4, 1.0)	6.6 (5.5, 7.7)	0.4 (0.2, 0.6)	2.1 (1.7, 2.5)
Iraq	Men	Ages 20 to 44	2.36	0.7 (0.2, 1.3)	26 (25, 27)	20 (13, 30)	55 (39, 69)	0 (0, 1)	76 (57, 94)	5 (3, 7)	14 (10, 19)	0 (0, 0)	19 (14, 24)	2.1 (1.3, 3.0)	16.5 (11.9, 20.9)	0.3 (0.2, 0.5)	5.7 (4.3, 7.0)
Iraq	Men	Ages 45 to 64	1.3	0.4 (0.1, 0.6)	28 (27, 29)	44 (26, 62)	97 (65, 128)	1 (0, 1)	142 (105, 181)	34 (20, 48)	75 (50, 99)	1 (0, 1)	109 (81, 140)	1.1 (0.7, 1.6)	8.7 (5.9, 11.5)	0.3 (0.2, 0.5)	2.8 (2.1, 3.6)
Iraq	Men	Ages 65 and older	2.02	0.3 (0.1, 0.5)	26 (24, 28)	51 (31, 73)	96 (65, 125)	1 (1, 2)	149 (106, 189)	124 (74, 176)	232 (156, 303)	2 (1, 4)	359 (256, 457)	0.6 (0.4, 0.9)	5.0 (3.4, 6.5)	0.3 (0.1, 0.4)	1.4 (1.0, 1.8)
Iraq	Men	Overall	5.68	0.5 (0.1, 0.8)	27 (25, 28)	116 (69, 163)	248 (200, 295)	2 (1, 3)	366 (293, 439)	20 (12, 29)	44 (35, 52)	0 (0, 1)	64 (52, 77)	0.9 (0.5, 1.2)	7.4 (5.9, 8.8)	0.3 (0.2, 0.4)	2.2 (1.7, 2.6)
Iraq	Both	Overall	11.8	0.5 (0.1, 0.8)	27 (26, 29)	266 (162, 371)	688 (593, 776)	11 (6, 16)	965 (796, 1134)	23 (14, 31)	58 (50, 66)	1 (1, 1)	82 (68, 96)	0.8 (0.5, 1.1)	6.8 (5.9, 7.7)	0.4 (0.2, 0.5)	2.1 (1.8, 2.5)
Ireland	Women	Ages 20 to 44	0.392	0.6 (0.4, 0.7)	26 (25, 27)	0 (0, 0)	1 (1, 1)	0 (0, 0)	1 (1, 2)	0 (0, 1)	1 (1, 2)	0 (0, 0)	2 (1, 2)	1.7 (1.0, 2.4)	13.6 (9.9, 17.4)	0.4 (0.2, 0.5)	1.5 (1.1, 1.8)
Ireland	Women	Ages 45 to 64	0.509	0.2 (0.2, 0.3)	28 (27, 29)	2 (1, 2)	2 (1, 3)	1 (1, 2)	5 (4, 6)	3 (2, 4)	4 (3, 6)	3 (2, 4)	10 (7, 13)	0.9 (0.5, 1.2)	6.9 (4.7, 9.4)	0.3 (0.2, 0.4)	0.7 (0.5, 0.9)
Ireland	Women	Ages 65 and older	0.614	0.2 (0.1, 0.2)	28 (26, 29)	12 (6, 19)	12 (9, 15)	3 (2, 5)	27 (19, 36)	42 (22, 69)	42 (30, 52)	11 (7, 16)	95 (68, 128)	0.3 (0.2, 0.5)	2.8 (2.0, 3.5)	0.3 (0.2, 0.4)	0.5 (0.3, 0.6)
Ireland	Women	Overall	1.52	0.3 (0.3, 0.4)	27 (26, 28)	14 (8, 22)	15 (11, 18)	5 (3, 7)	33 (24, 44)	9 (5, 14)	10 (8, 12)	3 (2, 4)	22 (16, 29)	0.3 (0.2, 0.5)	3.2 (2.5, 3.9)	0.3 (0.2, 0.4)	0.5 (0.4, 0.7)
Ireland	Men	Ages 20 to 44	0.384	0.6 (0.5, 0.8)	27 (26, 28)	1 (1, 2)	2 (1, 2)	0 (0, 0)	3 (2, 4)	2 (1, 2)	2 (2, 3)	0 (0, 0)	4 (3, 5)	1.7 (1.0, 2.5)	14.5 (10.3, 18.5)	0.4 (0.2, 0.6)	2.7 (2.0, 3.4)
Ireland	Men	Ages 45 to 64	0.512	0.3 (0.2, 0.3)	29 (28, 30)	6 (4, 9)	5 (3, 6)	1 (1, 2)	12 (9, 16)	12 (7, 17)	9 (6, 12)	3 (2, 4)	24 (17, 32)	0.9 (0.5, 1.3)	7.2 (5.0, 9.5)	0.3 (0.2, 0.5)	1.1 (0.8, 1.4)
Ireland	Men	Ages 65 and older	0.569	0.2 (0.2, 0.2)	28 (27, 29)	13 (8, 20)	15 (11, 19)	4 (2, 5)	32 (23, 41)	58 (34, 87)	64 (48, 81)	16 (9, 22)	137 (99, 177)	0.4 (0.2, 0.6)	3.3 (2.5, 4.1)	0.2 (0.1, 0.3)	0.6 (0.5, 0.8)
Ireland	Men	Overall	1.46	0.4 (0.3, 0.5)	28 (27, 29)	21 (13, 30)	21 (17, 25)	5 (3, 8)	47 (35, 61)	14 (9, 21)	15 (12, 17)	4 (2, 5)	32 (24, 41)	0.5 (0.3, 0.7)	4.0 (3.3, 4.8)	0.2 (0.1, 0.4)	0.8 (0.6, 1.0)
Ireland	Both	Overall	2.98	0.4 (0.3, 0.4)	27 (26, 28)	35 (21, 51)	36 (30, 42)	10 (6, 14)	81 (61, 103)	12 (7, 17)	12 (10, 14)	3 (2, 5)	27 (20, 34)	0.4 (0.3, 0.6)	3.6 (3.1, 4.2)	0.3 (0.2, 0.4)	0.6 (0.5, 0.8)
Israel	Women	Ages 20 to 44	0.557	0.6 (0.5, 0.8)	25 (24, 27)	0 (0, 0)	2 (1, 2)	0 (0, 1)	3 (2, 3)	0 (0, 0)	2 (1, 2)	0 (0, 1)	2 (2, 3)	1.8 (1.1, 2.6)	13.9 (9.4, 18.1)	0.4 (0.2, 0.5)	1.8 (1.3, 2.3)
Israel	Women	Ages 45 to 64	0.768	0.3 (0.2, 0.3)	30 (28, 31)	2 (1, 3)	16 (11, 21)	2 (1, 3)	19 (13, 25)	2 (1, 3)	20 (14, 28)	2 (1, 3)	25 (17, 33)	1.0 (0.6, 1.3)	7.2 (4.9, 9.9)	0.3 (0.2, 0.4)	1.8 (1.3, 2.4)
Israel	Women	Ages 65 and older	0.902	0.2 (0.2, 0.3)	29 (28, 31)	16 (8, 25)	77 (56, 97)	5 (3, 7)	97 (73, 122)	37 (19, 60)	181 (133, 229)	11 (7, 16)	229 (173, 288)	0.4 (0.2, 0.6)	3.0 (2.2, 3.8)	0.2 (0.1, 0.3)	1.2 (0.9, 1.5)
Israel	Women	Overall	2.23	0.4 (0.3, 0.5)	28 (27, 29)	18 (10, 28)	94 (73, 116)	7 (4, 10)	119 (93, 145)	8 (4, 13)	42 (33, 52)	3 (2, 4)	53 (42, 65)	0.4 (0.2, 0.6)	3.4 (2.6, 4.1)	0.2 (0.1, 0.3)	1.2 (1.0, 1.5)
Israel	Men	Ages 20 to 44	0.561	0.7 (0.6, 0.9)	26 (25, 27)	1 (1, 2)	4 (3, 5)	0 (0, 0)	6 (4, 7)	1 (1, 2)	4 (3, 5)	0 (0, 0)	6 (4, 7)	1.9 (1.1, 2.7)	15.1 (10.2, 20.0)	0.2 (0.1, 0.4)	4.1 (3.0, 5.2)
Israel	Men	Ages 45 to 64	0.716	0.3 (0.2, 0.4)	29 (28, 30)	6 (4, 9)	30 (20, 39)	1 (1, 2)	37 (27, 48)	9 (5, 13)	41 (28, 55)	2 (1, 3)	52 (37, 67)	1.0 (0.6, 1.4)	7.6 (5.1, 10.1)	0.2 (0.1, 0.3)	2.8 (2.0, 3.6)
Israel	Men	Ages 65 and older	0.794	0.2 (0.2, 0.3)	28 (27, 29)	15 (8, 23)	64 (48, 81)	4 (2, 6)	83 (63, 104)	45 (24, 70)	199 (147, 250)	13 (7, 18)	257 (196, 321)	0.4 (0.2, 0.6)	3.4 (2.5, 4.2)	0.1 (0.1, 0.2)	1.3 (1.0, 1.6)
Israel	Men	Overall	2.07	0.4 (0.3, 0.5)	27 (27, 28)	23 (13, 33)	98 (78, 117)	6 (3, 8)	126 (101, 153)	11 (6, 16)	47 (38, 57)	3 (2, 4)	61 (49, 74)	0.5 (0.3, 0.8)	4.2 (3.4, 5.0)	0.2 (0.1, 0.2)	1.6 (1.3, 2.0)
Israel	Both	Overall	4.3	0.4 (0.3, 0.5)	28 (27, 29)	41 (24, 61)	192 (162, 220)	13 (7, 18)	245 (204, 289)	9 (5, 14)	45 (38, 51)	3 (2, 4)	57 (48, 67)	0.4 (0.3, 0.7)	3.7 (3.2, 4.3)	0.2 (0.1, 0.3)	1.4 (1.2, 1.7)
Italy	Women	Ages 20 to 44	3.66	0.2 (0.1, 0.2)	23 (22, 24)	1 (0, 1)	5 (3, 7)	1 (0, 1)	7 (4, 9)	0 (0, 0)	1 (0, 1)	0 (0, 0)	1 (1, 1)	0.4 (0.2, 0.7)	7.2 (4.3, 10.1)	0.1 (0.0, 0.1)	0.5 (0.3, 0.7)
Italy																	

Japan	Women	Ages 65 and older	25.6	0.1 (0.1, 0.1)	23 (22, 24)	152 (68, 257)	188 (130, 245)	66 (32, 109)	406 (273, 556)	9 (4, 15)	11 (8, 15)	4 (2, 7)	24 (16, 33)	0.1 (0.0, 0.2)	2.0 (1.4, 2.6)	0.1 (0.1, 0.2)	0.2 (0.1, 0.2)
Japan	Women	Overall	50.2	0.2 (0.1, 0.2)	22 (21, 23)	165 (75, 277)	220 (162, 279)	81 (40, 129)	466 (323, 621)	3 (2, 6)	4 (3, 6)	2 (1, 3)	9 (6, 12)	0.1 (0.0, 0.2)	2.2 (1.6, 2.7)	0.1 (0.1, 0.2)	0.2 (0.1, 0.3)
Japan	Men	Ages 20 to 44	7.83	0.4 (0.3, 0.4)	23 (23, 24)	9 (5, 14)	26 (17, 35)	1 (1, 2)	37 (26, 48)	1 (0, 1)	2 (1, 2)	0 (0, 0)	2 (2, 3)	0.6 (0.3, 0.9)	9.6 (6.2, 12.8)	0.1 (0.0, 0.1)	1.3 (0.9, 1.8)
Japan	Men	Ages 45 to 64	16.8	0.2 (0.1, 0.2)	24 (23, 25)	43 (22, 64)	111 (73, 149)	22 (11, 34)	176 (125, 225)	3 (1, 4)	7 (4, 9)	1 (1, 2)	10 (7, 13)	0.3 (0.2, 0.5)	5.7 (3.8, 7.7)	0.1 (0.1, 0.2)	0.6 (0.4, 0.8)
Japan	Men	Ages 65 and older	21.6	0.1 (0.1, 0.1)	23 (23, 24)	136 (67, 213)	195 (139, 245)	69 (35, 107)	400 (282, 528)	11 (5, 17)	16 (11, 20)	6 (3, 9)	32 (23, 42)	0.2 (0.1, 0.2)	3.6 (1.9, 3.3)	0.1 (0.0, 0.2)	0.2 (0.2, 0.3)
Japan	Men	Overall	46.3	0.2 (0.2, 0.3)	23 (23, 24)	188 (93, 287)	331 (262, 401)	93 (47, 141)	612 (445, 779)	4 (2, 6)	7 (6, 9)	2 (1, 3)	3 (2, 4)	0.1 (0.1, 0.2)	2.5 (2.7, 4.2)	0.1 (0.0, 0.2)	0.3 (0.2, 0.4)
Japan	Both	Overall	96.4	0.2 (0.2, 0.2)	23 (22, 23)	353 (176, 546)	552 (463, 640)	173 (87, 264)	1078 (788, 1387)	4 (2, 6)	6 (5, 7)	2 (1, 3)	11 (8, 14)	0.1 (0.1, 0.2)	2.8 (2.3, 3.2)	0.1 (0.1, 0.2)	0.2 (0.2, 0.3)
Jordan	Women	Ages 20 to 44	0.492	0.8 (0.2, 1.4)	27 (27, 28)	3 (2, 4)	10 (7, 13)	1 (0, 1)	13 (10, 17)	3 (2, 5)	12 (9, 16)	1 (1, 1)	17 (13, 21)	2.4 (1.4, 3.5)	17.7 (12.8, 22.5)	0.5 (0.3, 0.8)	4.1 (3.1, 5.2)
Jordan	Women	Ages 45 to 64	0.302	0.4 (0.1, 0.7)	32 (31, 33)	8 (4, 11)	39 (26, 51)	1 (1, 2)	47 (34, 60)	25 (15, 37)	128 (85, 169)	4 (2, 5)	157 (113, 200)	1.3 (0.8, 2.0)	9.4 (6.3, 12.4)	0.4 (0.2, 0.6)	4.0 (2.9, 5.1)
Jordan	Women	Ages 65 and older	0.436	0.3 (0.1, 0.5)	30 (29, 31)	15 (9, 21)	60 (44, 78)	1 (0, 1)	76 (57, 96)	127 (74, 181)	512 (373, 667)	7 (4, 10)	646 (484, 821)	0.6 (0.4, 0.9)	5.0 (3.6, 6.5)	0.3 (0.2, 0.5)	2.2 (1.6, 2.8)
Jordan	Women	Overall	1.23	0.5 (0.2, 0.9)	29 (29, 30)	25 (15, 35)	109 (86, 132)	3 (2, 4)	136 (110, 164)	20 (12, 29)	88 (70, 107)	2 (1, 3)	111 (89, 133)	0.8 (0.5, 1.2)	6.5 (5.2, 7.9)	0.4 (0.2, 0.6)	2.7 (2.2, 3.3)
Jordan	Men	Ages 20 to 44	0.526	0.9 (0.3, 1.5)	26 (25, 27)	5 (3, 7)	9 (6, 11)	0 (0, 0)	13 (10, 17)	5 (3, 8)	10 (7, 12)	0 (0, 0)	15 (11, 19)	2.4 (1.4, 3.4)	18.1 (12.6, 23.0)	0.3 (0.2, 0.5)	4.8 (3.6, 6.0)
Jordan	Men	Ages 45 to 64	0.303	0.4 (0.1, 0.8)	29 (28, 30)	9 (6, 14)	27 (19, 37)	0 (0, 1)	37 (28, 47)	31 (19, 45)	91 (61, 121)	2 (1, 2)	123 (91, 156)	1.3 (0.8, 1.9)	9.5 (6.5, 12.7)	0.2 (0.1, 0.4)	3.5 (2.6, 4.5)
Jordan	Men	Ages 65 and older	0.476	0.3 (0.1, 0.6)	28 (27, 29)	14 (8, 20)	48 (33, 62)	1 (0, 1)	62 (46, 79)	114 (67, 162)	380 (260, 497)	5 (3, 8)	499 (369, 635)	0.7 (0.4, 0.9)	5.2 (3.6, 6.8)	0.2 (0.1, 0.3)	2.1 (1.5, 2.6)
Jordan	Men	Overall	1.3	0.6 (0.2, 1.0)	28 (27, 29)	28 (17, 40)	83 (65, 101)	1 (1, 2)	113 (90, 136)	22 (13, 31)	64 (50, 77)	1 (1, 1)	87 (69, 104)	0.9 (0.6, 1.3)	6.7 (5.2, 8.1)	0.2 (0.1, 0.3)	2.6 (2.1, 3.1)
Jordan	Both	Overall	2.53	0.6 (0.2, 0.9)	29 (28, 29)	53 (33, 75)	192 (162, 222)	4 (2, 6)	250 (209, 292)	21 (13, 30)	76 (64, 88)	2 (1, 2)	98 (82, 115)	0.9 (0.5, 1.2)	6.6 (5.6, 7.6)	0.3 (0.2, 0.5)	2.7 (2.2, 3.1)
Kazakhstan	Women	Ages 20 to 44	1.29	0.4 (0.1, 0.6)	25 (23, 26)	7 (5, 10)	12 (9, 15)	1 (1, 1)	20 (16, 25)	3 (2, 4)	5 (4, 6)	0 (0, 1)	8 (7, 10)	1.2 (0.7, 1.6)	11.2 (8.2, 14.1)	0.3 (0.2, 0.4)	1.8 (1.4, 2.2)
Kazakhstan	Women	Ages 45 to 64	1.82	0.2 (0.1, 0.3)	29 (27, 32)	36 (22, 51)	35 (24, 46)	5 (3, 8)	77 (56, 100)	20 (12, 28)	19 (13, 25)	3 (2, 4)	42 (31, 55)	0.8 (0.5, 1.2)	6.3 (4.3, 8.3)	0.3 (0.2, 0.5)	1.1 (0.8, 1.4)
Kazakhstan	Women	Ages 65 and older	1.84	0.1 (0.0, 0.2)	29 (25, 33)	96 (57, 142)	40 (28, 53)	7 (4, 11)	143 (98, 196)	130 (77, 192)	54 (38, 72)	10 (6, 15)	195 (132, 265)	0.4 (0.2, 0.5)	3.9 (2.7, 5.2)	0.4 (0.2, 0.5)	0.4 (0.3, 0.6)
Kazakhstan	Women	Overall	4.94	0.2 (0.1, 0.4)	27 (25, 30)	140 (85, 201)	87 (68, 106)	14 (8, 20)	240 (175, 313)	28 (17, 41)	18 (14, 21)	3 (2, 4)	49 (35, 63)	0.4 (0.3, 0.6)	5.1 (4.0, 6.3)	0.3 (0.2, 0.5)	0.6 (0.4, 0.5)
Kazakhstan	Men	Ages 20 to 44	1.28	0.4 (0.1, 0.8)	25 (23, 27)	26 (16, 38)	15 (11, 20)	1 (0, 1)	43 (30, 56)	11 (7, 16)	7 (5, 9)	0 (0, 0)	18 (13, 24)	1.4 (0.9, 2.1)	12.0 (8.6, 15.4)	0.3 (0.2, 0.5)	1.9 (1.4, 2.5)
Kazakhstan	Men	Ages 45 to 64	1.49	0.2 (0.1, 0.4)	28 (25, 30)	94 (57, 133)	32 (22, 42)	6 (4, 9)	132 (92, 177)	63 (38, 89)	21 (15, 28)	4 (2, 6)	89 (61, 118)	0.9 (0.5, 1.2)	6.8 (4.7, 8.9)	0.4 (0.3, 0.7)	1.0 (0.7, 1.3)
Kazakhstan	Men	Ages 65 and older	1.39	0.2 (0.0, 0.3)	27 (24, 30)	77 (46, 109)	17 (11, 23)	6 (4, 9)	100 (66, 136)	222 (131, 313)	49 (33, 65)	17 (10, 25)	288 (190, 390)	0.5 (0.3, 0.7)	4.2 (2.8, 5.7)	0.4 (0.2, 0.6)	0.5 (0.3, 0.7)
Kazakhstan	Men	Overall	4.16	0.3 (0.1, 0.5)	27 (24, 29)	198 (120, 276)	64 (52, 77)	13 (8, 18)	276 (192, 366)	48 (29, 66)	15 (13, 19)	3 (2, 4)	66 (46, 88)	0.7 (0.4, 0.9)	6.4 (5.2, 7.7)	0.4 (0.2, 0.6)	0.8 (0.5, 1.0)
Kazakhstan	Both	Overall	9.11	0.3 (0.1, 0.4)	27 (24, 30)	338 (204, 473)	151 (128, 174)	27 (16, 38)	516 (364, 672)	37 (22, 52)	17 (14, 19)	3 (2, 4)	57 (40, 74)	0.6 (0.3, 0.8)	5.6 (4.8, 6.4)	0.4 (0.2, 0.5)	0.7 (0.5, 0.9)
Kenya	Women	Ages 20 to 44	3.18	1.1 (0.3, 1.9)	23 (22, 24)	4 (2, 7)	43 (31, 53)	1 (0, 1)	48 (35, 59)	1 (0, 1)	9 (6, 11)	0 (0, 0)	10 (7, 12)	1.5 (0.7, 2.5)	20.0 (14.4, 24.9)	0.4 (0.2, 0.6)	7.2 (5.3, 8.9)
Kenya	Women	Ages 45 to 64	1.98	0.5 (0.1, 0.9)	24 (22, 25)	7 (4, 11)	79 (52, 106)	3 (2, 5)	89 (62, 118)	4 (2, 6)	40 (27, 54)	2 (1, 2)	45 (31, 60)	0.7 (0.3, 1.0)	9.7 (6.4, 13.0)	0.3 (0.1, 0.4)	2.9 (2.0, 3.9)
Kenya	Women	Ages 65 and older	2.36	0.4 (0.1, 0.7)	22 (19, 25)	14 (7, 22)	107 (73, 140)	2 (1, 3)	124 (89, 160)	25 (13, 38)	184 (126, 240)	4 (2, 6)	213 (152, 274)	0.3 (0.2, 0.5)	4.9 (3.4, 6.4)	0.3 (0.1, 0.4)	1.7 (1.2, 2.2)
Kenya	Women	Overall	7.51	0.7 (0.2, 1.2)	23 (21, 25)	26 (13, 39)	229 (185, 274)	6 (3, 9)	261 (211, 311)	3 (2, 5)	30 (25, 37)	1 (0, 1)	35 (28, 41)	0.4 (0.2, 0.6)	7.1 (5.7, 8.5)	0.3 (0.1, 0.4)	2.4 (1.9, 2.8)
Kenya	Men	Ages 20 to 44	3.21	1.2 (0.4, 2.0)	21 (19, 23)	8 (4, 12)	94 (66, 118)	1 (0, 1)	102 (73, 127)	2 (1, 2)	18 (13, 23)	0 (0, 0)	20 (14, 25)	1.2 (0.6, 1.8)	18.5 (13.0, 23.3)	0.6 (0.3, 1.0)	5.1 (3.6, 6.4)
Kenya	Men	Ages 45 to 64	1.77	0.6 (0.2, 1.0)	22 (20, 24)	10 (5, 15)	151 (102, 200)	3 (1, 4)	164 (113, 214)	6 (3, 9)	85 (57, 112)	2 (1, 2)	92 (64, 121)	0.6 (0.3, 1.0)	10.3 (6.9, 13.6)	0.5 (0.2, 0.8)	9.2 (3.5, 11.7)
Kenya	Men	Ages 65 and older	2.37	0.4 (0.1, 0.7)	22 (19, 24)	11 (5, 16)	147 (103, 193)	2 (1, 4)	160 (114, 206)	21 (11, 32)	299 (209, 391)	5 (3, 8)	326 (231, 419)	0.3 (0.1, 0.4)	5.4 (3.8, 7.0)	0.4 (0.2, 0.7)	2.5 (1.8, 3.2)
Kenya	Men	Overall	7.35	0.8 (0.2, 1.3)	22 (19, 24)	29 (15, 43)	392 (318, 463)	6 (3, 9)	426 (348, 502)	4 (2, 6)	53 (43, 63)	1 (0, 1)	58 (47, 68)	0.5 (0.2, 0.7)	8.3 (6.8, 9.8)	0.5 (0.2, 0.7)	4.0 (3.3, 4.7)
Kenya	Both	Overall	14.9	0.7 (0.2, 1.2)	22 (20, 24)	55 (28, 82)	621 (530, 707)	12 (6, 18)	687 (585, 787)	4 (2, 6)	42 (36, 48)	1 (0, 1)	46 (39, 53)	0.4 (0.2, 0.7)	7.8 (6.7, 8.9)	0.3 (0.2, 0.5)	3.2 (2.7, 3.6)
Kiribati	Women	Ages 20 to 44	0.00702	2.4 (0.6, 4.2)	31 (30, 33)	0 (0, 0)	3 (2, 3)	0 (0, 0)	3 (2, 4)	11 (7, 16)	216 (146, 267)	2 (1, 3)	229 (160, 282)	6.2 (3.7, 8.8)	34.4 (23.3, 42.5)	1.2 (0.7, 1.8)	31.8 (22.2, 39.2)
Kiribati	Women	Ages 45 to 64	0.00616	1.2 (0.3, 2.0)	32 (31, 34)	0 (0, 0)	8 (5, 10)	0 (0, 0)	8 (5, 10)	30 (18, 43)	1227 (851, 1559)	7 (4, 10)	1265 (882, 1602)	2.7 (1.6, 3.9)	18.9 (13.1, 23.9)	0.9 (0.5, 1.3)	22.1 (15.4, 28.1)
Kiribati	Women	Ages 65 and older	0.00715	0.9 (0.2, 1.5)	27 (24, 31)	0 (0, 0)	3 (2, 4)	0 (0, 0)	4 (2, 5)	95 (58, 136)	237 (1411, 3004)	19 (12, 28)	2351 (1524, 3134)	1.3 (0.8, 1.8)	10.6 (6.7, 14.2)	0.8 (0.5, 1.2)	10.6 (6.8, 14.1)
Kiribati	Women	Overall	0.0203	1.5 (0.4, 2.6)	30 (28, 32)	0 (0, 1)	14 (11, 16)	0 (0, 0)	14 (11, 17)	23 (14, 32)	670 (536, 789)	5 (3, 7)	698 (559, 822)	2.3 (1.4, 3.3)	17.1 (13.7, 20.2)	0.9 (0.6, 1.3)	18.3 (14.7, 21.6)
Kiribati	Men	Ages 20 to 44	0.00731	2.6 (0.7, 4.5)	29 (28, 30)	1 (0, 1)	3 (2, 4)	0 (0, 0)	4 (3, 5)	51 (31, 72)	258 (181, 321)	1 (1, 1)	310 (227, 380)	6.5 (4.0, 9.2)	35.4 (24.8, 44.0)	1.1 (0.6, 1.6)	25.5 (17.2, 28.9)
Kiribati	Men	Ages 45 to 64	0.00609	1.2 (0.3, 2.1)	30 (29, 31)	1 (1, 1)	9 (7, 12)	0 (0, 0)	10 (7, 13)	145 (86, 203)	519 (1073, 1924)	9 (5, 13)	1674 (1199, 2099)	1.8 (1.7, 3.9)	20.3 (14.3, 25.7)	1.0 (0.6, 1.5)	9.5 (11.3, 19.8)
Kiribati	Men	Ages 65 and older	0.00683	0.9 (0.3, 1.6)	28 (26, 30)	0 (0, 0)	3 (2, 4)	0 (0, 0)	4 (2, 5)	174 (104, 245)	517 (1608, 3404)	28 (17, 40)	2719 (1777, 3622)	2.3 (0.8, 1.8)	11.8 (7.5, 15.9)	1.0 (0.6, 1.4)	9.3 (6.1, 12.5)
Kiribati	Men	Overall	0.0202	1.6 (0.4, 2.8)	29 (27, 30)	2 (1, 2)	16 (13, 19)	0 (0, 0)	18 (14, 21)	87 (52, 122)	784 (624, 924)	5 (3, 7)	877 (695, 1033)	3.0 (1.8, 4.2)	19.1 (15.2, 22.5)	1.0 (0.6, 1.5)	14.8 (11.8, 17.5)
Kiribati	Both	Overall	0.0406	1.6 (0.4, 2.7)	29 (28, 31)	2 (1, 3)	29 (25, 34)	0 (0, 0)	32 (27, 37)	55 (33, 77)	727 (621, 836)	5 (3, 7)	787 (671, 909)	2.8 (1.7, 3.9)	18.1 (15.5, 20.8)	1.0 (0.6, 1.4)	16.2 (13.8, 18.7)
Kuwait	Women	Ages 20 to 44	0.24	0.6 (0.2, 1.0)	30 (29, 31)	1 (1, 1)	2 (1, 2)	0 (0, 0)	3 (2, 3)	2 (1, 3)	4 (3, 5)	0 (0, 0)	7 (5, 8)	2.0 (1.2, 3.0)	14.2 (9.8, 18.4)	0.4 (0.2, 0.6)	3.0 (2.2, 3.9)
Kuwait	Women	Ages 45 to 64	0.12	0.3 (0.1, 0.5)	33 (32, 35)	2 (1, 2)	5 (3, 7)	0 (0, 0)	7 (5, 9)	13 (8, 18)	42 (29, 55)	2 (1, 3)	56 (41, 71)	1.2 (0.7, 1.7)	8.3 (5.7, 10.9)	0.3 (0.2, 0.5)	2.7 (2.0, 3.4)
Kuwait	Women	Ages 65 and older	0.199	0.2 (0.1, 0.4)	31 (29, 33)	2 (1, 3)	5 (4, 7)	0 (0, 0)	7 (5, 9)	79 (47, 115)	200 (143, 258)	5 (3, 7)	284 (212, 361)	0.6 (0.4, 0.9)	4.3 (3.1, 5.6)	0.3 (0.2, 0.5)	1.5 (1.1, 1.9)
Kuwait	Women	Overall	0.559	0.4 (0.1, 0.7)	31 (30, 32)	4 (3, 6)	12 (10, 14)	0 (0, 1)	17 (13, 20)	8 (5, 11)	21 (17, 25)	1 (0, 1)	30 (24, 36)	0.9 (0.5, 1.3)	6.2 (5.1, 7.4)	0.4 (0.2, 0.5)	2.1 (1.7, 2.5)
Kuwait	Men	Ages 20 to 44	0.422	0.6 (0.2, 1.1)	29 (28, 30)	5 (3, 8)	3 (2, 4)	0 (0, 0)	9 (6, 11)	7 (4, 10)	4 (3, 6)	0 (0, 0)	12 (8, 15)	2.0 (1.1, 2.8)	14.9 (10.6, 19.5)	0.3 (0.2, 0.5)	2.7 (1.9, 3.5)
Kuwait	Men	Ages 45 to 64	0.219	0.3 (0.1, 0.6)	30 (29, 31)	6 (4, 9)	8 (5, 10)	0 (0, 0)	14 (10, 18)	28 (17, 40)	34 (24, 45)	1 (0, 1)	63 (47, 80)	1.1 (0.7, 1.6)	8.2 (5.7, 10.7)	0.2 (0.1, 0.4)	2.0 (1.5, 2.5)
Kuwait	Men	Ages 65 and older	0.382	0.2 (0.1, 0.4)	28 (27, 29)	5 (3, 7)	11 (8, 14)	0 (0, 0)	16 (12, 20)	116 (69, 167)	250 (183, 317)	5 (3, 7)	371 (285, 458)	0.6 (0.3, 0.8)	4.2 (3.1, 5.4)	0.2 (0.1, 0.3)	1.4 (1.0, 1.7)
Kuwait	Men	Overall	1.02	0.4 (0.													

Latvia	Women	Ages 20 to 44	0.163	0.1 (0.1, 0.2)	23 (21, 26)	0 (0, 0)	1 (0, 1)	0 (0, 0)	1 (0, 1)	0 (0, 0)	2 (1, 2)	0 (0, 0)	2 (2, 3)	0.9 (0.5, 1.2)	7.5 (5.1, 9.9)	0.2 (0.1, 0.3)	1.5 (1.1, 1.9)
Latvia	Women	Ages 45 to 64	0.32	0.1 (0.1, 0.1)	28 (25, 31)	3 (2, 4)	3 (2, 4)	1 (0, 1)	6 (4, 8)	9 (5, 12)	8 (5, 11)	2 (1, 2)	19 (13, 24)	0.6 (0.4, 0.9)	4.9 (3.2, 6.7)	0.2 (0.1, 0.3)	0.7 (0.5, 0.9)
Latvia	Women	Ages 65 and older	0.42	0.1 (0.0, 0.1)	29 (26, 32)	21 (11, 33)	8 (6, 11)	1 (1, 2)	31 (20, 44)	81 (43, 126)	32 (24, 40)	6 (3, 8)	118 (78, 166)	0.2 (0.1, 0.4)	2.6 (1.9, 3.2)	0.2 (0.1, 0.2)	0.3 (0.2, 0.4)
Latvia	Women	Overall	0.903	0.1 (0.1, 0.1)	27 (24, 29)	24 (13, 37)	12 (9, 14)	2 (1, 3)	38 (26, 52)	27 (15, 41)	13 (10, 15)	2 (1, 3)	42 (28, 57)	0.2 (0.1, 0.4)	3.0 (2.4, 3.6)	0.2 (0.1, 0.2)	0.3 (0.2, 0.4)
Latvia	Men	Ages 20 to 44	0.168	0.2 (0.1, 0.2)	25 (24, 27)	1 (0, 1)	1 (1, 1)	0 (0, 0)	2 (1, 2)	2 (1, 3)	3 (2, 4)	0 (0, 0)	5 (4, 7)	0.9 (0.6, 1.3)	8.0 (5.5, 10.4)	0.2 (0.1, 0.3)	1.6 (1.2, 2.0)
Latvia	Men	Ages 45 to 64	0.266	0.1 (0.1, 0.1)	28 (26, 30)	9 (5, 12)	3 (2, 4)	1 (0, 1)	12 (8, 16)	32 (19, 45)	11 (8, 15)	2 (1, 4)	46 (31, 61)	0.6 (0.4, 0.9)	5.1 (3.5, 6.7)	0.2 (0.1, 0.3)	0.7 (0.5, 0.9)
Latvia	Men	Ages 65 and older	0.282	0.1 (0.0, 0.1)	28 (26, 29)	16 (9, 22)	4 (3, 5)	1 (1, 2)	21 (14, 28)	122 (72, 175)	30 (20, 39)	10 (6, 14)	162 (106, 220)	0.3 (0.2, 0.5)	3.0 (2.0, 3.9)	0.1 (0.1, 0.2)	0.3 (0.2, 0.5)
Latvia	Men	Overall	0.717	0.1 (0.1, 0.1)	27 (25, 29)	25 (15, 35)	8 (6, 9)	2 (1, 3)	35 (23, 46)	35 (21, 49)	11 (9, 13)	3 (2, 4)	48 (32, 64)	0.4 (0.2, 0.6)	4.0 (3.2, 4.7)	0.1 (0.1, 0.2)	0.4 (0.3, 0.6)
Latvia	Both	Overall	1.62	0.1 (0.1, 0.1)	27 (25, 29)	49 (29, 70)	19 (17, 22)	4 (2, 6)	72 (49, 96)	30 (18, 43)	12 (10, 14)	2 (1, 4)	45 (30, 59)	0.3 (0.2, 0.4)	3.3 (2.8, 3.8)	0.2 (0.1, 0.2)	0.4 (0.2, 0.5)
Lebanon	Women	Ages 20 to 44	0.366	0.9 (0.7, 1.1)	26 (24, 27)	2 (1, 2)	3 (2, 3)	0 (0, 1)	5 (3, 6)	2 (1, 3)	4 (3, 5)	1 (0, 1)	7 (5, 9)	2.5 (1.5, 3.6)	18.3 (13.1, 23.5)	0.5 (0.3, 0.8)	2.4 (1.8, 3.1)
Lebanon	Women	Ages 45 to 64	0.425	0.5 (0.4, 0.6)	30 (28, 33)	6 (4, 9)	11 (8, 15)	1 (1, 2)	18 (13, 23)	14 (9, 20)	26 (18, 34)	3 (2, 5)	43 (32, 55)	1.3 (0.8, 1.9)	9.9 (7.0, 13.1)	0.4 (0.2, 0.6)	1.9 (1.4, 2.4)
Lebanon	Women	Ages 65 and older	0.485	0.3 (0.3, 0.4)	30 (28, 32)	16 (10, 23)	20 (15, 26)	1 (1, 2)	38 (28, 49)	98 (58, 141)	123 (90, 157)	8 (5, 12)	229 (168, 297)	0.6 (0.3, 0.8)	4.9 (3.6, 6.3)	0.3 (0.2, 0.5)	1.0 (0.7, 1.3)
Lebanon	Women	Overall	1.28	0.6 (0.4, 0.7)	28 (26, 30)	24 (14, 34)	34 (27, 41)	3 (2, 5)	61 (46, 76)	19 (11, 27)	27 (21, 32)	2 (1, 4)	48 (36, 60)	0.7 (0.4, 1.0)	6.3 (5.1, 7.5)	0.4 (0.2, 0.5)	1.2 (0.9, 1.5)
Lebanon	Men	Ages 20 to 44	0.357	1.0 (0.7, 1.2)	26 (25, 28)	5 (3, 7)	3 (3, 4)	0 (0, 0)	9 (6, 11)	8 (5, 11)	5 (4, 7)	0 (0, 0)	14 (10, 17)	2.5 (1.6, 3.5)	19.4 (14.2, 24.1)	0.2 (0.1, 0.4)	3.4 (2.5, 4.4)
Lebanon	Men	Ages 45 to 64	0.36	0.5 (0.4, 0.6)	28 (27, 30)	11 (7, 16)	11 (7, 14)	0 (0, 1)	22 (16, 28)	31 (18, 43)	30 (21, 39)	1 (1, 2)	62 (45, 79)	1.3 (0.8, 1.8)	9.9 (6.8, 13.0)	0.2 (0.1, 0.3)	2.0 (1.5, 2.6)
Lebanon	Men	Ages 65 and older	0.429	0.4 (0.3, 0.4)	27 (26, 29)	19 (11, 27)	40 (27, 52)	1 (0, 1)	59 (43, 75)	130 (78, 190)	278 (193, 362)	6 (3, 8)	414 (305, 528)	0.6 (0.4, 0.9)	5.5 (3.8, 7.2)	0.2 (0.1, 0.2)	1.5 (1.1, 2.0)
Lebanon	Men	Overall	1.15	0.6 (0.5, 0.8)	27 (26, 29)	35 (21, 49)	54 (42, 66)	1 (1, 2)	90 (69, 113)	30 (18, 43)	47 (36, 58)	1 (1, 2)	78 (61, 99)	0.9 (0.5, 1.2)	6.4 (4.9, 7.8)	0.2 (0.1, 0.3)	1.7 (1.3, 2.2)
Lebanon	Both	Overall	2.42	0.6 (0.5, 0.7)	28 (26, 30)	59 (36, 82)	88 (73, 103)	5 (3, 7)	151 (118, 185)	24 (15, 34)	36 (30, 42)	2 (1, 3)	62 (49, 77)	0.8 (0.5, 1.1)	6.3 (5.3, 7.4)	0.3 (0.2, 0.5)	1.5 (1.2, 1.8)
Lesotho	Women	Ages 20 to 44	0.177	0.6 (0.2, 1.1)	26 (25, 27)	1 (1, 2)	12 (9, 15)	0 (0, 0)	14 (11, 17)	5 (3, 8)	47 (35, 58)	1 (0, 1)	53 (40, 65)	2.3 (1.4, 3.7)	15.9 (12.0, 19.8)	0.7 (0.4, 1.0)	10.0 (7.6, 12.4)
Lesotho	Women	Ages 45 to 64	0.129	0.3 (0.1, 0.5)	28 (26, 30)	2 (1, 3)	22 (14, 29)	0 (0, 1)	24 (16, 31)	15 (8, 23)	167 (109, 225)	3 (2, 5)	186 (126, 244)	1.2 (0.7, 1.8)	7.7 (5.0, 10.4)	0.5 (0.3, 0.8)	5.6 (3.8, 7.3)
Lesotho	Women	Ages 65 and older	0.143	0.2 (0.1, 0.4)	26 (22, 30)	5 (3, 7)	31 (21, 41)	1 (0, 1)	36 (26, 46)	83 (50, 119)	565 (389, 742)	12 (7, 18)	661 (478, 844)	0.6 (0.3, 0.8)	4.4 (3.0, 5.8)	0.5 (0.3, 0.7)	2.5 (1.8, 3.3)
Lesotho	Women	Overall	0.449	0.4 (0.1, 0.7)	27 (24, 29)	8 (5, 11)	65 (52, 78)	1 (1, 2)	74 (60, 88)	18 (11, 25)	145 (117, 173)	3 (2, 4)	165 (133, 197)	0.8 (0.5, 1.1)	6.1 (4.9, 7.3)	0.5 (0.3, 0.7)	3.7 (3.0, 4.4)
Lesotho	Men	Ages 20 to 44	0.195	0.7 (0.2, 1.2)	22 (19, 24)	1 (0, 1)	8 (5, 10)	0 (0, 0)	8 (6, 11)	2 (1, 4)	27 (18, 35)	0 (0, 0)	29 (20, 38)	1.0 (0.5, 1.6)	13.2 (9.0, 17.3)	0.4 (0.2, 0.7)	7.0 (4.9, 9.1)
Lesotho	Men	Ages 45 to 64	0.0835	0.3 (0.1, 0.6)	22 (20, 25)	1 (1, 2)	13 (9, 18)	0 (0, 0)	15 (10, 19)	13 (6, 20)	159 (104, 212)	4 (2, 5)	175 (118, 229)	0.5 (0.3, 0.8)	7.5 (4.9, 10.0)	0.4 (0.2, 0.6)	3.6 (2.4, 4.7)
Lesotho	Men	Ages 65 and older	0.125	0.2 (0.1, 0.4)	22 (18, 25)	2 (1, 2)	14 (10, 19)	0 (0, 1)	16 (11, 21)	42 (21, 65)	372 (252, 494)	10 (5, 15)	424 (294, 552)	0.3 (0.1, 0.4)	4.2 (2.9, 5.6)	0.3 (0.2, 0.5)	1.7 (1.2, 2.2)
Lesotho	Men	Overall	0.403	0.4 (0.1, 0.7)	22 (19, 25)	3 (2, 5)	35 (28, 42)	1 (0, 1)	39 (31, 46)	8 (4, 12)	87 (69, 104)	2 (1, 3)	97 (78, 115)	0.4 (0.2, 0.6)	6.1 (4.8, 7.3)	0.3 (0.2, 0.5)	2.6 (2.1, 3.1)
Lesotho	Both	Overall	0.852	0.4 (0.1, 0.7)	24 (22, 27)	11 (8, 15)	100 (86, 115)	2 (1, 3)	113 (98, 130)	13 (9, 18)	117 (101, 135)	2 (2, 3)	133 (115, 153)	0.6 (0.4, 0.8)	6.1 (5.2, 7.0)	0.4 (0.3, 0.6)	3.2 (2.8, 3.7)
Liberia	Women	Ages 20 to 44	0.291	0.2 (0.1, 0.4)	23 (22, 24)	0 (0, 1)	5 (4, 6)	0 (0, 0)	5 (4, 7)	1 (0, 1)	10 (7, 13)	0 (0, 0)	11 (8, 14)	0.6 (0.3, 0.9)	8.8 (6.4, 11.2)	0.1 (0.1, 0.2)	4.2 (3.1, 5.3)
Liberia	Women	Ages 45 to 64	0.207	0.1 (0.0, 0.2)	24 (23, 25)	1 (0, 1)	9 (6, 12)	0 (0, 0)	10 (7, 13)	4 (2, 6)	44 (29, 59)	0 (0, 1)	48 (33, 63)	0.3 (0.2, 0.5)	5.3 (3.4, 7.0)	0.1 (0.1, 0.2)	2.3 (1.6, 3.0)
Liberia	Women	Ages 65 and older	0.25	0.1 (0.0, 0.1)	23 (19, 26)	1 (1, 2)	10 (6, 13)	0 (0, 0)	11 (7, 15)	19 (10, 29)	161 (103, 217)	1 (0, 1)	180 (121, 239)	0.2 (0.1, 0.3)	3.2 (2.1, 4.4)	0.1 (0.1, 0.2)	1.2 (0.8, 1.6)
Liberia	Women	Overall	0.749	0.2 (0.0, 0.3)	23 (21, 25)	2 (1, 4)	24 (19, 29)	0 (0, 0)	26 (21, 32)	3 (2, 5)	32 (26, 39)	0 (0, 0)	35 (28, 43)	0.3 (0.1, 0.4)	4.5 (3.6, 5.4)	0.1 (0.1, 0.2)	1.8 (1.5, 2.2)
Liberia	Men	Ages 20 to 44	0.298	0.3 (0.1, 0.5)	22 (19, 24)	0 (0, 0)	3 (2, 4)	0 (0, 0)	3 (2, 4)	1 (0, 1)	3 (3, 7)	0 (0, 0)	6 (4, 8)	0.5 (0.2, 0.7)	7.0 (4.7, 9.5)	0.1 (0.0, 0.1)	3.0 (2.1, 4.0)
Liberia	Men	Ages 45 to 64	0.189	0.1 (0.0, 0.2)	22 (20, 25)	1 (0, 1)	7 (4, 9)	0 (0, 0)	7 (5, 9)	3 (2, 5)	35 (23, 46)	0 (0, 0)	38 (26, 49)	0.3 (0.2, 0.5)	5.3 (3.5, 7.1)	0.1 (0.1, 0.2)	2.5 (1.7, 3.2)
Liberia	Men	Ages 65 and older	0.243	0.1 (0.0, 0.2)	22 (18, 25)	1 (0, 1)	6 (3, 7)	0 (0, 0)	6 (4, 8)	12 (6, 17)	112 (68, 151)	1 (0, 1)	124 (81, 165)	0.2 (0.1, 0.3)	3.3 (2.0, 4.5)	0.1 (0.0, 0.2)	1.3 (0.9, 1.8)
Liberia	Men	Overall	0.73	0.2 (0.0, 0.3)	22 (19, 25)	1 (1, 2)	15 (11, 18)	0 (0, 0)	16 (13, 19)	2 (1, 3)	20 (16, 24)	0 (0, 0)	22 (17, 26)	0.3 (0.1, 0.4)	4.5 (3.5, 5.5)	0.1 (0.1, 0.2)	1.9 (1.5, 2.3)
Liberia	Both	Overall	1.48	0.2 (0.0, 0.3)	22 (20, 25)	4 (2, 6)	38 (33, 44)	0 (0, 0)	43 (36, 49)	3 (1, 4)	26 (22, 30)	0 (0, 0)	29 (24, 33)	0.7 (0.4, 1.0)	5.6 (3.8, 5.2)	0.1 (0.1, 0.2)	1.8 (1.6, 2.1)
Libyan Arab Jamahiriya	Women	Ages 20 to 44	0.636	0.6 (0.2, 0.9)	27 (26, 28)	3 (2, 5)	9 (6, 12)	0 (0, 1)	13 (10, 16)	3 (2, 5)	8 (6, 11)	0 (0, 1)	12 (9, 15)	1.8 (1.1, 2.7)	13.7 (9.5, 17.6)	0.4 (0.2, 0.6)	3.4 (2.5, 4.3)
Libyan Arab Jamahiriya	Women	Ages 45 to 64	0.416	0.3 (0.1, 0.5)	32 (31, 33)	8 (4, 11)	27 (19, 35)	1 (0, 1)	35 (26, 45)	18 (11, 26)	65 (46, 85)	2 (1, 2)	84 (62, 108)	1.1 (0.6, 1.5)	7.9 (5.6, 10.4)	0.3 (0.2, 0.5)	2.9 (2.2, 3.7)
Libyan Arab Jamahiriya	Women	Ages 65 and older	0.59	0.2 (0.1, 0.4)	30 (27, 33)	13 (8, 19)	39 (28, 50)	1 (0, 1)	53 (40, 66)	92 (55, 135)	277 (201, 354)	4 (2, 5)	374 (282, 469)	0.7 (0.3, 0.7)	3.9 (2.8, 5.0)	0.3 (0.2, 0.4)	1.4 (1.1, 1.8)
Libyan Arab Jamahiriya	Women	Overall	1.64	0.4 (0.1, 0.6)	30 (28, 31)	24 (14, 34)	75 (61, 89)	2 (1, 2)	101 (80, 122)	15 (9, 21)	46 (37, 54)	1 (1, 1)	61 (49, 74)	0.5 (0.4, 0.9)	5.3 (4.3, 6.3)	0.3 (0.2, 0.5)	1.9 (1.5, 2.3)
Libyan Arab Jamahiriya	Men	Ages 20 to 44	0.641	0.6 (0.2, 1.0)	26 (25, 27)	7 (4, 10)	9 (6, 12)	0 (0, 0)	16 (12, 20)	6 (4, 9)	8 (6, 11)	0 (0, 0)	15 (11, 19)	1.9 (1.1, 2.6)	14.3 (10.2, 18.4)	0.2 (0.1, 0.4)	3.4 (2.6, 4.3)
Libyan Arab Jamahiriya	Men	Ages 45 to 64	0.452	0.3 (0.1, 0.5)	28 (27, 29)	15 (9, 21)	28 (20, 37)	0 (0, 1)	43 (32, 54)	32 (19, 46)	61 (43, 81)	1 (1, 1)	94 (70, 120)	1.0 (0.6, 1.5)	7.9 (5.6, 10.4)	0.3 (0.1, 0.4)	2.3 (1.7, 3.0)
Libyan Arab Jamahiriya	Men	Ages 65 and older	0.564	0.2 (0.1, 0.4)	26 (25, 28)	15 (9, 22)	33 (23, 44)	0 (0, 1)	49 (36, 62)	114 (67, 163)	251 (175, 328)	4 (2, 5)	368 (274, 467)	0.5 (0.3, 0.8)	4.4 (3.1, 5.8)	0.3 (0.2, 0.4)	1.3 (1.0, 1.7)
Libyan Arab Jamahiriya	Men	Overall	1.66	0.4 (0.1, 0.7)	26 (25, 27)	36 (22, 52)	70 (57, 83)	1 (1, 2)	107 (85, 132)	22 (13, 31)	42 (34, 50)	1 (0, 1)	65 (52, 80)	0.8 (0.5, 1.1)	6.0 (4.8, 7.1)	0.3 (0.2, 0.4)	1.8 (1.4, 2.2)
Libyan Arab Jamahiriya	Both	Overall	3.3	0.4 (0.1, 0.6)	28 (27, 29)	60 (37, 85)	145 (124, 165)	3 (2, 4)	208 (169, 248)	18 (11, 26)	44 (38, 50)	1 (1, 1)	63 (51, 75)	0.7 (0.4, 1.0)	5.6 (4.8, 6.4)	0.3 (0.2, 0.4)	1.9 (1.5, 2.2)
Lithuania	Women	Ages 20 to 44	0.23	0.4 (0.1, 0.7)	24 (21, 26)	0 (0, 0)	1 (1, 2)	0 (0, 0)	2 (1, 2)	1 (0, 1)	2 (2, 3)	0 (0, 0)	3 (3, 4)	1.3 (0.8, 1.8)	11.4 (8.0, 14.7)	0.3 (0.2, 0.4)	1.9 (1.4, 2.4)
Lithuania	Women	Ages 45 to 64	0.467	0.2 (0.1, 0.3)	29 (26, 31)	4 (3, 6)	3 (2, 4)	1 (1, 1)	8 (6, 11)	9 (5, 13)	7 (5, 9)	2 (1, 3)	18 (13, 23)	0.8 (0.5, 1.2)	6.5 (4.2, 8.6)	0.2 (0.1, 0.4)	0.8 (0.6, 1.0)
Lithuania	Women	Ages 65 and older	0.599	0.1 (0.0, 0.2)	29 (27, 32)	33 (17, 50)	6 (5, 8)	2 (1, 4)	41 (25, 60)	91 (47, 141)	18 (13, 23)	7 (4, 10)	116 (69, 168)	0.3 (0.2, 0.5)	3.3 (2.4, 4.3)	0.2 (0.1, 0.3)	0.3 (0.2, 0.4)
Lithuania	Women	Overall	1.3	0.3 (0.1, 0.4)	27 (25, 30)	37 (20, 56)	11 (9, 13)	4 (2, 5)	52 (33, 72)	29 (15, 44)	8 (7, 10)	3 (2, 4)	40 (25, 56)	0.3 (0.2, 0.5)	4.3 (3.5, 5.2)	0.2 (0.1, 0.3)	0.4 (0.2, 0.5)
Lithuania	Men	Ages 20 to 44	0.237	0.4 (0.1, 0.7)	26 (24, 27)	2 (1, 3)	3 (2, 4)	0 (0, 0)	5 (4, 7)	5 (3, 7)	7 (5, 9)	0 (0, 0)	12 (9, 15)	1.4 (0.9, 2.0)	12.1 (8.4, 15.4)	0.3 (0.2, 0.5)	2.6 (1.9, 3.2)
Lithuania	Men	Ages 45 to 64	0.389	0.2 (0.1, 0.4)	28 (26, 30)	15 (9, 21)	5 (3, 6)	1 (1, 2)	21 (14, 28)	38 (22, 53)	12 (8, 16)	4 (2, 5)	53 (36, 71)	0.9 (0.5, 1.2)	7.0 (4.7, 9.1)	0.3 (0.2, 0.4)	0.9 (0.6, 1.2)
Lithuania	Men	Ages 65 and older	0.414	0.2 (0.0, 0.3)	2												

Macedonia (Former Yugoslav Republic of)	Men	Overall	0.682	0.3 (0.1, 0.5)	26 (23, 29)	21 (13, 30)	24 (18, 29)	1 (1, 2)	46 (35, 58)	31 (19, 44)	35 (27, 42)	2 (1, 3)	68 (51, 85)	0.5 (0.3, 0.7)	4.7 (3.6, 5.7)	0.1 (0.1, 0.2)	0.9 (0.7, 1.1)
	Both	Overall	1.38	0.3 (0.1, 0.5)	26 (23, 29)	40 (24, 56)	52 (43, 60)	3 (2, 4)	94 (73, 117)	29 (17, 40)	37 (31, 43)	2 (1, 3)	68 (53, 85)	0.5 (0.3, 0.6)	4.3 (3.6, 5.0)	0.2 (0.1, 0.3)	0.8 (0.7, 1.0)
16																	
Madagascar	Women	Ages 20 to 44	1.41	0.3 (0.1, 0.5)	21 (20, 21)	0 (0, 0)	0 (0, 0)	0 (0, 0)	0 (0, 0)	0 (0, 0)	0 (0, 0)	0 (0, 0)	0 (0, 0)	0.0 (0.0, 0.0)	0.0 (0.0, 0.0)	0.0 (0.0, 0.0)	0.0 (0.0, 0.0)
Madagascar	Women	Ages 45 to 64	1.11	0.1 (0.0, 0.3)	21 (20, 22)	0 (0, 0)	0 (0, 0)	0 (0, 0)	0 (0, 0)	0 (0, 0)	0 (0, 0)	0 (0, 0)	0 (0, 0)	0.0 (0.0, 0.0)	0.0 (0.0, 0.0)	0.0 (0.0, 0.0)	0.0 (0.0, 0.0)
Madagascar	Women	Ages 65 and older	1.38	0.1 (0.0, 0.2)	20 (19, 22)	0 (0, 0)	0 (0, 0)	0 (0, 0)	0 (0, 0)	0 (0, 0)	0 (0, 0)	0 (0, 0)	0 (0, 0)	0.0 (0.0, 0.0)	0.0 (0.0, 0.0)	0.0 (0.0, 0.0)	0.0 (0.0, 0.0)
Madagascar	Women	Overall	3.89	0.2 (0.1, 0.3)	21 (20, 22)	0 (0, 0)	0 (0, 0)	0 (0, 0)	0 (0, 0)	0 (0, 0)	0 (0, 0)	0 (0, 0)	0 (0, 0)	0.0 (0.0, 0.0)	0.0 (0.0, 0.0)	0.0 (0.0, 0.0)	0.0 (0.0, 0.0)
Madagascar	Men	Ages 20 to 44	1.39	0.3 (0.1, 0.6)	21 (20, 22)	5 (2, 7)	20 (13, 27)	0 (0, 0)	25 (17, 33)	2 (1, 3)	8 (5, 11)	0 (0, 0)	10 (7, 14)	0.5 (0.3, 0.8)	8.6 (5.6, 11.5)	0.3 (0.1, 0.5)	2.2 (1.5, 2.8)
Madagascar	Men	Ages 45 to 64	1.07	0.2 (0.0, 0.3)	22 (20, 23)	9 (4, 13)	42 (27, 56)	1 (0, 1)	51 (36, 67)	8 (4, 12)	39 (26, 53)	1 (0, 1)	48 (33, 62)	0.3 (0.2, 0.5)	5.6 (3.7, 7.5)	0.3 (0.1, 0.4)	1.5 (1.0, 1.9)
Madagascar	Men	Ages 65 and older	1.32	0.1 (0.0, 0.2)	21 (20, 23)	7 (4, 11)	36 (23, 50)	1 (0, 1)	44 (30, 57)	23 (12, 34)	118 (76, 163)	2 (1, 3)	143 (97, 188)	0.1 (0.1, 0.2)	2.8 (1.8, 3.8)	0.2 (0.1, 0.3)	0.7 (0.5, 0.9)
Madagascar	Men	Overall	3.79	0.2 (0.1, 0.4)	21 (20, 23)	20 (10, 30)	98 (78, 119)	2 (1, 2)	120 (95, 146)	5 (3, 8)	26 (21, 31)	0 (0, 1)	32 (25, 38)	0.2 (0.1, 0.4)	4.3 (3.4, 5.2)	0.2 (0.1, 0.4)	1.1 (0.9, 1.3)
Madagascar	Both	Overall	7.68	0.2 (0.1, 0.3)	21 (20, 22)	20 (10, 30)	98 (78, 119)	2 (1, 2)	120 (95, 146)	3 (1, 4)	13 (10, 15)	0 (0, 0)	16 (12, 19)	0.1 (0.1, 0.2)	2.3 (1.9, 2.8)	0.1 (0.0, 0.1)	0.5 (0.4, 0.6)
Malawi	Women	Ages 20 to 44	1.01	0.9 (0.2, 1.5)	23 (22, 24)	6 (3, 10)	21 (15, 27)	0 (0, 0)	28 (21, 35)	4 (2, 6)	14 (10, 17)	0 (0, 0)	18 (13, 22)	1.3 (0.6, 2.1)	17.7 (12.8, 22.5)	0.5 (0.2, 0.7)	4.3 (3.2, 5.4)
Malawi	Women	Ages 45 to 64	0.725	0.4 (0.1, 0.7)	23 (22, 24)	9 (5, 15)	40 (26, 55)	1 (0, 2)	51 (35, 66)	13 (7, 20)	56 (36, 76)	1 (1, 2)	70 (48, 91)	0.6 (0.3, 0.9)	8.3 (5.4, 11.3)	0.4 (0.2, 0.6)	2.2 (1.5, 2.8)
Malawi	Women	Ages 65 and older	0.821	0.3 (0.1, 0.5)	22 (20, 23)	14 (7, 21)	52 (36, 72)	1 (0, 1)	67 (49, 88)	55 (28, 85)	211 (143, 288)	3 (1, 4)	268 (196, 354)	0.3 (0.2, 0.5)	4.8 (3.3, 6.6)	0.4 (0.2, 0.6)	1.1 (0.8, 1.5)
Malawi	Women	Overall	2.56	0.5 (0.1, 1.0)	23 (22, 24)	29 (15, 44)	114 (91, 138)	2 (1, 3)	145 (115, 174)	11 (6, 17)	45 (36, 54)	1 (0, 1)	57 (45, 68)	0.4 (0.2, 0.7)	6.8 (5.4, 8.2)	0.4 (0.2, 0.6)	1.7 (1.3, 2.0)
Malawi	Men	Ages 20 to 44	1.04	0.9 (0.3, 1.5)	22 (21, 23)	5 (2, 7)	51 (37, 64)	1 (0, 1)	56 (41, 70)	3 (1, 4)	31 (23, 39)	0 (0, 1)	34 (25, 43)	1.3 (0.7, 1.9)	18.6 (13.6, 23.5)	0.8 (0.4, 1.3)	8.3 (6.2, 10.4)
Malawi	Men	Ages 45 to 64	0.624	0.4 (0.1, 0.8)	22 (21, 23)	6 (3, 9)	59 (40, 79)	2 (1, 3)	67 (47, 87)	10 (5, 15)	95 (64, 127)	3 (1, 4)	107 (75, 140)	0.5 (0.3, 0.8)	8.8 (5.9, 11.7)	0.6 (0.3, 0.9)	3.4 (2.4, 4.5)
Malawi	Men	Ages 65 and older	0.814	0.3 (0.1, 0.6)	21 (20, 22)	6 (3, 9)	53 (34, 72)	1 (0, 1)	60 (41, 79)	29 (15, 44)	249 (163, 341)	4 (2, 6)	282 (193, 374)	0.2 (0.1, 0.4)	4.6 (3.0, 6.3)	0.4 (0.2, 0.6)	1.6 (1.1, 2.2)
Malawi	Men	Overall	2.123	0.6 (0.2, 1.0)	22 (21, 23)	17 (9, 26)	163 (130, 194)	3 (2, 5)	183 (149, 217)	7 (3, 10)	66 (53, 78)	1 (1, 2)	74 (60, 88)	0.4 (0.2, 0.6)	7.8 (6.2, 9.3)	0.5 (0.3, 0.8)	2.9 (2.4, 3.5)
Malawi	Both	Overall	5.04	0.6 (0.2, 1.0)	22 (21, 23)	46 (24, 70)	277 (239, 314)	5 (3, 8)	328 (280, 378)	9 (5, 14)	55 (48, 62)	1 (1, 2)	65 (56, 75)	0.4 (0.2, 0.7)	7.3 (6.3, 8.3)	0.5 (0.2, 0.7)	2.2 (1.9, 2.5)
Malaysia	Women	Ages 20 to 44	2.21	3.7 (2.8, 4.7)	25 (24, 26)	18 (11, 26)	68 (53, 79)	5 (3, 8)	91 (72, 108)	4 (3, 6)	17 (13, 19)	1 (1, 2)	23 (18, 27)	8.5 (5.1, 12.2)	46.7 (36.2, 54.2)	2.0 (1.1, 2.9)	14.5 (11.4, 17.1)
Malaysia	Women	Ages 45 to 64	2.55	2.0 (1.5, 2.5)	27 (25, 28)	108 (64, 151)	395 (291, 491)	18 (10, 26)	521 (396, 642)	42 (25, 59)	155 (114, 192)	7 (4, 10)	204 (155, 251)	4.0 (2.3, 5.5)	27.2 (20.0, 33.7)	1.3 (0.7, 1.9)	9.8 (7.5, 12.1)
Malaysia	Women	Ages 65 and older	2.54	1.4 (1.1, 1.7)	24 (23, 26)	131 (87, 179)	382 (270, 491)	9 (6, 12)	522 (391, 647)	190 (126, 258)	552 (389, 710)	12 (8, 17)	754 (565, 935)	1.3 (0.8, 1.7)	13.3 (9.4, 17.1)	0.6 (0.4, 0.9)	3.6 (2.7, 4.5)
Malaysia	Women	Overall	7.3	2.4 (1.8, 3.0)	25 (24, 26)	257 (166, 350)	846 (694, 999)	32 (20, 45)	1134 (935, 1337)	35 (23, 48)	116 (95, 137)	4 (3, 6)	155 (128, 183)	1.9 (1.2, 2.6)	18.6 (15.5, 22.3)	1.1 (0.7, 1.5)	5.6 (4.6, 6.6)
Malaysia	Men	Ages 20 to 44	2.24	3.9 (2.9, 4.9)	25 (24, 25)	56 (36, 78)	86 (68, 99)	2 (1, 3)	144 (115, 174)	14 (9, 19)	21 (17, 24)	1 (0, 1)	35 (28, 42)	7.2 (4.6, 10.0)	46.9 (37.3, 53.8)	1.1 (0.7, 1.6)	13.6 (10.8, 16.4)
Malaysia	Men	Ages 45 to 64	2.6	2.1 (1.6, 2.7)	25 (25, 26)	293 (176, 416)	482 (354, 598)	14 (8, 20)	789 (582, 981)	113 (68, 160)	185 (136, 230)	5 (3, 8)	303 (223, 377)	4.2 (2.5, 6.0)	28.4 (20.8, 35.3)	1.1 (0.6, 1.6)	8.5 (6.2, 10.5)
Malaysia	Men	Ages 65 and older	2.53	1.5 (1.1, 1.9)	24 (23, 25)	101 (52, 153)	305 (209, 393)	7 (4, 11)	413 (300, 521)	153 (78, 231)	461 (316, 594)	11 (5, 16)	624 (454, 787)	0.8 (0.4, 1.3)	13.8 (9.5, 17.8)	0.3 (0.2, 0.5)	2.7 (1.9, 3.4)
Malaysia	Men	Overall	7.38	2.6 (1.9, 3.2)	24 (24, 25)	451 (305, 598)	873 (709, 1027)	23 (16, 31)	1347 (1091, 1601)	61 (41, 81)	118 (96, 139)	3 (2, 4)	183 (148, 217)	2.3 (1.6, 3.0)	21.3 (17.3, 25.1)	0.7 (0.4, 0.9)	5.2 (4.2, 6.2)
Malaysia	Both	Overall	14.7	2.5 (1.9, 3.1)	25 (24, 26)	707 (465, 952)	1719 (1491, 1946)	55 (36, 75)	2481 (2088, 2883)	48 (32, 65)	117 (102, 133)	4 (2, 5)	169 (142, 196)	2.1 (1.4, 2.9)	20.1 (17.4, 22.7)	0.9 (0.6, 1.3)	5.4 (4.5, 6.3)
Maldives	Women	Ages 20 to 44	0.0298	0.7 (0.2, 1.2)	24 (22, 25)	0 (0, 0)	0 (0, 0)	0 (0, 0)	0 (0, 0)	0 (0, 0)	3 (2, 4)	0 (0, 0)	3 (3, 4)	1.7 (1.1, 2.5)	15.4 (11.0, 19.7)	0.4 (0.3, 0.5)	5.3 (3.9, 6.6)
Maldives	Women	Ages 45 to 64	0.0205	0.4 (0.1, 0.6)	29 (27, 32)	0 (0, 0)	0 (0, 0)	0 (0, 0)	0 (0, 0)	4 (2, 6)	14 (10, 18)	1 (0, 1)	18 (14, 24)	1.2 (0.7, 1.7)	9.1 (6.5, 11.8)	0.5 (0.3, 0.7)	2.9 (2.2, 3.7)
Maldives	Women	Ages 65 and older	0.0276	0.3 (0.1, 0.4)	30 (26, 34)	0 (0, 0)	0 (0, 1)	0 (0, 0)	1 (1, 1)	33 (20, 47)	59 (41, 76)	3 (2, 5)	95 (71, 120)	0.5 (0.3, 0.7)	4.4 (3.1, 5.7)	0.4 (0.2, 0.6)	1.1 (0.8, 1.4)
Maldives	Women	Overall	0.0779	0.4 (0.1, 0.8)	27 (25, 30)	0 (0, 0)	1 (1, 1)	0 (0, 0)	1 (1, 2)	4 (3, 6)	11 (9, 13)	1 (0, 1)	16 (13, 20)	0.6 (0.4, 0.9)	6.2 (5.0, 7.4)	0.4 (0.2, 0.6)	1.6 (1.3, 1.9)
Maldives	Men	Ages 20 to 44	0.0278	0.7 (0.2, 1.3)	23 (20, 26)	0 (0, 0)	0 (0, 0)	0 (0, 0)	0 (0, 0)	1 (0, 1)	7 (5, 9)	0 (0, 0)	8 (6, 9)	1.1 (0.6, 1.6)	16.5 (12.1, 20.6)	0.2 (0.1, 0.3)	6.1 (4.6, 7.5)
Maldives	Men	Ages 45 to 64	0.021	0.4 (0.1, 0.7)	24 (21, 27)	0 (0, 0)	0 (0, 0)	0 (0, 0)	0 (0, 0)	4 (2, 6)	13 (9, 18)	1 (0, 1)	18 (13, 23)	0.5 (0.3, 0.8)	8.6 (5.6, 11.5)	0.2 (0.1, 0.3)	1.4 (1.0, 1.8)
Maldives	Men	Ages 65 and older	0.0279	0.3 (0.1, 0.5)	23 (20, 26)	0 (0, 0)	0 (0, 1)	0 (0, 0)	1 (0, 1)	24 (12, 36)	50 (35, 65)	2 (1, 3)	76 (55, 96)	0.2 (0.1, 0.3)	4.1 (2.9, 5.3)	0.1 (0.1, 0.2)	0.6 (0.4, 0.7)
Maldives	Men	Overall	0.0767	0.5 (0.2, 0.8)	23 (20, 26)	0 (0, 0)	1 (1, 1)	0 (0, 0)	1 (1, 2)	4 (2, 6)	14 (11, 16)	0 (0, 1)	18 (15, 22)	0.3 (0.1, 0.4)	6.6 (5.3, 7.7)	0.1 (0.1, 0.2)	0.9 (0.7, 1.1)
Maldives	Both	Overall	0.155	0.5 (0.1, 0.8)	25 (22, 28)	1 (0, 1)	2 (2, 2)	0 (0, 0)	3 (2, 3)	4 (3, 6)	13 (11, 14)	1 (0, 1)	17 (15, 20)	0.4 (0.3, 0.5)	6.4 (5.5, 7.3)	0.2 (0.2, 0.3)	1.1 (1.0, 1.3)
Mali	Women	Ages 20 to 44	1.07	0.4 (0.1, 0.7)	23 (22, 24)	3 (2, 5)	28 (20, 36)	0 (0, 0)	32 (24, 41)	2 (1, 3)	16 (12, 21)	0 (0, 0)	18 (14, 23)	0.8 (0.4, 1.2)	11.4 (8.2, 14.7)	0.2 (0.1, 0.2)	4.0 (3.0, 5.1)
Mali	Women	Ages 45 to 64	0.693	0.2 (0.1, 0.4)	24 (23, 25)	4 (2, 7)	41 (27, 55)	0 (0, 1)	46 (33, 60)	6 (3, 10)	60 (39, 79)	1 (0, 1)	67 (47, 87)	0.4 (0.2, 0.6)	6.2 (4.1, 8.2)	0.1 (0.1, 0.2)	2.4 (1.7, 3.2)
Mali	Women	Ages 65 and older	0.89	0.2 (0.0, 0.3)	22 (19, 25)	5 (3, 8)	40 (25, 56)	0 (0, 0)	46 (29, 61)	26 (13, 38)	202 (125, 281)	1 (1, 2)	228 (146, 308)	0.2 (0.1, 0.2)	3.6 (2.2, 5.0)	0.1 (0.1, 0.2)	1.3 (0.8, 1.8)
Mali	Women	Overall	2.65	0.3 (0.1, 0.5)	23 (21, 25)	13 (7, 20)	110 (88, 132)	1 (0, 1)	124 (100, 148)	5 (3, 7)	41 (33, 50)	0 (0, 0)	47 (38, 56)	0.3 (0.2, 0.5)	5.4 (4.3, 6.5)	0.1 (0.1, 0.2)	2.0 (1.6, 2.4)
Mali	Men	Ages 20 to 44	1.08	0.5 (0.1, 0.8)	22 (20, 23)	1 (1, 2)	13 (9, 17)	0 (0, 0)	15 (10, 19)	1 (0, 1)	7 (5, 10)	0 (0, 0)	8 (6, 11)	0.6 (0.3, 0.9)	9.4 (6.2, 12.5)	0.1 (0.0, 0.2)	3.5 (2.4, 4.6)
Mali	Men	Ages 45 to 64	0.557	0.2 (0.1, 0.4)	22 (21, 24)	2 (1, 3)	26 (17, 35)	0 (0, 0)	29 (19, 38)	4 (2, 6)	47 (31, 63)	0 (0, 1)	51 (35, 68)	0.2 (0.2, 0.6)	6.4 (4.2, 8.6)	0.2 (0.1, 0.2)	3.0 (2.0, 3.9)
Mali	Men	Ages 65 and older	0.797	0.2 (0.1, 0.3)	22 (19, 24)	2 (1, 3)	23 (14, 31)	0 (0, 0)	25 (16, 35)	16 (8, 25)	163 (102, 226)	1 (1, 2)	180 (116, 250)	0.2 (0.1, 0.3)	3.9 (2.5, 5.5)	0.1 (0.0, 0.1)	1.6 (1.0, 2.2)
Mali	Men	Overall	2.44	0.3 (0.0, 0.5)	22 (20, 23)	6 (3, 9)	62 (49, 75)	1 (0, 1)	68 (54, 82)	2 (1, 4)	25 (20, 31)	0 (0, 0)	28 (22, 34)	0.3 (0.2, 0.3)	5.5 (4.3, 6.7)	0.1 (0.1, 0.2)	2.3 (1.8, 2.8)
Mali	Both	Overall	5.09	0.3 (0.1, 0.5)	22 (21, 24)	19 (10, 28)	172 (146, 199)	1 (1, 2)	192 (163, 221)	4 (2, 6)	34 (29, 39)	0 (0, 0)	38 (32, 43)	0.3 (0.2, 0.5)	5.4 (4.6, 6.3)	0.1 (0.1, 0.2)	2.1 (1.8, 2.4)
Malta																	

Mauritania	Men	Ages 20 to 44	0.271	1.4 (0.4, 2.4)	22 (21, 23)	1 (1, 2)	7 (5, 9)	0 (0, 0)	8 (6, 11)	2 (1, 3)	16 (11, 20)	0 (0, 0)	18 (13, 23)	1.3 (0.7, 2.0)	19.5 (13.1, 25.2)	0.3 (0.2, 0.5)	7.2 (5.0, 9.1)
Mauritania	Men	Ages 45 to 64	0.184	0.7 (0.2, 1.2)	23 (22, 25)	2 (1, 3)	17 (12, 22)	0 (0, 0)	19 (13, 24)	9 (5, 14)	91 (63, 119)	1 (0, 1)	101 (73, 130)	0.7 (0.4, 1.1)	11.6 (8.0, 15.1)	0.3 (0.2, 0.5)	5.1 (3.7, 6.5)
Mauritania	Men	Ages 65 and older	0.23	0.5 (0.1, 0.9)	23 (21, 25)	1 (1, 2)	11 (7, 15)	0 (0, 0)	12 (8, 16)	31 (16, 47)	283 (174, 388)	2 (1, 3)	316 (200, 421)	0.4 (0.2, 0.6)	6.8 (4.2, 9.3)	0.2 (0.1, 0.4)	2.7 (1.7, 3.5)
Mauritania	Men	Overall	0.685	0.9 (0.2, 1.5)	23 (21, 25)	4 (2, 6)	35 (28, 42)	0 (0, 0)	39 (31, 47)	6 (3, 9)	51 (41, 61)	0 (0, 1)	57 (46, 68)	0.6 (0.3, 0.9)	10.2 (8.2, 12.2)	0.3 (0.2, 0.4)	4.2 (3.3, 5.0)
Mauritania	Both	Overall	1.39	0.8 (0.2, 1.4)	24 (22, 26)	14 (10, 19)	92 (80, 105)	1 (1, 1)	107 (93, 123)	10 (7, 14)	66 (57, 76)	1 (1, 1)	77 (67, 88)	1.0 (0.7, 1.3)	10.3 (8.9, 11.8)	0.5 (0.3, 0.7)	4.7 (4.1, 5.4)
Mauritius	Women	Ages 20 to 44	0.104	1.0 (0.3, 1.6)	25 (23, 26)	0 (0, 1)	3 (2, 5)	0 (0, 0)	4 (3, 5)	2 (1, 3)	17 (11, 23)	0 (0, 1)	19 (13, 25)	2.4 (1.4, 3.6)	18.5 (11.6, 24.8)	0.6 (0.4, 0.8)	8.4 (5.6, 11.0)
Mauritius	Women	Ages 45 to 64	0.156	0.5 (0.2, 0.9)	28 (26, 30)	3 (2, 4)	38 (26, 50)	0 (0, 1)	41 (29, 53)	18 (11, 26)	242 (169, 321)	3 (2, 4)	262 (187, 341)	1.4 (0.9, 2.1)	10.2 (7.2, 13.6)	0.5 (0.3, 0.7)	8.0 (5.7, 10.4)
Mauritius	Women	Ages 65 and older	0.151	0.4 (0.1, 0.6)	26 (24, 28)	6 (3, 8)	46 (34, 58)	0 (0, 1)	52 (39, 64)	106 (61, 160)	864 (639, 1097)	7 (4, 11)	978 (737, 1221)	0.5 (0.3, 0.8)	4.5 (3.3, 5.7)	0.4 (0.2, 0.6)	2.8 (2.1, 3.5)
Mauritius	Women	Overall	0.411	0.6 (0.2, 1.1)	26 (24, 28)	9 (5, 13)	87 (70, 104)	1 (1, 1)	96 (78, 115)	21 (13, 31)	211 (171, 253)	2 (1, 3)	234 (191, 280)	0.7 (0.4, 1.0)	6.2 (5.0, 7.4)	0.5 (0.3, 0.7)	4.0 (3.3, 4.8)
Mauritius	Men	Ages 20 to 44	0.105	1.1 (0.3, 1.8)	23 (23, 26)	1 (1, 2)	7 (4, 9)	0 (0, 0)	8 (5, 10)	5 (3, 7)	34 (22, 45)	0 (0, 0)	40 (27, 51)	2.3 (1.5, 3.2)	19.6 (12.7, 26.0)	0.4 (0.2, 0.6)	10.6 (7.2, 13.7)
Mauritius	Men	Ages 45 to 64	0.15	0.6 (0.2, 1.0)	26 (24, 28)	7 (4, 10)	63 (44, 82)	0 (0, 0)	71 (51, 91)	47 (28, 68)	424 (297, 552)	2 (1, 3)	473 (342, 609)	1.5 (0.9, 2.2)	11.2 (7.8, 14.5)	0.4 (0.2, 0.6)	8.1 (5.9, 10.4)
Mauritius	Men	Ages 65 and older	0.133	0.4 (0.1, 0.7)	24 (23, 26)	4 (3, 6)	42 (30, 55)	0 (0, 0)	47 (34, 59)	114 (76, 154)	141 (809, 1489)	7 (4, 9)	1263 (925, 1609)	0.5 (0.3, 0.6)	5.3 (3.7, 6.9)	0.2 (0.1, 0.3)	3.1 (2.3, 3.9)
Mauritius	Men	Overall	0.388	0.7 (0.2, 1.2)	25 (23, 26)	12 (8, 17)	112 (90, 135)	1 (0, 1)	125 (100, 149)	32 (20, 44)	290 (231, 349)	2 (1, 2)	323 (259, 386)	0.9 (0.6, 1.2)	8.0 (6.4, 9.6)	0.3 (0.2, 0.4)	5.1 (4.1, 6.1)
Mauritius	Both	Overall	0.798	0.7 (0.2, 1.1)	26 (24, 27)	21 (13, 30)	199 (169, 228)	1 (1, 2)	222 (188, 253)	26 (17, 37)	249 (212, 286)	2 (1, 3)	278 (236, 317)	0.8 (0.5, 1.1)	7.1 (6.0, 8.1)	0.4 (0.2, 0.6)	4.6 (3.9, 5.2)
Mexico	Women	Ages 20 to 44	9.09	3.8 (2.9, 4.8)	28 (27, 29)	108 (66, 150)	944 (731, 1110)	29 (17, 43)	1082 (843, 1278)	6 (4, 9)	55 (42, 64)	2 (1, 3)	63 (49, 74)	9.3 (5.7, 12.9)	47.6 (36.9, 56.0)	2.2 (1.3, 3.3)	27.6 (21.5, 32.6)
Mexico	Women	Ages 45 to 64	9.67	2.1 (1.6, 2.6)	31 (29, 32)	274 (163, 391)	4186 (2970, 5200)	81 (47, 124)	4541 (3300, 5578)	28 (17, 40)	433 (307, 538)	8 (5, 13)	470 (341, 577)	4.3 (2.5, 6.1)	27.7 (19.7, 34.4)	1.7 (1.0, 2.7)	21.8 (15.9, 26.8)
Mexico	Women	Ages 65 and older	12.1	1.4 (1.1, 1.8)	28 (27, 29)	653 (367, 992)	4953 (3656, 6173)	86 (49, 131)	5693 (4302, 7027)	166 (93, 253)	1261 (931, 1571)	22 (12, 33)	1449 (1095, 1789)	1.5 (0.8, 2.2)	12.5 (9.2, 15.5)	1.4 (0.8, 2.2)	7.4 (5.6, 9.1)
Mexico	Women	Overall	30.8	2.5 (1.9, 3.1)	29 (28, 30)	1036 (619, 1491)	10083 (8295, 11788)	97 (115, 284)	11316 (9247, 13190)	34 (20, 48)	327 (269, 383)	6 (4, 9)	367 (300, 428)	2.0 (1.2, 2.9)	17.7 (14.6, 20.7)	1.6 (0.9, 2.3)	11.1 (9.1, 12.9)
Mexico	Men	Ages 20 to 44	8.65	4.2 (3.1, 5.2)	27 (26, 28)	287 (175, 410)	1588 (1243, 1836)	15 (9, 22)	1891 (1484, 2222)	17 (11, 25)	97 (76, 112)	1 (1, 1)	115 (90, 135)	9.6 (5.9, 13.7)	49.3 (38.6, 57.0)	1.3 (0.7, 2.0)	33.6 (26.4, 39.5)
Mexico	Men	Ages 45 to 64	9.11	2.2 (1.7, 2.7)	28 (28, 29)	562 (342, 793)	5144 (3732, 6399)	41 (25, 59)	5748 (4202, 7076)	62 (38, 87)	565 (410, 702)	5 (3, 6)	631 (461, 777)	4.4 (2.7, 6.3)	29.7 (21.5, 36.9)	1.1 (0.7, 1.7)	22.1 (16.2, 27.2)
Mexico	Men	Ages 65 and older	11.1	1.6 (1.2, 1.9)	27 (26, 27)	717 (425, 1069)	4401 (3246, 5525)	55 (33, 80)	5173 (3943, 6382)	219 (130, 327)	1345 (992, 1688)	17 (10, 25)	1581 (1205, 1950)	1.7 (1.0, 2.6)	14.5 (10.7, 18.2)	0.9 (0.5, 1.4)	7.8 (5.9, 9.6)
Mexico	Men	Overall	28.8	2.7 (2.1, 3.3)	27 (26, 28)	1567 (944, 2208)	11133 (9164, 12920)	112 (67, 159)	12812 (10608, 15035)	54 (33, 77)	386 (318, 448)	4 (2, 6)	444 (368, 521)	2.7 (1.7, 3.9)	21.8 (18.0, 25.4)	1.0 (0.6, 1.5)	13.1 (10.8, 15.3)
Mexico	Both	Overall	59.6	2.6 (2.0, 3.2)	28 (27, 29)	2602 (1560, 3672)	21216 (18345, 23880)	09 (184, 438)	42127 (20550, 27569)	44 (26, 62)	356 (308, 400)	5 (3, 7)	405 (345, 462)	2.4 (1.4, 3.4)	19.7 (17.0, 22.1)	1.4 (0.8, 2.0)	12.1 (10.3, 13.8)
Micronesia (Federated States of)	Women	Ages 20 to 44	0.00796	1.2 (0.4, 2.0)	32 (30, 33)	0 (0, 0)	2 (1, 2)	0 (0, 0)	2 (1, 2)	5 (3, 8)	117 (83, 150)	1 (1, 2)	124 (89, 158)	3.3 (1.9, 4.7)	21.8 (15.5, 28.0)	0.7 (0.4, 1.1)	19.4 (13.9, 24.7)
Micronesia (Federated States of)	Women	Ages 45 to 64	0.00768	0.6 (0.2, 1.0)	32 (30, 34)	0 (0, 0)	5 (4, 7)	0 (0, 0)	6 (4, 7)	23 (14, 33)	690 (476, 907)	4 (3, 7)	718 (505, 932)	1.6 (1.0, 2.3)	11.6 (8.0, 15.2)	0.5 (0.3, 0.8)	12.3 (8.7, 16.0)
Micronesia (Federated States of)	Women	Ages 65 and older	0.00726	0.4 (0.1, 0.7)	27 (24, 31)	0 (0, 0)	3 (2, 4)	0 (0, 0)	3 (2, 4)	83 (48, 119)	335 (930, 1763)	11 (6, 16)	1429 (1018, 1874)	0.7 (0.4, 1.0)	6.1 (4.2, 8.0)	0.4 (0.3, 0.6)	5.1 (3.7, 6.7)
Micronesia (Federated States of)	Women	Overall	0.0229	0.8 (0.3, 1.3)	30 (28, 33)	0 (0, 1)	10 (8, 12)	0 (0, 0)	10 (8, 12)	19 (11, 27)	431 (341, 519)	3 (2, 5)	453 (366, 544)	1.1 (0.6, 1.5)	9.6 (7.6, 11.6)	0.5 (0.3, 0.7)	8.9 (7.2, 10.7)
Micronesia (Federated States of)	Men	Ages 20 to 44	0.00857	1.3 (0.4, 2.2)	27 (26, 29)	0 (0, 0)	1 (1, 2)	0 (0, 0)	1 (1, 2)	22 (13, 31)	62 (66, 117)	0 (0, 1)	114 (85, 143)	3.7 (2.2, 5.2)	23.5 (16.9, 30.1)	0.5 (0.3, 0.8)	12.5 (9.3, 15.7)
Micronesia (Federated States of)	Men	Ages 45 to 64	0.00769	0.6 (0.2, 1.1)	29 (28, 31)	1 (0, 1)	5 (3, 6)	0 (0, 0)	5 (4, 7)	80 (48, 111)	624 (437, 805)	3 (2, 5)	707 (510, 884)	1.6 (1.0, 2.2)	12.4 (8.6, 15.9)	0.6 (0.4, 0.9)	8.2 (5.9, 10.2)
Micronesia (Federated States of)	Men	Ages 65 and older	0.00626	0.5 (0.2, 0.8)	28 (26, 30)	0 (0, 0)	2 (1, 3)	0 (0, 0)	2 (2, 3)	123 (75, 173)	1068 (728, 1422)	12 (7, 18)	1204 (851, 1565)	0.7 (0.4, 1.0)	6.8 (4.6, 9.1)	0.6 (0.3, 0.8)	4.0 (2.8, 5.2)
Micronesia (Federated States of)	Men	Overall	0.0225	0.8 (0.3, 1.4)	28 (26, 30)	1 (1, 2)	8 (6, 9)	0 (0, 0)	9 (7, 11)	50 (30, 69)	351 (277, 420)	2 (1, 3)	404 (324, 477)	1.4 (0.9, 2.0)	11.0 (8.7, 13.1)	0.6 (0.4, 0.9)	6.9 (5.5, 8.1)
Micronesia (Federated States of)	Both	Overall	0.0454	0.8 (0.3, 1.3)	29 (27, 31)	2 (1, 2)	18 (15, 20)	0 (0, 0)	19 (17, 22)	34 (21, 48)	391 (336, 448)	3 (2, 4)	428 (365, 492)	1.3 (0.8, 1.8)	10.2 (8.7, 11.7)	0.5 (0.3, 0.8)	7.8 (6.7, 9.0)
Moldova	Women	Ages 20 to 44	0.273	0.5 (0.2, 0.9)	25 (24, 26)	1 (0, 1)	1 (1, 2)	2 (2, 2)	2 (2, 2)	1 (1, 2)	2 (2, 3)	0 (0, 0)	4 (3, 5)	1.6 (1.0, 2.3)	14.1 (10.6, 17.4)	0.3 (0.2, 0.5)	2.2 (1.7, 2.7)
Moldova	Women	Ages 45 to 64	0.511	0.3 (0.1, 0.4)	30 (28, 31)	9 (5, 13)	7 (5, 10)	1 (1, 2)	18 (12, 23)	18 (11, 25)	14 (9, 19)	2 (1, 4)	34 (24, 44)	0.9 (0.5, 1.3)	7.0 (4.7, 9.4)	0.3 (0.1, 0.4)	1.0 (0.7, 1.3)
Moldova	Women	Ages 65 and older	0.479	0.2 (0.1, 0.3)	29 (25, 33)	41 (23, 60)	9 (6, 11)	1 (1, 2)	51 (32, 71)	161 (91, 238)	34 (24, 45)	5 (3, 8)	200 (127, 283)	0.4 (0.2, 0.6)	4.3 (3.1, 5.7)	0.2 (0.1, 0.3)	0.4 (0.3, 0.6)
Moldova	Women	Overall	1.26	0.3 (0.1, 0.6)	28 (25, 30)	51 (30, 74)	17 (13, 21)	3 (2, 4)	70 (47, 97)	40 (23, 59)	13 (10, 16)	2 (1, 3)	56 (37, 77)	0.4 (0.3, 0.6)	5.5 (4.3, 6.8)	0.2 (0.1, 0.3)	0.5 (0.3, 0.7)
Moldova	Men	Ages 20 to 44	0.267	0.6 (0.2, 1.0)	24 (21, 26)	1 (1, 2)	3 (2, 4)	0 (0, 0)	4 (3, 5)	3 (1, 5)	6 (4, 7)	0 (0, 0)	9 (6, 11)	0.8 (0.4, 1.2)	13.1 (9.2, 17.0)	0.1 (0.1, 0.2)	1.7 (1.2, 2.1)
Moldova	Men	Ages 45 to 64	0.447	0.3 (0.1, 0.5)	25 (22, 28)	13 (9, 18)	8 (5, 11)	1 (1, 1)	22 (17, 28)	30 (20, 40)	18 (12, 24)	2 (1, 3)	50 (38, 62)	0.6 (0.4, 0.8)	7.4 (4.9, 9.7)	0.2 (0.1, 0.2)	0.8 (0.6, 1.0)
Moldova	Men	Ages 65 and older	0.357	0.2 (0.1, 0.3)	24 (21, 27)	15 (7, 23)	5 (3, 7)	1 (0, 1)	21 (13, 30)	102 (51, 158)	36 (23, 50)	4 (2, 6)	143 (88, 203)	0.2 (0.1, 0.3)	4.3 (2.7, 5.8)	0.1 (0.0, 0.1)	0.2 (0.2, 0.3)
Moldova	Men	Overall	1.07	0.4 (0.1, 0.6)	24 (21, 27)	30 (19, 41)	16 (13, 19)	2 (1, 2)	47 (35, 61)	28 (17, 38)	15 (12, 18)	2 (1, 2)	44 (32, 57)	0.3 (0.2, 0.4)	6.3 (4.9, 7.6)	0.1 (0.1, 0.2)	0.4 (0.3, 0.5)
Moldova	Both	Overall	2.33	0.4 (0.1, 0.6)	26 (23, 29)	80 (53, 109)	33 (28, 38)	4 (3, 6)	118 (88, 149)	34 (23, 47)	14 (12, 16)	2 (1, 3)	50 (38, 64)	0.4 (0.3, 0.5)	5.9 (5.0, 6.7)	0.2 (0.1, 0.2)	0.5 (0.3, 0.6)
Mongolia	Women	Ages 20 to 44	0.244	0.1 (0.0, 0.2)	25 (24, 25)	1 (1, 2)	2 (2, 3)	0 (0, 0)	4 (3, 5)	3 (2, 4)	5 (4, 7)	0 (0, 0)	8 (6, 10)	0.8 (0.5, 1.1)	7.6 (5.4, 9.9)	0.3 (0.2, 0.4)	1.7 (1.3, 2.2)
Mongolia	Women	Ages 45 to 64	0.215	0.1 (0.0, 0.1)	27 (26, 28)	3 (2, 4)	2 (1, 3)	0 (0, 1)	5 (4, 7)	13 (8, 19)	9 (6, 12)	2 (1, 2)	24 (17, 31)	0.7 (0.4, 1.0)	5.4 (3.6, 7.2)	0.4 (0.2, 0.6)	0.9 (0.6, 1.1)
Mongolia	Women	Ages 65 and older	0.264	0.1 (0.0, 0.1)	26 (23, 29)	5 (3, 8)	1 (1, 1)	7 (4, 9)	82 (47, 118)	12 (9, 16)	10 (6, 14)	104 (64, 146)	0.3 (0.2, 0.5)	3.0 (2.1, 3.9)	0.5 (0.3, 0.7)	0.4 (0.2, 0.5)	
Mongolia	Women	Overall	0.723	0.1 (0.0, 0.2)	26 (24, 27)	9 (5, 13)	5 (4, 6)	1 (1, 2)	16 (11, 20)	13 (7, 18)	7 (6, 9)	1 (1, 2)	22 (15, 28)	0.4 (0.2, 0.6)	5.5 (4.3, 6.5)	0.4 (0.3, 0.6)	0.6 (0.4, 0.8)
Mongolia	Men	Ages 20 to 44	0.246	0.2 (0.0, 0.3)	24 (24, 25)	3 (2, 4)	4 (3, 6)	0 (0, 0)	6 (4, 9)	6 (4, 9)	10 (7, 13)	0 (0, 0)	17 (13, 21)	0.8 (0.5, 1.2)	7.9 (5.6, 10.1)	0.2 (0.1, 0.3)	1.7 (1.3, 2.1)
Mongolia	Men	Ages 45 to 64	0.191	0.1 (0.0, 0.1)	26 (25, 27)	7 (4, 10)	3 (2, 4)	0 (0, 1)	10 (7, 14)	35 (21, 50)	16 (10, 21)	2 (1, 4)	53 (36, 71)	0.7 (0.4, 1.0)	5.5 (3.7, 7.5)	0.4 (0.3, 0.7)	0.8 (0.6, 1.1)
Mongolia	Men	Ages 65 and older	0.24	0.1 (0.0, 0.1)	25 (24, 27)	6 (4, 9)	1 (1, 2)	1 (0, 1)	8 (5, 11)	128 (75, 183)	28 (19, 38)	12 (7, 18)	168 (109, 228)	0.4 (0.2, 0.5)	3.3 (2.2, 4.4)	0.5 (0.3, 0.8)	0.4 (0.3, 0.6)
Mongolia	Men	Overall	0.677	0.1 (0.0, 0.2)	25 (24, 26)	16 (10, 22)	9 (7, 10)	1 (1, 2)	25 (18, 33)	23 (14, 32)	13 (10, 15)	2 (1, 2)	38 (27, 49)	0.5 (0.3, 0.7)	5.8 (4.6, 6.9)	0.5 (0.3, 0.7)	0.7 (0.5, 0.9)
Mongolia	Both	Overall	1.4	0.1 (0.0, 0.2)	26 (24, 27)	25											

Mozambique	Women	Ages 45 to 64	1.3	0.1(0.0, 0.2)	24 (23, 25)	3 (1, 5)	33 (22, 45)	1 (1, 2)	37 (26, 49)	2 (1, 4)	26 (17, 35)	1 (0, 1)	29 (20, 38)	0.4 (0.2, 0.6)	5.2 (3.5, 7.1)	0.1 (0.1, 0.2)	1.6 (1.1, 2.2)
Mozambique	Women	Ages 65 and older	1.62	0.1(0.0, 0.1)	23 (19, 26)	7 (4, 11)	40 (27, 53)	2 (1, 2)	49 (34, 63)	16 (8, 25)	91 (61, 119)	3 (2, 5)	111 (77, 141)	0.2 (0.1, 0.3)	2.9 (1.9, 3.7)	0.1 (0.1, 0.2)	0.8 (0.5, 1.0)
Mozambique	Women	Overall	4.57	0.1(0.0, 0.2)	23 (21, 25)	11 (6, 17)	104 (85, 124)	3 (2, 5)	118 (95, 140)	2 (1, 4)	23 (19, 27)	1 (0, 1)	26 (21, 31)	0.2 (0.1, 0.3)	4.3 (3.5, 5.2)	0.1 (0.1, 0.2)	1.3 (1.0, 1.5)
Mozambique	Men	Ages 20 to 44	1.59	0.3 (0.1, 0.4)	22 (21, 23)	1 (1, 2)	41 (28, 55)	0 (0, 1)	43 (29, 56)	0 (0, 1)	16 (11, 22)	0 (0, 0)	17 (12, 22)	0.5 (0.2, 0.7)	7.4 (5.1, 9.9)	0.1 (0.1, 0.2)	5.6 (3.9, 7.4)
Mozambique	Men	Ages 45 to 64	1.06	0.1(0.0, 0.2)	22 (21, 24)	3 (2, 5)	57 (38, 75)	1 (1, 2)	61 (42, 80)	3 (2, 5)	53 (36, 70)	1 (1, 2)	58 (40, 75)	0.3 (0.2, 0.5)	5.3 (3.5, 6.9)	0.1 (0.1, 0.2)	2.5 (1.7, 3.3)
Mozambique	Men	Ages 65 and older	1.25	0.1(0.0, 0.2)	22 (20, 24)	4 (2, 6)	41 (27, 55)	2 (1, 3)	47 (32, 61)	12 (6, 18)	125 (83, 167)	5 (2, 8)	142 (98, 185)	0.2 (0.1, 0.3)	3.1 (2.1, 4.1)	0.1 (0.1, 0.2)	1.1 (0.8, 1.5)
Mozambique	Men	Overall	3.91	0.2 (0.0, 0.3)	22 (21, 23)	8 (4, 12)	139 (110, 166)	3 (2, 5)	150 (119, 178)	2 (1, 3)	36 (28, 43)	1 (0, 1)	39 (31, 46)	0.2 (0.1, 0.3)	4.7 (3.7, 5.6)	0.1 (0.1, 0.2)	2.0 (1.6, 2.4)
Mozambique	Both	Overall	8.47	0.2 (0.0, 0.3)	23 (21, 24)	19 (10, 29)	243 (205, 277)	6 (3, 10)	268 (228, 305)	2 (1, 3)	29 (24, 33)	1 (0, 1)	32 (27, 36)	0.2 (0.1, 0.3)	4.5 (3.8, 5.2)	0.1 (0.1, 0.2)	1.6 (1.4, 1.8)
Myanmar	Women	Ages 20 to 44	4.17	0.5 (0.1, 0.8)	22 (18, 26)	6 (3, 10)	99 (66, 131)	1 (1, 2)	107 (73, 139)	1 (0, 1)	13 (8, 17)	0 (0, 0)	14 (9, 18)	0.8 (0.4, 1.4)	11.6 (7.7, 15.3)	0.2 (0.1, 0.3)	4.7 (3.2, 6.1)
Myanmar	Women	Ages 45 to 64	4.53	0.3 (0.1, 0.4)	23 (20, 27)	27 (14, 43)	351 (229, 467)	4 (2, 6)	382 (260, 499)	6 (3, 9)	77 (51, 103)	1 (0, 1)	84 (57, 110)	0.5 (0.2, 0.7)	6.7 (4.4, 8.9)	0.1 (0.1, 0.2)	3.0 (2.1, 4.0)
Myanmar	Women	Ages 65 and older	5.07	0.2 (0.1, 0.3)	22 (17, 28)	45 (23, 69)	319 (215, 423)	3 (2, 5)	368 (255, 483)	33 (17, 50)	233 (157, 308)	2 (1, 4)	269 (186, 352)	0.2 (0.1, 0.3)	3.7 (2.5, 4.8)	0.1 (0.1, 0.2)	1.2 (0.8, 1.6)
Myanmar	Women	Overall	13.8	0.3 (0.1, 0.5)	23 (18, 27)	79 (41, 119)	769 (599, 916)	9 (4, 13)	857 (674, 1021)	6 (3, 9)	56 (44, 67)	1 (0, 1)	62 (49, 74)	0.3 (0.1, 0.4)	5.2 (4.0, 6.2)	0.1 (0.1, 0.2)	1.9 (1.5, 2.2)
Myanmar	Men	Ages 20 to 44	4.05	0.5 (0.2, 0.9)	21 (19, 24)	8 (4, 13)	111 (70, 154)	1 (0, 1)	120 (77, 163)	1 (1, 2)	15 (9, 20)	0 (0, 0)	16 (10, 21)	0.8 (0.4, 1.3)	11.2 (7.1, 15.5)	0.1 (0.1, 0.2)	6.2 (4.0, 8.4)
Myanmar	Men	Ages 45 to 64	4.23	0.3 (0.1, 0.5)	22 (19, 25)	36 (19, 56)	310 (209, 415)	3 (1, 4)	349 (247, 459)	4 (4, 13)	73 (49, 98)	1 (0, 1)	82 (58, 109)	0.5 (0.2, 0.7)	7.1 (4.8, 9.5)	0.2 (0.1, 0.2)	2.8 (2.0, 3.7)
Myanmar	Men	Ages 65 and older	4.66	0.2 (0.1, 0.3)	21 (18, 24)	29 (15, 42)	185 (120, 254)	2 (1, 3)	216 (146, 288)	26 (14, 39)	170 (110, 233)	2 (1, 2)	198 (134, 265)	0.2 (0.1, 0.3)	3.5 (2.3, 4.8)	0.1 (0.1, 0.2)	1.0 (0.7, 1.4)
Myanmar	Men	Overall	12.9	0.3 (0.1, 0.6)	21 (19, 24)	73 (38, 112)	606 (474, 737)	5 (3, 7)	684 (544, 828)	6 (3, 9)	47 (37, 57)	0 (0, 1)	53 (42, 64)	0.3 (0.2, 0.5)	5.7 (4.4, 6.9)	0.1 (0.1, 0.2)	1.9 (1.5, 2.3)
Myanmar	Both	Overall	26.7	0.3 (0.1, 0.6)	22 (18, 26)	152 (80, 228)	1375 (1150, 1585)	14 (7, 21)	1541 (1284, 1781)	6 (3, 9)	51 (43, 59)	1 (0, 1)	58 (48, 67)	0.3 (0.1, 0.4)	5.4 (4.5, 6.2)	0.1 (0.1, 0.2)	1.9 (1.6, 2.2)
Namibia	Women	Ages 20 to 44	0.178	0.6 (0.2, 1.0)	24 (24, 25)	1 (0, 1)	5 (4, 6)	0 (0, 0)	6 (4, 7)	2 (1, 3)	16 (12, 21)	0 (0, 1)	18 (14, 23)	1.7 (0.9, 2.9)	13.9 (10.1, 17.8)	0.5 (0.3, 0.7)	6.7 (5.0, 8.4)
Namibia	Women	Ages 45 to 64	0.148	0.3 (0.1, 0.5)	26 (25, 28)	2 (1, 4)	19 (13, 25)	0 (0, 1)	22 (15, 28)	17 (9, 26)	126 (87, 168)	3 (2, 5)	145 (104, 190)	1.2 (0.7, 1.8)	7.5 (5.2, 10.1)	0.5 (0.3, 0.7)	4.6 (3.3, 6.0)
Namibia	Women	Ages 65 and older	0.17	0.2 (0.1, 0.4)	25 (22, 28)	3 (2, 4)	19 (13, 25)	0 (0, 1)	22 (16, 29)	65 (43, 88)	399 (270, 525)	8 (5, 11)	472 (340, 604)	0.4 (0.3, 0.6)	4.2 (2.8, 5.5)	0.3 (0.2, 0.5)	1.9 (1.4, 2.5)
Namibia	Women	Overall	0.496	0.4 (0.1, 0.6)	25 (23, 27)	6 (4, 9)	43 (33, 52)	1 (1, 1)	50 (39, 60)	12 (8, 17)	86 (67, 104)	2 (1, 3)	100 (80, 120)	0.6 (0.4, 0.9)	5.7 (4.5, 7.0)	0.4 (0.3, 0.6)	2.9 (2.3, 3.5)
Namibia	Men	Ages 20 to 44	0.183	0.6 (0.2, 1.1)	22 (21, 23)	0 (0, 1)	6 (4, 8)	0 (0, 0)	7 (4, 9)	1 (1, 2)	20 (12, 26)	0 (0, 0)	21 (14, 28)	0.9 (0.4, 1.4)	12.3 (7.6, 16.6)	0.4 (0.2, 0.6)	6.4 (4.1, 8.6)
Namibia	Men	Ages 45 to 64	0.125	0.3 (0.1, 0.5)	24 (22, 25)	2 (1, 2)	17 (12, 23)	0 (0, 1)	19 (13, 25)	12 (6, 20)	138 (93, 180)	3 (1, 5)	154 (107, 199)	0.5 (0.2, 0.8)	7.4 (4.9, 9.6)	0.4 (0.2, 0.6)	3.3 (2.3, 4.3)
Namibia	Men	Ages 65 and older	0.163	0.2 (0.1, 0.4)	23 (21, 25)	1 (1, 2)	12 (8, 16)	0 (0, 0)	14 (10, 18)	41 (20, 62)	334 (220, 444)	8 (4, 12)	383 (269, 498)	0.3 (0.1, 0.4)	4.2 (2.8, 5.6)	0.3 (0.1, 0.5)	1.6 (1.1, 2.0)
Namibia	Men	Overall	0.472	0.4 (0.1, 0.7)	23 (21, 24)	3 (2, 5)	35 (28, 43)	1 (0, 1)	40 (32, 48)	7 (4, 11)	75 (60, 91)	2 (1, 2)	84 (67, 101)	0.4 (0.2, 0.6)	6.2 (4.9, 7.5)	0.3 (0.2, 0.5)	2.5 (2.0, 3.0)
Namibia	Both	Overall	0.969	0.4 (0.1, 0.7)	24 (22, 26)	10 (7, 13)	78 (65, 90)	2 (1, 2)	89 (75, 102)	10 (7, 13)	81 (67, 93)	2 (1, 2)	92 (78, 106)	0.5 (0.3, 0.7)	5.9 (5.0, 6.9)	0.4 (0.3, 0.5)	2.7 (2.3, 3.1)
Nepal	Women	Ages 20 to 44	2.33	0.1 (0.0, 0.2)	21 (20, 22)	2 (1, 4)	17 (11, 23)	0 (0, 1)	20 (13, 26)	1 (0, 1)	4 (3, 6)	0 (0, 0)	5 (3, 6)	0.4 (0.2, 0.6)	6.2 (4.0, 8.4)	0.1 (0.1, 0.2)	1.8 (1.2, 2.4)
Nepal	Women	Ages 45 to 64	2.01	0.1 (0.0, 0.1)	21 (20, 22)	2 (1, 4)	20 (11, 30)	1 (0, 1)	23 (14, 34)	1 (1, 2)	10 (5, 15)	0 (0, 0)	12 (7, 17)	0.1 (0.1, 0.2)	1.9 (1.0, 2.8)	0.1 (0.0, 0.1)	0.6 (0.4, 0.9)
Nepal	Women	Ages 65 and older	2.45	0.1 (0.0, 0.1)	19 (16, 22)	0 (0, 0)	0 (0, 0)	0 (0, 0)	0 (0, 0)	0 (0, 0)	0 (0, 0)	0 (0, 0)	0 (0, 0)	0.0 (0.0, 0.0)	0.0 (0.0, 0.0)	0.0 (0.0, 0.0)	0.0 (0.0, 0.0)
Nepal	Women	Overall	6.79	0.1 (0.0, 0.2)	20 (19, 22)	5 (2, 7)	37 (26, 49)	1 (1, 2)	43 (31, 55)	1 (0, 1)	5 (4, 7)	0 (0, 0)	6 (5, 8)	0.0 (0.0, 0.1)	1.6 (0.7, 1.3)	0.1 (0.0, 0.1)	0.3 (0.2, 0.4)
Nepal	Men	Ages 20 to 44	2.31	0.2 (0.0, 0.3)	21 (19, 23)	2 (1, 3)	17 (9, 21)	0 (0, 0)	15 (9, 21)	1 (0, 1)	3 (2, 5)	0 (0, 0)	4 (2, 6)	0.2 (0.1, 0.4)	3.0 (1.9, 5.4)	0.1 (0.1, 0.2)	1.2 (0.7, 1.8)
Nepal	Men	Ages 45 to 64	1.71	0.1 (0.0, 0.1)	21 (19, 23)	3 (2, 5)	19 (11, 29)	0 (0, 1)	23 (13, 32)	2 (1, 3)	11 (6, 17)	0 (0, 0)	13 (8, 19)	0.1 (0.0, 0.2)	1.9 (1.0, 2.7)	0.1 (0.0, 0.1)	0.6 (0.3, 0.8)
Nepal	Men	Ages 65 and older	2.1	0.1 (0.0, 0.1)	20 (18, 23)	0 (0, 0)	0 (0, 0)	0 (0, 0)	0 (0, 0)	0 (0, 0)	0 (0, 0)	0 (0, 0)	0 (0, 0)	0.0 (0.0, 0.0)	0.0 (0.0, 0.0)	0.0 (0.0, 0.0)	0.0 (0.0, 0.0)
Nepal	Men	Overall	6.12	0.1 (0.0, 0.2)	21 (18, 23)	5 (2, 7)	32 (21, 43)	0 (0, 1)	38 (26, 49)	1 (0, 1)	5 (3, 7)	0 (0, 0)	6 (4, 8)	0.1 (0.0, 0.1)	0.9 (0.6, 1.3)	0.0 (0.0, 0.1)	0.3 (0.2, 0.4)
Nepal	Both	Overall	12.9	0.1 (0.0, 0.2)	20 (18, 22)	10 (5, 15)	70 (53, 86)	1 (1, 2)	81 (64, 99)	1 (0, 1)	5 (4, 7)	0 (0, 0)	6 (5, 8)	0.1 (0.0, 0.1)	1.0 (0.7, 1.2)	0.1 (0.0, 0.1)	0.3 (0.2, 0.4)
Netherlands	Women	Ages 20 to 44	0.984	0.6 (0.5, 0.8)	24 (23, 26)	1 (1, 1)	3 (2, 4)	1 (0, 1)	5 (4, 6)	0 (0, 1)	1 (1, 2)	0 (0, 1)	2 (2, 3)	1.5 (1.0, 2.1)	13.2 (8.5, 17.8)	0.3 (0.2, 0.5)	1.3 (1.0, 1.7)
Netherlands	Women	Ages 45 to 64	2.32	0.3 (0.2, 0.3)	27 (25, 29)	7 (4, 9)	21 (14, 28)	7 (4, 10)	34 (25, 44)	3 (2, 4)	9 (6, 12)	3 (2, 4)	15 (11, 19)	0.9 (0.6, 1.3)	7.3 (4.9, 9.9)	0.3 (0.2, 0.4)	1.0 (0.7, 1.2)
Netherlands	Women	Ages 65 and older	2.66	0.2 (0.2, 0.3)	28 (26, 30)	44 (23, 69)	93 (68, 118)	18 (11, 26)	155 (115, 195)	31 (16, 48)	64 (47, 82)	12 (7, 18)	107 (79, 135)	0.3 (0.2, 0.5)	2.8 (2.0, 3.5)	0.2 (0.1, 0.3)	0.6 (0.5, 0.8)
Netherlands	Women	Overall	5.96	0.4 (0.3, 0.5)	26 (24, 28)	52 (28, 80)	117 (90, 142)	25 (15, 36)	194 (149, 240)	9 (5, 13)	20 (15, 24)	4 (3, 6)	33 (25, 40)	0.4 (0.2, 0.6)	3.2 (2.5, 3.9)	0.2 (0.2, 0.4)	0.7 (0.5, 0.9)
Netherlands	Men	Ages 20 to 44	0.991	0.7 (0.6, 0.9)	25 (24, 26)	3 (2, 5)	8 (5, 10)	1 (0, 1)	12 (8, 15)	2 (1, 2)	3 (2, 5)	0 (0, 0)	5 (4, 7)	1.8 (1.1, 2.6)	14.4 (9.4, 19.4)	0.4 (0.2, 0.5)	3.5 (2.5, 4.5)
Netherlands	Men	Ages 45 to 64	2.34	0.3 (0.2, 0.4)	27 (26, 29)	20 (12, 28)	47 (33, 61)	8 (5, 12)	75 (56, 96)	8 (5, 12)	20 (14, 26)	3 (2, 5)	32 (24, 41)	1.0 (0.6, 1.4)	7.5 (5.4, 9.9)	0.3 (0.2, 0.5)	1.6 (1.2, 2.1)
Netherlands	Men	Ages 65 and older	2.36	0.2 (0.2, 0.3)	27 (26, 29)	45 (27, 68)	78 (58, 97)	19 (11, 27)	142 (107, 177)	40 (24, 60)	69 (51, 86)	17 (10, 24)	126 (95, 157)	0.4 (0.3, 0.6)	3.5 (2.6, 4.3)	0.2 (0.1, 0.3)	0.8 (0.6, 1.0)
Netherlands	Men	Overall	5.69	0.4 (0.3, 0.5)	26 (25, 28)	68 (41, 100)	133 (107, 157)	27 (17, 39)	228 (177, 282)	12 (7, 18)	23 (19, 28)	5 (3, 7)	40 (31, 50)	0.5 (0.3, 0.8)	4.6 (3.7, 5.4)	0.2 (0.1, 0.4)	1.0 (0.8, 1.2)
Netherlands	Both	Overall	11.7	0.4 (0.3, 0.5)	26 (25, 28)	120 (70, 172)	249 (211, 287)	53 (32, 75)	422 (332, 514)	10 (6, 15)	21 (18, 25)	5 (3, 6)	36 (29, 44)	0.4 (0.3, 0.6)	3.8 (3.2, 4.4)	0.2 (0.1, 0.3)	0.8 (0.7, 1.0)
New Zealand	Women	Ages 20 to 44	0.285	0.2 (0.2, 0.3)	26 (25, 27)	0 (0, 0)	1 (0, 1)	0 (0, 0)	1 (1, 1)	0 (0, 0)	1 (1, 2)	0 (0, 0)	2 (1, 2)	1.1 (0.6, 1.6)	8.7 (5.8, 11.4)	0.2 (0.1, 0.3)	1.0 (0.7, 1.2)
New Zealand	Women	Ages 45 to 64	0.562	0.1 (0.1, 0.1)	29 (28, 30)	1 (1, 2)	4 (3, 6)	1 (1, 1)	6 (5, 8)	2 (1, 3)	8 (5, 10)	2 (1, 2)	12 (8, 15)	0.7 (0.4, 1.0)	5.4 (3.6, 7.2)	0.2 (0.1, 0.3)	0.8 (0.6, 1.1)
New Zealand	Women	Ages 65 and older	0.63	0.1 (0.1, 0.1)	28 (27, 29)	9 (5, 15)	13 (10, 17)	3 (2, 4)	25 (18, 33)	30 (16, 48)	42 (31, 54)	8 (5, 12)	81 (58, 107)	0.2 (0.1, 0.4)	2.3 (1.7, 3.0)	0.2 (0.1, 0.2)	0.4 (0.3, 0.5)
New Zealand	Women	Overall	1.48	0.1 (0.1, 0.2)	28 (26, 29)	11 (6, 17)	18 (14, 22)	4 (2, 5)	33 (25, 42)	7 (4, 11)	12 (10, 15)	3 (2, 4)	22 (17, 28)	0.3 (0.1, 0.4)	2.8 (2.2, 3.4)	0.2 (0.1, 0.3)	0.5 (0.4, 0.6)
New Zealand	Men	Ages 20 to 44	0.272	0.2 (0.2, 0.3)	27 (26, 28)	1 (0, 1)	1 (1, 2)	0 (0, 0)	2 (1, 2)	1 (1, 2)	2 (1, 3)	0 (0, 0)	3 (3, 4)	1.1 (0.6, 1.5)	8.9 (6.0, 12.1)	0.2 (0.1, 0.3)	1.9 (1.4, 2.5)
New Zealand	Men	Ages 45 to 64	0.537	0.1 (0.1, 0.1)	29 (28, 30)	4 (2, 6)	8 (6, 11)	1 (1, 1)	13 (10, 17)	8 (5, 11)	15 (11, 20)	2 (1, 3)	25 (19, 32)	0.7 (0.4, 1.0)	5.7 (4.0, 7.5)	0.2 (0.1, 0.3)	1.2 (0.9, 1.6)
New Zealand	Men	Ages 65 and older	0.55	0.1 (0.1, 0.1)	28 (27, 29)	10 (6, 15)	16 (11, 20)	3 (2, 4)	28 (21, 37)	39 (22, 59)	60 (44, 76)	11 (7, 16)	110 (81, 143)	0.3 (0.2, 0.5)	2.7 (2.0, 3.4)	0.1 (0.1, 0.2)	0.6 (0.4, 0.7)
New Zealand	Men	Overall	1.36	0.2 (0.1, 0.2)	28 (27, 29)	15 (9, 22)	25 (20, 30)	4 (2, 6)	44 (33, 55)	11 (6, 1							

Nigeria	Women	Ages 20 to 44	11.4	0.5 (0.2, 0.8)	23 (23, 24)	15 (7, 23)	232 (166, 297)	1 (1, 2)	248 (181, 316)	1 (0, 1)	13 (9, 16)	0 (0, 0)	13 (10, 17)	0.8 (0.4, 1.3)	12.3 (8.8, 15.7)	0.2 (0.1, 0.3)	6.4 (4.7, 8.2)
Nigeria	Women	Ages 45 to 64	8.46	0.2 (0.1, 0.4)	24 (23, 25)	31 (16, 47)	379 (252, 508)	3 (2, 5)	413 (287, 543)	4 (2, 6)	45 (30, 60)	0 (0, 1)	49 (34, 64)	0.4 (0.2, 0.6)	6.4 (4.3, 8.6)	0.2 (0.1, 0.3)	3.0 (2.1, 4.0)
Nigeria	Women	Ages 65 and older	10	0.2 (0.1, 0.3)	23 (22, 24)	50 (25, 76)	501 (331, 678)	3 (1, 5)	555 (381, 728)	17 (9, 27)	174 (115, 236)	1 (0, 2)	193 (133, 253)	0.2 (0.1, 0.3)	3.7 (2.5, 5.0)	0.2 (0.1, 0.3)	1.6 (1.1, 2.1)
Nigeria	Women	Overall	29.9	0.3 (0.1, 0.5)	24 (23, 24)	96 (49, 144)	1113 (889, 1334)	7 (4, 11)	1216 (974, 1450)	3 (2, 5)	173 (130, 215)	0 (0, 0)	214 (154, 273)	0.3 (0.1, 0.4)	5.2 (4.2, 6.3)	0.2 (0.1, 0.3)	2.3 (1.9, 2.8)
Nigeria	Men	Ages 20 to 44	11.8	0.5 (0.1, 0.9)	23 (22, 24)	16 (8, 25)	154 (111, 194)	1 (0, 1)	171 (126, 214)	1 (0, 1)	8 (6, 10)	0 (0, 0)	9 (7, 11)	0.8 (0.4, 1.3)	13.0 (9.3, 16.3)	0.1 (0.1, 0.2)	5.4 (4.0, 6.7)
Nigeria	Men	Ages 45 to 64	8.04	0.3 (0.1, 0.4)	24 (22, 25)	27 (14, 40)	303 (197, 400)	2 (1, 3)	332 (224, 431)	3 (2, 5)	38 (24, 50)	0 (0, 0)	41 (28, 54)	0.4 (0.2, 0.6)	6.6 (4.3, 8.7)	0.1 (0.1, 0.2)	3.1 (2.1, 4.0)
Nigeria	Men	Ages 65 and older	9.98	0.2 (0.1, 0.3)	23 (21, 24)	33 (17, 50)	322 (210, 428)	2 (1, 3)	357 (239, 468)	13 (7, 20)	129 (84, 171)	1 (0, 1)	143 (95, 187)	0.2 (0.1, 0.3)	4.0 (2.6, 5.3)	0.1 (0.1, 0.2)	1.6 (1.1, 2.1)
Nigeria	Men	Overall	29.8	0.3 (0.1, 0.6)	23 (22, 24)	76 (39, 114)	779 (624, 936)	5 (3, 8)	860 (695, 1019)	3 (1, 4)	26 (21, 31)	0 (0, 0)	29 (23, 34)	0.3 (0.2, 0.5)	5.6 (4.5, 6.7)	0.1 (0.1, 0.2)	2.3 (1.9, 2.8)
Nigeria	Both	Overall	59.7	0.3 (0.1, 0.5)	23 (22, 24)	171 (88, 260)	1892 (1619, 2171)	12 (6, 18)	2076 (1772, 2375)	3 (1, 4)	32 (27, 36)	0 (0, 0)	35 (30, 40)	0.3 (0.2, 0.5)	5.4 (4.6, 6.2)	0.2 (0.1, 0.2)	2.3 (2.0, 2.7)
Norway	Women	Ages 20 to 44	0.302	0.8 (0.6, 1.0)	25 (24, 26)	0 (0, 0)	2 (1, 2)	0 (0, 0)	2 (2, 3)	0 (0, 0)	3 (2, 3)	0 (0, 0)	3 (2, 4)	1.8 (1.1, 2.6)	16.4 (11.6, 21.1)	0.4 (0.2, 0.5)	2.6 (1.9, 3.2)
Norway	Women	Ages 45 to 64	0.611	0.4 (0.3, 0.4)	27 (25, 28)	2 (1, 2)	4 (3, 5)	2 (1, 2)	7 (5, 9)	3 (2, 4)	6 (4, 8)	2 (1, 4)	12 (9, 15)	1.0 (0.6, 1.5)	8.3 (5.6, 10.8)	0.3 (0.2, 0.4)	0.9 (0.7, 1.2)
Norway	Women	Ages 65 and older	0.764	0.3 (0.2, 0.3)	27 (26, 28)	18 (8, 30)	22 (15, 28)	5 (3, 7)	45 (31, 60)	44 (20, 72)	53 (37, 69)	11 (6, 16)	108 (74, 146)	0.3 (0.2, 0.5)	2.9 (2.0, 3.8)	0.2 (0.1, 0.3)	0.5 (0.4, 0.7)
Norway	Women	Overall	1.68	0.5 (0.4, 0.6)	26 (25, 27)	20 (10, 32)	27 (20, 34)	6 (4, 9)	54 (39, 71)	12 (6, 19)	16 (12, 20)	4 (2, 5)	32 (23, 42)	0.4 (0.2, 0.6)	3.4 (2.5, 4.2)	0.2 (0.1, 0.4)	0.6 (0.4, 0.8)
Norway	Men	Ages 20 to 44	0.312	0.9 (0.7, 1.1)	26 (25, 27)	1 (1, 2)	5 (3, 6)	0 (0, 0)	6 (5, 8)	2 (1, 2)	7 (5, 9)	0 (0, 0)	9 (7, 11)	2.2 (1.3, 3.1)	18.4 (12.9, 23.3)	0.3 (0.2, 0.5)	6.6 (4.8, 8.2)
Norway	Men	Ages 45 to 64	0.633	0.4 (0.3, 0.5)	28 (27, 29)	7 (4, 10)	11 (7, 14)	2 (1, 3)	20 (15, 26)	11 (7, 16)	17 (12, 23)	3 (2, 4)	31 (23, 40)	1.1 (0.7, 1.6)	8.7 (5.9, 11.4)	0.3 (0.1, 0.4)	1.6 (1.2, 2.1)
Norway	Men	Ages 65 and older	0.689	0.3 (0.2, 0.3)	27 (26, 28)	18 (10, 27)	21 (16, 26)	5 (3, 7)	44 (32, 56)	55 (31, 84)	66 (49, 82)	15 (9, 22)	137 (99, 175)	0.4 (0.2, 0.6)	3.6 (2.7, 4.5)	0.2 (0.1, 0.3)	0.7 (0.5, 0.9)
Norway	Men	Overall	1.63	0.6 (0.4, 0.7)	27 (26, 28)	26 (15, 38)	37 (30, 44)	7 (4, 10)	70 (54, 88)	16 (9, 23)	23 (18, 27)	4 (3, 6)	43 (33, 54)	0.5 (0.3, 0.8)	5.0 (4.1, 5.9)	0.2 (0.1, 0.3)	0.9 (0.7, 1.2)
Norway	Both	Overall	3.31	0.5 (0.4, 0.6)	27 (26, 28)	46 (26, 68)	64 (54, 74)	13 (8, 19)	124 (94, 156)	14 (8, 21)	19 (16, 22)	4 (2, 6)	37 (28, 47)	0.4 (0.2, 0.6)	4.2 (3.5, 4.8)	0.2 (0.1, 0.3)	0.7 (0.6, 0.9)
Occupied Palestinian Territory	Women	Ages 20 to 44	0.282	0.4 (0.1, 0.6)	27 (26, 29)	1 (0, 1)	3 (2, 4)	0 (0, 0)	4 (3, 5)	1 (1, 2)	7 (5, 8)	1 (0, 1)	8 (6, 10)	1.5 (0.9, 2.3)	11.3 (8.3, 14.2)	0.3 (0.2, 0.4)	2.6 (2.0, 3.3)
Occupied Palestinian Territory	Women	Ages 45 to 64	0.193	0.2 (0.1, 0.3)	32 (30, 34)	2 (1, 2)	7 (5, 9)	0 (0, 0)	9 (6, 11)	8 (5, 12)	34 (24, 45)	2 (1, 2)	44 (32, 57)	0.9 (0.5, 1.3)	6.5 (4.5, 8.6)	0.2 (0.1, 0.3)	2.1 (1.5, 2.7)
Occupied Palestinian Territory	Women	Ages 65 and older	0.254	0.1 (0.0, 0.2)	30 (26, 33)	2 (1, 3)	10 (7, 13)	0 (0, 0)	13 (9, 16)	38 (23, 55)	174 (123, 225)	4 (2, 6)	216 (157, 272)	0.4 (0.2, 0.5)	3.6 (2.5, 4.6)	0.2 (0.1, 0.3)	1.4 (1.0, 1.7)
Occupied Palestinian Territory	Women	Overall	0.729	0.2 (0.1, 0.4)	29 (27, 32)	4 (3, 6)	20 (16, 24)	1 (1, 1)	25 (20, 30)	6 (4, 9)	27 (22, 33)	1 (1, 2)	35 (28, 42)	0.5 (0.3, 0.8)	4.9 (3.9, 5.7)	0.2 (0.1, 0.4)	1.7 (1.4, 2.0)
Occupied Palestinian Territory	Men	Ages 20 to 44	0.291	0.4 (0.1, 0.7)	25 (24, 27)	3 (2, 4)	6 (4, 8)	0 (0, 0)	9 (7, 11)	5 (3, 8)	12 (9, 16)	0 (0, 1)	18 (14, 23)	1.5 (0.9, 2.1)	11.9 (8.7, 15.1)	0.2 (0.1, 0.2)	3.3 (2.5, 4.1)
Occupied Palestinian Territory	Men	Ages 45 to 64	0.194	0.2 (0.1, 0.4)	28 (26, 29)	6 (3, 8)	9 (6, 12)	0 (0, 0)	15 (11, 19)	29 (17, 41)	48 (33, 64)	2 (1, 2)	79 (58, 99)	0.9 (0.5, 1.3)	6.6 (4.5, 8.7)	0.1 (0.1, 0.2)	1.8 (1.3, 2.2)
Occupied Palestinian Territory	Men	Ages 65 and older	0.251	0.2 (0.1, 0.3)	27 (25, 29)	4 (3, 6)	10 (7, 13)	0 (0, 0)	15 (11, 19)	86 (52, 122)	191 (129, 250)	6 (4, 8)	283 (204, 361)	0.5 (0.3, 0.7)	4.0 (2.7, 5.2)	0.2 (0.1, 0.3)	1.2 (0.9, 1.5)
Occupied Palestinian Territory	Men	Overall	0.735	0.3 (0.1, 0.4)	27 (25, 28)	13 (8, 18)	25 (20, 30)	1 (0, 1)	39 (30, 47)	17 (11, 24)	35 (28, 41)	1 (1, 2)	53 (41, 64)	0.7 (0.4, 1.0)	5.7 (4.6, 6.8)	0.2 (0.1, 0.2)	1.6 (1.3, 2.0)
Occupied Palestinian Territory	Both	Overall	1.46	0.2 (0.1, 0.4)	28 (26, 30)	17 (10, 24)	45 (39, 52)	2 (1, 2)	64 (52, 76)	12 (7, 16)	31 (27, 35)	1 (1, 2)	44 (36, 52)	0.7 (0.4, 0.9)	5.3 (4.6, 6.0)	0.2 (0.1, 0.3)	1.7 (1.4, 2.0)
Oman	Women	Ages 20 to 44	0.24	0.7 (0.2, 1.1)	26 (25, 27)	0 (0, 1)	3 (2, 4)	0 (0, 0)	4 (3, 5)	1 (1, 2)	9 (6, 11)	0 (0, 0)	10 (7, 13)	2.1 (1.3, 3.1)	15.1 (10.5, 19.4)	0.4 (0.2, 0.6)	6.2 (4.5, 7.9)
Oman	Women	Ages 45 to 64	0.112	0.4 (0.1, 0.6)	28 (26, 30)	1 (1, 2)	12 (8, 16)	0 (0, 0)	13 (9, 17)	11 (6, 16)	108 (75, 143)	1 (1, 2)	120 (84, 156)	1.2 (0.7, 1.7)	8.7 (6.1, 11.5)	0.4 (0.2, 0.5)	5.8 (4.1, 7.6)
Oman	Women	Ages 65 and older	0.164	0.3 (0.1, 0.5)	25 (23, 26)	2 (1, 2)	14 (10, 17)	0 (0, 0)	15 (11, 19)	48 (31, 65)	389 (277, 495)	2 (1, 3)	439 (326, 551)	0.3 (0.2, 0.4)	3.7 (2.6, 4.7)	0.3 (0.2, 0.4)	1.9 (1.4, 2.4)
Oman	Women	Overall	0.516	0.4 (0.1, 0.8)	26 (24, 28)	3 (2, 5)	29 (23, 35)	0 (0, 0)	33 (27, 39)	6 (4, 9)	56 (45, 67)	1 (0, 1)	63 (51, 75)	0.5 (0.3, 0.7)	5.5 (4.4, 6.6)	0.3 (0.2, 0.5)	3.0 (2.4, 3.5)
Oman	Men	Ages 20 to 44	0.444	0.7 (0.2, 1.3)	26 (25, 27)	3 (2, 4)	8 (5, 11)	0 (0, 0)	11 (8, 14)	4 (2, 6)	12 (8, 16)	0 (0, 0)	16 (11, 20)	2.2 (1.3, 3.1)	15.7 (10.5, 20.9)	0.3 (0.2, 0.5)	6.3 (4.4, 8.0)
Oman	Men	Ages 45 to 64	0.178	0.4 (0.1, 0.6)	27 (26, 29)	3 (2, 4)	30 (21, 39)	0 (0, 0)	34 (25, 44)	23 (14, 33)	168 (119, 222)	1 (0, 1)	193 (140, 248)	1.2 (0.7, 1.7)	8.8 (6.2, 11.6)	0.3 (0.2, 0.5)	5.8 (4.2, 7.4)
Oman	Men	Ages 65 and older	0.278	0.3 (0.1, 0.5)	25 (24, 26)	4 (3, 6)	20 (14, 26)	0 (0, 0)	23 (16, 28)	75 (50, 101)	554 (385, 717)	2 (1, 3)	631 (456, 797)	0.4 (0.3, 0.5)	4.2 (2.9, 5.5)	0.3 (0.2, 0.4)	2.2 (1.6, 2.8)
Oman	Men	Overall	0.9	0.5 (0.1, 0.8)	26 (25, 27)	9 (6, 13)	58 (47, 70)	0 (0, 0)	68 (55, 81)	11 (7, 15)	64 (52, 77)	0 (0, 0)	75 (61, 90)	0.8 (0.5, 1.2)	6.7 (5.5, 8.1)	0.3 (0.2, 0.4)	3.8 (3.1, 4.5)
Oman	Both	Overall	1.42	0.5 (0.1, 0.8)	26 (24, 27)	13 (8, 18)	87 (75, 100)	1 (0, 1)	100 (86, 116)	9 (6, 12)	61 (53, 70)	0 (0, 1)	71 (61, 82)	0.7 (0.5, 1.0)	6.3 (5.4, 7.2)	0.3 (0.2, 0.5)	3.5 (3.0, 4.0)
Pakistan	Women	Ages 20 to 44	13.4	0.5 (0.1, 0.8)	23 (22, 25)	35 (17, 54)	299 (203, 388)	7 (4, 11)	341 (244, 428)	2 (1, 2)	13 (9, 17)	0 (0, 1)	15 (11, 19)	0.7 (0.4, 1.2)	11.6 (7.9, 15.0)	0.2 (0.1, 0.4)	3.4 (2.4, 4.2)
Pakistan	Women	Ages 45 to 64	10.8	0.2 (0.1, 0.4)	24 (22, 26)	57 (28, 87)	657 (429, 875)	16 (8, 25)	729 (498, 958)	5 (3, 8)	61 (40, 81)	1 (1, 2)	68 (46, 89)	0.4 (0.2, 0.6)	3.3 (4.1, 8.5)	0.2 (0.1, 0.3)	2.4 (1.7, 3.2)
Pakistan	Women	Ages 65 and older	12.8	0.2 (0.0, 0.3)	22 (20, 24)	104 (52, 160)	794 (553, 1064)	12 (6, 18)	909 (658, 1195)	29 (15, 45)	221 (154, 296)	3 (1, 5)	253 (183, 332)	0.2 (0.1, 0.3)	6.5 (2.4, 4.7)	0.2 (0.1, 0.3)	1.2 (0.9, 1.6)
Pakistan	Women	Overall	37	0.3 (0.1, 0.5)	23 (21, 25)	195 (99, 296)	1750 (1404, 2105)	35 (18, 53)	1980 (1602, 2374)	5 (3, 8)	47 (38, 57)	1 (0, 1)	54 (43, 64)	0.3 (0.1, 0.4)	4.9 (3.9, 5.9)	0.2 (0.1, 0.3)	1.7 (1.4, 2.1)
Pakistan	Men	Ages 20 to 44	13.6	0.5 (0.1, 0.9)	22 (21, 23)	50 (26, 79)	358 (257, 459)	5 (2, 8)	413 (303, 523)	2 (1, 3)	16 (11, 20)	0 (0, 0)	18 (13, 23)	0.8 (0.4, 1.2)	12.1 (8.6, 15.4)	0.3 (0.1, 0.4)	4.0 (2.9, 5.1)
Pakistan	Men	Ages 45 to 64	11.1	0.2 (0.1, 0.4)	23 (21, 24)	91 (47, 139)	666 (441, 903)	9 (4, 14)	766 (541, 1010)	8 (4, 13)	60 (40, 82)	1 (0, 1)	69 (49, 91)	0.4 (0.2, 0.6)	6.7 (4.4, 9.1)	0.3 (0.1, 0.4)	2.3 (1.6, 3.0)
Pakistan	Men	Ages 65 and older	13.3	0.2 (0.1, 0.3)	21 (20, 23)	89 (46, 135)	587 (377, 802)	6 (3, 10)	682 (460, 911)	23 (12, 35)	151 (97, 207)	2 (1, 3)	176 (119, 235)	0.2 (0.1, 0.3)	3.0 (1.9, 4.1)	0.2 (0.1, 0.3)	1.0 (0.7, 1.3)
Pakistan	Men	Overall	38	0.3 (0.1, 0.5)	22 (20, 23)	230 (119, 352)	1612 (1293, 1948)	20 (10, 30)	1862 (1511, 2237)	6 (3, 9)	42 (34, 51)	1 (0, 1)	49 (40, 59)	0.3 (0.1, 0.4)	4.9 (4.0, 6.0)	0.2 (0.1, 0.4)	1.6 (1.3, 2.0)
Pakistan	Both	Overall	74.9	0.3 (0.1, 0.5)	23 (21, 24)	425 (219, 638)	3361 (2866, 3846)	55 (28, 83)	3842 (3252, 4430)	6 (3, 9)	45 (38, 51)	1 (0, 1)	51 (43, 59)	0.3 (0.1, 0.4)	4.9 (4.2, 5.6)	0.2 (0.1, 0.3)	1.7 (1.4, 1.9)
Panama	Women	Ages 20 to 44	0.269	0.9 (0.3, 1.6)	27 (25, 29)	0 (0, 1)	3 (2, 3)	0 (0, 0)	3 (3, 4)	1 (1, 1)	5 (4, 6)	0 (0, 1)	6 (5, 8)	2.7 (1.6, 4.0)	19.6 (14.7, 24.8)	0.8 (0.4, 1.2)	5.5 (4.2, 6.9)
Panama	Women	Ages 45 to 64	0.309	0.5 (0.2, 0.8)	29 (27, 31)	2 (1, 3)	17 (12, 23)	1 (0, 1)	20 (14, 26)	6 (4, 9)	57 (38, 74)	2 (1, 3)	65 (46, 84)	1.3 (0.8, 1.9)	9.9 (6.6, 13.1)	0.5 (0.3, 0.8)	4.8 (3.4, 6.2)
Panama	Women	Ages 65 and older	0.37	0.4 (0.1, 0.6)	27 (25, 29)	6 (3, 9)	36 (26, 46)	1 (1, 2)	43 (33, 53)	48 (28, 72)	297 (216, 374)	9 (5, 14)	355 (269, 438)	0.5 (0.3, 0.7)	4.6 (3.4, 5.8)	0.4 (0.2, 0.6)	2.1 (1.6, 2.5)
Panama	Women	Overall	0.948	0.6 (0.2, 1.3)	28 (26, 29)	8 (5, 12)	56 (44, 67)	2 (1, 3)	67 (53, 80)	5 (5, 13)	59 (47, 71)	2 (1, 3)	70 (56, 85)	0.6 (0.3, 0.8)	5.8 (4.6, 6.9)	0.5 (0.3, 0.7)	2.6 (2.1, 3.1)
Panama	Men	Ages 20 to 44	0.276	1.0 (0.3, 1.7)	26 (25, 28)	1 (1, 2)	4 (3, 6)	0 (0, 0)	6 (4, 7)	2 (2, 4)	8 (6, 11)	0 (0, 0)	11 (8, 14)	2.6 (1.7, 3.8)	19.6 (13.8, 25.4)	0.4 (0.2, 0.6)	7.0 (5.2, 8.8)
Panama	Men	Ages 45 to 64	0.305	0.5 (0.2, 0.9)	27 (26, 29)	6 (4, 9)	25 (17, 32)	1 (0, 1)	31 (23, 40)	20 (12, 29)	80 (55, 10						

Paraguay	Men	Ages 65 and older	0.506	0.2 (0.1, 0.3)	25 (22, 29)	11 (7, 15)	50 (35, 65)	1 (1, 2)	63 (46, 78)	71 (46, 98)	321 (224, 416)	8 (5, 11)	400 (296, 499)	0.4 (0.3, 0.6)	3.9 (2.7, 5.0)	0.3 (0.2, 0.4)	1.5 (1.1, 1.9)
Paraguay	Men	Overall	1.49	0.3 (0.1, 0.6)	26 (22, 29)	22 (14, 31)	97 (75, 117)	2 (1, 3)	121 (96, 145)	15 (9, 21)	65 (51, 78)	1 (1, 2)	81 (64, 97)	0.6 (0.4, 0.8)	5.1 (4.0, 6.2)	0.3 (0.2, 0.4)	2.1 (1.7, 2.5)
Paraguay	Both	Overall	2.98	0.3 (0.1, 0.6)	26 (22, 30)	40 (24, 56)	221 (188, 256)	5 (3, 7)	266 (224, 310)	13 (8, 19)	74 (63, 86)	2 (1, 2)	89 (75, 104)	0.5 (0.3, 0.8)	4.7 (4.0, 5.4)	0.3 (0.2, 0.4)	2.2 (1.8, 2.5)
20																	
Peru	Women	Ages 20 to 44	2.34	1.0 (0.3, 1.7)	25 (25, 26)	7 (5, 11)	22 (16, 28)	2 (1, 3)	32 (24, 39)	2 (1, 3)	5 (4, 7)	0 (0, 1)	8 (6, 9)	2.6 (1.6, 3.7)	19.2 (14.1, 24.3)	0.7 (0.4, 1.1)	4.6 (3.5, 5.7)
Peru	Women	Ages 45 to 64	2.32	0.5 (0.1, 0.8)	27 (26, 28)	14 (9, 20)	66 (44, 88)	7 (3, 10)	87 (63, 111)	6 (4, 9)	28 (19, 38)	3 (1, 4)	37 (27, 48)	1.3 (0.8, 1.9)	9.6 (6.4, 12.8)	0.6 (0.3, 0.9)	3.0 (2.2, 3.9)
Peru	Women	Ages 65 and older	2.83	0.3 (0.1, 0.6)	26 (24, 27)	32 (21, 43)	100 (73, 128)	9 (5, 14)	141 (107, 173)	33 (22, 45)	104 (76, 133)	9 (5, 14)	146 (112, 180)	0.4 (0.3, 0.5)	4.6 (3.3, 5.9)	0.5 (0.2, 0.7)	1.1 (0.9, 1.4)
Peru	Women	Overall	7.49	0.6 (0.2, 1.0)	26 (25, 27)	53 (35, 74)	188 (154, 223)	17 (10, 25)	259 (211, 307)	7 (5, 10)	25 (21, 30)	2 (1, 3)	35 (28, 41)	0.6 (0.4, 0.8)	6.3 (5.2, 7.5)	0.4 (0.3, 0.7)	1.6 (1.3, 1.9)
Peru	Men	Ages 20 to 44	2.38	1.0 (0.3, 1.8)	24 (23, 25)	12 (8, 17)	30 (22, 37)	1 (0, 1)	42 (33, 52)	3 (2, 4)	7 (5, 9)	0 (0, 0)	10 (8, 12)	2.1 (1.4, 2.8)	19.8 (14.8, 24.8)	0.3 (0.2, 0.5)	5.1 (3.9, 6.2)
Peru	Men	Ages 45 to 64	2.25	0.5 (0.1, 0.9)	26 (25, 27)	25 (15, 36)	84 (59, 109)	3 (2, 4)	111 (82, 140)	11 (7, 16)	37 (26, 48)	1 (1, 2)	49 (37, 62)	1.4 (0.8, 2.0)	10.4 (7.3, 13.6)	0.3 (0.2, 0.5)	3.8 (2.8, 4.8)
Peru	Men	Ages 65 and older	2.69	0.4 (0.1, 0.7)	25 (24, 26)	30 (20, 40)	84 (59, 107)	4 (3, 5)	117 (89, 145)	37 (25, 49)	103 (73, 133)	5 (3, 6)	145 (110, 179)	0.4 (0.3, 0.6)	5.1 (3.6, 6.6)	0.2 (0.2, 0.4)	1.2 (0.9, 1.5)
Peru	Men	Overall	7.62	0.7 (0.2, 1.2)	25 (24, 26)	67 (44, 90)	197 (161, 234)	7 (5, 9)	270 (222, 320)	9 (6, 12)	27 (22, 32)	1 (1, 1)	37 (30, 44)	0.7 (0.5, 1.0)	7.6 (6.2, 9.0)	0.3 (0.2, 0.4)	2.0 (1.6, 2.4)
Peru	Both	Overall	14.8	0.6 (0.2, 1.1)	25 (24, 26)	120 (79, 164)	385 (334, 435)	24 (16, 34)	529 (449, 610)	8 (5, 11)	26 (23, 29)	2 (1, 2)	36 (30, 41)	0.6 (0.4, 0.9)	6.9 (6.0, 7.8)	0.4 (0.3, 0.6)	1.8 (1.5, 2.1)
Philippines	Women	Ages 20 to 44	7.18	0.8 (0.2, 1.3)	23 (22, 24)	29 (14, 45)	164 (116, 210)	3 (2, 5)	196 (144, 247)	2 (1, 4)	13 (9, 17)	0 (0, 0)	16 (11, 20)	1.1 (0.5, 1.7)	15.6 (11.0, 20.0)	0.2 (0.1, 0.3)	3.7 (2.7, 4.7)
Philippines	Women	Ages 45 to 64	6.72	0.4 (0.1, 0.7)	24 (23, 26)	56 (28, 86)	596 (401, 797)	7 (4, 12)	660 (462, 854)	8 (4, 13)	89 (60, 119)	1 (1, 2)	98 (69, 127)	0.6 (0.3, 0.9)	8.5 (5.7, 11.4)	0.2 (0.1, 0.3)	3.3 (2.3, 4.3)
Philippines	Women	Ages 65 and older	7.35	0.3 (0.1, 0.5)	22 (21, 23)	79 (41, 122)	498 (351, 660)	5 (2, 7)	581 (423, 749)	40 (21, 62)	254 (179, 336)	2 (1, 4)	296 (215, 382)	0.3 (0.1, 0.4)	4.5 (3.2, 5.9)	0.1 (0.1, 0.2)	1.3 (1.0, 1.7)
Philippines	Women	Overall	21.2	0.5 (0.2, 0.9)	23 (22, 24)	164 (85, 249)	1258 (1019, 1505)	15 (8, 23)	1438 (1168, 1720)	8 (4, 12)	59 (48, 71)	1 (0, 1)	68 (55, 81)	0.4 (0.2, 0.6)	6.6 (5.3, 7.9)	0.2 (0.1, 0.2)	2.1 (1.7, 2.5)
Philippines	Men	Ages 20 to 44	7.31	0.8 (0.2, 1.4)	23 (22, 24)	82 (42, 127)	263 (170, 352)	2 (1, 3)	348 (248, 450)	7 (3, 10)	21 (13, 28)	0 (0, 0)	27 (20, 36)	1.1 (0.5, 1.7)	15.7 (10.2, 21.1)	0.1 (0.1, 0.2)	3.5 (2.5, 4.6)
Philippines	Men	Ages 45 to 64	6.32	0.4 (0.1, 0.8)	23 (22, 24)	134 (67, 205)	781 (514, 1031)	5 (2, 7)	919 (643, 1179)	21 (11, 32)	124 (81, 163)	1 (0, 1)	145 (102, 187)	0.6 (0.3, 0.9)	9.0 (5.9, 11.8)	0.1 (0.1, 0.2)	2.9 (2.0, 3.7)
Philippines	Men	Ages 65 and older	6.77	0.3 (0.1, 0.5)	21 (20, 22)	85 (44, 127)	356 (241, 473)	3 (2, 5)	445 (313, 576)	60 (31, 89)	250 (168, 331)	2 (1, 4)	312 (219, 404)	0.3 (0.2, 0.4)	4.9 (3.3, 6.5)	0.1 (0.0, 0.2)	1.2 (0.8, 1.5)
Philippines	Men	Overall	20.4	0.5 (0.2, 0.9)	22 (21, 23)	301 (157, 458)	1400 (1094, 1694)	10 (5, 15)	1712 (1355, 2068)	15 (8, 22)	69 (54, 83)	0 (0, 1)	84 (66, 101)	0.5 (0.3, 0.8)	7.9 (6.2, 9.6)	0.1 (0.1, 0.2)	2.2 (1.7, 2.6)
Philippines	Both	Overall	41.6	0.5 (0.2, 0.9)	23 (22, 24)	465 (242, 701)	2659 (2280, 3078)	25 (13, 37)	3149 (2657, 3643)	11 (6, 17)	64 (55, 74)	1 (0, 1)	76 (64, 87)	0.5 (0.2, 0.7)	7.2 (6.2, 8.4)	0.1 (0.1, 0.2)	2.1 (1.8, 2.5)
Poland	Women	Ages 20 to 44	3.13	0.2 (0.1, 0.2)	24 (23, 25)	2 (1, 3)	5 (3, 6)	1 (0, 1)	7 (6, 9)	0 (0, 0)	1 (1, 1)	0 (0, 0)	1 (1, 2)	0.9 (0.6, 1.3)	7.8 (5.4, 10.3)	0.2 (0.1, 0.3)	1.0 (0.8, 1.3)
Poland	Women	Ages 45 to 64	5.47	0.1 (0.0, 0.1)	28 (27, 30)	28 (17, 40)	43 (29, 58)	11 (6, 17)	82 (59, 107)	5 (3, 7)	8 (5, 11)	2 (1, 3)	15 (11, 19)	0.7 (0.4, 0.9)	5.0 (3.4, 6.8)	0.2 (0.1, 0.3)	0.8 (0.5, 1.0)
Poland	Women	Ages 65 and older	5.72	0.1 (0.0, 0.1)	29 (28, 30)	179 (100, 274)	146 (107, 183)	25 (15, 37)	350 (245, 458)	55 (31, 85)	45 (33, 57)	8 (4, 12)	108 (76, 142)	0.3 (0.1, 0.4)	2.4 (1.7, 3.0)	0.2 (0.1, 0.3)	0.4 (0.3, 0.5)
Poland	Women	Overall	14.3	0.1 (0.1, 0.1)	27 (26, 28)	209 (121, 311)	194 (152, 234)	37 (22, 53)	439 (318, 570)	15 (8, 22)	14 (11, 16)	3 (2, 4)	31 (22, 40)	0.3 (0.2, 0.4)	7.2 (2.2, 3.3)	0.2 (0.1, 0.3)	0.4 (0.3, 0.5)
Poland	Men	Ages 20 to 44	3.21	0.2 (0.1, 0.2)	26 (25, 26)	12 (7, 17)	20 (13, 28)	1 (0, 1)	32 (23, 42)	2 (1, 3)	3 (2, 5)	0 (0, 0)	6 (4, 7)	1.0 (0.6, 1.5)	8.2 (5.5, 11.4)	0.2 (0.1, 0.3)	1.9 (1.4, 2.5)
Poland	Men	Ages 45 to 64	5.04	0.1 (0.1, 0.1)	28 (27, 29)	106 (64, 151)	97 (68, 128)	12 (7, 18)	216 (156, 285)	21 (13, 30)	19 (13, 25)	2 (1, 4)	43 (31, 57)	0.7 (0.4, 0.9)	5.2 (3.6, 6.9)	0.2 (0.1, 0.3)	0.9 (0.7, 1.2)
Poland	Men	Ages 65 and older	4.48	0.1 (0.0, 0.1)	27 (26, 28)	149 (88, 216)	98 (70, 127)	18 (11, 26)	266 (187, 354)	76 (45, 111)	50 (36, 65)	9 (6, 14)	136 (96, 181)	0.4 (0.2, 0.5)	2.8 (2.0, 3.7)	0.1 (0.1, 0.2)	0.4 (0.3, 0.6)
Poland	Men	Overall	12.7	0.1 (0.1, 0.1)	27 (26, 28)	267 (160, 379)	215 (171, 258)	32 (19, 45)	513 (377, 657)	21 (13, 30)	17 (13, 20)	2 (1, 4)	40 (30, 52)	0.3 (0.2, 0.6)	3.8 (3.1, 4.6)	0.1 (0.1, 0.2)	0.6 (0.4, 0.8)
Poland	Both	Overall	27	0.1 (0.1, 0.1)	27 (26, 28)	476 (280, 683)	408 (351, 471)	68 (40, 98)	953 (706, 1214)	18 (10, 25)	15 (13, 17)	3 (1, 4)	35 (26, 45)	0.3 (0.2, 0.5)	3.2 (2.8, 3.7)	0.2 (0.1, 0.3)	0.5 (0.4, 0.6)
Portugal	Women	Ages 20 to 44	0.768	0.4 (0.3, 0.4)	24 (23, 26)	0 (0, 1)	2 (1, 2)	0 (0, 1)	2 (2, 3)	0 (0, 0)	1 (1, 1)	0 (0, 0)	2 (1, 2)	1.1 (0.7, 1.6)	10.1 (6.9, 13.6)	0.3 (0.2, 0.4)	0.9 (0.7, 1.2)
Portugal	Women	Ages 45 to 64	1.43	0.2 (0.1, 0.2)	28 (27, 30)	3 (2, 5)	13 (8, 17)	3 (1, 4)	19 (13, 24)	2 (1, 3)	9 (6, 12)	2 (1, 3)	13 (9, 17)	0.8 (0.5, 1.1)	5.9 (3.9, 8.0)	0.2 (0.1, 0.3)	1.0 (0.7, 1.3)
Portugal	Women	Ages 65 and older	1.93	0.1 (0.1, 0.1)	29 (27, 30)	39 (22, 60)	117 (89, 147)	9 (5, 12)	164 (126, 205)	35 (19, 54)	104 (79, 131)	8 (4, 11)	147 (113, 183)	0.2 (0.1, 0.4)	2.5 (1.9, 3.4)	0.2 (0.1, 0.3)	0.7 (0.5, 0.8)
Portugal	Women	Overall	4.13	0.2 (0.2, 0.3)	27 (25, 28)	43 (24, 65)	131 (102, 161)	12 (7, 16)	185 (145, 229)	3 (2, 4)	45 (35, 55)	3 (2, 4)	45 (31, 53)	0.3 (0.1, 0.4)	2.7 (2.1, 3.2)	0.2 (0.1, 0.3)	0.7 (0.5, 0.9)
Portugal	Men	Ages 20 to 44	0.785	0.4 (0.3, 0.5)	26 (25, 27)	2 (1, 3)	4 (2, 5)	0 (0, 1)	6 (5, 8)	1 (1, 2)	2 (2, 3)	0 (0, 0)	4 (3, 5)	1.3 (0.8, 2.0)	10.9 (7.3, 14.4)	0.3 (0.2, 0.5)	2.1 (1.5, 2.6)
Portugal	Men	Ages 45 to 64	1.33	0.2 (0.1, 0.2)	28 (27, 29)	10 (6, 14)	25 (16, 32)	4 (2, 6)	38 (28, 49)	7 (4, 10)	18 (12, 24)	3 (2, 4)	29 (21, 37)	0.8 (0.5, 1.1)	6.1 (4.1, 8.0)	0.3 (0.2, 0.4)	1.4 (1.0, 1.8)
Portugal	Men	Ages 65 and older	1.6	0.1 (0.1, 0.2)	27 (26, 28)	31 (18, 47)	92 (67, 114)	10 (6, 14)	133 (100, 166)	39 (23, 58)	114 (84, 143)	13 (8, 18)	166 (125, 208)	0.3 (0.2, 0.4)	2.9 (2.1, 3.6)	0.1 (0.1, 0.2)	0.8 (0.6, 1.0)
Portugal	Men	Overall	3.72	0.2 (0.2, 0.3)	27 (26, 28)	43 (25, 63)	120 (95, 146)	15 (9, 21)	178 (138, 216)	12 (7, 17)	32 (26, 39)	4 (2, 6)	48 (37, 58)	0.4 (0.2, 0.5)	3.3 (2.6, 4.0)	0.2 (0.1, 0.2)	0.9 (0.7, 1.1)
Portugal	Both	Overall	7.85	0.2 (0.2, 0.3)	27 (25, 28)	86 (52, 123)	251 (211, 289)	26 (16, 37)	363 (294, 435)	11 (7, 16)	32 (27, 37)	3 (2, 5)	46 (38, 55)	0.3 (0.2, 0.4)	3.0 (2.5, 3.4)	0.2 (0.1, 0.3)	0.8 (0.6, 0.9)
Qatar	Women	Ages 20 to 44	0.116	0.6 (0.2, 1.0)	28 (27, 29)	0 (0, 0)	0 (0, 1)	0 (0, 0)	1 (0, 1)	0 (0, 0)	2 (2, 3)	0 (0, 0)	3 (2, 4)	2.0 (1.2, 2.9)	14.5 (9.8, 18.9)	0.5 (0.3, 0.7)	3.0 (2.1, 3.8)
Qatar	Women	Ages 45 to 64	0.0499	0.3 (0.1, 0.6)	31 (29, 32)	0 (0, 0)	2 (1, 2)	0 (0, 0)	2 (1, 3)	4 (2, 5)	34 (24, 45)	2 (1, 2)	39 (28, 50)	1.1 (0.6, 1.5)	8.4 (5.9, 11.1)	0.4 (0.2, 0.6)	3.7 (2.7, 4.8)
Qatar	Women	Ages 65 and older	0.0807	0.2 (0.1, 0.4)	28 (25, 31)	0 (0, 0)	2 (2, 3)	0 (0, 0)	2 (2, 3)	32 (19, 46)	362 (257, 465)	5 (3, 8)	399 (292, 507)	0.5 (0.3, 0.7)	3.6 (2.6, 4.7)	0.4 (0.2, 0.6)	2.8 (2.0, 3.5)
Qatar	Women	Overall	0.246	0.4 (0.1, 0.7)	29 (27, 30)	0 (0, 1)	4 (4, 5)	0 (0, 0)	5 (4, 6)	2 (1, 2)	18 (15, 21)	1 (0, 1)	20 (17, 24)	0.7 (0.4, 1.0)	5.2 (4.2, 6.2)	0.4 (0.2, 0.6)	3.1 (2.6, 3.7)
Qatar	Men	Ages 20 to 44	0.458	0.7 (0.2, 1.1)	28 (27, 29)	1 (0, 1)	3 (2, 3)	0 (0, 0)	3 (2, 4)	1 (1, 1)	3 (2, 4)	0 (0, 0)	4 (3, 5)	1.9 (1.1, 2.7)	14.5 (9.7, 19.0)	0.4 (0.2, 0.6)	4.5 (3.2, 5.7)
Qatar	Men	Ages 45 to 64	0.196	0.3 (0.1, 0.6)	29 (28, 30)	1 (1, 2)	9 (6, 12)	0 (0, 0)	11 (8, 14)	7 (5, 11)	47 (33, 60)	1 (0, 1)	55 (40, 69)	1.1 (0.7, 1.5)	8.6 (6.0, 11.1)	0.3 (0.2, 0.5)	4.4 (3.2, 5.6)
Qatar	Men	Ages 65 and older	0.366	0.2 (0.1, 0.4)	27 (26, 29)	1 (0, 1)	5 (4, 7)	0 (0, 0)	6 (4, 8)	47 (28, 68)	450 (302, 590)	5 (3, 7)	502 (347, 656)	0.5 (0.3, 0.8)	4.3 (2.9, 5.7)	0.3 (0.2, 0.5)	3.0 (2.1, 4.0)
Qatar	Men	Overall	1.02	0.4 (0.1, 0.7)	28 (27, 29)	3 (2, 4)	17 (14, 21)	0 (0, 0)	20 (1								

Russian Federation	Women	Overall	55.7	0.3 (0.1, 0.5)	28 (27, 29)	2322 (1348, 3366)	723 (585, 867)	74 (104, 245)	3219 (2128, 4359)	42 (24, 60)	13 (11, 16)	3 (2, 4)	58 (38, 78)	0.4 (0.2, 0.6)	5.3 (4.3, 6.4)	0.3 (0.1, 0.4)	0.4 (0.3, 0.6)
Russian Federation	Men	Ages 20 to 44	11.5	0.6 (0.2, 1.0)	25 (25, 26)	283 (176, 410)	128 (94, 164)	5 (3, 8)	416 (293, 557)	14 (8, 20)	6 (5, 8)	0 (0, 0)	20 (14, 27)	1.7 (1.1, 2.5)	14.3 (10.6, 18.3)	0.3 (0.2, 0.5)	2.1 (1.5, 2.8)
Russian Federation	Men	Ages 45 to 64	17.6	0.3 (0.1, 0.5)	27 (27, 28)	1249 (752, 1748)	184 (123, 247)	69 (41, 99)	1502 (961, 2047)	71 (43, 99)	10 (7, 14)	4 (2, 6)	85 (55, 116)	0.9 (0.6, 1.3)	7.6 (5.1, 10.2)	0.3 (0.2, 0.5)	0.9 (0.6, 1.3)
Russian Federation	Men	Ages 65 and older	15	0.2 (0.1, 0.3)	27 (26, 28)	1280 (752, 1845)	115 (76, 154)	80 (48, 113)	1474 (907, 2077)	226 (133, 326)	20 (13, 27)	14 (8, 20)	260 (160, 367)	0.4 (0.3, 0.6)	4.4 (2.9, 5.9)	0.2 (0.1, 0.3)	0.4 (0.3, 0.6)
Russian Federation	Men	Overall	44.1	0.4 (0.1, 0.6)	26 (26, 27)	2811 (1689, 4011)	427 (348, 505)	154 (93, 218)	3392 (2184, 4659)	64 (38, 91)	10 (8, 11)	3 (2, 5)	77 (49, 106)	0.6 (0.4, 0.9)	7.2 (5.9, 8.6)	0.3 (0.1, 0.4)	0.7 (0.4, 0.9)
Russian Federation	Both	Overall	99.8	0.3 (0.1, 0.6)	27 (26, 28)	5133 (3061, 7334)	1150 (982, 1314)	28 (197, 461)	6611 (4353, 9069)	51 (31, 73)	12 (10, 13)	3 (2, 5)	66 (44, 91)	0.5 (0.3, 0.7)	5.9 (5.0, 6.7)	0.3 (0.2, 0.4)	0.5 (0.3, 0.7)
Rwanda	Women	Ages 20 to 44	0.839	0.6 (0.2, 1.0)	23 (22, 24)	1 (1, 2)	10 (7, 13)	0 (0, 0)	12 (9, 15)	1 (0, 1)	8 (6, 10)	0 (0, 0)	9 (6, 11)	0.9 (0.4, 1.5)	13.1 (9.5, 17.0)	0.2 (0.1, 0.3)	4.1 (3.1, 5.3)
Rwanda	Women	Ages 45 to 64	0.534	0.3 (0.1, 0.5)	22 (20, 23)	3 (1, 4)	23 (15, 31)	1 (0, 1)	27 (18, 35)	5 (3, 8)	44 (29, 59)	1 (1, 2)	50 (34, 65)	0.5 (0.2, 0.7)	6.8 (4.5, 9.2)	0.2 (0.1, 0.3)	2.4 (1.6, 3.1)
Rwanda	Women	Ages 65 and older	0.656	0.2 (0.1, 0.3)	20 (16, 23)	0 (0, 0)	0 (0, 0)	0 (0, 0)	0 (0, 0)	0 (0, 0)	0 (0, 0)	0 (0, 0)	0 (0, 0)	0 (0, 0, 0)	0 (0, 0, 0)	0 (0, 0, 0)	0 (0, 0, 0)
Rwanda	Women	Overall	2.02	0.4 (0.1, 0.6)	21 (19, 24)	4 (2, 6)	34 (25, 42)	1 (0, 1)	38 (28, 48)	2 (1, 3)	17 (12, 21)	0 (0, 1)	19 (14, 24)	0.2 (0.1, 0.2)	3.0 (2.2, 3.8)	0.1 (0.1, 0.2)	1.0 (0.7, 1.2)
Rwanda	Men	Ages 20 to 44	0.805	0.6 (0.2, 1.1)	22 (20, 25)	2 (1, 3)	22 (15, 29)	0 (0, 0)	24 (17, 31)	1 (1, 2)	18 (12, 23)	0 (0, 0)	19 (14, 25)	0.9 (0.5, 1.4)	14.1 (9.8, 18.1)	0.4 (0.2, 0.6)	7.0 (5.0, 8.9)
Rwanda	Men	Ages 45 to 64	0.485	0.3 (0.1, 0.5)	23 (20, 26)	3 (2, 5)	35 (24, 46)	1 (0, 1)	39 (27, 51)	7 (4, 11)	72 (49, 96)	1 (1, 2)	80 (56, 105)	0.4 (0.2, 0.7)	7.3 (4.9, 9.7)	0.3 (0.2, 0.5)	3.1 (2.1, 4.0)
Rwanda	Men	Ages 65 and older	0.57	0.2 (0.1, 0.4)	22 (19, 26)	3 (2, 4)	27 (18, 36)	0 (0, 1)	30 (22, 40)	23 (12, 35)	212 (145, 283)	3 (2, 5)	238 (170, 312)	0.4 (0.1, 0.3)	4.1 (2.8, 5.5)	0.3 (0.1, 0.4)	1.5 (1.1, 2.0)
Rwanda	Men	Overall	1.86	0.4 (0.1, 0.7)	23 (19, 26)	8 (4, 12)	84 (67, 101)	1 (1, 2)	93 (76, 111)	4 (2, 7)	56 (36, 54)	1 (0, 1)	50 (41, 60)	0.2 (0.2, 0.5)	6.5 (5.2, 7.8)	0.3 (0.2, 0.5)	2.6 (2.1, 3.1)
Rwanda	Both	Overall	3.88	0.4 (0.1, 0.6)	22 (19, 25)	12 (6, 18)	118 (99, 136)	2 (1, 3)	131 (112, 153)	3 (2, 5)	30 (26, 35)	0 (0, 1)	34 (29, 39)	0.3 (0.1, 0.4)	4.9 (4.1, 5.6)	0.2 (0.1, 0.3)	1.7 (1.5, 2.0)
Saint Lucia	Women	Ages 20 to 44	0.015	1.5 (0.4, 2.5)	26 (24, 29)	0 (0, 0)	1 (1, 1)	0 (0, 0)	1 (1, 1)	2 (1, 3)	37 (27, 47)	3 (2, 5)	43 (31, 53)	3.9 (2.3, 5.8)	25.5 (18.1, 32.2)	1.8 (0.9, 2.9)	11.9 (8.6, 14.8)
Saint Lucia	Women	Ages 45 to 64	0.0158	0.7 (0.2, 1.3)	29 (26, 32)	0 (0, 0)	3 (2, 4)	0 (0, 0)	3 (2, 4)	10 (6, 15)	191 (129, 246)	5 (3, 8)	206 (143, 263)	1.9 (1.2, 2.8)	12.9 (8.7, 16.6)	0.8 (0.5, 1.3)	9.8 (6.8, 12.6)
Saint Lucia	Women	Ages 65 and older	0.019	0.5 (0.2, 0.9)	27 (24, 30)	1 (0, 1)	8 (6, 9)	0 (0, 0)	8 (6, 10)	112 (59, 177)	133 (869, 1415)	18 (10, 27)	1262 (965, 1572)	0.6 (0.3, 1.0)	5.3 (4.1, 6.6)	0.6 (0.3, 0.9)	3.6 (2.8, 4.5)
Saint Lucia	Women	Overall	0.0498	0.9 (0.3, 1.6)	27 (24, 30)	1 (1, 1)	12 (9, 14)	0 (0, 0)	13 (10, 15)	19 (11, 30)	232 (190, 276)	6 (3, 8)	257 (210, 306)	0.7 (0.4, 1.1)	6.8 (5.6, 8.1)	0.8 (0.5, 1.2)	4.6 (3.8, 5.5)
Saint Lucia	Men	Ages 20 to 44	0.0144	1.6 (0.4, 2.8)	24 (22, 26)	0 (0, 0)	1 (1, 2)	0 (0, 0)	1 (1, 2)	4 (3, 6)	47 (34, 59)	1 (1, 1)	52 (39, 64)	3.3 (2.1, 4.7)	26.3 (19.2, 33.0)	0.7 (0.4, 1.1)	14.0 (10.5, 17.3)
Saint Lucia	Men	Ages 45 to 64	0.0141	0.8 (0.2, 1.4)	25 (23, 28)	0 (0, 1)	3 (2, 4)	0 (0, 0)	3 (2, 4)	28 (17, 41)	212 (144, 276)	4 (2, 6)	245 (176, 314)	1.9 (1.2, 2.8)	13.7 (9.3, 17.8)	0.6 (0.4, 1.0)	8.0 (5.7, 10.2)
Saint Lucia	Men	Ages 65 and older	0.0165	0.6 (0.2, 1.0)	25 (23, 27)	1 (0, 1)	5 (3, 6)	0 (0, 0)	5 (4, 6)	108 (65, 157)	890 (660, 1123)	14 (9, 21)	1012 (759, 1253)	0.6 (0.4, 0.9)	6.1 (4.5, 7.7)	0.4 (0.2, 0.6)	3.3 (2.5, 4.1)
Saint Lucia	Men	Overall	0.045	1.0 (0.3, 1.8)	25 (23, 27)	1 (1, 2)	9 (7, 10)	0 (0, 0)	10 (8, 12)	24 (15, 33)	194 (158, 227)	4 (2, 5)	221 (183, 256)	0.9 (0.6, 1.3)	8.7 (7.1, 10.2)	0.5 (0.3, 0.7)	4.8 (4.0, 5.6)
Saint Lucia	Both	Overall	0.0948	1.0 (0.3, 1.7)	26 (24, 28)	2 (1, 3)	20 (18, 23)	0 (0, 1)	23 (19, 26)	21 (13, 31)	214 (185, 242)	5 (3, 7)	240 (205, 274)	0.8 (0.5, 1.2)	7.5 (6.5, 8.5)	0.7 (0.4, 1.0)	4.7 (4.0, 5.4)
Saint Vincent and the Grenadines	Women	Ages 20 to 44	0.00865	1.6 (0.5, 2.8)	26 (23, 30)	0 (0, 0)	1 (1, 1)	0 (0, 0)	1 (1, 1)	4 (2, 6)	44 (32, 54)	2 (1, 2)	49 (37, 60)	4.3 (2.5, 6.6)	27.7 (20.3, 34.3)	0.9 (0.5, 1.3)	12.8 (9.6, 15.7)
Saint Vincent and the Grenadines	Women	Ages 45 to 64	0.01	0.8 (0.3, 1.4)	29 (26, 33)	0 (0, 0)	2 (1, 2)	0 (0, 0)	2 (2, 3)	18 (11, 26)	183 (133, 236)	5 (3, 8)	206 (152, 262)	2.1 (1.2, 3.0)	14.1 (10.2, 18.1)	0.8 (0.5, 1.2)	8.4 (6.2, 10.6)
Saint Vincent and the Grenadines	Women	Ages 65 and older	0.011	0.6 (0.2, 1.0)	28 (22, 33)	1 (0, 1)	4 (3, 5)	0 (0, 0)	4 (3, 6)	165 (94, 243)	910 (679, 1141)	19 (11, 29)	1094 (828, 1357)	0.8 (0.5, 1.2)	6.1 (4.6, 7.7)	0.6 (0.4, 0.9)	3.2 (2.4, 4.0)
Saint Vincent and the Grenadines	Women	Overall	0.0297	1.0 (0.3, 1.8)	28 (28, 32)	1 (1, 1)	6 (5, 7)	0 (0, 0)	7 (6, 9)	31 (18, 45)	210 (172, 245)	5 (3, 7)	246 (204, 292)	1.0 (0.6, 1.4)	8.2 (6.7, 9.6)	0.7 (0.4, 1.0)	4.3 (3.5, 5.1)
Saint Vincent and the Grenadines	Men	Ages 20 to 44	0.00891	1.8 (0.5, 3.1)	25 (22, 27)	0 (0, 0)	1 (1, 1)	0 (0, 0)	1 (1, 1)	5 (3, 8)	40 (31, 50)	1 (1, 1)	46 (36, 57)	4.4 (2.6, 6.5)	29.4 (22.5, 36.6)	0.9 (0.6, 1.4)	16.6 (12.8, 20.4)
Saint Vincent and the Grenadines	Men	Ages 45 to 64	0.0105	0.9 (0.2, 1.5)	26 (24, 29)	0 (0, 0)	2 (1, 3)	0 (0, 0)	2 (2, 3)	32 (19, 47)	196 (142, 252)	4 (2, 6)	232 (173, 292)	2.1 (1.3, 3.1)	14.6 (10.6, 18.9)	0.8 (0.5, 1.2)	8.0 (6.0, 10.1)
Saint Vincent and the Grenadines	Men	Ages 65 and older	0.0108	0.6 (0.2, 1.1)	25 (22, 29)	0 (0, 1)	3 (2, 3)	0 (0, 0)	3 (2, 4)	139 (89, 193)	885 (552, 996)	10 (6, 15)	934 (690, 1163)	0.7 (0.5, 1.0)	7.2 (5.1, 9.1)	0.4 (0.2, 0.6)	3.3 (2.4, 4.1)
Saint Vincent and the Grenadines	Men	Overall	0.0303	1.1 (0.3, 2.0)	25 (23, 28)	1 (1, 1)	5 (4, 6)	0 (0, 0)	6 (5, 7)	29 (19, 41)	176 (143, 208)	3 (2, 4)	208 (169, 247)	1.1 (0.7, 1.5)	10.1 (8.2, 12.0)	0.6 (0.4, 0.9)	4.9 (3.9, 5.8)
Saint Vincent and the Grenadines	Both	Overall	0.06	1.1 (0.3, 1.9)	27 (23, 30)	2 (1, 3)	12 (10, 13)	0 (0, 0)	14 (12, 16)	30 (19, 42)	193 (167, 221)	4 (3, 6)	227 (195, 263)	1.0 (0.6, 1.4)	9.0 (7.8, 10.3)	0.7 (0.4, 1.0)	4.5 (3.9, 5.2)
Samoa	Women	Ages 20 to 44	0.0112	1.0 (0.3, 1.8)	33 (31, 34)	0 (0, 0)	1 (1, 1)	0 (0, 0)	1 (1, 1)	1 (1, 2)	43 (29, 56)	1 (0, 1)	45 (31, 58)	2.9 (1.7, 4.1)	19.1 (13.1, 25.0)	0.4 (0.2, 0.6)	15.7 (10.9, 20.5)
Samoa	Women	Ages 45 to 64	0.0126	0.5 (0.1, 0.9)	36 (34, 38)	0 (0, 0)	4 (3, 5)	0 (0, 0)	4 (3, 6)	7 (4, 10)	331 (231, 430)	1 (1, 2)	340 (239, 439)	1.4 (0.8, 2.0)	10.2 (7.1, 13.3)	0.5 (0.3, 0.7)	12.7 (9.0, 16.5)
Samoa	Women	Ages 65 and older	0.0155	0.4 (0.1, 0.6)	32 (29, 35)	0 (0, 0)	4 (3, 6)	0 (0, 0)	5 (3, 6)	35 (20, 50)	834 (590, 1090)	5 (3, 7)	874 (627, 1139)	0.6 (0.3, 0.8)	5.2 (3.7, 6.7)	0.3 (0.2, 0.5)	5.2 (3.7, 6.8)
Samoa	Women	Overall	0.0393	0.6 (0.2, 1.1)	33 (31, 36)	0 (0, 0)	9 (8, 11)	0 (0, 0)	10 (8, 12)	8 (5, 11)	241 (195, 291)	1 (1, 2)	250 (204, 302)	0.8 (0.5, 1.1)	7.3 (5.9, 8.8)	0.4 (0.2, 0.5)	7.7 (6.3, 9.3)
Samoa	Men	Ages 20 to 44	0.0119	1.1 (0.3, 1.9)	29 (28, 31)	0 (0, 0)	1 (1, 2)	0 (0, 0)	2 (1, 2)	7 (4, 10)	59 (40, 79)	0 (0, 0)	66 (47, 86)	3.0 (1.8, 4.1)	19.7 (13.4, 26.1)	0.5 (0.3, 0.8)	15.4 (10.9, 20.0)
Samoa	Men	Ages 45 to 64	0.0131	0.5 (0.2, 0.9)	32 (31, 34)	0 (0, 0)	5 (4, 7)	0 (0, 0)	6 (4, 7)	27 (17, 38)	393 (274, 509)	1 (1, 2)	421 (301, 536)	1.4 (0.9, 2.0)	10.9 (7.6, 14.1)	0.3 (0.1, 0.5)	9.8 (7.0, 12.4)
Samoa	Men	Ages 65 and older	0.0153	0.4 (0.1, 0.7)	31 (28, 33)	0 (0, 0)	4 (2, 5)	0 (0, 0)	4 (3, 5)	56 (32, 80)	895 (587, 1221)	6 (4, 8)	959 (639, 1287)	0.6 (0.4, 0.9)	6.0 (3.9, 8.1)	0.2 (0.1, 0.4)	4.9 (3.3, 6.6)
Samoa	Men	Overall	0.0404	0.7 (0.2, 1.2)	31 (29, 32)	1 (0, 1)	10 (8, 12)	0 (0, 0)	11 (9, 13)	18 (11, 26)	251 (197, 301)	1 (1, 1)	270 (211, 323)	1.1 (0.7, 1.5)	8.9 (7.0, 10.7)	0.3 (0.2, 0.4)	7.6 (5.9, 9.1)
Samoa	Both	Overall	0.0796	0.7 (0.2, 1.1)	32 (30, 34)	1 (1, 1)	20 (17, 22)	0 (0, 0)	21 (18, 24)	13 (8, 18)	246 (208, 282)	1 (1, 2)	260 (221, 300)	0.7 (0.6, 1.4)	8.6 (6.8, 9.2)	0.3 (0.2, 0.5)	7.6 (6.5, 8.8)
São Tomé and Príncipe	Women	Ages 20 to 44	0.0139	1.2 (0.4, 2.0)	24 (23, 25)	0 (0, 0)	0 (0, 0)	0 (0, 0)	0 (0, 0)	2 (2, 3)	11 (8, 13)	0 (0, 0)	13 (10, 16)	2.4 (1.6, 3.4)	23.3 (18.0, 28.5)	0.6 (0.3, 0.8)	7.9 (6.3, 9.5)
São Tomé and Príncipe	Women	Ages 45 to 64	0.00881	0.6 (0.2, 1.0)	26 (25, 28)	0 (0, 0)	0 (0, 1)	0 (0, 0)	0 (0, 1)	14 (8, 21)	45 (31, 58)	1 (1, 2)	60 (45, 76)	1.6 (0.9, 2.4)	11.7 (8.0, 15.2)	0.6 (0.3, 0.8)	4.2 (3.1, 5.4)
São Tomé and Príncipe	Women	Ages 65 and older	0.0105	0.4 (0.1, 0.7)	25 (22, 28)	0 (0, 0)	1 (0, 1)	0 (0, 0)	1 (1, 1)	70 (44, 97)	150 (106, 193)	3 (2, 4)	223 (167, 276)	0.6 (0.4, 0.9)	5.9 (4.2, 7.6)	0.5 (0.3, 0.7)	1.5 (1.1, 1.9)
São Tomé and Príncipe	Women	Overall	0.0332	0.8 (0.2, 1.3)	25 (23, 27)	0 (0, 1)	1 (1, 1)	0 (0, 0)	2 (1, 2)	13 (8, 18)	35 (29, 41)	1 (1, 1)	48 (39, 58)	0.8 (0.5, 1.2)	8.6 (7.0, 10.2)	0.5 (0.3, 0.8)	2.3 (1.9, 2.8)
São Tomé and Príncipe	Men	Ages 20 to 44	0.014	1.3 (0.3, 2.3)	23 (22, 24)	0 (0, 0)	0 (0, 0)	0 (0, 0)	0 (0, 0)	3 (1, 4)	11 (8, 13)	0 (0, 0)	14 (10, 17)	1.8 (0.9, 2.7)	23.9 (18.0, 29.4)	0.2 (0.1, 0.3)	7.0 (5.3, 8.6)
São Tomé and Príncipe	Men	Ages 45 to 64	0.00703	0.6 (0.2, 1.1)	24 (23, 25)	0 (0, 0)	0 (0, 1)	0 (0, 0)	0 (0, 1)	7 (3, 10)	55 (38, 72)	0 (0, 1)	62 (43, 81)	0.7 (0.4, 1.1)	11.1 (7.6, 14.6)	0.2 (0.1, 0.4)	4.4 (3.1, 5.8)
São Tomé and Príncipe	Men	Ages 65 and older	0.00957	0.5 (0.1, 0.8)	23 (21, 25)	0 (0, 0)	0 (0, 1)	0 (0, 0)	1 (0, 1)	25 (13, 39)	179 (121, 238)	2 (1, 3)	206 (146, 267)	0.3 (0.2, 0.5)	5.9 (4.0, 7.9)	0.1 (0.1, 0.2)	1.8 (1.3, 2.3)
São Tomé and Príncipe	Men	Overall	0.0306	0.8 (0.2, 1.4)	24 (22, 25)	0 (0, 0)	1 (1, 1)	0 (0, 0)	1 (1, 2)	5 (3, 8)	36 (29, 43)	0 (0, 0)	42 (34, 50)	0.5 (0.3, 0.8)	8.6 (7.0, 10.3)	0.2 (0.1, 0.3)	2.8 (2.3, 3.4)
São Tomé and Príncipe	Both	Overall	0.0638	0.8 (0.2, 1.4)	24 (23, 26)												

Serbia	Women	Ages 20 to 44	0.723	0.4 (0.3, 0.5)	23 (22, 25)	1 (1, 1)	3 (2, 4)	0 (0, 1)	5 (3, 6)	1 (0, 1)	2 (2, 3)	0 (0, 0)	3 (2, 4)	1.2 (0.8, 1.7)	10.6 (7.1, 13.7)	0.3 (0.2, 0.4)	1.6 (1.2, 2.0)
Serbia	Women	Ages 45 to 64	1.28	0.2 (0.2, 0.3)	28 (26, 30)	11 (7, 15)	23 (16, 32)	3 (2, 5)	37 (27, 47)	9 (5, 12)	18 (12, 25)	2 (1, 4)	29 (21, 37)	0.8 (0.5, 1.2)	6.4 (4.3, 8.7)	0.3 (0.2, 0.4)	1.3 (0.9, 1.6)
Serbia	Women	Ages 65 and older	1.48	0.2 (0.1, 0.2)	29 (25, 32)	71 (41, 104)	84 (63, 105)	6 (3, 8)	161 (117, 207)	88 (51, 129)	104 (78, 130)	7 (4, 10)	199 (145, 257)	0.3 (0.2, 0.5)	3.3 (2.5, 4.2)	0.2 (0.1, 0.3)	0.6 (0.4, 0.7)
Serbia	Women	Overall	3.48	0.3 (0.2, 0.3)	27 (24, 29)	83 (48, 120)	110 (88, 134)	9 (5, 13)	203 (153, 258)	24 (14, 34)	32 (25, 38)	3 (2, 4)	58 (44, 73)	0.4 (0.2, 0.5)	3.8 (3.0, 4.6)	0.2 (0.2, 0.4)	0.7 (0.5, 0.8)
Serbia	Men	Ages 20 to 44	0.749	0.5 (0.4, 0.6)	26 (24, 27)	5 (3, 7)	8 (6, 11)	0 (0, 1)	13 (10, 17)	3 (2, 5)	6 (4, 8)	0 (0, 0)	9 (7, 12)	1.6 (0.9, 2.3)	12.5 (8.7, 16.6)	0.2 (0.1, 0.4)	2.9 (2.1, 3.7)
Serbia	Men	Ages 45 to 64	1.24	0.2 (0.2, 0.3)	28 (26, 30)	27 (17, 39)	40 (26, 53)	3 (2, 5)	70 (51, 91)	22 (13, 31)	32 (21, 43)	3 (2, 4)	57 (41, 73)	0.9 (0.5, 1.2)	6.8 (4.5, 9.1)	0.2 (0.1, 0.3)	1.5 (1.1, 2.0)
Serbia	Men	Ages 65 and older	1.29	0.2 (0.1, 0.2)	27 (25, 29)	72 (43, 105)	68 (49, 87)	6 (4, 8)	145 (106, 188)	118 (71, 173)	112 (81, 143)	10 (6, 14)	240 (175, 310)	0.4 (0.2, 0.5)	3.6 (2.6, 4.6)	0.1 (0.1, 0.2)	0.6 (0.4, 0.8)
Serbia	Men	Overall	3.28	0.3 (0.2, 0.4)	27 (25, 28)	104 (62, 149)	116 (93, 140)	10 (6, 14)	229 (174, 291)	32 (19, 45)	35 (28, 43)	3 (2, 4)	70 (53, 89)	0.5 (0.3, 0.7)	4.6 (3.7, 5.5)	0.2 (0.1, 0.2)	0.8 (0.6, 1.0)
Serbia	Both	Overall	6.76	0.3 (0.2, 0.4)	27 (25, 29)	187 (111, 267)	226 (192, 261)	19 (11, 27)	432 (333, 536)	28 (16, 39)	33 (28, 39)	3 (2, 4)	64 (49, 79)	0.4 (0.2, 0.6)	4.1 (3.5, 4.8)	0.2 (0.1, 0.2)	0.7 (0.6, 0.9)

Seychelles	Women	Ages 20 to 44	0.00611	0.6 (0.2, 1.1)	26 (25, 28)	0 (0, 0)	0 (0, 0)	0 (0, 0)	0 (0, 0)	5 (3, 8)	11 (8, 14)	1 (1, 1)	17 (12, 21)	2.1 (1.1, 3.3)	15.0 (10.6, 19.4)	0.4 (0.2, 0.6)	3.0 (2.2, 3.9)
Seychelles	Women	Ages 45 to 64	0.00044	0.3 (0.1, 0.6)	30 (29, 32)	0 (0, 0)	0 (0, 0)	0 (0, 0)	0 (0, 0)	25 (14, 38)	60 (42, 78)	4 (2, 5)	89 (64, 113)	1.2 (0.7, 1.8)	8.4 (5.9, 11.0)	0.3 (0.2, 0.5)	2.3 (1.7, 3.0)
Seychelles	Women	Ages 65 and older	0.00533	0.2 (0.1, 0.4)	29 (26, 32)	0 (0, 0)	0 (0, 1)	0 (0, 0)	1 (0, 1)	134 (79, 197)	276 (194, 358)	10 (6, 15)	420 (312, 530)	0.7 (0.4, 1.0)	4.5 (3.2, 5.9)	0.3 (0.2, 0.4)	1.4 (1.1, 1.8)
Seychelles	Women	Overall	0.0158	0.4 (0.1, 0.7)	28 (26, 30)	0 (0, 1)	1 (1, 1)	0 (0, 0)	1 (1, 1)	22 (13, 32)	48 (39, 58)	2 (1, 3)	73 (58, 89)	0.9 (0.5, 1.3)	6.1 (4.9, 7.3)	0.3 (0.2, 0.5)	1.8 (1.4, 2.2)
Seychelles	Men	Ages 20 to 44	0.00611	0.7 (0.2, 1.1)	25 (24, 26)	0 (0, 0)	0 (0, 0)	0 (0, 0)	1 (0, 1)	15 (8, 22)	18 (13, 22)	1 (0, 1)	33 (24, 43)	2.1 (1.2, 3.2)	15.7 (11.2, 20.0)	0.4 (0.2, 0.5)	3.5 (2.6, 4.6)
Seychelles	Men	Ages 45 to 64	0.00398	0.4 (0.1, 0.6)	27 (25, 28)	0 (0, 0)	0 (0, 0)	0 (0, 0)	1 (0, 1)	76 (44, 114)	77 (52, 103)	6 (3, 9)	160 (116, 210)	1.2 (0.7, 1.9)	8.9 (6.1, 11.8)	0.4 (0.2, 0.7)	1.9 (1.4, 2.5)
Seychelles	Men	Ages 65 and older	0.00506	0.3 (0.1, 0.4)	25 (23, 27)	0 (0, 0)	0 (0, 0)	0 (0, 0)	1 (0, 1)	154 (94, 216)	196 (136, 259)	15 (9, 21)	365 (270, 463)	0.6 (0.4, 0.9)	5.0 (3.5, 6.6)	0.3 (0.1, 0.4)	1.1 (0.8, 1.4)
Seychelles	Men	Overall	0.0152	0.4 (0.1, 0.7)	26 (24, 27)	1 (0, 1)	1 (1, 1)	0 (0, 0)	1 (1, 2)	42 (26, 60)	47 (39, 56)	3 (2, 4)	92 (71, 116)	1.1 (0.7, 1.5)	7.8 (6.4, 9.2)	0.3 (0.2, 0.5)	1.7 (1.3, 2.2)
Seychelles	Both	Overall	0.031	0.4 (0.1, 0.7)	27 (25, 29)	1 (1, 1)	1 (1, 2)	0 (0, 0)	3 (2, 3)	32 (20, 46)	48 (41, 55)	3 (2, 4)	83 (65, 101)	1.0 (0.6, 1.4)	6.8 (5.8, 7.9)	0.3 (0.2, 0.5)	1.8 (1.4, 2.2)

Sierra Leone	Women	Ages 20 to 44	0.445	0.3 (0.1, 0.6)	24 (23, 25)	1 (0, 1)	10 (7, 13)	0 (0, 0)	11 (8, 14)	1 (0, 2)	14 (10, 18)	0 (0, 0)	15 (11, 19)	0.6 (0.3, 1.0)	9.8 (7.0, 12.7)	0.1 (0.1, 0.2)	4.7 (3.4, 6.0)
Sierra Leone	Women	Ages 45 to 64	0.336	0.2 (0.1, 0.3)	25 (24, 26)	2 (1, 2)	18 (12, 24)	0 (0, 0)	20 (13, 26)	5 (2, 7)	54 (35, 72)	0 (0, 1)	59 (39, 78)	0.4 (0.2, 0.6)	5.8 (3.7, 7.7)	0.1 (0.1, 0.2)	2.6 (1.7, 3.5)
Sierra Leone	Women	Ages 65 and older	0.364	0.1 (0.0, 0.2)	22 (19, 26)	1 (1, 2)	11 (6, 15)	0 (0, 0)	12 (7, 16)	19 (10, 28)	196 (115, 275)	1 (0, 2)	215 (133, 296)	0.2 (0.1, 0.4)	3.8 (2.3, 5.4)	0.2 (0.1, 0.3)	1.8 (1.1, 2.4)
Sierra Leone	Women	Overall	1.15	0.2 (0.1, 0.4)	24 (22, 25)	3 (2, 5)	39 (30, 47)	0 (0, 0)	43 (33, 51)	3 (1, 4)	34 (26, 41)	0 (0, 0)	37 (29, 45)	0.3 (0.2, 0.5)	5.6 (4.3, 6.8)	0.1 (0.1, 0.2)	2.6 (2.0, 3.1)
Sierra Leone	Men	Ages 20 to 44	0.425	0.4 (0.1, 0.6)	23 (22, 23)	1 (0, 1)	8 (6, 11)	0 (0, 0)	9 (7, 12)	1 (1, 2)	12 (8, 15)	0 (0, 0)	13 (10, 17)	0.6 (0.3, 1.0)	10.4 (7.5, 13.5)	0.1 (0.1, 0.2)	4.1 (3.1, 5.3)
Sierra Leone	Men	Ages 45 to 64	0.298	0.2 (0.1, 0.3)	23 (22, 24)	2 (1, 3)	18 (12, 24)	0 (0, 0)	20 (14, 26)	6 (3, 9)	61 (39, 81)	0 (0, 1)	67 (46, 87)	0.4 (0.2, 0.5)	5.9 (3.8, 7.8)	0.1 (0.1, 0.2)	2.6 (1.8, 3.4)
Sierra Leone	Men	Ages 65 and older	0.341	0.1 (0.0, 0.2)	22 (20, 23)	1 (1, 2)	10 (6, 14)	0 (0, 0)	11 (7, 15)	18 (9, 27)	179 (105, 247)	1 (0, 1)	198 (122, 268)	0.2 (0.1, 0.3)	3.8 (2.2, 5.3)	0.1 (0.1, 0.2)	1.6 (1.0, 2.2)
Sierra Leone	Men	Overall	1.06	0.2 (0.1, 0.4)	22 (21, 23)	4 (2, 6)	37 (28, 44)	0 (0, 0)	40 (32, 49)	3 (2, 5)	34 (27, 42)	0 (0, 0)	38 (30, 46)	0.3 (0.2, 0.5)	5.6 (4.4, 6.8)	0.1 (0.1, 0.2)	2.4 (1.9, 2.9)
Sierra Leone	Both	Overall	2.21	0.2 (0.1, 0.4)	23 (22, 24)	7 (4, 10)	76 (63, 86)	0 (0, 1)	83 (69, 95)	3 (2, 5)	34 (29, 39)	0 (0, 0)	38 (31, 43)	0.3 (0.2, 0.5)	4.6 (4.7, 6.4)	0.1 (0.1, 0.2)	2.5 (2.1, 2.8)

Singapore	Women	Ages 20 to 44	0.303	0.4 (0.3, 0.5)	22 (21, 23)	0 (0, 0)	1 (1, 1)	0 (0, 0)	1 (1, 2)	0 (0, 0)	2 (1, 2)	0 (0, 0)	2 (1, 2)	0.6 (0.3, 1.0)	9.8 (6.1, 13.3)	0.1 (0.1, 0.2)	1.4 (0.9, 1.9)
Singapore	Women	Ages 45 to 64	0.48	0.2 (0.1, 0.2)	24 (23, 25)	1 (0, 1)	5 (4, 7)	0 (0, 0)	7 (5, 8)	2 (1, 3)	11 (7, 15)	1 (0, 1)	14 (10, 18)	0.4 (0.2, 0.6)	5.9 (3.9, 7.9)	0.1 (0.0, 0.1)	1.1 (0.8, 1.4)
Singapore	Women	Ages 65 and older	0.486	0.1 (0.1, 0.2)	24 (22, 25)	3 (1, 4)	9 (7, 12)	0 (0, 1)	12 (9, 16)	17 (8, 27)	62 (43, 82)	2 (1, 4)	82 (58, 105)	0.2 (0.1, 0.3)	3.0 (2.1, 3.9)	0.1 (0.0, 0.1)	0.5 (0.4, 0.7)
Singapore	Women	Overall	1.27	0.3 (0.2, 0.3)	23 (22, 24)	3 (2, 5)	16 (12, 20)	1 (0, 1)	20 (16, 25)	3 (1, 4)	13 (10, 15)	1 (0, 1)	16 (12, 19)	0.2 (0.1, 0.3)	3.8 (2.9, 4.7)	0.1 (0.0, 0.1)	0.7 (0.5, 0.8)
Singapore	Men	Ages 20 to 44	0.276	0.5 (0.4, 0.6)	23 (23, 24)	1 (0, 1)	2 (1, 2)	0 (0, 0)	2 (2, 3)	1 (0, 2)	3 (2, 4)	0 (0, 0)	4 (3, 5)	0.7 (0.3, 1.1)	11.1 (7.3, 14.8)	0.1 (0.0, 0.1)	1.9 (1.3, 2.5)
Singapore	Men	Ages 45 to 64	0.483	0.2 (0.2, 0.3)	24 (24, 25)	3 (1, 4)	9 (6, 12)	0 (0, 0)	12 (9, 15)	5 (3, 8)	18 (12, 24)	1 (0, 1)	24 (18, 32)	0.4 (0.2, 0.6)	6.5 (4.3, 8.6)	0.1 (0.1, 0.2)	1.2 (0.9, 1.6)
Singapore	Men	Ages 65 and older	0.458	0.2 (0.1, 0.2)	23 (22, 24)	3 (2, 5)	8 (5, 11)	1 (0, 1)	12 (8, 15)	24 (12, 36)	61 (42, 81)	4 (2, 6)	89 (63, 115)	0.2 (0.1, 0.3)	3.3 (2.2, 4.4)	0.1 (0.0, 0.1)	0.5 (0.4, 0.6)
Singapore	Men	Overall	1.22	0.3 (0.2, 0.4)	24 (23, 24)	6 (3, 9)	19 (15, 22)	1 (0, 1)	26 (20, 32)	5 (3, 8)	15 (12, 18)	1 (0, 1)	21 (17, 26)	0.3 (0.1, 0.4)	4.7 (3.8, 5.7)	0.1 (0.1, 0.2)	0.8 (0.6, 0.9)
Singapore	Both	Overall	2.49	0.3 (0.2, 0.3)	23 (22, 24)	10 (5, 15)	35 (29, 40)	2 (1, 2)	46 (37, 54)	4 (2, 6)	14 (12, 16)	1 (0, 1)	18 (15, 22)	0.2 (0.1, 0.3)	4.3 (3.6, 4.9)	0.1 (0.0, 0.1)	0.7 (0.6, 0.8)

Slovakia	Women	Ages 20 to 44	0.452	0.7 (0.5, 0.8)	25 (21, 29)	1 (0, 1)	1 (1, 2)	0 (0, 0)	2 (2, 3)	1 (1, 1)	1 (1, 2)	0 (0, 1)	3 (2, 4)	1.9 (1.1, 2.8)	15.0 (10.6, 19.4)	0.4 (0.3, 0.7)	1.8 (1.4, 2.4)
Slovakia	Women	Ages 45 to 64	0.749	0.3 (0.2, 0.4)	28 (24, 32)	8 (5, 11)	9 (6, 12)	2 (1, 4)	20 (14, 25)	11 (6, 15)	12 (8, 16)	3 (2, 5)	26 (18, 34)	1.0 (0.6, 1.5)	7.9 (5.2, 10.6)	0.3 (0.2, 0.5)	1.1 (0.8, 1.5)
Slovakia	Women	Ages 65 and older	0.806	0.2 (0.2, 0.3)	26 (21, 32)	50 (28, 76)	26 (19, 33)	6 (3, 8)	82 (55, 111)	119 (66, 180)	62 (45, 78)	13 (8, 20)	195 (132, 264)	0.4 (0.2, 0.6)	3.7 (2.7, 4.7)	0.3 (0.2, 0.5)	0.5 (0.3, 0.7)
Slovakia	Women	Overall	2.01	0.4 (0.3, 0.5)	26 (22, 31)	59 (34, 88)	36 (28, 45)	8 (5, 12)	104 (73, 138)	29 (17, 44)	18 (14, 22)	4 (2, 6)	52 (36, 69)	0.4 (0.2, 0.6)	4.4 (3.4, 5.4)	0.3 (0.2, 0.5)	0.6 (0.4, 0.7)
Slovakia	Men	Ages 20 to 44	0.472	0.8 (0.6, 1.0)	26 (24, 29)	4 (2, 5)	4 (3, 6)	0 (0, 1)	9 (6, 11)	4 (3, 6)	5 (3, 7)	0 (0, 1)	10 (7, 13)	2.1 (1.3, 3.0)	16.2 (11.0, 21.3)	0.4 (0.2, 0.7)	3.2 (2.3, 4.0)
Slovakia	Men	Ages 45 to 64	0.699	0.4 (0.3, 0.5)	28 (25, 31)	27 (16, 38)	17 (12, 22)	4 (2, 6)	48 (34, 63)	39 (23, 55)	24 (17, 32)	6 (4, 8)	69 (49, 90)	1.1 (0.7, 1.5)	8.6 (5.8, 11.3)	0.3 (0.2, 0.5)	1.3 (0.9, 1.7)
Slovakia	Men	Ages 65 and older	0.646	0.3 (0.2, 0.3)	27 (24, 30)	42 (25, 63)	19 (14, 24)	5 (3, 7)	66 (46, 90)	169 (100, 254)	76 (54, 98)	19 (11, 27)	264 (183, 361)	0.5 (0.3, 0.7)	4.4 (3.2, 5.7)	0.2 (0.1, 0.2)	0.6 (0.4, 0.8)
Slovakia	Men	Overall	1.82	0.5 (0.4, 0.6)	27 (24, 30)	73 (43, 107)	40 (33, 49)	9 (6, 13)	123 (89, 163)	40 (24, 59)	22 (18, 27)	5 (3, 7)	68 (49, 90)	0.6 (0.4, 0.9)	6.2 (5.0, 7.5)	0.2 (0.1, 0.3)	0.8 (0.6, 1.1)
Slovakia	Both	Overall	3.82	0.5 (0.4, 0.6)	27 (23, 30)	132 (79, 190)	77 (66, 89)	18 (11, 25)	227 (164, 297)	35 (21, 50)	20 (17, 23)	5 (3, 7)	59 (43, 78)	0.5 (0.3, 0.7)	5.2 (4.4, 6.0)	0.3 (0.2, 0.4)	0.7 (0.5, 0.9)

Slovenia	Women	Ages 20 to 44	0.144	0.5 (0.4, 0.6)	25 (22, 29)	0 (0, 0)	0 (0, 0)	0 (0, 0)	0 (0, 0)	0 (0, 0)	1 (0, 1)	0 (0, 0)	1 (1, 1)	1.6 (0.9, 2.5)	12.3 (8.6, 16.1)	0.3 (0.2, 0.5)	1.1 (0.8, 1.5)
Slovenia	Women	Ages 45 to 64	0.286	0.2 (0.2, 0.3)	28 (24, 32)	1 (0, 1)	2 (1, 2)	1 (0, 1)	3 (2, 4)	3 (2, 4)	6 (4, 8)	2 (1, 3)	11 (8, 14)	0.9 (0.6, 1.3)	7.0 (4.6, 9.2)	0.3 (0.2, 0.4)	0.9 (0.6, 1.1)
Slovenia	Women	Ages 65 and older	0.351	0.2 (0.1, 0.2)	27 (21, 32)	12 (6, 18)	11 (8, 14)	2 (1, 3)	25 (18, 33)	57 (31, 87)	53 (39, 66)	11 (7, 17)	121 (86, 159)	0.3 (0.2, 0.5)	2.9 (2.1, 3.6)	0.3 (0.1, 0.4)	0.5 (0.3, 0.6)
Slovenia	Women	Overall	0.781	0.3 (0.2, 0.4)	27 (22, 31)	13 (7, 19)	13 (10, 16)	3 (2, 4)	28 (21, 37)	16 (9, 24)	16 (13, 20)	4 (2, 6)	36 (26, 47)	0.3 (0.2, 0.5)	3.2 (2.5, 3.9)	0.3 (0.2, 0.4)	0.5 (0.4, 0.7)
Slovenia	Men	Ages 20 to 44	0.16	0.6 (0.4, 0.7)	27 (24, 29)	0 (0, 1)	0 (0, 1)	0 (0, 0)	1 (1, 1)	1 (1, 2)	1 (1, 2)	0 (0, 0)	3 (2, 4)	1.7 (1.0, 2.4)	13.6 (9.1, 17.7)	0.3 (0.2, 0.5)	2.0 (1.4, 2.6)
Slovenia	Men	Ages 45 to 64	0.293	0.3 (0.2, 0.3)	29 (26, 31)	4 (2, 5)	4 (3, 5)	1 (0, 1)	9 (6, 11)</								

Somalia	Both	Overall	3.41	0.2 (0.1, 0.4)	22 (19, 26)	12 (6, 18)	117 (99, 135)	2 (1, 3)	131 (110, 152)	3 (2, 5)	34 (29, 40)	1 (0, 1)	38 (32, 44)	0.3 (0.1, 0.4)	4.8 (4.0, 5.5)	0.2 (0.1, 0.3)	1.8 (1.5, 2.1)
South Africa	Women	Ages 20 to 44	4.16	0.9 (0.3, 1.6)	28 (27, 29)	37 (20, 60)	342 (250, 424)	6 (3, 9)	384 (290, 471)	5 (3, 8)	48 (35, 59)	1 (0, 1)	54 (41, 66)	3.3 (1.7, 5.3)	19.6 (14.4, 24.4)	0.9 (0.3, 1.3)	12.9 (9.8, 15.9)
South Africa	Women	Ages 45 to 64	4.21	0.5 (0.1, 0.8)	32 (31, 33)	61 (33, 94)	720 (495, 960)	12 (7, 18)	793 (563, 1037)	14 (8, 22)	171 (118, 228)	3 (2, 4)	188 (134, 246)	1.5 (0.8, 2.4)	9.7 (6.6, 12.9)	0.6 (0.4, 0.9)	7.4 (5.3, 9.7)
South Africa	Women	Ages 65 and older	4.41	0.3 (0.1, 0.6)	29 (28, 30)	113 (67, 165)	820 (556, 1083)	15 (9, 22)	948 (672, 1223)	79 (47, 115)	432 (388, 757)	11 (6, 16)	662 (469, 855)	0.7 (0.4, 1.1)	5.2 (3.6, 6.9)	0.5 (0.3, 0.8)	3.3 (2.3, 4.2)
South Africa	Women	Overall	12.8	0.6 (0.2, 1.0)	29 (29, 30)	211 (126, 304)	1882 (1516, 2251)	34 (20, 47)	2126 (1735, 2528)	16 (10, 24)	147 (119, 176)	3 (2, 4)	166 (136, 198)	1.0 (0.6, 1.5)	7.6 (6.1, 9.1)	0.6 (0.4, 0.9)	5.0 (4.1, 5.9)
South Africa	Men	Ages 20 to 44	4.5	3.6 (2.1, 5.6)	26 (25, 27)	36 (21, 56)	302 (217, 385)	4 (3, 6)	342 (252, 429)	5 (3, 7)	40 (28, 50)	1 (0, 1)	45 (33, 56)	2.9 (1.7, 4.5)	19.9 (14.3, 25.3)	1.0 (0.6, 1.5)	13.3 (9.8, 16.7)
South Africa	Men	Ages 45 to 64	3.64	1.0 (0.1, 0.8)	29 (28, 30)	92 (56, 138)	726 (509, 952)	21 (12, 32)	840 (609, 1070)	25 (15, 38)	199 (140, 261)	6 (3, 9)	230 (167, 294)	1.5 (0.9, 2.2)	10.2 (7.2, 13.4)	1.0 (0.6, 1.5)	6.4 (4.7, 8.2)
South Africa	Men	Ages 65 and older	4.03	0.4 (0.1, 0.6)	28 (27, 28)	73 (44, 105)	431 (299, 572)	15 (9, 21)	519 (380, 663)	82 (49, 117)	483 (336, 641)	16 (10, 23)	581 (426, 742)	1.8 (0.5, 1.1)	5.8 (4.0, 7.7)	0.7 (0.4, 1.0)	3.2 (2.4, 4.1)
South Africa	Men	Overall	12.2	0.6 (0.2, 1.1)	27 (26, 28)	201 (123, 288)	1460 (1183, 1740)	40 (24, 58)	1701 (1391, 2029)	16 (10, 24)	120 (97, 143)	3 (2, 5)	140 (114, 167)	1.2 (0.7, 1.7)	9.1 (7.4, 10.8)	0.9 (0.5, 1.2)	5.4 (4.4, 6.4)
South Africa	Both	Overall	25	0.6 (0.2, 1.1)	28 (28, 29)	412 (251, 587)	3341 (2870, 3799)	74 (45, 104)	3827 (3277, 4405)	16 (10, 24)	134 (115, 152)	3 (2, 4)	153 (131, 176)	1.1 (0.7, 1.6)	8.2 (7.0, 9.3)	0.7 (0.4, 1.0)	5.1 (4.4, 5.9)
Spain	Women	Ages 20 to 44	3.31	0.4 (0.3, 0.4)	24 (23, 25)	2 (2, 3)	4 (3, 6)	2 (1, 2)	8 (6, 10)	0 (0, 0)	1 (0, 1)	0 (0, 0)	1 (1, 1)	1.1 (0.7, 1.5)	10.0 (6.4, 13.2)	0.2 (0.1, 0.3)	0.8 (0.6, 1.0)
Spain	Women	Ages 45 to 64	5.75	0.2 (0.1, 0.2)	29 (28, 30)	10 (6, 14)	24 (16, 33)	9 (5, 13)	43 (31, 56)	2 (1, 2)	4 (3, 6)	2 (1, 2)	7 (5, 10)	0.8 (0.5, 1.1)	5.9 (3.8, 8.0)	0.2 (0.1, 0.3)	0.7 (0.5, 0.9)
Spain	Women	Ages 65 and older	8.12	0.1 (0.1, 0.1)	29 (28, 30)	134 (69, 210)	290 (203, 376)	35 (20, 51)	459 (341, 591)	30 (15, 47)	65 (45, 84)	8 (4, 11)	102 (76, 132)	0.2 (0.1, 0.4)	2.2 (1.6, 2.9)	0.2 (0.1, 0.3)	0.6 (0.4, 0.7)
Spain	Women	Overall	17.2	0.2 (0.2, 0.3)	27 (26, 28)	147 (79, 226)	319 (233, 403)	45 (27, 65)	511 (386, 652)	9 (5, 13)	19 (14, 23)	3 (2, 4)	30 (22, 38)	0.3 (0.1, 0.4)	2.4 (1.7, 3.0)	0.2 (0.1, 0.3)	0.6 (0.4, 0.7)
Spain	Men	Ages 20 to 44	3.51	0.4 (0.3, 0.5)	26 (26, 27)	12 (7, 17)	11 (7, 14)	1 (1, 2)	24 (17, 31)	2 (1, 2)	1 (1, 2)	0 (0, 0)	3 (2, 4)	1.3 (0.8, 1.9)	10.8 (6.9, 14.4)	0.3 (0.2, 0.4)	1.7 (1.2, 2.2)
Spain	Men	Ages 45 to 64	5.6	0.2 (0.1, 0.2)	29 (28, 30)	41 (25, 58)	54 (36, 73)	13 (8, 20)	109 (78, 139)	7 (4, 10)	10 (6, 13)	2 (1, 3)	19 (14, 25)	0.8 (0.5, 1.1)	6.1 (4.0, 8.1)	0.2 (0.1, 0.4)	1.1 (0.8, 1.3)
Spain	Men	Ages 65 and older	7.14	0.1 (0.1, 0.2)	28 (28, 29)	116 (66, 170)	209 (158, 262)	37 (23, 53)	362 (266, 449)	35 (20, 51)	63 (48, 79)	11 (7, 16)	110 (80, 136)	0.3 (0.2, 0.4)	2.6 (2.0, 3.3)	0.1 (0.1, 0.2)	0.6 (0.4, 0.7)
Spain	Men	Overall	16.2	0.2 (0.2, 0.3)	28 (27, 29)	168 (101, 241)	274 (217, 331)	52 (32, 74)	495 (370, 608)	10 (6, 15)	17 (13, 20)	3 (2, 5)	30 (23, 37)	0.4 (0.2, 0.5)	3.1 (2.4, 3.7)	0.2 (0.1, 0.2)	0.7 (0.5, 0.8)
Spain	Both	Overall	33.4	0.2 (0.2, 0.3)	27 (27, 28)	315 (188, 450)	593 (494, 696)	98 (60, 140)	1006 (779, 1226)	9 (6, 13)	18 (15, 21)	3 (2, 4)	30 (23, 37)	0.3 (0.2, 0.4)	2.6 (2.2, 3.1)	0.2 (0.1, 0.3)	0.6 (0.5, 0.8)
Sri Lanka	Women	Ages 20 to 44	1.69	0.9 (0.7, 1.1)	23 (22, 24)	3 (2, 5)	20 (14, 25)	0 (0, 1)	23 (17, 29)	1 (0, 2)	6 (4, 8)	0 (0, 0)	7 (5, 9)	1.1 (0.6, 1.8)	17.0 (11.9, 21.9)	0.3 (0.2, 0.5)	4.6 (3.3, 5.8)
Sri Lanka	Women	Ages 45 to 64	2.31	0.5 (0.4, 0.6)	24 (23, 25)	11 (6, 16)	100 (67, 136)	2 (1, 2)	113 (77, 147)	5 (2, 7)	43 (29, 59)	1 (0, 1)	49 (33, 64)	0.6 (0.3, 0.9)	8.9 (6.0, 12.1)	0.3 (0.1, 0.5)	3.4 (2.3, 4.4)
Sri Lanka	Women	Ages 65 and older	2.39	0.3 (0.3, 0.4)	22 (19, 25)	29 (15, 45)	268 (190, 341)	2 (1, 3)	299 (218, 377)	31 (16, 49)	289 (205, 367)	2 (1, 3)	321 (235, 408)	0.2 (0.1, 0.4)	3.9 (2.8, 4.9)	0.2 (0.1, 0.4)	1.6 (1.2, 2.1)
Sri Lanka	Women	Overall	6.4	0.6 (0.4, 0.7)	23 (21, 25)	42 (22, 65)	388 (308, 470)	4 (2, 6)	434 (346, 525)	7 (3, 10)	61 (48, 73)	1 (0, 1)	68 (54, 82)	0.3 (0.2, 0.4)	4.4 (3.8, 5.8)	0.3 (0.1, 0.4)	2.0 (1.6, 2.4)
Sri Lanka	Men	Ages 20 to 44	1.68	0.9 (0.7, 1.2)	22 (21, 23)	10 (5, 16)	45 (28, 59)	0 (0, 0)	55 (38, 71)	3 (2, 5)	14 (9, 19)	0 (0, 0)	18 (12, 23)	1.1 (0.6, 1.7)	17.0 (10.7, 22.6)	0.4 (0.2, 0.7)	4.6 (3.2, 5.9)
Sri Lanka	Men	Ages 45 to 64	2.14	0.5 (0.4, 0.6)	22 (21, 23)	36 (18, 55)	212 (142, 284)	1 (1, 2)	250 (179, 327)	17 (9, 26)	99 (66, 133)	1 (0, 1)	117 (84, 153)	0.6 (0.3, 0.9)	9.3 (6.2, 12.5)	0.4 (0.2, 0.7)	3.0 (2.1, 3.9)
Sri Lanka	Men	Ages 65 and older	2.18	0.4 (0.3, 0.4)	21 (19, 23)	32 (16, 48)	255 (167, 341)	1 (1, 2)	288 (196, 378)	41 (21, 62)	330 (216, 440)	2 (1, 3)	373 (253, 489)	0.2 (0.1, 0.3)	2.9 (1.9, 3.9)	0.3 (0.1, 0.4)	1.2 (0.8, 1.6)
Sri Lanka	Men	Overall	6	0.6 (0.5, 0.8)	22 (21, 23)	78 (40, 120)	512 (394, 629)	3 (1, 5)	593 (462, 725)	13 (7, 20)	85 (66, 105)	0 (0, 1)	99 (77, 121)	0.3 (0.2, 0.5)	4.6 (3.5, 5.6)	0.3 (0.2, 0.5)	1.8 (1.4, 2.2)
Sri Lanka	Both	Overall	12.4	0.6 (0.4, 0.7)	22 (21, 24)	121 (62, 184)	900 (755, 1046)	7 (3, 10)	1027 (851, 1192)	10 (5, 15)	73 (61, 84)	1 (0, 1)	83 (69, 96)	0.3 (0.2, 0.5)	4.6 (3.9, 5.4)	0.3 (0.1, 0.4)	1.8 (1.5, 2.1)
Sudan	Women	Ages 20 to 44	3.19	0.7 (0.2, 1.3)	23 (19, 26)	2 (1, 3)	18 (14, 23)	1 (0, 1)	21 (15, 26)	0 (0, 0)	3 (3, 4)	0 (0, 0)	4 (3, 5)	1.1 (0.5, 1.8)	15.2 (11.2, 19.3)	0.2 (0.1, 0.4)	4.1 (3.1, 5.1)
Sudan	Women	Ages 45 to 64	2.54	0.4 (0.1, 0.6)	24 (20, 28)	7 (3, 11)	71 (46, 96)	2 (1, 4)	80 (55, 107)	3 (1, 4)	28 (18, 38)	1 (0, 1)	32 (22, 42)	0.5 (0.3, 0.8)	7.7 (5.0, 10.4)	0.2 (0.1, 0.3)	2.6 (1.7, 3.4)
Sudan	Women	Ages 65 and older	3.09	0.3 (0.1, 0.4)	23 (18, 28)	14 (7, 22)	108 (71, 146)	2 (1, 3)	124 (86, 164)	17 (9, 27)	130 (86, 175)	2 (1, 4)	149 (103, 197)	0.3 (0.1, 0.4)	4.3 (2.8, 5.8)	0.2 (0.1, 0.3)	1.5 (1.0, 1.9)
Sudan	Women	Overall	8.83	0.5 (0.1, 0.8)	23 (19, 28)	23 (12, 35)	198 (151, 242)	5 (3, 8)	225 (177, 275)	3 (1, 4)	22 (17, 27)	1 (0, 1)	26 (20, 31)	0.3 (0.2, 0.5)	5.5 (4.2, 6.7)	0.2 (0.1, 0.3)	1.9 (1.5, 2.3)
Sudan	Men	Ages 20 to 44	3.25	0.8 (0.2, 1.4)	22 (20, 25)	4 (2, 6)	64 (46, 82)	1 (0, 1)	69 (50, 87)	1 (0, 1)	12 (8, 15)	0 (0, 0)	12 (9, 16)	1.1 (0.6, 1.7)	16.5 (11.8, 21.0)	0.5 (0.3, 0.8)	9.6 (7.0, 12.1)
Sudan	Men	Ages 45 to 64	2.46	0.4 (0.1, 0.7)	23 (20, 26)	8 (4, 12)	114 (74, 154)	3 (2, 5)	126 (84, 166)	3 (2, 5)	47 (30, 63)	1 (0, 2)	51 (34, 67)	0.5 (0.3, 0.8)	8.2 (5.3, 11.0)	0.4 (0.2, 0.7)	3.7 (2.5, 4.9)
Sudan	Men	Ages 65 and older	2.99	0.3 (0.1, 0.5)	22 (19, 25)	11 (6, 17)	120 (81, 163)	3 (1, 4)	133 (94, 177)	15 (8, 23)	166 (113, 226)	4 (2, 6)	185 (131, 246)	0.2 (0.1, 0.4)	4.6 (3.1, 6.3)	0.3 (0.2, 0.6)	1.9 (1.3, 2.5)
Sudan	Men	Overall	8.7	0.5 (0.2, 0.9)	22 (20, 25)	23 (12, 35)	298 (237, 361)	7 (3, 10)	328 (261, 393)	3 (1, 4)	34 (27, 41)	1 (0, 1)	38 (30, 45)	0.4 (0.2, 0.5)	6.8 (4.4, 8.2)	0.3 (0.2, 0.6)	2.9 (2.3, 3.5)
Sudan	Both	Overall	17.5	0.5 (0.2, 0.8)	23 (19, 26)	46 (24, 69)	496 (416, 573)	11 (6, 17)	553 (464, 642)	3 (1, 4)	28 (24, 33)	1 (0, 1)	32 (26, 37)	0.3 (0.2, 0.5)	6.2 (5.2, 7.2)	0.3 (0.2, 0.4)	2.4 (2.0, 2.7)
Suriname	Women	Ages 20 to 44	0.0395	1.4 (0.4, 2.3)	27 (23, 30)	0 (0, 0)	2 (1, 2)	0 (0, 0)	2 (1, 2)	3 (2, 4)	21 (15, 27)	1 (1, 1)	25 (19, 32)	3.5 (2.1, 5.1)	23.7 (16.8, 30.1)	1.1 (0.6, 1.7)	10.1 (7.5, 12.8)
Suriname	Women	Ages 45 to 64	0.0484	0.7 (0.2, 1.1)	30 (26, 33)	1 (1, 1)	5 (4, 7)	0 (0, 0)	6 (5, 8)	18 (11, 26)	105 (74, 138)	3 (2, 4)	126 (93, 162)	1.8 (1.1, 2.6)	12.5 (8.8, 16.5)	0.6 (0.4, 1.0)	6.0 (4.4, 7.7)
Suriname	Women	Ages 65 and older	0.0558	0.5 (0.2, 0.8)	28 (23, 33)	2 (1, 3)	7 (5, 9)	0 (0, 0)	10 (7, 12)	107 (64, 154)	379 (282, 480)	14 (8, 21)	500 (386, 628)	0.7 (0.4, 1.0)	5.6 (4.2, 7.1)	0.5 (0.3, 0.8)	2.1 (1.7, 2.7)
Suriname	Women	Overall	0.144	0.9 (0.3, 1.4)	28 (24, 32)	3 (2, 4)	14 (11, 17)	0 (0, 1)	18 (14, 21)	22 (13, 31)	98 (79, 117)	3 (2, 5)	123 (100, 147)	0.9 (0.5, 1.3)	7.9 (6.4, 9.5)	0.6 (0.4, 0.9)	3.1 (2.5, 3.7)
Suriname	Men	Ages 20 to 44	0.0411	1.5 (0.4, 2.5)	25 (22, 28)	0 (0, 1)	2 (2, 3)	0 (0, 0)	3 (2, 3)	6 (4, 8)	27 (19, 33)	0 (0, 1)	33 (25, 41)	3.5 (2.1, 5.1)	25.3 (18.2, 31.8)	0.6 (0.3, 1.0)	10.8 (8.2, 13.4)
Suriname	Men	Ages 45 to 64	0.0473	0.7 (0.2, 1.2)	27 (24, 29)	2 (1, 2)	5 (3, 6)	0 (0, 0)	7 (5, 8)	33 (20, 48)	105 (73, 135)	2 (1, 3)	141 (102, 179)	1.8 (1.1, 2.5)	13.2 (9.1, 16.9)	0.4 (0.2, 0.7)	5.0 (3.6, 6.4)
Suriname	Men	Ages 65 and older	0.0529	0.5 (0.2, 0.9)	25 (22, 29)	2 (1, 2)	5 (3, 6)	0 (0, 0)	6 (5, 8)	111 (70, 154)	314 (223, 400)	7 (4, 10)	432 (320, 533)	0.7 (0.5, 1.0)	6.6 (4.7, 8.4)	0.2 (0.1, 0.4)	2.1 (1.5, 2.5)
Suriname	Men	Overall	0.141	0.9 (0.3, 1.6)	26 (23, 28)	4 (2, 5)	12 (9, 14)	0 (0, 0)	16 (12, 18)	26 (16, 36)	82 (66, 97)	2 (1, 2)	110 (88, 130)	1.1 (0.7, 1.6)	10.1 (8.1, 11.9)	0.3 (0.2, 0.5)	3.4 (2.7, 4.0)
Suriname	Both	Overall	0.285	0.9 (0.3, 1.5)	27 (23, 30)	7 (4, 10)	26 (22, 29)	1 (0, 1)	33 (28, 39)	24 (15, 33)	90 (77, 102)	2 (2, 4)	116 (97, 137)	1.0 (0.6, 1.4)	8.8 (7.4, 9.9)	0.5 (0.3, 0.7)	3.2 (2.7, 3.8)
Swaziland	Women	Ages 20 to 44	0.0899	1.0 (0.3, 1.8)	27 (26, 28)	1 (1, 2)	10 (8, 12)	0 (0, 0)	11 (9, 14)	9 (5, 14)	71 (54, 87)	1 (1, 1)	81 (63, 98)	3.2 (1.7, 5.1)	21.5 (16.2, 26.1)	0.9 (0.6, 1.3)	13.4 (10.4, 16.2)
Swaziland	Women	Ages 45 to 64	0.0676	0.5 (0.1, 0.9)	31 (29, 32)	2 (1, 3)	19 (13, 26)	0 (0, 1)	21 (15, 28)	28 (15, 42)	284 (197, 378)	5 (3, 8)	317 (225, 416)	1.6 (0.9, 2.4)	9.9 (6.9, 13.2)	0.7 (0.4, 1.0)	7.3 (5.2, 9.5)
Swaziland	Women	Ages 65 and older	0.0726	0.4 (0.1, 0.6)	29 (25, 32)	3 (2, 4)	21 (14, 27)	0 (0, 1)	24 (17, 31)	133 (79, 191)	899 (608, 1181)	18 (10, 26)	1050 (750, 1360)	0.8 (0.5, 1.1)	5.8 (3.9, 7.6)	0.6 (0.3, 0.9)	3.5 (2.5, 4.5)
Swaziland	Women	Overall	0.23	0.7 (0.2, 1.1)	28 (26, 31)	6 (4, 9)	50 (40, 60)	1 (1, 1)	57 (46, 68)	27 (16, 38)	216 (173, 260)	4 (2, 5)	247 (200, 295)	1.1 (0.7			

Switzerland	Men	Ages 45 to 64	1.07	0.1 (0.1, 0.2)	28 (26, 29)	6 (4, 9)	10 (7, 14)	2 (1, 3)	19 (14, 24)	6 (4, 8)	10 (6, 13)	2 (1, 3)	18 (13, 22)	0.7 (0.4, 1.0)	5.7 (3.7, 7.5)	0.3 (0.1, 0.4)	1.1 (0.8, 1.4)
Switzerland	Men	Ages 65 and older	1.15	0.1 (0.1, 0.1)	28 (26, 30)	22 (12, 34)	36 (27, 45)	6 (3, 8)	64 (46, 81)	39 (21, 60)	63 (47, 79)	10 (6, 14)	112 (81, 141)	0.3 (0.2, 0.4)	2.6 (1.9, 3.2)	0.2 (0.1, 0.3)	0.6 (0.4, 0.7)
Switzerland	Men	Overall	2.69	0.2 (0.2, 0.2)	27 (25, 28)	30 (17, 44)	48 (38, 58)	8 (5, 11)	85 (64, 106)	11 (6, 16)	18 (14, 22)	3 (2, 4)	32 (24, 39)	0.3 (0.2, 0.5)	3.0 (2.4, 3.6)	0.2 (0.1, 0.3)	0.6 (0.5, 0.8)
Switzerland	Both	Overall	5.57	0.2 (0.1, 0.2)	26 (24, 28)	57 (32, 85)	96 (79, 112)	16 (9, 22)	168 (129, 210)	10 (6, 15)	17 (14, 20)	3 (2, 4)	30 (23, 38)	0.3 (0.2, 0.4)	2.6 (2.1, 3.0)	0.2 (0.1, 0.3)	0.5 (0.4, 0.7)
Syrian Arab Republic	Women	Ages 20 to 44	1.54	0.8 (0.2, 1.3)	27 (26, 28)	14 (9, 20)	9 (7, 11)	0 (0, 1)	24 (17, 30)	5 (3, 8)	3 (2, 4)	0 (0, 0)	9 (6, 11)	2.1 (1.3, 3.1)	17.1 (12.8, 21.5)	0.5 (0.3, 0.8)	2.8 (2.0, 3.6)
Syrian Arab Republic	Women	Ages 45 to 64	1.3	0.4 (0.1, 0.7)	31 (30, 33)	26 (16, 37)	24 (16, 32)	1 (1, 1)	51 (38, 66)	20 (12, 29)	19 (13, 25)	1 (0, 1)	40 (29, 51)	1.2 (0.7, 1.7)	9.3 (6.2, 12.1)	0.4 (0.2, 0.6)	1.9 (1.4, 2.4)
Syrian Arab Republic	Women	Ages 65 and older	1.58	0.3 (0.1, 0.5)	30 (26, 33)	44 (25, 63)	30 (21, 38)	1 (1, 1)	74 (53, 98)	102 (59, 147)	70 (49, 90)	2 (1, 3)	174 (125, 229)	0.5 (0.3, 0.8)	4.6 (3.2, 5.9)	0.4 (0.2, 0.6)	0.8 (0.6, 1.1)
Syrian Arab Republic	Women	Overall	4.42	0.5 (0.2, 0.9)	29 (27, 31)	84 (51, 118)	63 (51, 75)	2 (1, 3)	149 (110, 190)	19 (12, 27)	14 (12, 17)	1 (0, 1)	34 (25, 43)	0.8 (0.5, 1.1)	6.5 (5.3, 7.8)	0.4 (0.3, 0.6)	1.2 (0.9, 1.5)
Syrian Arab Republic	Men	Ages 20 to 44	1.49	0.8 (0.3, 1.4)	26 (25, 27)	32 (20, 45)	15 (11, 19)	0 (0, 0)	47 (34, 61)	12 (8, 17)	6 (4, 7)	0 (0, 0)	18 (13, 23)	2.2 (1.4, 3.2)	18.7 (14.0, 23.5)	0.3 (0.2, 0.5)	2.8 (2.1, 3.7)
Syrian Arab Republic	Men	Ages 45 to 64	1.31	0.4 (0.1, 0.7)	28 (27, 30)	53 (32, 76)	25 (17, 33)	1 (0, 1)	79 (54, 106)	41 (25, 58)	19 (13, 26)	0 (0, 1)	61 (42, 81)	1.2 (0.7, 1.7)	9.4 (6.4, 12.4)	0.3 (0.2, 0.4)	1.5 (1.1, 2.0)
Syrian Arab Republic	Men	Ages 65 and older	1.5	0.3 (0.1, 0.5)	27 (25, 29)	55 (32, 77)	27 (19, 35)	1 (0, 1)	83 (58, 108)	145 (86, 205)	73 (51, 93)	2 (1, 3)	220 (154, 287)	0.6 (0.3, 0.8)	4.9 (3.5, 6.2)	0.2 (0.1, 0.4)	0.8 (0.5, 1.0)
Syrian Arab Republic	Men	Overall	4.29	0.5 (0.2, 0.9)	27 (25, 29)	140 (85, 196)	68 (55, 80)	2 (1, 2)	209 (150, 272)	33 (20, 46)	16 (13, 19)	0 (0, 1)	49 (35, 63)	0.9 (0.6, 1.3)	7.4 (6.1, 8.8)	0.3 (0.2, 0.4)	1.2 (0.8, 1.5)
Syrian Arab Republic	Both	Overall	8.71	0.5 (0.2, 0.9)	28 (26, 30)	224 (135, 314)	131 (113, 149)	4 (2, 5)	359 (257, 459)	26 (16, 36)	15 (13, 17)	0 (0, 1)	41 (30, 53)	0.9 (0.5, 1.2)	7.0 (6.0, 7.9)	0.4 (0.2, 0.5)	1.2 (0.8, 1.5)
Taiwan	Women	Ages 20 to 44	1.94	1.1 (0.8, 1.3)	22 (21, 23)	1 (1, 2)	20 (14, 26)	1 (0, 1)	22 (16, 28)	0 (0, 0)	5 (4, 7)	0 (0, 0)	6 (4, 8)	1.2 (0.6, 1.9)	17.3 (11.9, 22.5)	0.2 (0.1, 0.3)	4.0 (2.9, 5.2)
Taiwan	Women	Ages 45 to 64	3.11	0.5 (0.4, 0.6)	24 (23, 25)	5 (2, 7)	133 (85, 182)	3 (1, 5)	141 (93, 189)	1 (1, 2)	43 (27, 58)	1 (0, 1)	45 (30, 61)	0.6 (0.3, 1.0)	9.2 (5.9, 12.6)	0.2 (0.1, 0.3)	4.1 (2.7, 5.5)
Taiwan	Women	Ages 65 and older	3.12	0.4 (0.3, 0.5)	24 (23, 25)	22 (11, 36)	374 (271, 471)	4 (2, 6)	401 (297, 503)	17 (8, 28)	291 (211, 366)	3 (1, 4)	311 (231, 391)	0.2 (0.1, 0.3)	4.1 (3.0, 5.1)	0.1 (0.1, 0.2)	2.1 (1.6, 2.7)
Taiwan	Women	Overall	8.17	0.7 (0.5, 0.8)	23 (22, 24)	28 (14, 43)	528 (415, 641)	7 (4, 11)	563 (449, 682)	3 (2, 5)	65 (51, 78)	1 (0, 1)	69 (55, 83)	0.2 (0.1, 0.4)	4.9 (3.9, 6.0)	0.1 (0.1, 0.2)	2.5 (2.0, 3.0)
Taiwan	Men	Ages 20 to 44	1.97	1.1 (0.8, 1.4)	24 (24, 25)	6 (3, 9)	62 (39, 83)	2 (1, 2)	69 (45, 89)	1 (1, 2)	16 (10, 22)	0 (0, 1)	18 (12, 23)	1.3 (0.6, 1.9)	18.6 (11.7, 24.9)	0.4 (0.2, 0.7)	7.0 (4.6, 9.1)
Taiwan	Men	Ages 45 to 64	3.06	0.5 (0.4, 0.7)	25 (24, 26)	26 (17, 35)	250 (171, 328)	11 (8, 15)	287 (205, 368)	8 (5, 11)	82 (56, 107)	4 (2, 5)	94 (67, 120)	1.0 (0.7, 1.4)	10.3 (7.1, 13.5)	0.5 (0.3, 0.7)	4.6 (3.3, 6.0)
Taiwan	Men	Ages 65 and older	3.01	0.4 (0.3, 0.5)	24 (23, 25)	28 (14, 45)	335 (244, 427)	9 (4, 13)	372 (273, 466)	24 (12, 38)	283 (206, 360)	7 (4, 11)	314 (230, 393)	0.2 (0.1, 0.4)	4.5 (3.3, 5.7)	0.1 (0.1, 0.2)	1.8 (1.3, 2.2)
Taiwan	Men	Overall	8.05	0.7 (0.5, 0.9)	24 (24, 25)	59 (37, 83)	647 (520, 775)	21 (14, 30)	728 (588, 869)	7 (5, 10)	80 (65, 96)	3 (2, 4)	90 (73, 108)	0.4 (0.3, 0.6)	6.3 (5.1, 7.6)	0.3 (0.2, 0.4)	2.6 (2.1, 3.1)
Taiwan	Both	Overall	16.2	0.7 (0.5, 0.9)	24 (23, 25)	87 (53, 125)	1175 (1006, 1345)	29 (18, 41)	1291 (1110, 1475)	5 (3, 8)	72 (62, 83)	2 (1, 3)	80 (68, 91)	0.3 (0.2, 0.5)	5.6 (4.8, 6.4)	0.2 (0.1, 0.3)	2.5 (2.2, 2.9)
Tajikistan	Women	Ages 20 to 44	0.504	0.2 (0.0, 0.3)	23 (20, 25)	1 (0, 1)	5 (3, 6)	0 (0, 0)	6 (4, 7)	1 (0, 1)	6 (4, 7)	0 (0, 0)	7 (5, 8)	0.5 (0.2, 0.7)	7.7 (5.6, 10.1)	0.1 (0.1, 0.2)	1.6 (1.2, 2.1)
Tajikistan	Women	Ages 45 to 64	0.437	0.1 (0.0, 0.1)	25 (22, 28)	6 (4, 8)	13 (9, 17)	1 (0, 1)	20 (15, 25)	14 (8, 19)	30 (21, 39)	2 (1, 2)	45 (33, 57)	0.7 (0.4, 0.9)	5.3 (3.7, 6.9)	0.3 (0.2, 0.5)	1.4 (1.1, 1.8)
Tajikistan	Women	Ages 65 and older	0.504	0.1 (0.0, 0.1)	24 (19, 30)	6 (3, 10)	7 (5, 9)	0 (0, 0)	13 (9, 18)	45 (23, 71)	52 (34, 69)	2 (1, 3)	99 (68, 134)	0.2 (0.1, 0.2)	2.8 (1.9, 3.8)	0.2 (0.1, 0.3)	0.2 (0.2, 0.3)
Tajikistan	Women	Overall	1.44	0.2 (0.0, 0.2)	24 (20, 28)	13 (9, 17)	25 (20, 30)	1 (1, 2)	39 (31, 46)	9 (6, 12)	17 (14, 21)	1 (1, 1)	27 (22, 32)	0.1 (0.1, 0.3)	4.5 (3.6, 5.4)	0.2 (0.2, 0.3)	0.5 (0.4, 0.6)
Tajikistan	Men	Ages 20 to 44	0.464	0.2 (0.1, 0.3)	23 (21, 26)	2 (1, 2)	7 (5, 9)	0 (0, 0)	9 (7, 11)	2 (1, 3)	9 (7, 12)	0 (0, 0)	11 (8, 14)	0.5 (0.2, 0.7)	7.9 (5.6, 10.2)	0.1 (0.1, 0.2)	1.9 (1.4, 2.4)
Tajikistan	Men	Ages 45 to 64	0.39	0.1 (0.0, 0.1)	25 (22, 27)	5 (3, 8)	16 (11, 21)	0 (0, 1)	21 (15, 27)	13 (7, 20)	40 (27, 53)	1 (0, 1)	54 (38, 70)	0.3 (0.2, 0.4)	5.0 (3.4, 6.6)	0.2 (0.1, 0.3)	0.9 (0.7, 1.2)
Tajikistan	Men	Ages 65 and older	0.421	0.1 (0.0, 0.1)	24 (20, 27)	6 (3, 9)	7 (4, 9)	0 (0, 1)	13 (9, 17)	57 (29, 88)	66 (41, 92)	3 (2, 5)	126 (86, 168)	0.2 (0.1, 0.2)	3.1 (1.9, 4.3)	0.2 (0.1, 0.3)	0.3 (0.2, 0.4)
Tajikistan	Men	Overall	1.28	0.1 (0.0, 0.2)	24 (21, 27)	12 (6, 19)	30 (23, 36)	1 (0, 1)	43 (34, 53)	10 (5, 15)	23 (18, 28)	1 (0, 1)	34 (26, 42)	0.2 (0.1, 0.3)	4.8 (3.7, 5.7)	0.2 (0.1, 0.3)	0.6 (0.5, 0.7)
Tajikistan	Both	Overall	2.72	0.1 (0.0, 0.2)	24 (21, 27)	25 (16, 36)	55 (46, 63)	2 (1, 3)	82 (67, 97)	9 (6, 13)	20 (17, 23)	1 (0, 1)	30 (25, 36)	0.2 (0.1, 0.3)	4.6 (3.9, 5.3)	0.2 (0.1, 0.3)	0.6 (0.5, 0.7)
Thailand	Women	Ages 20 to 44	5.38	0.9 (0.7, 1.2)	24 (23, 25)	13 (8, 20)	78 (52, 102)	3 (2, 5)	94 (67, 121)	1 (1, 2)	7 (5, 9)	0 (0, 0)	8 (6, 11)	2.3 (1.4, 3.4)	18.1 (12.0, 23.8)	0.5 (0.3, 0.7)	5.7 (4.0, 7.3)
Thailand	Women	Ages 45 to 64	8.57	0.5 (0.4, 0.6)	25 (24, 27)	74 (44, 108)	631 (430, 833)	18 (10, 27)	723 (512, 939)	9 (5, 13)	74 (50, 97)	2 (1, 3)	84 (60, 110)	1.5 (0.9, 2.1)	10.0 (6.8, 13.2)	0.5 (0.3, 0.7)	5.6 (3.9, 7.2)
Thailand	Women	Ages 65 and older	9.16	0.4 (0.3, 0.4)	23 (22, 24)	93 (44, 147)	869 (621, 1142)	11 (6, 18)	973 (711, 1248)	27 (13, 43)	253 (181, 333)	3 (2, 5)	283 (207, 364)	0.2 (0.1, 0.4)	4.5 (3.2, 5.9)	0.2 (0.1, 0.3)	1.6 (1.2, 2.0)
Thailand	Women	Overall	23.1	0.6 (0.5, 0.8)	24 (23, 25)	180 (121, 244)	1578 (1254, 1929)	32 (21, 44)	1790 (1442, 2146)	8 (5, 11)	68 (54, 83)	1 (1, 2)	77 (62, 93)	0.4 (0.3, 0.5)	6.0 (4.8, 7.4)	0.3 (0.2, 0.4)	2.3 (1.9, 2.8)
Thailand	Men	Ages 20 to 44	5.44	1.2 (0.7, 1.2)	23 (22, 24)	26 (13, 40)	121 (82, 163)	2 (1, 3)	148 (106, 197)	2 (1, 4)	11 (8, 15)	0 (0, 0)	14 (10, 18)	1.4 (0.6, 1.9)	17.6 (11.9, 23.8)	0.2 (0.1, 0.3)	4.5 (3.2, 6.0)
Thailand	Men	Ages 45 to 64	7.85	0.5 (0.4, 0.7)	24 (23, 25)	58 (30, 87)	454 (295, 605)	8 (4, 13)	521 (354, 678)	7 (4, 11)	58 (38, 77)	1 (1, 2)	66 (45, 86)	0.6 (0.3, 0.9)	9.8 (6.4, 13.0)	0.2 (0.1, 0.3)	3.2 (2.2, 4.2)
Thailand	Men	Ages 65 and older	8.05	0.4 (0.3, 0.5)	22 (21, 23)	67 (34, 103)	450 (322, 577)	12 (6, 17)	529 (383, 670)	25 (12, 38)	166 (119, 213)	4 (2, 6)	195 (141, 247)	0.3 (0.1, 0.4)	4.9 (3.5, 6.2)	0.1 (0.1, 0.2)	1.3 (1.0, 1.7)
Thailand	Men	Overall	21.03	0.6 (0.5, 0.8)	23 (22, 24)	152 (77, 230)	1025 (816, 1246)	22 (11, 34)	1198 (970, 1442)	7 (4, 11)	48 (38, 58)	1 (1, 2)	56 (45, 68)	0.4 (0.2, 0.6)	7.0 (5.6, 8.5)	0.2 (0.1, 0.2)	2.0 (1.7, 2.5)
Thailand	Both	Overall	44.5	0.6 (0.5, 0.8)	23 (22, 24)	332 (208, 463)	2603 (2222, 2991)	54 (36, 74)	2989 (2563, 3430)	7 (5, 10)	59 (50, 67)	1 (1, 2)	67 (58, 77)	0.4 (0.2, 0.5)	6.4 (5.5, 7.3)	0.2 (0.2, 0.3)	2.2 (1.9, 2.5)
Timor-Leste	Women	Ages 20 to 44	0.0625	0.3 (0.1, 0.6)	21 (18, 25)	0 (0, 0)	1 (0, 1)	0 (0, 0)	1 (1, 1)	1 (0, 2)	6 (4, 8)	0 (0, 0)	7 (5, 10)	0.5 (0.3, 0.8)	8.4 (5.4, 11.4)	0.1 (0.1, 0.2)	2.4 (1.7, 3.2)
Timor-Leste	Women	Ages 45 to 64	0.0607	0.2 (0.0, 0.3)	22 (18, 26)	0 (0, 1)	3 (2, 4)	0 (0, 0)	4 (2, 5)	7 (3, 11)	52 (34, 70)	1 (0, 1)	60 (41, 78)	0.4 (0.2, 0.6)	5.7 (3.8, 7.8)	0.1 (0.1, 0.2)	1.9 (1.3, 2.5)
Timor-Leste	Women	Ages 65 and older	0.0627	0.1 (0.0, 0.2)	21 (16, 27)	0 (0, 1)	3 (2, 4)	0 (0, 0)	3 (2, 4)	28 (14, 42)	154 (100, 216)	2 (1, 2)	183 (124, 244)	0.2 (0.1, 0.3)	3.2 (2.1, 4.5)	0.1 (0.1, 0.2)	0.8 (0.6, 1.1)
Timor-Leste	Women	Overall	0.186	0.2 (0.1, 0.4)	21 (17, 26)	1 (1, 2)	7 (5, 8)	0 (0, 0)	8 (6, 9)	5 (3, 8)	35 (27, 43)	0 (0, 1)	41 (31, 50)	0.2 (0.1, 0.4)	4.4 (3.4, 5.4)	0.1 (0.1, 0.2)	1.3 (1.0, 1.6)
Timor-Leste	Men	Ages 20 to 44	0.0682	0.3 (0.1, 0.6)	21 (18, 23)	0 (0, 0)	0 (0, 0)	0 (0, 0)	0 (0, 0)	0 (0, 0)	0 (0, 0)	0 (0, 0)	0 (0, 0)	0.0 (0.0, 0.0)	0.0 (0.0, 0.0)	0.0 (0.0, 0.0)	0.0 (0.0, 0.0)
Timor-Leste	Men	Ages 45 to 64	0.0573	0.2 (0.1, 0.3)	21 (18, 24)	0 (0, 0)	0 (0, 0)	0 (0, 0)	0 (0, 0)	0 (0, 0)	0 (0, 0)	0 (0, 0)	0 (0, 0)	0.0 (0.0, 0.0)	0.0 (0.0, 0.0)	0.0 (0.0, 0.0)	0.0 (0.0, 0.0)
Timor-Leste	Men	Ages 65 and older	0.0648	0.1 (0.0, 0.2)	20 (17, 24)	0 (0, 0)	0 (0, 0)	0 (0, 0)	0 (0, 0)	0 (0, 0)	0 (0, 0)	0 (0, 0)	0 (0, 0)	0.0 (0.0, 0.0)	0.0 (0.0, 0.0)	0.0 (0.0, 0.0)	0.0 (0.0, 0.0)
Timor-Leste	Men	Overall	0.19	0.2 (0.1, 0.4)	20 (17, 23)	0 (0, 0)	0 (0, 0)	0 (0, 0)	0 (0, 0)	0 (0, 0)	0 (0, 0)	0 (0, 0)	0 (0, 0)	0.0 (0.0, 0.0)	0.0 (0.0, 0.0)	0.0 (0.0, 0.0)	0.0 (0.0, 0.0)
Timor-Leste	Both	Overall	0.376	0.2 (0.1, 0.4)	21 (17, 25)	1 (1, 2)	7 (5, 8)	0 (0, 0)	8 (6, 9)	3 (1, 4)	17 (13, 21)	0 (0, 0)	20 (16, 25)	0.1 (0.1, 0.2)	2.8 (2.1, 3.4)	0.1 (0.0, 0.1)	0.7 (0.5, 0.9)
Togo	Women	Ages 20 to 44	0.469	0.3 (0.1, 0.5)	23 (21, 24)	1 (0, 1)	9 (6, 11)	0 (0, 0)	9 (7, 12)	1 (0, 1)	11 (8, 14)	0 (0, 0)	12 (9, 15)	0.6 (0.3, 1.0)	9.3 (6.7, 11.8)	0.1 (0.1, 0.2)	4.1 (3.0, 5.1)
Togo	Women	Ages 45 to 64	0.333	0.1 (0.0, 0.2)	23 (21, 26)	1 (1, 2)	13 (9, 18)	0 (0, 0)	15 (10, 20)	4 (2, 6)	40 (26, 54)	0 (0, 1)	44 (31, 59)	0.3 (0.2, 0.5)	5.4 (3.5, 7.3)		

Trinidad and Tobago	Women	Ages 65 and older	0.155	0.7 (0.2, 1.2)	26 (22, 30)	8 (5, 10)	77 (55, 97)	1 (0, 1)	85 (63, 106)	129 (83, 177)	1321 (952, 1675)	12 (8, 16)	1462 (1091, 1833)	0.7 (0.4, 1.0)	7.1 (5.2, 9.1)	0.4 (0.3, 0.6)	4.4 (3.3, 5.5)
Trinidad and Tobago	Women	Overall	0.437	1.2 (0.4, 2.1)	28 (25, 31)	13 (8, 18)	151 (121, 182)	2 (1, 2)	166 (133, 199)	30 (19, 41)	346 (278, 417)	4 (2, 5)	379 (305, 456)	1.0 (0.6, 1.4)	9.8 (7.9, 11.9)	0.5 (0.3, 0.7)	6.4 (5.2, 7.7)
Trinidad and Tobago	Men	Ages 20 to 44	0.125	2.0 (0.6, 3.3)	26 (24, 28)	2 (1, 3)	12 (9, 15)	0 (0, 0)	14 (11, 17)	9 (5, 13)	57 (42, 70)	1 (0, 1)	66 (50, 81)	4.7 (2.9, 7.0)	30.5 (22.5, 37.9)	0.7 (0.4, 1.0)	18.8 (14.3, 23.1)
Trinidad and Tobago	Men	Ages 45 to 64	0.138	0.9 (0.3, 1.6)	28 (25, 30)	11 (7, 16)	98 (69, 129)	1 (0, 1)	110 (79, 142)	80 (48, 117)	712 (503, 932)	5 (3, 7)	797 (573, 1033)	2.2 (1.3, 3.1)	15.6 (11.0, 20.5)	0.5 (0.2, 0.8)	11.2 (8.1, 14.6)
Trinidad and Tobago	Men	Ages 65 and older	0.127	0.7 (0.2, 1.2)	27 (24, 29)	11 (6, 16)	77 (52, 99)	1 (0, 1)	88 (63, 111)	308 (183, 438)	168 (146.2, 278.8)	18 (10, 25)	2494 (1786, 3125)	1.0 (0.6, 1.4)	8.3 (5.6, 10.6)	0.3 (0.2, 0.5)	5.0 (3.6, 6.2)
Trinidad and Tobago	Men	Overall	0.39	1.2 (0.4, 2.1)	27 (24, 29)	24 (15, 34)	187 (149, 224)	1 (1, 2)	212 (169, 253)	61 (38, 87)	480 (382, 574)	4 (2, 5)	545 (433, 648)	1.5 (0.9, 2.1)	11.7 (9.3, 14.4)	0.4 (0.2, 0.6)	7.5 (6.0, 8.9)
Trinidad and Tobago	Both	Overall	0.827	1.2 (0.4, 2.1)	27 (24, 30)	37 (23, 51)	338 (287, 390)	3 (2, 4)	378 (319, 440)	45 (28, 62)	409 (347, 472)	4 (2, 5)	457 (386, 532)	1.3 (0.8, 1.7)	10.8 (9.2, 12.5)	0.5 (0.3, 0.7)	7.0 (5.9, 8.1)
Tunisia	Women	Ages 20 to 44	0.945	0.5 (0.1, 0.9)	26 (25, 28)	3 (2, 4)	7 (5, 9)	1 (0, 1)	10 (7, 13)	2 (1, 2)	4 (3, 5)	0 (0, 1)	6 (4, 8)	1.8 (1.1, 2.5)	13.2 (9.2, 17.2)	0.3 (0.2, 0.5)	2.5 (1.8, 3.1)
Tunisia	Women	Ages 45 to 64	0.974	0.3 (0.1, 0.5)	30 (28, 32)	12 (7, 17)	36 (24, 47)	2 (1, 2)	50 (36, 63)	12 (7, 17)	37 (25, 49)	2 (1, 2)	51 (37, 64)	1.0 (0.6, 1.5)	7.6 (5.1, 10.0)	0.3 (0.2, 0.4)	2.3 (1.7, 2.9)
Tunisia	Women	Ages 65 and older	1.14	0.2 (0.1, 0.4)	29 (25, 33)	27 (16, 41)	68 (49, 87)	2 (1, 3)	97 (73, 123)	71 (42, 106)	177 (127, 227)	5 (3, 7)	253 (190, 320)	0.5 (0.3, 0.7)	3.8 (2.7, 4.9)	0.3 (0.2, 0.4)	1.2 (0.9, 1.5)
Tunisia	Women	Overall	3.06	0.4 (0.1, 0.6)	28 (26, 31)	42 (25, 60)	111 (88, 136)	4 (2, 6)	157 (124, 191)	14 (8, 20)	36 (29, 44)	1 (1, 2)	51 (40, 62)	0.6 (0.3, 0.8)	4.8 (3.8, 5.9)	0.3 (0.2, 0.4)	1.5 (1.1, 4.8)
Tunisia	Men	Ages 20 to 44	0.959	0.6 (0.2, 1.0)	24 (23, 26)	7 (4, 9)	8 (6, 11)	0 (0, 0)	15 (12, 19)	4 (3, 5)	5 (4, 7)	0 (0, 0)	9 (7, 11)	1.4 (0.9, 2.0)	13.7 (9.8, 17.6)	0.1 (0.0, 0.1)	2.6 (2.0, 3.3)
Tunisia	Men	Ages 45 to 64	0.951	0.3 (0.1, 0.5)	26 (25, 28)	23 (14, 32)	37 (25, 50)	1 (0, 1)	61 (45, 78)	24 (15, 34)	39 (27, 52)	1 (1, 1)	64 (47, 82)	1.0 (0.6, 1.4)	7.6 (5.2, 10.2)	0.1 (0.1, 0.2)	2.0 (1.5, 2.6)
Tunisia	Men	Ages 65 and older	1.06	0.2 (0.1, 0.4)	26 (23, 28)	34 (20, 49)	61 (43, 78)	1 (1, 2)	96 (72, 121)	98 (58, 143)	176 (126, 226)	4 (2, 6)	277 (208, 350)	0.5 (0.3, 0.7)	4.0 (2.8, 5.1)	0.1 (0.1, 0.2)	1.1 (0.8, 1.4)
Tunisia	Men	Overall	2.97	0.4 (0.1, 0.6)	25 (24, 27)	63 (39, 90)	106 (86, 126)	2 (1, 3)	172 (134, 209)	21 (13, 30)	36 (29, 42)	1 (0, 1)	58 (45, 70)	0.7 (0.4, 0.9)	5.1 (4.1, 6.1)	0.1 (0.1, 0.2)	1.4 (1.1, 1.7)
Tunisia	Both	Overall	6.03	0.4 (0.1, 0.6)	27 (25, 29)	105 (64, 148)	217 (185, 248)	6 (4, 9)	329 (263, 394)	17 (11, 25)	36 (31, 41)	1 (1, 2)	55 (44, 65)	0.6 (0.4, 0.9)	5.0 (4.2, 5.7)	0.2 (0.1, 0.2)	1.4 (1.1, 1.7)
Turkey	Women	Ages 20 to 44	6.33	0.4 (0.3, 0.5)	26 (26, 27)	31 (19, 44)	30 (21, 38)	4 (3, 6)	65 (48, 84)	3 (2, 4)	3 (2, 3)	0 (0, 1)	6 (4, 7)	1.4 (0.9, 2.1)	11.4 (8.2, 14.5)	0.3 (0.2, 0.4)	1.6 (1.2, 2.0)
Turkey	Women	Ages 45 to 64	6.8	0.2 (0.2, 0.3)	31 (30, 32)	85 (51, 121)	112 (75, 148)	11 (6, 15)	208 (154, 267)	13 (8, 18)	17 (11, 22)	2 (1, 2)	31 (23, 39)	0.9 (0.5, 1.3)	6.6 (4.4, 8.6)	0.3 (0.2, 0.4)	1.3 (1.0, 1.7)
Turkey	Women	Ages 65 and older	7.59	0.2 (0.1, 0.2)	29 (28, 30)	164 (96, 235)	220 (158, 297)	11 (6, 16)	394 (287, 497)	68 (40, 97)	91 (65, 116)	4 (3, 6)	163 (119, 206)	0.4 (0.2, 0.6)	3.4 (2.5, 4.3)	0.2 (0.1, 0.4)	0.8 (0.6, 1.0)
Turkey	Women	Overall	20.7	0.3 (0.2, 0.3)	29 (28, 29)	280 (168, 398)	362 (290, 433)	26 (15, 36)	667 (516, 824)	13 (8, 19)	17 (14, 21)	1 (1, 2)	32 (25, 40)	0.5 (0.3, 0.8)	4.3 (3.4, 5.2)	0.3 (0.2, 0.4)	0.9 (0.7, 1.2)
Turkey	Men	Ages 20 to 44	6.4	0.4 (0.3, 0.5)	26 (25, 26)	89 (56, 125)	47 (33, 61)	3 (2, 4)	139 (100, 182)	8 (5, 11)	4 (3, 5)	0 (0, 0)	12 (9, 16)	1.4 (0.9, 2.0)	11.7 (8.2, 15.0)	0.1 (0.1, 0.2)	1.8 (1.3, 2.4)
Turkey	Men	Ages 45 to 64	6.54	0.2 (0.2, 0.3)	28 (28, 29)	175 (104, 250)	117 (81, 152)	8 (5, 11)	300 (214, 390)	27 (16, 38)	18 (12, 23)	1 (1, 2)	46 (33, 60)	0.9 (0.5, 1.3)	6.7 (4.7, 8.7)	0.2 (0.1, 0.3)	1.2 (0.8, 1.5)
Turkey	Men	Ages 65 and older	7.02	0.2 (0.1, 0.2)	27 (27, 28)	184 (110, 263)	151 (108, 194)	10 (6, 14)	344 (248, 444)	95 (57, 136)	78 (56, 101)	5 (3, 7)	178 (129, 230)	0.5 (0.3, 0.6)	3.7 (2.6, 4.7)	0.1 (0.1, 0.2)	0.7 (0.5, 0.9)
Turkey	Men	Overall	20	0.2 (0.2, 0.3)	27 (26, 27)	448 (273, 636)	314 (256, 371)	20 (12, 29)	783 (578, 1000)	22 (14, 32)	16 (13, 19)	1 (1, 1)	39 (29, 50)	0.7 (0.4, 1.0)	5.0 (4.1, 5.9)	0.1 (0.1, 0.2)	0.9 (0.7, 1.2)
Turkey	Both	Overall	40.7	0.3 (0.2, 0.3)	28 (27, 28)	727 (447, 1023)	676 (584, 769)	46 (28, 65)	1449 (1103, 1801)	18 (11, 25)	17 (14, 19)	1 (1, 2)	36 (27, 44)	0.6 (0.4, 0.9)	4.6 (4.0, 5.2)	0.2 (0.1, 0.3)	0.9 (0.7, 1.2)
Turkmenistan	Women	Ages 20 to 44	0.423	0.1 (0.0, 0.2)	24 (22, 26)	2 (1, 2)	3 (2, 4)	0 (0, 0)	5 (4, 6)	2 (1, 3)	4 (3, 5)	0 (0, 1)	7 (5, 8)	0.7 (0.5, 1.1)	7.3 (5.1, 9.5)	0.2 (0.1, 0.3)	1.2 (0.9, 1.5)
Turkmenistan	Women	Ages 45 to 64	0.416	0.1 (0.0, 0.1)	26 (23, 28)	6 (4, 9)	10 (7, 13)	1 (1, 2)	17 (13, 22)	15 (9, 21)	24 (16, 32)	3 (2, 4)	42 (31, 53)	0.6 (0.4, 0.9)	5.0 (3.4, 6.6)	0.4 (0.2, 0.6)	1.1 (0.8, 1.4)
Turkmenistan	Women	Ages 65 and older	0.448	0.0 (0.0, 0.1)	25 (20, 29)	9 (6, 12)	6 (4, 8)	1 (1, 1)	16 (12, 20)	73 (48, 100)	46 (31, 62)	7 (5, 10)	126 (94, 161)	0.2 (0.1, 0.3)	2.9 (2.0, 4.0)	0.3 (0.2, 0.5)	0.3 (0.2, 0.4)
Turkmenistan	Women	Overall	1.29	0.1 (0.0, 0.1)	25 (22, 27)	17 (11, 23)	19 (15, 22)	2 (1, 3)	38 (30, 46)	13 (9, 18)	15 (12, 17)	2 (1, 2)	30 (23, 36)	0.3 (0.2, 0.4)	4.3 (3.4, 5.2)	0.3 (0.2, 0.5)	0.5 (0.4, 0.6)
Turkmenistan	Men	Ages 20 to 44	0.415	0.1 (0.0, 0.2)	25 (22, 27)	5 (3, 6)	4 (3, 6)	0 (0, 0)	9 (7, 11)	6 (4, 9)	6 (4, 8)	0 (0, 0)	12 (9, 16)	0.8 (0.5, 1.1)	5.2 (3.6, 6.7)	0.3 (0.2, 0.4)	1.2 (0.9, 1.5)
Turkmenistan	Men	Ages 45 to 64	0.364	0.1 (0.0, 0.1)	26 (23, 29)	14 (8, 20)	13 (9, 17)	1 (1, 2)	29 (21, 37)	39 (23, 56)	36 (25, 48)	4 (2, 6)	79 (57, 101)	0.6 (0.4, 0.9)	7.5 (5.2, 9.9)	0.5 (0.3, 0.8)	1.0 (0.7, 1.3)
Turkmenistan	Men	Ages 65 and older	0.402	0.1 (0.0, 0.1)	25 (22, 29)	17 (7, 16)	5 (3, 7)	1 (1, 2)	18 (13, 24)	141 (87, 196)	61 (40, 81)	14 (8, 20)	215 (153, 280)	0.3 (0.2, 0.4)	3.3 (2.2, 4.4)	0.5 (0.3, 0.7)	0.4 (0.3, 0.5)
Turkmenistan	Men	Overall	1.18	0.1 (0.0, 0.2)	25 (22, 28)	31 (19, 43)	23 (18, 27)	3 (2, 4)	56 (41, 71)	26 (16, 36)	19 (15, 23)	2 (1, 3)	47 (35, 60)	0.5 (0.3, 0.7)	4.9 (3.8, 5.9)	0.5 (0.3, 0.7)	0.7 (0.5, 0.9)
Turkmenistan	Both	Overall	2.47	0.1 (0.0, 0.1)	25 (22, 28)	48 (30, 65)	41 (35, 48)	5 (3, 7)	94 (73, 116)	19 (12, 26)	17 (14, 19)	2 (1, 3)	38 (29, 47)	0.4 (0.2, 0.5)	4.6 (3.9, 5.3)	0.4 (0.3, 0.6)	0.6 (0.5, 0.8)
Uganda	Women	Ages 20 to 44	2.23	1.4 (0.4, 2.4)	23 (22, 23)	5 (2, 9)	53 (39, 66)	1 (0, 1)	59 (44, 73)	2 (1, 3)	15 (11, 19)	0 (0, 0)	17 (13, 21)	1.9 (0.9, 3.2)	24.3 (17.9, 30.2)	0.4 (0.2, 0.6)	8.7 (6.5, 10.8)
Uganda	Women	Ages 45 to 64	1.34	0.7 (0.2, 1.2)	23 (21, 24)	9 (5, 14)	97 (62, 128)	3 (1, 4)	108 (73, 142)	7 (3, 11)	72 (47, 96)	2 (1, 3)	81 (55, 106)	0.8 (0.4, 1.3)	11.3 (7.3, 15.0)	0.3 (0.2, 0.5)	4.1 (2.8, 5.4)
Uganda	Women	Ages 65 and older	1.74	0.5 (0.1, 0.9)	21 (18, 25)	15 (8, 23)	126 (81, 169)	2 (1, 3)	143 (95, 189)	32 (17, 49)	275 (176, 367)	4 (2, 6)	311 (208, 411)	0.3 (0.2, 0.5)	5.4 (3.5, 7.2)	0.3 (0.1, 0.4)	1.9 (1.3, 2.5)
Uganda	Women	Overall	5.3	0.9 (0.3, 1.5)	22 (20, 24)	29 (15, 44)	276 (218, 333)	5 (3, 8)	311 (245, 375)	6 (3, 8)	52 (41, 63)	1 (1, 2)	59 (46, 71)	0.6 (0.2, 0.7)	8.1 (6.4, 9.7)	0.3 (0.2, 0.5)	2.9 (2.3, 3.5)
Uganda	Men	Ages 20 to 44	2.24	1.5 (0.5, 2.6)	22 (19, 25)	11 (6, 17)	133 (97, 167)	1 (1, 2)	145 (108, 181)	3 (2, 5)	118 (77, 246)	0 (0, 0)	40 (30, 50)	1.8 (1.0, 2.8)	25.5 (18.7, 32.1)	0.7 (0.3, 1.0)	13.4 (10.0, 16.7)
Uganda	Men	Ages 45 to 64	1.24	0.7 (0.2, 1.3)	23 (20, 26)	13 (7, 19)	146 (95, 192)	3 (1, 5)	162 (108, 209)	10 (5, 16)	118 (77, 155)	2 (1, 4)	131 (88, 169)	0.8 (0.4, 1.2)	12.2 (7.9, 15.9)	0.6 (0.3, 1.0)	5.4 (3.6, 7.0)
Uganda	Men	Ages 65 and older	1.74	0.6 (0.2, 0.9)	22 (19, 26)	13 (7, 20)	132 (90, 174)	3 (1, 4)	148 (104, 193)	35 (18, 53)	349 (237, 460)	7 (3, 10)	391 (275, 509)	0.4 (0.2, 0.5)	6.5 (4.4, 8.6)	0.4 (0.2, 0.7)	2.5 (1.8, 3.3)
Uganda	Men	Overall	5.22	1.0 (0.3, 1.7)	22 (19, 25)	37 (19, 56)	411 (341, 486)	7 (3, 10)	455 (375, 538)	7 (4, 11)	79 (65, 93)	1 (1, 2)	87 (72, 103)	0.6 (0.3, 0.9)	11.0 (9.1, 12.9)	0.5 (0.3, 0.8)	4.6 (3.8, 5.4)
Uganda	Both	Overall	10.5	0.9 (0.3, 1.6)	22 (20, 25)	67 (34, 100)	687 (592, 784)	12 (6, 18)	766 (652, 880)	6 (3, 9)	65 (56, 74)	1 (1, 2)	73 (62, 84)	0.5 (0.3, 0.8)	9.6 (8.3, 10.9)	0.4 (0.2, 0.6)	3.7 (3.2, 4.3)
Ukraine	Women	Ages 20 to 44	3.53	0.5 (0.2, 0.9)	25 (24, 27)	11 (6, 15)	28 (21, 36)	2 (1, 2)	40 (31, 50)	2 (1, 2)	4 (3, 5)	0 (0, 0)	6 (5, 7)	1.7 (1.0, 2.4)	14.2 (10.6, 18.1)	0.3 (0.2, 0.5)	3.0 (2.3, 3.7)
Ukraine	Women	Ages 45 to 64	6.84	0.3 (0.1, 0.4)	28 (25, 31)	143 (85, 203)	75 (49, 99)	18 (11, 26)	236 (157, 311)	21 (12, 30)	11 (7, 14)	3 (2, 4)	34 (23, 45)	0.9 (0.5, 1.3)	7.2 (4.8, 9.6)	0.3 (0.2, 0.4)	0.9 (0.6, 1.2)
Ukraine	Women	Ages 65 and older	7.99	0.2 (0.1, 0.3)	27 (22, 31)	846 (452, 1284)	74 (50, 99)	30 (17, 43)	950 (541, 1396)	178 (95, 270)	16 (10, 21)	6 (4, 9)	199 (114, 293)	0.4 (0.2, 0.5)	4.4 (2.9, 5.8)	0.2 (0.1, 0.3)	0.4 (0.2, 0.5)
Ukraine	Women	Overall	18.4	0.3 (0.1, 0.6)	26 (23, 29)	1000 (557, 1488)	177 (139, 213)	49 (29, 70)	1226 (746, 1740)	54 (30, 81)	10 (8, 12)	3 (2, 4)	67 (41, 95)	0.4 (0.2, 0.6)	6.1 (4.8, 7.3)	0.2 (0.1, 0.3)	0.4 (0.3, 0.6)
Ukraine	Men	Ages 20 to 44	3.58	0.6 (0.2, 1.0)	25 (22, 28)	64 (38, 91)	44 (31, 56)	2 (1, 3)	110 (79, 144)	10 (6, 14)	7 (5, 8)	0 (0, 0)	17 (12, 22)	1.7 (1.0, 2.5)	14.5 (10.3, 18.7)	0.3 (0.2, 0.5)	2.3 (1.7, 3.1)
Ukraine	Men	Ages 45 to 64	5.46	0.3 (0.1, 0.5)	26 (23, 29)	361 (218, 506)	73 (50, 97)	22 (13, 32)	457 (300, 624)	66 (40, 93)	13 (9, 18)	4 (2, 6)	84 (55, 114)	1.0 (0.6, 1.3)	7.7 (5.3, 10.2)	0.3 (0.2, 0.5)	1.0 (0.6, 1.3)
Ukraine	Men	Ages 65 and older	5.41	0.2 (0.1, 0.4)	25 (22, 29)	520 (332, 720)	36 (25, 48)	23 (14, 32)	579 (379, 792)								

United Republic of Tanzania	Women	Ages 20 to 44	3.18	0.6 (0.2, 0.9)	23 (22, 24)	3 (1, 5)	58 (42, 74)	1 (0, 1)	61 (45, 77)	1 (0, 1)	11 (8, 14)	0 (0, 0)	12 (9, 15)	1.0 (0.4, 1.6)	13.2 (9.5, 16.8)	0.2 (0.1, 0.3)	7.2 (5.3, 9.1)
United Republic of Tanzania	Women	Ages 45 to 64	2.21	0.3 (0.1, 0.4)	23 (22, 25)	6 (3, 10)	108 (68, 147)	2 (1, 3)	117 (75, 155)	3 (1, 5)	49 (31, 67)	1 (0, 1)	53 (34, 70)	0.5 (0.2, 0.8)	6.6 (4.1, 8.9)	0.2 (0.1, 0.3)	3.3 (2.1, 4.4)
United Republic of Tanzania	Women	Ages 65 and older	2.68	0.2 (0.1, 0.3)	23 (21, 24)	15 (8, 22)	181 (120, 243)	2 (1, 3)	198 (136, 263)	19 (10, 29)	233 (155, 312)	3 (1, 4)	255 (175, 338)	0.2 (0.1, 0.4)	3.8 (2.5, 5.0)	0.2 (0.1, 0.3)	1.9 (1.3, 2.6)
United Republic of Tanzania	Women	Overall	8.07	0.3 (0.1, 0.6)	23 (22, 24)	24 (12, 36)	347 (277, 422)	4 (2, 7)	376 (301, 453)	3 (1, 5)	43 (34, 52)	1 (0, 1)	47 (37, 56)	0.3 (0.2, 0.5)	5.0 (4.0, 6.1)	0.2 (0.1, 0.3)	2.6 (2.1, 3.1)
United Republic of Tanzania	Men	Ages 20 to 44	3.21	0.6 (0.2, 1.1)	22 (21, 24)	5 (3, 8)	114 (80, 147)	1 (0, 1)	120 (86, 153)	1 (1, 2)	22 (15, 28)	0 (0, 0)	23 (17, 29)	0.9 (0.3, 0.5)	14.2 (10.0, 18.2)	0.4 (0.2, 0.6)	9.9 (7.1, 12.6)
United Republic of Tanzania	Men	Ages 45 to 64	2.02	0.3 (0.1, 0.5)	23 (21, 25)	7 (3, 10)	107 (69, 145)	2 (1, 3)	115 (78, 154)	3 (2, 5)	53 (34, 72)	1 (0, 1)	57 (39, 77)	0.4 (0.2, 0.7)	7.1 (4.6, 9.6)	0.3 (0.2, 0.5)	3.7 (2.5, 5.0)
United Republic of Tanzania	Men	Ages 65 and older	2.63	0.2 (0.1, 0.4)	23 (21, 25)	8 (4, 13)	120 (78, 160)	2 (1, 3)	130 (89, 171)	13 (7, 20)	191 (124, 254)	3 (2, 5)	207 (141, 272)	0.2 (0.1, 0.3)	3.9 (2.5, 5.2)	0.3 (0.2, 0.4)	2.0 (1.3, 2.6)
United Republic of Tanzania	Men	Overall	7.85	0.4 (0.1, 0.7)	23 (21, 24)	20 (10, 30)	341 (278, 403)	4 (2, 6)	366 (300, 433)	3 (1, 4)	43 (35, 51)	1 (0, 1)	47 (38, 55)	0.3 (0.2, 0.5)	6.3 (5.2, 7.5)	0.3 (0.2, 0.5)	3.4 (2.8, 4.0)
United Republic of Tanzania	Both	Overall	15.9	0.4 (0.1, 0.6)	23 (21, 24)	44 (22, 66)	688 (593, 788)	9 (4, 13)	741 (637, 847)	3 (1, 4)	43 (37, 49)	1 (0, 1)	47 (40, 53)	0.3 (0.2, 0.5)	5.6 (4.8, 6.4)	0.2 (0.1, 0.4)	2.9 (2.5, 3.3)
United States of America	Women	Ages 20 to 44	20.2	2.0 (1.5, 2.4)	27 (27, 28)	130 (75, 194)	668 (481, 826)	38 (21, 55)	836 (632, 1029)	3 (2, 5)	17 (12, 20)	1 (1, 1)	21 (16, 25)	4.7 (2.7, 7.0)	31.2 (22.5, 38.6)	0.9 (0.5, 1.4)	9.6 (7.3, 11.8)
United States of America	Women	Ages 45 to 64	41.2	1.0 (0.7, 1.2)	30 (29, 31)	621 (373, 902)	2517 (1823, 3267)	05 (121, 295)	3343 (2492, 4176)	15 (9, 22)	61 (44, 79)	5 (3, 7)	81 (60, 101)	2.2 (1.3, 3.2)	15.9 (11.5, 20.6)	0.6 (0.4, 0.9)	4.4 (3.3, 5.5)
United States of America	Women	Ages 65 and older	43.3	0.7 (0.5, 0.9)	28 (28, 29)	2378 (1254, 392)	4401 (3251, 5546)	99 (239, 573)	7178 (5348, 9293)	104 (55, 171)	192 (142, 241)	17 (10, 25)	313 (233, 405)	0.7 (0.3, 1.1)	6.2 (4.6, 7.8)	0.5 (0.3, 0.7)	1.4 (1.0, 1.8)
United States of America	Women	Overall	105	1.2 (1.0, 1.5)	28 (28, 29)	3129 (1801, 492)	7586 (6235, 8980)	42 (384, 9121)	13577 (8850, 15960)	30 (17, 47)	72 (60, 86)	6 (4, 9)	108 (85, 133)	0.8 (0.5, 1.3)	8.5 (7.0, 10.1)	0.5 (0.3, 0.8)	1.9 (1.5, 2.3)
United States of America	Men	Ages 20 to 44	29.1	2.2 (1.7, 2.7)	28 (27, 28)	366 (208, 540)	1075 (811, 1326)	32 (19, 46)	1473 (1119, 1795)	9 (5, 13)	26 (19, 32)	1 (0, 1)	35 (27, 43)	5.1 (2.9, 7.6)	33.6 (25.3, 41.4)	0.9 (0.5, 1.4)	12.5 (9.5, 15.3)
United States of America	Men	Ages 45 to 64	39.0	1.1 (0.8, 1.3)	30 (29, 30)	1630 (985, 2331)	3835 (2693, 4912)	58 (154, 372)	5723 (4346, 7142)	41 (25, 59)	97 (68, 125)	7 (4, 9)	145 (110, 181)	2.4 (1.4, 3.4)	17.3 (12.1, 22.2)	0.8 (0.4, 1.4)	9.9 (7.1, 12.6)
United States of America	Men	Ages 65 and older	37.7	0.8 (0.6, 0.9)	28 (27, 29)	2204 (1231, 335)	4196 (3064, 5342)	95 (235, 564)	6795 (5079, 8622)	128 (71, 195)	244 (178, 310)	23 (14, 33)	395 (295, 501)	0.8 (0.3, 1.3)	7.3 (5.4, 9.3)	0.5 (0.3, 0.7)	1.8 (1.3, 2.3)
United States of America	Men	Overall	98.3	1.4 (1.1, 1.7)	28 (28, 29)	4200 (2455, 603)	9106 (7508, 10729)	84 (413, 960)	3990 (11074, 17014)	43 (25, 61)	93 (76, 109)	7 (4, 10)	142 (113, 173)	1.2 (0.7, 1.8)	11.0 (9.1, 13.0)	0.6 (0.4, 0.8)	2.8 (2.2, 3.4)
United States of America	Both	Overall	203	1.3 (1.0, 1.6)	28 (28, 29)	7330 (4384, 10761)	6691 (14516, 18981)	26 (798, 1825)	347 (20453, 30225)	36 (22, 53)	82 (72, 93)	7 (4, 9)	125 (101, 149)	1.0 (0.6, 1.5)	9.7 (8.4, 11.0)	0.6 (0.3, 0.8)	2.3 (1.8, 2.7)
Uruguay	Women	Ages 20 to 44	0.235	0.8 (0.2, 1.4)	25 (23, 27)	0 (0, 1)	2 (1, 2)	0 (0, 1)	3 (2, 3)	1 (1, 1)	4 (3, 5)	1 (0, 1)	6 (4, 7)	2.2 (1.3, 3.2)	17.2 (12.5, 21.9)	0.6 (0.3, 0.8)	2.5 (2.0, 3.2)
Uruguay	Women	Ages 45 to 64	0.382	0.4 (0.1, 0.7)	29 (27, 30)	3 (2, 4)	9 (6, 12)	2 (1, 3)	13 (9, 17)	7 (4, 10)	24 (16, 32)	5 (3, 7)	35 (25, 45)	1.2 (0.7, 1.7)	8.6 (5.7, 11.7)	0.4 (0.2, 0.6)	1.7 (1.2, 2.2)
Uruguay	Women	Ages 65 and older	0.501	0.3 (0.1, 0.5)	28 (25, 31)	14 (8, 22)	29 (22, 37)	5 (3, 8)	49 (37, 62)	51 (28, 79)	105 (77, 131)	18 (11, 27)	174 (130, 219)	0.4 (0.2, 0.6)	3.7 (2.7, 4.6)	0.4 (0.2, 0.5)	0.8 (0.6, 1.0)
Uruguay	Women	Overall	1.12	0.5 (0.1, 0.9)	27 (25, 29)	17 (10, 26)	40 (32, 48)	7 (4, 11)	65 (50, 80)	16 (9, 23)	36 (28, 43)	7 (4, 9)	58 (44, 72)	0.4 (0.2, 0.6)	4.4 (3.5, 5.3)	0.4 (0.2, 0.5)	0.9 (0.7, 1.1)
Uruguay	Men	Ages 20 to 44	0.237	0.9 (0.3, 1.5)	26 (24, 27)	1 (1, 1)	2 (2, 3)	0 (0, 0)	3 (3, 4)	2 (1, 3)	5 (4, 6)	0 (0, 1)	7 (6, 9)	2.3 (1.4, 3.3)	18.2 (13.6, 23.2)	0.4 (0.3, 0.7)	4.0 (3.0, 5.0)
Uruguay	Men	Ages 45 to 64	0.345	0.4 (0.1, 0.7)	28 (26, 29)	8 (5, 11)	13 (9, 17)	2 (1, 3)	23 (16, 29)	22 (13, 31)	38 (25, 51)	6 (3, 8)	66 (47, 85)	1.2 (0.7, 1.7)	9.1 (6.0, 12.1)	0.5 (0.3, 0.7)	2.0 (1.4, 2.6)
Uruguay	Men	Ages 65 and older	0.395	0.3 (0.1, 0.5)	27 (25, 29)	16 (9, 23)	17 (20, 35)	5 (3, 6)	48 (36, 61)	87 (51, 127)	151 (108, 195)	25 (15, 36)	263 (197, 336)	0.5 (0.3, 0.7)	4.5 (3.2, 5.8)	0.3 (0.2, 0.5)	1.0 (0.7, 1.2)
Uruguay	Men	Overall	0.976	0.6 (0.2, 0.9)	26 (25, 28)	24 (15, 35)	43 (34, 52)	7 (4, 9)	74 (57, 91)	25 (15, 36)	44 (35, 53)	7 (4, 10)	76 (58, 93)	0.6 (0.4, 0.9)	5.5 (4.4, 6.7)	0.4 (0.2, 0.5)	1.2 (0.9, 1.5)
Uruguay	Both	Overall	2.09	0.5 (0.2, 0.9)	27 (25, 29)	42 (25, 61)	83 (70, 95)	14 (8, 20)	139 (109, 169)	20 (12, 29)	40 (34, 45)	7 (4, 10)	66 (52, 81)	0.5 (0.3, 0.8)	4.9 (4.2, 5.6)	0.4 (0.2, 0.5)	1.0 (0.8, 1.3)
Uzbekistan	Women	Ages 20 to 44	2.25	0.1 (0.0, 0.2)	24 (23, 25)	7 (5, 10)	26 (19, 34)	1 (1, 2)	35 (27, 43)	2 (1, 3)	7 (5, 8)	0 (0, 0)	9 (7, 11)	0.7 (0.5, 1.0)	7.1 (5.1, 9.0)	0.2 (0.1, 0.3)	1.8 (1.4, 2.3)
Uzbekistan	Women	Ages 45 to 64	2.17	0.1 (0.0, 0.1)	27 (25, 29)	33 (20, 47)	75 (50, 99)	4 (2, 5)	111 (81, 142)	15 (9, 22)	34 (23, 46)	1 (1, 2)	51 (37, 65)	0.6 (0.4, 0.9)	4.9 (3.3, 6.6)	0.3 (0.2, 0.4)	1.4 (1.0, 1.8)
Uzbekistan	Women	Ages 65 and older	2.4	0.0 (0.0, 0.1)	27 (23, 31)	84 (50, 125)	44 (30, 60)	3 (2, 4)	131 (91, 177)	122 (73, 183)	65 (44, 88)	4 (3, 6)	192 (134, 260)	0.3 (0.2, 0.4)	3.0 (2.1, 4.1)	0.3 (0.2, 0.5)	0.4 (0.3, 0.5)
Uzbekistan	Women	Overall	6.81	0.1 (0.0, 0.1)	26 (24, 28)	124 (75, 180)	145 (118, 176)	8 (5, 11)	277 (212, 346)	18 (11, 26)	21 (17, 26)	1 (1, 2)	41 (31, 51)	0.3 (0.2, 0.5)	4.3 (3.5, 5.2)	0.3 (0.2, 0.4)	0.6 (0.5, 0.8)
Uzbekistan	Men	Ages 20 to 44	2.25	0.1 (0.0, 0.2)	24 (23, 26)	17 (11, 24)	31 (23, 40)	1 (0, 1)	49 (38, 62)	4 (3, 6)	8 (6, 10)	0 (0, 0)	13 (10, 16)	0.8 (0.5, 1.1)	7.2 (5.2, 9.2)	0.2 (0.1, 0.3)	1.7 (1.3, 2.1)
Uzbekistan	Men	Ages 45 to 64	1.99	0.1 (0.0, 0.1)	27 (25, 28)	67 (41, 95)	91 (62, 118)	3 (2, 4)	162 (119, 204)	34 (20, 47)	46 (31, 59)	2 (1, 2)	81 (60, 102)	0.6 (0.4, 0.9)	4.9 (3.4, 6.4)	0.4 (0.2, 0.6)	1.2 (0.9, 1.5)
Uzbekistan	Men	Ages 65 and older	2.17	0.0 (0.0, 0.1)	26 (24, 28)	81 (48, 116)	37 (24, 49)	3 (2, 5)	121 (83, 161)	158 (93, 226)	71 (47, 97)	6 (4, 9)	236 (162, 315)	0.3 (0.2, 0.5)	3.2 (2.1, 4.4)	0.5 (0.3, 0.7)	0.4 (0.3, 0.6)
Uzbekistan	Men	Overall	6.41	0.1 (0.0, 0.1)	26 (24, 27)	165 (101, 233)	159 (127, 191)	7 (4, 10)	332 (251, 414)	26 (16, 36)	25 (20, 30)	1 (1, 1)	52 (39, 64)	0.4 (0.3, 0.6)	4.7 (3.7, 5.6)	0.4 (0.2, 0.6)	0.7 (0.6, 0.9)
Uzbekistan	Both	Overall	13.2	0.1 (0.0, 0.1)	26 (24, 28)	289 (177, 409)	305 (262, 349)	14 (9, 20)	608 (469, 753)	22 (13, 31)	23 (20, 26)	1 (1, 2)	46 (35, 57)	0.4 (0.2, 0.5)	4.5 (3.9, 5.2)	0.3 (0.2, 0.5)	0.7 (0.5, 0.8)
Vanuatu	Women	Ages 20 to 44	0.0178	1.2 (0.4, 2.1)	27 (26, 29)	0 (0, 0)	3 (2, 4)	0 (0, 0)	3 (2, 4)	8 (5, 11)	89 (63, 114)	1 (1, 2)	98 (71, 124)	3.3 (2.0, 4.7)	21.4 (15.0, 27.5)	0.7 (0.4, 1.1)	14.9 (10.8, 18.9)
Vanuatu	Women	Ages 45 to 64	0.0148	0.6 (0.2, 1.0)	30 (29, 32)	0 (0, 1)	7 (5, 9)	0 (0, 0)	8 (5, 10)	29 (18, 41)	479 (337, 628)	4 (2, 6)	512 (366, 662)	1.6 (1.0, 2.2)	11.5 (8.1, 15.1)	0.5 (0.3, 0.7)	9.8 (7.0, 12.7)
Vanuatu	Women	Ages 65 and older	0.0172	0.4 (0.1, 0.7)	28 (25, 32)	0 (0, 1)	4 (3, 5)	0 (0, 0)	4 (3, 6)	98 (57, 138)	984 (642, 1338)	10 (6, 15)	1093 (732, 1457)	0.7 (0.4, 1.0)	6.6 (4.3, 9.0)	0.5 (0.3, 0.7)	4.4 (2.9, 5.8)
Vanuatu	Women	Overall	0.0498	0.8 (0.2, 1.3)	28 (26, 31)	1 (1, 2)	14 (11, 17)	0 (0, 0)	15 (12, 18)	22 (13, 30)	278 (222, 335)	3 (2, 4)	302 (244, 362)	1.2 (0.7, 1.7)	10.3 (8.2, 12.4)	0.5 (0.3, 0.8)	7.6 (6.1, 9.1)
Vanuatu	Men	Ages 20 to 44	0.0185	1.3 (0.3, 2.2)	26 (25, 27)	1 (0, 1)	2 (2, 3)	0 (0, 0)	3 (2, 4)	22 (13, 31)	77 (55, 100)	0 (0, 1)	100 (72, 124)	3.3 (2.0, 4.5)	22.2 (15.8, 28.7)	0.6 (0.3, 0.8)	10.3 (7.5, 12.9)
Vanuatu	Men	Ages 45 to 64	0.0149	0.6 (0.2, 1.1)	28 (27, 29)	1 (1, 2)	7 (5, 10)	0 (0, 0)	8 (6, 11)	78 (48, 111)	487 (336, 638)	3 (2, 4)	569 (408, 726)	1.6 (1.0, 2.2)	12.1 (8.4, 15.9)	0.7 (0.4, 1.0)	7.1 (5.1, 9.1)
Vanuatu	Men	Ages 65 and older	0.0167	0.5 (0.1, 0.8)	27 (25, 29)	0 (0, 1)	4 (2, 5)	0 (0, 0)	4 (3, 6)	118 (71, 167)	888 (577, 1230)	11 (6, 16)	1017 (682, 1359)	0.7 (0.4, 1.0)	7.0 (4.5, 9.6)	0.6 (0.3, 0.9)	3.8 (2.5, 5.1)
Vanuatu	Men	Overall	0.0501	0.8 (0.2, 1.4)	27 (25, 28)	2 (1, 3)	13 (11, 16)	0 (0, 0)	16 (13, 19)	47 (28, 66)	268 (212, 321)	2 (1, 3)	316 (251, 376)	1.4 (0.9, 2.0)	10.8 (8.5, 12.9)	0.6 (0.4, 0.9)	6.1 (4.8, 7.2)
Vanuatu	Both	Overall	0.1	0.8 (0.2, 1.3)	28 (26, 30)	3 (2, 5)	27 (23, 31)	0 (0, 0)	31 (26, 36)	34 (21, 48)	273 (234, 312)	2 (1, 3)	309 (261, 356)	1.4 (0.8, 1.9)	10.5 (9.0, 12.0)	0.6 (0.3, 0.8)	6.7 (5.7, 7.7)
Venezuela (Bolivarian Republic of)	Women	Ages 20 to 44	2.33	1.2 (0.4, 2.1)	27 (26, 29)	9 (6, 14)	38 (28, 47)	2 (1, 3)	50 (38, 61)	2 (1, 3)	9 (7, 11)	0 (0, 1)	12 (9, 15)	3.4 (2.0, 5.0)	23.7 (17.5, 29.5)	0.8 (0.4, 1.1)	7.2 (5.5, 8.8)
Venezuela (Bolivarian Republic of)	Women	Ages 45 to 64	2.53	0.7 (0.2, 1.1)	30 (28, 32)	37 (22, 53)	189 (132, 245)	8 (5, 11)	234 (170, 296)	15 (9, 21)	75 (52, 97)	3 (2, 5)	92 (67, 117)	1.7 (1.0, 2.5)	12.0 (8.4, 15.1)	0.6 (0.3, 0.8)	4.8 (3.5, 6.1)
Venezuela (Bolivarian Republic of)	Women	Ages 65 and older	2.75	0.5 (0.1, 0.8)	27 (25, 29)	79 (47, 115)	264 (197, 339)	9 (5, 14)	353 (269, 442)	90 (53, 131)	301 (225, 386)	10 (6, 16)	402 (307, 503)	0.7 (0.4, 1.0)	5.5 (4.1, 7.1)	0.5 (0.3, 0.7)	2.0 (1.6, 2.6)
Venezuela (Bolivarian Republic of)	Women	Overall	7.6	0.8 (0.2, 1.3)	28 (26, 30)	125 (75, 177)	492 (396, 587)	19 (11, 28)	636 (513, 761)	16 (10, 23)	65 (52, 77)	2 (1, 4)	84 (67, 100)	0.9 (0.5, 1.3)	7.5 (6.1, 9.0)	0.5 (0.3, 0.8)	2.8 (2.2, 3.3)
Venezuela (Bolivarian Republic of)	Men	Ages 20 to 44	2.														

Yemen	Men	Overall	3.97	0.3 (0.1, 0.5)	24 (21, 27)	49 (34, 66)	99 (80, 119)	1 (1, 2)	150 (123, 178)	12 (9, 17)	25 (20, 30)	0 (0, 0)	38 (31, 45)	0.6 (0.4, 0.8)	5.4 (4.4, 6.5)	0.2 (0.1, 0.3)	1.4 (1.1, 1.6)
Yemen	Both	Overall	8.09	0.3 (0.1, 0.5)	25 (22, 29)	108 (69, 147)	240 (206, 276)	4 (3, 6)	352 (295, 415)	13 (9, 18)	30 (26, 34)	1 (0, 1)	44 (37, 51)	0.6 (0.4, 0.8)	5.4 (4.6, 6.2)	0.3 (0.2, 0.4)	1.5 (1.3, 1.8)
27																	
Zambia	Women	Ages 20 to 44	0.922	0.3 (0.1, 0.6)	23 (22, 24)	1 (0, 2)	16 (11, 20)	0 (0, 0)	17 (12, 22)	1 (0, 1)	11 (8, 14)	0 (0, 0)	12 (9, 15)	0.7 (0.3, 1.1)	10.1 (7.2, 13.2)	0.2 (0.1, 0.3)	4.5 (3.3, 5.8)
Zambia	Women	Ages 45 to 64	0.56	0.2 (0.0, 0.3)	24 (23, 25)	3 (1, 5)	41 (26, 57)	1 (0, 1)	45 (30, 60)	5 (3, 9)	74 (47, 101)	1 (1, 2)	80 (53, 108)	0.4 (0.2, 0.6)	5.5 (3.5, 7.5)	0.2 (0.1, 0.3)	2.7 (1.8, 3.6)
Zambia	Women	Ages 65 and older	0.727	0.1 (0.0, 0.2)	22 (20, 24)	5 (3, 8)	50 (31, 69)	0 (0, 1)	56 (36, 75)	24 (12, 37)	226 (141, 312)	2 (1, 4)	253 (164, 342)	0.2 (0.1, 0.3)	3.0 (1.9, 4.2)	0.2 (0.1, 0.2)	1.2 (0.8, 1.6)
Zambia	Women	Overall	2.21	0.2 (0.1, 0.4)	23 (21, 24)	9 (5, 14)	107 (83, 132)	1 (1, 2)	117 (93, 145)	4 (2, 6)	48 (37, 60)	1 (0, 1)	53 (42, 66)	0.2 (0.1, 0.3)	4.2 (3.2, 5.2)	0.2 (0.1, 0.3)	1.7 (1.4, 2.1)
Zambia	Men	Ages 20 to 44	0.947	0.4 (0.1, 0.7)	20 (19, 22)	1 (0, 1)	7 (3, 10)	0 (0, 0)	8 (4, 11)	0 (0, 1)	5 (2, 7)	0 (0, 0)	5 (3, 7)	0.3 (0.2, 0.5)	5.0 (2.5, 7.3)	0.2 (0.1, 0.3)	2.3 (1.3, 3.2)
Zambia	Men	Ages 45 to 64	0.507	0.2 (0.0, 0.3)	21 (20, 23)	3 (2, 5)	29 (19, 39)	1 (0, 1)	33 (22, 43)	7 (3, 10)	57 (37, 77)	1 (1, 2)	65 (44, 85)	0.4 (0.2, 0.5)	5.8 (3.8, 7.8)	0.3 (0.1, 0.4)	2.1 (1.5, 2.8)
Zambia	Men	Ages 65 and older	0.747	0.1 (0.0, 0.2)	20 (19, 22)	3 (1, 4)	21 (12, 30)	0 (0, 1)	24 (15, 34)	16 (8, 25)	117 (67, 168)	2 (1, 4)	136 (84, 189)	0.1 (0.1, 0.2)	2.4 (1.4, 3.5)	0.2 (0.1, 0.3)	0.7 (0.5, 1.0)
Zambia	Men	Overall	2.2	0.2 (0.1, 0.4)	21 (19, 22)	7 (4, 10)	57 (42, 72)	1 (1, 2)	65 (49, 80)	3 (2, 5)	26 (19, 33)	0 (0, 1)	29 (22, 36)	0.2 (0.1, 0.3)	3.8 (2.8, 4.8)	0.2 (0.1, 0.3)	1.3 (1.0, 1.6)
Zambia	Both	Overall	4.41	0.2 (0.1, 0.4)	22 (20, 23)	16 (8, 24)	164 (135, 193)	2 (1, 4)	182 (151, 213)	4 (2, 6)	37 (31, 44)	1 (0, 1)	41 (34, 48)	0.2 (0.1, 0.3)	4.0 (3.3, 4.8)	0.2 (0.1, 0.3)	1.5 (1.3, 1.8)
Zimbabwe	Women	Ages 20 to 44	1.04	0.9 (0.2, 1.5)	24 (23, 25)	7 (4, 12)	52 (38, 65)	0 (0, 0)	59 (45, 73)	5 (3, 8)	36 (27, 46)	0 (0, 0)	41 (31, 51)	2.0 (1.1, 3.4)	19.1 (14.1, 24.0)	0.4 (0.3, 0.6)	9.9 (7.5, 12.2)
Zimbabwe	Women	Ages 45 to 64	0.644	0.4 (0.1, 0.7)	26 (24, 27)	16 (8, 24)	84 (56, 113)	2 (1, 2)	101 (71, 132)	24 (13, 37)	130 (87, 175)	3 (2, 4)	156 (111, 205)	1.5 (0.8, 2.3)	9.0 (6.1, 12.1)	0.5 (0.3, 0.8)	5.0 (3.5, 6.5)
Zimbabwe	Women	Ages 65 and older	0.682	0.3 (0.1, 0.5)	25 (23, 27)	25 (17, 34)	99 (66, 132)	2 (2, 3)	126 (89, 161)	84 (56, 116)	334 (222, 447)	8 (5, 11)	426 (301, 542)	0.5 (0.3, 0.7)	5.0 (3.3, 6.7)	0.3 (0.2, 0.4)	1.7 (1.2, 2.2)
Zimbabwe	Women	Overall	2.37	0.5 (0.2, 0.9)	25 (23, 26)	48 (31, 66)	234 (187, 280)	4 (3, 6)	286 (231, 339)	20 (13, 28)	99 (79, 118)	2 (1, 2)	121 (98, 143)	0.7 (0.5, 1.0)	7.4 (5.9, 8.8)	0.4 (0.2, 0.5)	2.9 (2.3, 3.4)
Zimbabwe	Men	Ages 20 to 44	1.04	0.9 (0.3, 1.6)	22 (21, 23)	4 (2, 7)	24 (16, 31)	0 (0, 0)	28 (20, 36)	2 (1, 4)	16 (11, 21)	0 (0, 0)	19 (13, 24)	1.2 (0.5, 2.2)	14.8 (9.9, 19.3)	0.5 (0.2, 0.8)	6.1 (4.4, 8.0)
Zimbabwe	Men	Ages 45 to 64	0.487	0.4 (0.1, 0.7)	23 (21, 24)	6 (3, 10)	43 (28, 57)	1 (0, 2)	50 (34, 65)	13 (6, 20)	87 (58, 118)	2 (1, 3)	102 (70, 134)	0.7 (0.3, 1.0)	8.7 (5.7, 11.7)	0.4 (0.2, 0.7)	3.2 (2.2, 4.2)
Zimbabwe	Men	Ages 65 and older	0.68	0.3 (0.1, 0.6)	22 (21, 23)	10 (5, 15)	49 (33, 65)	2 (1, 3)	61 (44, 78)	43 (21, 65)	209 (140, 279)	8 (4, 13)	260 (188, 335)	0.3 (0.2, 0.5)	4.8 (3.2, 6.4)	0.3 (0.2, 0.5)	1.3 (1.0, 1.7)
Zimbabwe	Men	Overall	2.2	0.6 (0.2, 1.0)	22 (21, 23)	20 (10, 30)	115 (92, 137)	3 (2, 5)	138 (110, 164)	9 (4, 14)	52 (42, 62)	1 (1, 2)	63 (50, 74)	0.5 (0.2, 0.7)	6.9 (5.5, 8.2)	0.4 (0.2, 0.5)	2.1 (1.7, 2.5)
Zimbabwe	Both	Overall	4.57	0.6 (0.2, 1.0)	23 (22, 25)	68 (46, 91)	349 (298, 401)	7 (5, 10)	424 (362, 488)	15 (10, 20)	76 (65, 88)	2 (1, 2)	93 (79, 107)	0.6 (0.4, 0.8)	7.2 (6.1, 8.3)	0.4 (0.2, 0.5)	2.6 (2.2, 2.9)

Supplemental Table 3. DALYs Attributable to SSB Consumption in 2010, by Country, Age, and Sex.

	Population characteristics				Number of DALYs attributable to SSBs (95% UI)							DALYs per million adults attributable to SSBs (95% UI)							
	Population	Mean SSB Intake (servings/day)	Mean BMI (kg/m ²)	CVD ^a	Diabetes ^b	Cancers ^c	Musculoskeletal ^d	Total ^e	CVD ^f	Diabetes ^g	Cancers ^h	Musculoskeletal ⁱ	Total ^j	CVD ^k	Diabetes ^l	Cancers ^m	Musculoskeletal ⁿ	Total ^o	
Alghanistan																			
Women																			
Ages 20 to 44	4670000	0.4 (0.2, 0.7)	20.9 (17.1, 24.7)	9193 (658, 32772)	2784 (825, 7027)	548 (31, 2088)	276 (19, 1028)	12801 (2278, 38709)	1970 (141, 7022)	597 (177, 1506)	117 (7, 447)	59 (4, 220)	2743 (488, 8294)	3.4 (0.3, 11.1)	2.8 (0.9, 6.0)	0.5 (0.0, 1.7)	0.4 (0.0, 1.6)	0.7 (0.1, 2.0)	
Ages 45 to 64	1380000	0.2 (0.1, 0.4)	21.6 (17.7, 25.4)	14142 (950, 48582)	3531 (1133, 8099)	718 (43, 2771)	1084 (57, 2711)	19475 (2876, 59189)	10237 (688, 55166)	2556 (830, 5862)	530 (31, 2066)	785 (41, 3111)	14097 (2082, 42844)	3.0 (0.2, 10.0)	3.5 (1.3, 7.2)	0.6 (0.0, 2.3)	1.6 (0.1, 5.9)	1.5 (0.2, 4.4)	
Ages 65 and older	3610000	0.2 (0.1, 0.3)	20.8 (15.4, 26.3)	6329 (281, 23041)	1525 (509, 3488)	232 (9, 919)	307 (10, 1280)	8393 (1110, 26703)	17548 (1479, 63890)	4228 (1412, 9671)	644 (24, 2548)	852 (27, 3549)	23273 (3077, 74061)	1.8 (0.4, 6.5)	3.0 (1.1, 6.2)	0.6 (0.0, 2.4)	1.0 (0.0, 5.6)	1.2 (0.2, 3.8)	
Women overall	6410000	0.3 (0.1, 0.5)	21.0 (16.6, 25.5)	29664 (1889, 104395)	7840 (2468, 18614)	1498 (83, 5778)	1668 (85, 6605)	40670 (6264, 124608)	46278 (295, 16288)	1223 (385, 2904)	234 (13, 901)	260 (13, 1031)	6345 (977, 19442)	2.7 (0.2, 9.2)	3.1 (1.1, 6.5)	0.5 (0.0, 2.1)	1.1 (0.0, 4.4)	1.1 (0.2, 3.4)	
Men																			
Ages 20 to 44	5090000	0.5 (0.2, 0.8)	20.5 (17.3, 23.1)	4951 (487, 13349)	2105 (610, 5323)	718 (13, 480)	212 (17, 622)	7415 (1685, 16884)	973 (96, 2624)	212 (138, 2904)	28 (3, 94)	4 (2, 14)	1458 (331, 3319)	4.1 (0.4, 10.2)	4.1 (1.4, 8.9)	0.3 (0.0, 0.8)	0.3 (0.0, 1.1)	0.5 (0.1, 1.1)	
Ages 45 to 64	1480000	0.2 (0.1, 0.4)	20.8 (18.0, 23.7)	14141 (1032, 39155)	2852 (896, 6462)	355 (22, 1159)	809 (49, 2482)	18157 (2672, 45323)	9568 (698, 26492)	1929 (656, 4372)	540 (15, 784)	547 (33, 1679)	12285 (1808, 30664)	3.5 (0.3, 9.0)	3.6 (1.4, 7.2)	0.3 (0.0, 1.0)	1.3 (0.1, 4.4)	1.4 (0.2, 3.4)	
Ages 65 and older	3420000	0.2 (0.1, 0.3)	20.2 (16.8, 23.6)	5140 (335, 14536)	1169 (363, 2548)	1169 (363, 2548)	200 (9, 681)	6634 (985, 17013)	15024 (978, 42489)	3471 (1062, 7446)	364 (19, 1160)	586 (27, 1992)	19391 (2880, 49727)	2.1 (0.1, 5.8)	2.8 (1.0, 5.5)	0.3 (0.0, 0.8)	1.1 (0.0, 4.0)	1.1 (0.2, 2.9)	
Men overall	6910000	0.3 (0.1, 0.5)	20.5 (17.5, 23.5)	24232 (1854, 67041)	6125 (1869, 14333)	625 (42, 2037)	1222 (75, 3795)	52206 (5342, 79220)	3508 (268, 9706)	887 (271, 2075)	91 (6, 295)	117 (11, 549)	4663 (773, 11469)	3.2 (0.3, 8.3)	3.5 (1.3, 7.2)	0.3 (0.0, 0.9)	0.9 (0.1, 3.2)	1.0 (0.2, 2.5)	
Both sexes overall	13300000	0.3 (0.1, 0.5)	20.8 (17.1, 24.5)	53896 (3743, 171436)	13965 (4337, 32947)	2125 (125, 7814)	2889 (161, 10400)	72876 (11606, 203828)	4047 (281, 12874)	1049 (326, 2474)	160 (9, 587)	277 (12, 781)	5472 (871, 15306)	3.0 (0.2, 8.8)	3.3 (1.2, 6.8)	0.4 (0.0, 1.5)	1.0 (0.0, 3.8)	1.1 (0.2, 2.9)	
Albania																			
Women																			
Ages 20 to 44	614000	0.4 (0.1, 0.6)	24.2 (21.9, 26.4)	27 (8, 171)	56 (15, 154)	7 (1, 28)	4 (1, 9)	94 (38, 322)	44 (14, 279)	91 (24, 251)	11 (2, 46)	6 (2, 15)	152 (61, 524)	0.7 (0.2, 5.7)	1.0 (0.3, 2.6)	0.1 (0.0, 0.5)	0.0 (0.0, 0.1)	0.1 (0.0, 0.4)	
Ages 45 to 64	334000	0.2 (0.1, 0.3)	27.4 (24.8, 30.1)	33 (6, 66)	87 (25, 222)	7 (1, 17)	17 (1, 17)	140 (54, 281)	26 (7, 146)	260 (74, 666)	22 (4, 50)	41 (6, 94)	420 (161, 842)	0.2 (0.0, 0.4)	1.3 (0.5, 3.0)	0.0 (0.0, 0.1)	0.0 (0.0, 0.2)	0.1 (0.0, 0.3)	
Ages 65 and older	165000	0.1 (0.0, 0.2)	27.3 (24.6, 30.0)	33 (8, 82)	77 (26, 185)	2 (1, 6)	5 (1, 14)	201 (48, 499)	466 (156, 1123)	14 (3, 37)	29 (5, 87)	710 (286, 1381)	0.1 (0.0, 0.1)	1.3 (0.5, 2.9)	0.0 (0.0, 0.0)	0.0 (0.0, 0.1)	0.0 (0.0, 0.1)	0.1 (0.0, 0.2)	
Women overall	1110000	0.2 (0.1, 0.4)	26.2 (23.8, 28.7)	93 (23, 319)	220 (65, 561)	17 (3, 51)	22 (4, 55)	351 (138, 831)	93 (31, 287)	199 (59, 505)	15 (3, 46)	20 (3, 49)	315 (124, 746)	0.3 (0.1, 2.1)	1.2 (0.4, 2.8)	0.1 (0.0, 0.2)	0.0 (0.0, 0.1)	0.1 (0.0, 0.3)	
Men																			
Ages 20 to 44	592000	0.4 (0.1, 0.7)	25.8 (24.0, 27.5)	40 (18, 75)	63 (16, 167)	2 (1, 4)	2 (1, 5)	107 (49, 216)	60 (38, 126)	107 (27, 282)	3 (1, 7)	4 (1, 8)	181 (83, 365)	0.6 (0.3, 1.0)	2.1 (0.6, 4.9)	0.0 (0.0, 0.1)	0.0 (0.0, 0.1)	0.1 (0.0, 0.2)	
Ages 45 to 64	342000	0.2 (0.1, 0.3)	27.6 (25.6, 29.5)	84 (19, 168)	106 (30, 261)	4 (1, 10)	9 (2, 20)	203 (85, 388)	245 (56, 490)	310 (89, 764)	13 (2, 29)	26 (5, 59)	593 (250, 1314)	0.2 (0.0, 0.4)	1.4 (0.5, 3.1)	0.0 (0.0, 0.0)	0.0 (0.0, 0.1)	0.1 (0.0, 0.1)	
Ages 65 and older	145000	0.1 (0.0, 0.2)	26.5 (24.5, 28.5)	49 (12, 115)	73 (22, 175)	2 (0, 6)	3 (1, 7)	127 (49, 254)	337 (83, 798)	507 (154, 1207)	14 (3, 38)	18 (4, 49)	877 (336, 1760)	0.1 (0.0, 0.2)	0.9 (0.3, 2.1)	0.0 (0.0, 0.0)	0.0 (0.0, 0.1)	0.1 (0.0, 0.2)	
Men overall	1080000	0.3 (0.1, 0.5)	26.5 (24.6, 28.4)	173 (49, 358)	242 (69, 603)	8 (2, 20)	14 (3, 32)	437 (183, 858)	160 (45, 332)	255 (64, 559)	8 (2, 18)	13 (3, 30)	405 (170, 796)	0.3 (0.1, 0.5)	1.5 (0.5, 3.3)	0.0 (0.0, 0.0)	0.0 (0.0, 0.1)	0.1 (0.0, 0.2)	
Both sexes overall	2190000	0.2 (0.1, 0.4)	26.3 (24.1, 28.5)	265 (71, 677)	462 (134, 1165)	25 (5, 71)	36 (7, 87)	788 (322, 1689)	1233 (331, 309)	211 (61, 531)	11 (2, 32)	16 (3, 40)	359 (147, 771)	0.3 (0.1, 1.3)	1.3 (0.4, 3.1)	0.0 (0.0, 0.1)	0.0 (0.0, 0.1)	0.1 (0.0, 0.3)	
Algeria																			
Women																			
Ages 20 to 44	7570000	0.5 (0.1, 0.9)	25.5 (24.1, 26.9)	910 (404, 1713)	4122 (1504, 8686)	90 (36, 198)	114 (40, 249)	5236 (2483, 9985)	120 (53, 226)	544 (199, 1147)	12 (5, 26)	15 (5, 33)	691 (328, 1318)	1.3 (0.6, 2.3)	3.7 (1.4, 7.8)	0.2 (0.1, 0.3)	0.1 (0.0, 0.2)	0.5 (0.2, 0.9)	
Ages 45 to 64	2660000	0.3 (0.1, 0.5)	28.6 (26.1, 29.9)	932 (444, 1667)	5006 (1870, 10672)	94 (40, 193)	324 (118, 702)	6356 (3092, 12051)	351 (167, 627)	1884 (704, 4016)	35 (15, 73)	122 (44, 264)	2396 (1164, 4535)	0.5 (0.3, 0.9)	4.6 (1.7, 9.4)	0.1 (0.0, 0.2)	0.2 (0.1, 0.5)	0.7 (0.3, 1.3)	
Ages 65 and older	9010000	0.2 (0.1, 0.3)	25.2 (22.1, 28.6)	1415 (345, 5983)	3747 (1410, 8054)	57 (13, 218)	186 (36, 833)	5404 (2189, 14696)	1570 (382, 6637)	4156 (1554, 9913)	63 (15, 241)	206 (39, 924)	5995 (2432, 16303)	0.5 (0.1, 2.1)	4.0 (1.5, 8.4)	0.2 (0.0, 0.8)	0.4 (0.1, 2.0)	0.8 (0.3, 2.1)	
Women overall	11100000	0.3 (0.1, 0.6)	26.1 (23.8, 28.7)	3258 (1193, 9363)	12874 (4875, 27932)	240 (89, 629)	604 (194, 1784)	16596 (7768, 36732)	259 (107, 841)	3186 (1490, 2461)	22 (8, 55)	556 (17, 160)	1577 (698, 3307)	0.8 (0.3, 1.8)	4.1 (1.6, 8.6)	0.1 (0.0, 0.5)	0.2 (0.1, 0.9)	0.7 (0.3, 1.4)	
Men																			
Ages 20 to 44	7790000	0.5 (0.2, 0.9)	24.0 (22.8, 25.2)	1252 (579, 2239)	5474 (1858, 11383)	43 (16, 91)	75 (26, 161)	6844 (3021, 13063)	161 (74, 287)	702 (238, 1461)	5 (2, 12)	10 (3, 21)	878 (388, 1676)	1.4 (0.7, 2.4)	6.8 (2.5, 13.6)	0.1 (0.0, 0.2)	0.1 (0.0, 0.2)	0.6 (0.3, 1.2)	
Ages 45 to 64	2650000	0.3 (0.1, 0.5)	25.6 (24.2, 27.0)	1139 (602, 1962)	5337 (1910, 10667)	36 (16, 68)	207 (75, 439)	6720 (3208, 12029)	400 (227, 741)	2015 (721, 4027)	14 (6, 26)	78 (28, 166)	2537 (1211, 4542)	0.6 (0.3, 1.0)	4.6 (1.8, 9.0)	0.0 (0.0, 0.1)	0.2 (0.1, 0.4)	0.7 (0.4, 1.3)	
Ages 65 and older	722000	0.2 (0.1, 0.3)	24.8 (22.4, 26.8)	815 (146, 3417)	3252 (118, 6642)	19 (7, 77)	54 (10, 297)	4161 (165, 9733)	1121 (476, 4698)	4485 (1531, 9132)	27 (10, 106)	31 (11, 80)	5720 (2530, 13381)	0.4 (0.2, 1.8)	3.6 (1.4, 7.2)	0.0 (0.0, 0.2)	0.2 (0.1, 1.1)	0.5 (0.3, 1.7)	
Men overall	11200000	0.3 (0.1, 0.6)	24.7 (23.1, 27.0)	3207 (1527, 7638)	14073 (4897, 28692)	98 (39, 236)	347 (120, 837)	17725 (8055, 34826)	287 (137, 648)	1260 (428, 2568)	9 (4, 21)	31 (11, 80)	1587 (721, 3114)	0.8 (0.4, 1.7)	5.0 (1.9, 9.9)	0.1 (0.0, 0.2)	0.1 (0.0, 0.6)	0.7 (0.3, 1.4)	
Both sexes overall	22300000	0.3 (0.1, 0.6)	25.4 (23.5, 27.3)	6465 (2720, 16981)	26947 (9681, 56084)	338 (129, 844)	971 (314, 2681)	34721 (15823, 71559)	290 (122, 761)	1208 (434, 2515)	16 (3, 38)	44 (14, 120)	1557 (709, 3209)	0.8 (0.4, 1.8)	4.6 (1.7, 9.2)	0.1 (0.0, 0.3)	0.2 (0.0, 0.7)	0.7 (0.3, 1.4)	
Andorra																			
Women																			
Ages 20 to 44	14000	0.7 (0.2, 1.3)	25.4 (21.7, 29.1)	0 (0, 1)	3 (1, 8)	0 (0, 0)	0 (0, 0)	0 (0, 0)	4 (1, 10)	29 (11, 106)	208 (48, 598)	7 (3, 19)	9 (3, 20)	254 (82, 693)	1.7 (0.7, 8.5)	2.2 (0.6, 5.5)	0.1 (0.0, 0.5)	0.0 (0.0, 0.1)	0.2 (0.1, 0.5)
Ages 45 to 64	11200	0.3 (0.1, 0.5)	27.6 (24.4, 31.5)	1 (0, 1)	5 (1, 15)	0 (0, 0)	1 (0, 1)	1 (0, 1)	7 (3, 17)	78 (34, 132)	467 (118, 1303)	38 (17, 66)	52 (18, 105)	635 (256, 1513)	0.5 (0.3, 0.9)	3.0 (1.0, 6.7)	0.0 (0.0, 0.2)	0.1 (0.0, 0.2)	0.3 (0.1, 0.6)
Ages 65 and older	8640	0.2 (0.1, 0.4)	26.4 (20.9, 31.8)	14 (2, 110)	12 (4, 29)	2 (0, 14)	1 (0, 8)	29 (8, 162)	1604 (235, 12722)	1400 (414, 3346)	224 (40, 1651)	125 (18, 913)	3353 (975, 18731)	0.5 (0.1, 3.4)	3.2 (1.1, 7.0)	0.2 (0.0, 1.3)	0.2 (0.0, 1.2)	0.4 (0.1, 1.9)	
Women overall	33800	0.5 (0.1, 0.8)	26.4 (22.1, 30.7)	15 (3, 113)	20 (6, 52)	2 (1, 15)	40 (12, 189)	448 (76, 3338)	599 (165, 1534)	73 (17, 415)	53 (12, 276)	1172 (368, 5573)	0.9 (0.4, 4.2)	2.8 (0.9, 6.4)	0.1 (0.0, 0.7)	0.1 (0.0, 0.5)	0.3 (0.1, 1.0)		
Men																			
Ages 20 to 44	14400	0.9 (0.3, 1.5)	26.4 (24.4, 29.2)	1 (0, 2)	4 (1, 12)	0 (0, 0)	0 (0, 0)	0 (0, 0)	7 (3, 13)	312 (88, 842)	6 (3, 13)	6 (3, 13)	395 (157, 920)	1.5 (0.8, 2.7)	5.1 (1.4, 11.5)	0.1 (0.0, 0.2)	0.0 (0.0, 0.1)	0.3 (0.1, 0.7)	
Ages 45 to 64	11000	0.3 (0.1, 0.6)	28.9 (26.3, 31.5)	3 (1, 5)	8 (3, 21)	0 (0, 1)	0 (0, 1)	12 (6, 25)	246 (119, 446)	763 (235, 3912)	45 (20, 83)	32 (11, 67)	1086 (500, 2268)	0.6 (0.3, 1.0)	2.6 (0.8, 6.0)	0.0 (0.0, 0.2)	0.1 (0.0,		

Women overall	1230000	0.2 (0.0, 0.3)	27.7 (25.6, 29.8)	224 (61, 371)	964 (293, 2245)	38 (13, 74)	49 (14, 106)	1274 (554, 2551)	181 (50, 300)	781 (237, 1819)	30 (11, 60)	39 (11, 86)	1032 (440, 2067)	0.5 (0.2, 0.8)	2.6 (0.9, 5.5)	0.1 (0.0, 0.2)	0.1 (0.0, 0.2)	0.3 (0.2, 0.7)
Men																		
Ages 20 to 44	515000	0.3 (0.1, 0.5)	24.7 (23.8, 25.6)	116 (59, 214)	221 (66, 569)	4 (1, 8)	3 (1, 6)	343 (166, 700)	226 (114, 416)	429 (129, 1106)	7 (2, 15)	5 (2, 12)	667 (324, 1361)	1.0 (0.5, 1.8)	4.8 (1.7, 10.3)	0.1 (0.0, 0.1)	0.1 (0.0, 0.1)	0.3 (0.2, 0.7)
Ages 45 to 64	323000	0.1 (0.0, 0.2)	26.6 (25.8, 27.6)	129 (111, 406)	414 (139, 1204)	8 (3, 17)	15 (5, 34)	666 (338, 1204)	709 (341, 3164)	1279 (413, 3164)	26 (9, 53)	45 (16, 104)	2060 (1046, 3925)	0.4 (0.2, 0.7)	3.1 (1.2, 6.3)	0.1 (0.0, 0.1)	0.1 (0.0, 0.3)	0.4 (0.2, 0.7)
Ages 65 and older	131000	0.1 (0.0, 0.2)	25.5 (24.3, 26.7)	171 (36, 1161)	272 (90, 641)	7 (1, 33)	7 (1, 43)	457 (199, 1699)	1305 (276, 8854)	2075 (686, 4885)	51 (11, 251)	51 (9, 326)	3481 (1519, 12954)	0.2 (0.1, 0.4)	2.1 (0.8, 4.4)	0.0 (0.0, 0.2)	0.1 (0.0, 0.7)	0.3 (0.1, 1.1)
Men overall	969000	0.2 (0.1, 0.3)	25.6 (24.1, 27.9)	517 (206, 1283)	907 (295, 2233)	18 (6, 58)	24 (7, 82)	1466 (704, 3663)	2306 (305, 2304)	906 (305, 2304)	19 (6, 20)	25 (10, 65)	1512 (726, 3785)	0.5 (0.3, 1.3)	3.3 (1.2, 7.0)	0.1 (0.0, 0.1)	0.1 (0.0, 0.4)	0.3 (0.2, 0.8)
Both sexes overall	2200000	0.2 (0.1, 0.3)	26.6 (24.8, 28.4)	740 (267, 2152)	1871 (588, 4478)	56 (19, 132)	73 (21, 188)	2740 (1248, 6220)	336 (121, 977)	849 (267, 2032)	25 (8, 60)	33 (9, 85)	1244 (566, 2823)	0.5 (0.2, 1.1)	3.0 (1.1, 6.3)	0.1 (0.0, 0.2)	0.1 (0.0, 0.3)	0.3 (0.2, 0.8)
Australia																		
Women																		
Ages 20 to 44	3700000	0.5 (0.1, 0.9)	25.6 (24.9, 26.3)	156 (96, 233)	494 (188, 1044)	46 (29, 70)	35 (16, 66)	730 (412, 1302)	42 (26, 63)	133 (51, 282)	13 (8, 19)	9 (4, 18)	197 (111, 352)	1.4 (1.0, 1.9)	1.7 (0.6, 3.6)	0.1 (0.1, 0.2)	0.0 (0.0, 0.1)	0.2 (0.1, 0.3)
Ages 45 to 64	2790000	0.2 (0.1, 0.4)	28.8 (27.0, 29.7)	284 (195, 407)	1019 (388, 2209)	160 (109, 228)	164 (76, 307)	1628 (949, 2825)	102 (70, 146)	365 (139, 792)	57 (39, 82)	59 (27, 110)	584 (340, 1013)	0.6 (0.4, 0.8)	2.5 (0.9, 5.1)	0.1 (0.1, 0.2)	0.1 (0.0, 0.2)	0.2 (0.1, 0.4)
Ages 65 and older	1640000	0.2 (0.1, 0.3)	27.9 (27.0, 28.7)	583 (433, 772)	1262 (491, 2663)	135 (90, 190)	87 (42, 159)	2067 (1251, 3440)	357 (265, 472)	772 (300, 1628)	82 (55, 116)	54 (26, 98)	1264 (765, 2104)	0.3 (0.2, 0.4)	2.1 (0.8, 4.4)	0.1 (0.1, 0.1)	0.1 (0.0, 0.1)	0.2 (0.1, 0.4)
Women overall	8130000	0.3 (0.1, 0.5)	27.2 (26.4, 28.4)	1023 (724, 1413)	2775 (1066, 5916)	341 (228, 528)	286 (134, 533)	4426 (2612, 7567)	126 (89, 174)	341 (131, 728)	42 (28, 60)	35 (16, 66)	544 (321, 931)	0.8 (0.5, 1.0)	2.1 (0.8, 4.3)	0.1 (0.1, 0.2)	0.1 (0.0, 0.1)	0.2 (0.1, 0.4)
Men																		
Ages 20 to 44	3750000	0.5 (0.1, 0.9)	26.7 (26.4, 27.3)	368 (240, 540)	642 (235, 1535)	33 (18, 53)	23 (11, 43)	865 (516, 1355)	96 (64, 144)	171 (63, 361)	9 (5, 14)	6 (3, 11)	284 (165, 481)	1.7 (1.2, 2.3)	3.6 (1.3, 7.5)	0.1 (0.1, 0.2)	0.0 (0.0, 0.1)	0.2 (0.1, 0.3)
Ages 45 to 64	2740000	0.3 (0.1, 0.4)	28.9 (28.1, 29.6)	775 (557, 1046)	1452 (544, 3034)	176 (111, 255)	106 (50, 202)	2509 (1526, 4153)	283 (203, 381)	529 (198, 1107)	64 (41, 93)	39 (18, 73)	915 (557, 1515)	0.7 (0.5, 0.9)	2.3 (0.8, 4.9)	0.1 (0.1, 0.1)	0.1 (0.0, 0.2)	0.3 (0.2, 0.5)
Ages 65 and older	1380000	0.2 (0.1, 0.3)	27.8 (27.1, 28.5)	747 (555, 983)	1517 (567, 3138)	159 (102, 230)	49 (23, 93)	2472 (1505, 4115)	543 (403, 714)	1102 (412, 2278)	115 (74, 167)	35 (17, 67)	1795 (1093, 2988)	0.3 (0.2, 0.4)	1.7 (0.6, 3.4)	0.1 (0.1, 0.1)	0.1 (0.0, 0.1)	0.3 (0.2, 0.4)
Men overall	7870000	0.3 (0.1, 0.5)	27.7 (27.0, 28.3)	1891 (1352, 2569)	3610 (1345, 7527)	367 (232, 538)	177 (84, 337)	6046 (3649, 10073)	240 (172, 326)	459 (171, 956)	47 (29, 68)	23 (11, 43)	768 (464, 1280)	0.9 (0.6, 1.2)	2.5 (0.9, 5.2)	0.1 (0.1, 0.1)	0.1 (0.0, 0.1)	0.3 (0.2, 0.4)
Both sexes overall	16000000	0.3 (0.1, 0.5)	27.4 (26.7, 28.2)	2914 (2076, 3981)	6385 (2412, 13444)	709 (459, 1026)	464 (218, 870)	10472 (6261, 17641)	182 (130, 249)	399 (151, 840)	44 (29, 64)	29 (14, 54)	655 (391, 1103)	0.8 (0.6, 1.1)	2.3 (0.8, 4.8)	0.1 (0.1, 0.1)	0.1 (0.0, 0.1)	0.2 (0.1, 0.4)
Austria																		
Women																		
Ages 20 to 44	1430000	0.6 (0.5, 0.8)	23.1 (20.7, 25.6)	113 (34, 339)	328 (85, 883)	18 (7, 44)	16 (5, 38)	475 (167, 1161)	79 (24, 237)	229 (59, 618)	13 (5, 31)	11 (4, 27)	333 (117, 812)	3.0 (0.8, 9.4)	2.3 (0.7, 5.3)	0.2 (0.1, 0.7)	0.0 (0.0, 0.1)	0.3 (0.1, 0.6)
Ages 45 to 64	1140000	0.3 (0.2, 0.3)	27.3 (24.3, 30.4)	127 (70, 200)	609 (187, 1535)	50 (28, 78)	38 (22, 121)	844 (386, 1571)	111 (61, 173)	533 (163, 1343)	44 (24, 68)	78 (38, 106)	738 (338, 1560)	0.5 (0.3, 0.8)	2.9 (1.1, 5.9)	0.1 (0.0, 0.1)	0.1 (0.0, 0.2)	0.3 (0.1, 0.6)
Ages 65 and older	870000	0.2 (0.2, 0.3)	27.6 (25.5, 31.8)	561 (226, 4123)	1188 (436, 2906)	85 (66, 475)	57 (17, 333)	1891 (863, 7351)	645 (260, 4739)	1365 (501, 2984)	98 (41, 545)	66 (20, 383)	2174 (992, 8450)	0.3 (0.2, 0.3)	2.4 (0.9, 4.5)	0.1 (0.0, 0.1)	0.1 (0.0, 0.4)	0.4 (0.2, 1.1)
Women overall	3440000	0.4 (0.3, 0.5)	25.9 (22.6, 29.1)	801 (330, 4662)	2124 (707, 5014)	154 (71, 597)	132 (44, 493)	3211 (1416, 10296)	233 (96, 1354)	617 (205, 1456)	45 (21, 173)	38 (13, 143)	933 (411, 2991)	1.3 (0.4, 3.8)	2.8 (1.0, 5.7)	0.1 (0.1, 0.4)	0.1 (0.0, 0.2)	0.3 (0.1, 0.8)
Men																		
Ages 20 to 44	1450000	0.7 (0.6, 0.9)	25.5 (23.7, 27.2)	127 (72, 201)	500 (145, 1211)	9 (4, 17)	9 (3, 19)	646 (282, 1364)	88 (50, 139)	356 (100, 838)	6 (3, 12)	6 (2, 13)	447 (195, 944)	1.6 (1.0, 2.4)	6.1 (2.2, 12.0)	0.1 (0.0, 0.2)	0.0 (0.0, 0.1)	0.3 (0.1, 0.6)
Ages 45 to 64	1130000	0.3 (0.2, 0.3)	27.8 (25.7, 29.9)	315 (188, 483)	1078 (370, 2330)	57 (31, 96)	38 (13, 77)	1482 (741, 2739)	280 (167, 430)	944 (329, 2071)	51 (27, 85)	32 (12, 69)	1317 (659, 2434)	0.6 (0.3, 0.9)	3.2 (1.2, 6.2)	0.1 (0.0, 0.1)	0.1 (0.0, 0.1)	0.4 (0.2, 0.7)
Ages 65 and older	618000	0.2 (0.2, 0.3)	27.0 (24.4, 29.6)	387 (231, 574)	1156 (426, 2235)	58 (31, 94)	20 (7, 41)	1620 (847, 2730)	626 (320, 929)	1156 (690, 3637)	95 (50, 152)	32 (12, 66)	2622 (1371, 4418)	0.3 (0.2, 0.4)	2.4 (0.9, 4.5)	0.1 (0.0, 0.1)	0.1 (0.0, 0.1)	0.3 (0.2, 0.6)
Men overall	3190000	0.4 (0.3, 0.5)	26.6 (24.5, 28.8)	829 (491, 1259)	2730 (941, 5777)	125 (66, 206)	64 (23, 137)	3748 (1700, 6833)	260 (154, 395)	856 (295, 1812)	39 (21, 65)	20 (7, 43)	1176 (587, 2143)	0.8 (0.5, 1.2)	3.9 (1.4, 7.6)	0.1 (0.0, 0.1)	0.0 (0.0, 0.1)	0.3 (0.2, 0.6)
Both sexes overall	6600000	0.4 (0.3, 0.5)	26.3 (23.6, 29.6)	1630 (822, 5921)	4854 (1649, 10790)	279 (137, 803)	196 (67, 630)	6959 (3286, 17128)	246 (124, 893)	732 (249, 1627)	42 (21, 121)	30 (10, 95)	1049 (496, 2583)	1.0 (0.5, 2.5)	3.3 (1.2, 6.6)	0.1 (0.0, 0.3)	0.1 (0.0, 0.2)	0.3 (0.1, 0.7)
Azerbaijan																		
Women																		
Ages 20 to 44	1910000	0.1 (0.0, 0.2)	25.7 (24.8, 26.5)	47 (10, 109)	174 (47, 476)	5 (1, 14)	4 (1, 12)	230 (84, 537)	24 (5, 57)	91 (24, 249)	3 (1, 7)	2 (0, 6)	120 (44, 281)	0.2 (0.1, 0.5)	0.7 (0.2, 1.7)	0.0 (0.0, 0.1)	0.0 (0.0, 0.0)	0.1 (0.0, 0.2)
Ages 45 to 64	1050000	0.0 (0.0, 0.1)	29.8 (28.4, 31.7)	39 (14, 122)	285 (88, 740)	6 (2, 17)	13 (3, 37)	340 (128, 795)	37 (13, 117)	272 (84, 708)	5 (2, 16)	10 (3, 35)	325 (123, 760)	0.1 (0.0, 0.2)	1.0 (0.3, 2.1)	0.0 (0.0, 0.0)	0.0 (0.0, 0.1)	0.1 (0.0, 0.2)
Ages 65 and older	354000	0.0 (0.0, 0.1)	28.8 (25.2, 32.4)	50 (12, 64)	139 (43, 346)	2 (0, 3)	5 (1, 8)	199 (70, 388)	141 (34, 180)	393 (121, 977)	5 (1, 9)	13 (3, 21)	553 (199, 1097)	0.0 (0.0, 0.0)	0.8 (0.3, 1.8)	0.0 (0.0, 0.0)	0.0 (0.0, 0.0)	0.1 (0.0, 0.1)
Women overall	3310000	0.1 (0.0, 0.1)	27.9 (25.3, 30.0)	136 (36, 294)	597 (177, 1562)	13 (5, 35)	17 (5, 56)	765 (282, 1760)	41 (11, 89)	180 (53, 472)	4 (1, 9)	6 (1, 17)	231 (85, 519)	0.1 (0.0, 0.2)	0.8 (0.3, 1.8)	0.0 (0.0, 0.0)	0.0 (0.0, 0.0)	0.1 (0.0, 0.2)
Men																		
Ages 20 to 44	1850000	0.1 (0.0, 0.2)	25.0 (24.3, 25.8)	133 (31, 285)	213 (56, 547)	4 (1, 10)	3 (0, 7)	352 (130, 733)	72 (17, 154)	115 (30, 295)	2 (0, 5)	1 (0, 4)	190 (75, 386)	0.3 (0.1, 0.6)	1.4 (0.4, 3.2)	0.0 (0.0, 0.0)	0.0 (0.0, 0.0)	0.1 (0.0, 0.2)
Ages 45 to 64	950000	0.1 (0.0, 0.1)	26.8 (25.9, 27.8)	114 (38, 356)	305 (89, 768)	5 (1, 15)	7 (2, 24)	431 (172, 928)	10 (40, 375)	420 (494, 808)	5 (1, 16)	8 (2, 25)	454 (181, 977)	0.1 (0.0, 0.2)	1.1 (0.3, 2.2)	0.0 (0.0, 0.0)	0.0 (0.0, 0.1)	0.1 (0.0, 0.2)
Ages 65 and older	249000	0.0 (0.0, 0.1)	26.0 (24.2, 27.8)	48 (16, 80)	116 (34, 279)	2 (0, 4)	2 (0, 3)	168 (69, 333)	195 (62, 323)	466 (135, 1121)	7 (2, 15)	7 (2, 13)	676 (276, 1338)	0.0 (0.0, 0.1)	0.7 (0.2, 1.5)	0.0 (0.0, 0.0)	0.0 (0.0, 0.0)	0.1 (0.0, 0.1)
Men overall	3050000	0.1 (0.1, 0.2)	25.8 (24.6, 27.1)	295 (85, 721)	634 (179, 1593)	11 (3, 28)	12 (3, 35)	952 (379, 1974)	102 (59, 523)	426 (159, 523)	4 (1, 9)	4 (1, 11)	312 (124, 647)	0.1 (0.0, 0.3)	1.0 (0.3, 2.3)	0.0 (0.0, 0.0)	0.0 (0.0, 0.0)	0.1 (0.0, 0.2)
Both sexes overall	6360000	0.1 (0.0, 0.1)	26.9 (25.2, 28.5)	431 (120, 1016)	1231 (356, 3155)	24 (6, 63)	31 (7, 91)	1717 (662, 3693)	68 (19, 160)	194 (56, 496)	4 (1, 10)	5 (1, 14)	270 (104, 581)	0.1 (0.0, 0.3)	0.9 (0.3, 2.1)	0.0 (0.0, 0.0)	0.0 (0.0, 0.0)	0.1 (0.0, 0.2)
Bahamas																		
Women																		
Ages 20 to 44	68500	0.9 (0.3, 1.6)	27.7 (23.9, 31.5)	30 (13, 58)	78 (24, 181)	6 (2, 12)</												

Agens 45 to 64	1430000	0.1 (0.0, 0.2)	28.3 (24.5, 32.1)	439 (192, 742)	650 (195, 1518)	62 (28, 109)	93 (30, 187)	1245 (630, 2211)	308 (134, 520)	456 (136, 1064)	44 (20, 76)	65 (21, 131)	872 (442, 1550)	0.3 (0.2, 0.6)	2.3 (0.8, 4.7)	0.1 (0.0, 0.1)	0.1 (0.0, 0.2)	0.2 (0.1, 0.4)
Agens 65 and older	900000	0.1 (0.0, 0.2)	26.7 (21.1, 32.3)	2660 (207, 21992)	585 (170, 1446)	30 (9, 604)	162 (11, 1274)	3497 (613, 24639)	2955 (230, 24431)	650 (189, 1607)	99 (10, 671)	180 (12, 1616)	3884 (681, 27371)	0.5 (0.0, 3.6)	2.0 (0.7, 4.2)	0.1 (0.0, 0.1)	0.3 (0.2, 0.2)	0.4 (0.1, 2.7)
Women overall	4150000	0.2 (0.1, 0.3)	26.7 (22.2, 31.3)	1582 (456, 23459)	170 (44, 774)	73 (48, 1502)	5276 (1472, 28651)	783 (110, 5647)	680 (112, 916)	111 (12, 866)	41 (11, 186)	1270 (354, 6803)	0.6 (0.2, 3.5)	2.1 (0.7, 4.4)	0.1 (0.0, 0.5)	0.1 (0.0, 0.9)	0.3 (0.1, 1.2)	
Men																		
Agens 20 to 44	1830000	0.3 (0.1, 0.5)	25.5 (22.9, 28.2)	624 (294, 1125)	644 (120, 1145)	13 (5, 27)	10 (4, 24)	1080 (562, 1913)	341 (161, 615)	237 (66, 626)	7 (3, 15)	6 (2, 13)	591 (308, 1046)	1.0 (0.5, 1.7)	4.0 (1.3, 9.2)	0.0 (0.0, 0.1)	0.0 (0.0, 0.1)	0.2 (0.1, 0.3)
Agens 45 to 64	1200000	0.2 (0.0, 0.3)	27.3 (24.4, 30.3)	1413 (676, 2533)	434 (182, 1750)	75 (31, 143)	49 (16, 111)	2180 (1162, 3751)	1181 (565, 2134)	538 (152, 1462)	63 (26, 119)	41 (14, 93)	1822 (959, 3135)	0.4 (0.2, 0.7)	2.3 (0.7, 5.4)	0.0 (0.0, 0.1)	0.1 (0.0, 0.2)	0.2 (0.1, 0.4)
Agens 65 and older	414000	0.1 (0.0, 0.2)	26.1 (22.7, 29.5)	890 (199, 5354)	291 (82, 791)	39 (9, 180)	20 (3, 20)	1240 (428, 6074)	2150 (480, 12934)	703 (199, 1911)	94 (22, 435)	48 (7, 291)	2996 (1033, 14676)	0.3 (0.1, 1.7)	1.4 (0.4, 3.3)	0.1 (0.0, 0.4)	0.1 (0.0, 0.6)	0.2 (0.1, 1.2)
Men overall	3440000	0.2 (0.1, 0.3)	26.2 (23.2, 29.5)	1368 (385, 3685)	127 (45, 350)	79 (24, 255)	4500 (2137, 11738)	851 (340, 2626)	398 (112, 1072)	37 (13, 102)	23 (7, 74)	1309 (621, 3413)	0.5 (0.2, 1.4)	2.6 (0.8, 6.0)	0.0 (0.0, 0.2)	0.1 (0.0, 0.3)	0.2 (0.1, 0.6)	
Both sexes overall	7590000	0.2 (0.1, 0.3)	26.4 (22.7, 30.2)	6177 (1627, 32490)	2950 (850, 7490)	297 (85, 1123)	352 (71, 1757)	9776 (3609, 39999)	814 (214, 4279)	389 (112, 986)	39 (12, 148)	46 (9, 231)	1288 (475, 5268)	0.6 (0.2, 2.4)	2.3 (0.8, 5.2)	0.1 (0.0, 0.4)	0.1 (0.0, 0.6)	0.2 (0.1, 0.9)

Belgium

Agens 20 to 44	1760000	1.1 (0.9, 1.3)	23.4 (21.9, 24.9)	168 (86, 459)	557 (167, 1387)	22 (2, 92)	25 (10, 54)	792 (357, 1738)	95 (49, 260)	316 (94, 787)	24 (13, 52)	14 (6, 31)	449 (202, 986)	2.6 (1.3, 8.4)	3.4 (1.2, 7.3)	0.3 (0.1, 0.7)	0.0 (0.0, 0.1)	0.3 (0.2, 0.7)
Agens 45 to 64	1460000	0.5 (0.4, 0.6)	27.0 (25.0, 29.0)	341 (205, 442)	1125 (368, 2622)	143 (92, 208)	118 (48, 267)	1693 (904, 3227)	210 (105, 413)	768 (263, 1791)	98 (63, 142)	81 (33, 169)	415 (617, 2203)	0.8 (0.5, 1.1)	4.8 (2.0, 8.5)	0.1 (0.0, 0.2)	0.1 (0.0, 0.2)	0.4 (0.2, 0.8)
Agens 65 and older	1080000	0.4 (0.3, 0.4)	27.7 (25.1, 30.3)	720 (485, 938)	1877 (757, 3844)	142 (89, 204)	89 (37, 180)	2828 (1628, 4818)	665 (448, 867)	1735 (699, 3552)	311 (82, 189)	82 (34, 166)	2613 (1505, 4510)	0.4 (0.3, 0.6)	4.6 (2.1, 7.9)	0.1 (0.0, 0.2)	0.1 (0.0, 0.2)	0.4 (0.2, 0.7)
Women overall	4310000	0.7 (0.5, 0.8)	25.9 (23.9, 27.9)	1195 (776, 1841)	3559 (1309, 7853)	326 (204, 504)	232 (95, 481)	5123 (2889, 9847)	277 (180, 427)	826 (304, 1822)	76 (47, 117)	54 (22, 112)	1233 (670, 2984)	1.3 (0.7, 3.4)	4.3 (1.8, 7.9)	0.2 (0.1, 0.4)	0.1 (0.0, 0.2)	0.4 (0.2, 0.7)
Men																		
Agens 20 to 44	1790000	1.3 (1.0, 1.5)	25.6 (24.4, 26.8)	256 (168, 371)	780 (259, 1897)	24 (13, 42)	16 (7, 33)	1077 (524, 2195)	143 (94, 208)	436 (145, 1060)	14 (7, 23)	9 (4, 18)	602 (304, 1227)	2.4 (1.7, 3.2)	8.9 (3.6, 16.2)	0.1 (0.1, 0.3)	0.0 (0.0, 0.1)	0.4 (0.2, 0.8)
Agens 45 to 64	1460000	0.5 (0.4, 0.6)	28.3 (26.8, 29.8)	733 (506, 995)	1659 (607, 3703)	154 (92, 234)	75 (32, 149)	2622 (1505, 4717)	501 (346, 680)	1135 (415, 2532)	305 (63, 160)	51 (22, 102)	1799 (1029, 3225)	0.9 (0.6, 1.2)	4.9 (2.0, 9.0)	0.1 (0.1, 0.2)	0.1 (0.0, 0.2)	0.5 (0.3, 0.9)
Agens 65 and older	791000	0.4 (0.3, 0.5)	27.3 (25.5, 29.1)	732 (527, 975)	1524 (584, 3101)	133 (83, 194)	39 (16, 77)	2428 (1451, 4089)	625 (666, 1233)	1927 (738, 3920)	168 (105, 246)	49 (21, 97)	3069 (1833, 5168)	0.4 (0.3, 0.6)	3.1 (1.5, 5.7)	0.1 (0.1, 0.1)	0.1 (0.0, 0.2)	0.4 (0.2, 0.6)
Men overall	4040000	0.7 (0.6, 0.9)	26.3 (25.4, 28.4)	1722 (1201, 2341)	3963 (1450, 8701)	311 (188, 470)	130 (65, 259)	6127 (3500, 11001)	426 (297, 579)	980 (358, 2152)	77 (46, 116)	32 (14, 64)	1516 (866, 2721)	1.2 (0.9, 1.7)	5.6 (2.3, 10.3)	0.1 (0.1, 0.2)	0.1 (0.0, 0.2)	0.4 (0.2, 0.8)
Both sexes overall	8350000	0.7 (0.6, 0.9)	26.4 (24.7, 28.2)	2916 (1977, 4183)	7522 (2759, 16554)	638 (392, 974)	362 (150, 740)	11439 (6388, 20848)	349 (237, 501)	901 (330, 1982)	76 (47, 117)	43 (18, 89)	1370 (765, 2496)	1.3 (0.8, 2.5)	5.0 (2.0, 9.1)	0.1 (0.1, 0.3)	0.1 (0.0, 0.2)	0.4 (0.2, 0.7)

Belize

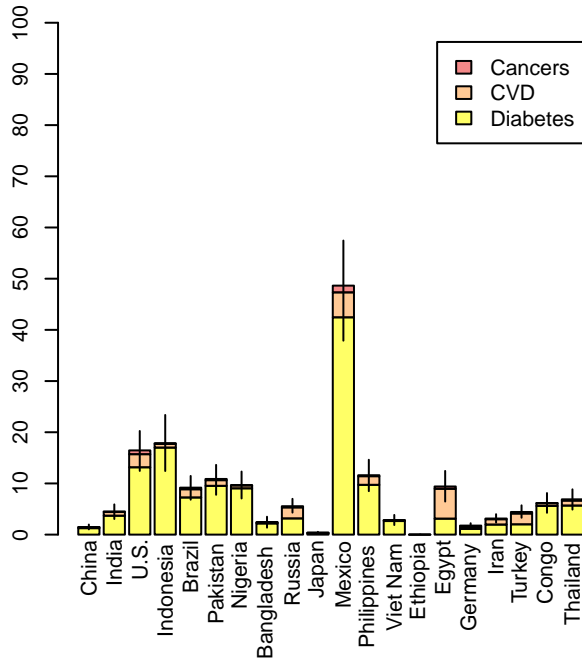
Agens 20 to 44	57900	2.3 (0.6, 4.0)	29.4 (28.0, 30.8)	23 (10, 43)	102 (34, 225)	4 (1, 8)	3 (1, 6)	131 (60, 254)	390 (179, 742)	1762 (589, 3881)	64 (24, 146)	51 (19, 109)	2267 (1041, 4384)	5.7 (2.9, 9.7)	9.7 (3.5, 19.1)	0.6 (0.2, 1.3)	0.4 (0.1, 0.7)	1.1 (0.5, 2.1)
Agens 45 to 64	19400	1.1 (0.3, 1.9)	31.4 (29.9, 32.9)	25 (12, 45)	152 (53, 312)	5 (2, 10)	8 (3, 17)	189 (88, 351)	1267 (626, 2291)	7816 (2752, 16066)	243 (96, 590)	420 (152, 891)	9745 (4507, 18083)	2.5 (1.3, 4.3)	12.8 (4.8, 23.7)	0.5 (0.2, 1.0)	0.9 (0.3, 1.9)	2.5 (1.2, 4.5)
Agens 65 and older	6530	0.8 (0.1, 0.4)	26.9 (25.4, 28.4)	20 (10, 34)	121 (42, 236)	3 (1, 6)	3 (1, 5)	146 (65, 263)	3043 (1538, 5260)	18501 (6414, 36206)	452 (188, 926)	394 (147, 827)	22390 (9956, 40336)	1.2 (0.6, 2.1)	11.0 (4.0, 20.6)	0.4 (0.2, 0.8)	0.7 (0.3, 1.4)	2.5 (1.1, 4.4)
Women overall	83900	1.4 (0.4, 2.5)	28.9 (27.5, 30.4)	67 (33, 122)	375 (129, 773)	11 (5, 24)	14 (5, 29)	467 (213, 868)	960 (388, 1453)	4467 (1543, 9220)	136 (54, 291)	163 (60, 346)	5566 (2538, 10357)	3.1 (1.6, 5.3)	11.2 (4.1, 21.1)	0.5 (0.2, 1.0)	0.7 (0.2, 1.3)	2.0 (0.9, 3.7)
Men																		
Agens 20 to 44	58300	2.5 (0.7, 4.2)	26.9 (25.8, 28.0)	10 (5, 56)	101 (34, 221)	2 (0, 5)	2 (1, 5)	135 (65, 258)	523 (250, 958)	1730 (591, 3783)	33 (8, 85)	35 (13, 79)	2320 (1109, 4415)	6.5 (3.3, 11.1)	13.9 (5.2, 26.7)	0.4 (0.1, 0.9)	0.3 (0.1, 0.8)	0.8 (0.4, 1.5)
Agens 45 to 64	18900	1.2 (0.3, 2.0)	27.7 (26.6, 28.9)	41 (21, 73)	148 (55, 310)	2 (1, 5)	5 (2, 13)	197 (98, 357)	2163 (1083, 3864)	7816 (2918, 16385)	328 (137, 277)	288 (103, 666)	10394 (5180, 18839)	2.8 (1.4, 4.8)	13.2 (5.6, 24.8)	0.2 (0.1, 0.5)	0.8 (0.3, 1.9)	2.0 (1.0, 3.6)
Agens 65 and older	5800	0.9 (0.2, 1.5)	25.3 (24.2, 26.5)	23 (12, 41)	83 (32, 172)	2 (1, 4)	2 (1, 4)	114 (54, 199)	4028 (2005, 6992)	14524 (5447, 29718)	124 (50, 274)	67 (30, 118)	19109 (9377, 34294)	1.3 (0.7, 2.3)	9.9 (4.2, 19.0)	0.2 (0.1, 0.4)	0.6 (0.2, 1.5)	1.8 (0.9, 3.2)
Men overall	83100	1.6 (0.5, 2.7)	26.5 (25.4, 27.7)	9 (6, 14)	303 (121, 703)	6 (2, 14)	9 (3, 21)	941 (427, 2043)	4141 (567, 2042)	1400 (1460, 8467)	72 (21, 164)	109 (39, 250)	5333 (2614, 9789)	3.5 (1.8, 6.1)	12.3 (5.0, 23.5)	0.3 (0.1, 0.6)	0.6 (0.2, 1.4)	1.5 (0.8, 2.8)
Both sexes overall	167000	1.5 (0.4, 2.6)	27.7 (26.4, 29.0)	162 (80, 291)	708 (251, 1477)	17 (6, 38)	23 (8, 50)	910 (420, 1812)	970 (477, 2426)	4240 (1502, 8465)	104 (38, 228)	136 (49, 298)	5450 (2576, 10074)	3.3 (1.7, 5.7)	11.7 (4.5, 22.3)	0.4 (0.1, 0.8)	0.6 (0.2, 1.4)	1.8 (0.8, 3.2)

Benin

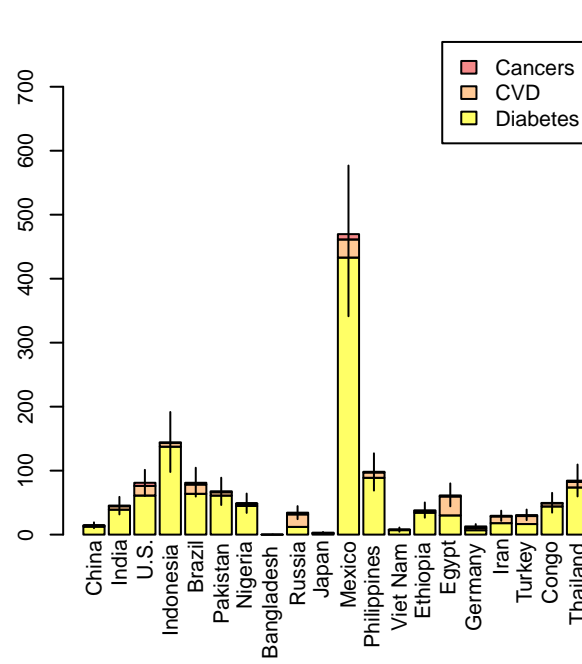
Agens 20 to 44	1460000	0.3 (0.1, 0.5)	23.4 (22.8, 24.1)	48 (14, 94)	95 (32, 225)	3 (1, 5)	5 (2, 12)	151 (67, 293)	33 (10, 65)	65 (22, 154)	4 (1, 8)	104 (46, 201)	0.4 (0.1, 0.7)	0.5 (0.2, 1.0)	0.0 (0.0, 0.0)	0.0 (0.0, 0.1)	0.0 (0.0, 0.1)	
Agens 45 to 64	464000	0.1 (0.0, 0.2)	24.7 (23.7, 25.6)	35 (8, 85)	111 (41, 247)	3 (1, 7)	12 (3, 24)	160 (65, 305)	7 (16, 183)	240 (88, 532)	2 (0, 4)	26 (5, 73)	346 (140, 658)	0.1 (0.0, 0.3)	0.7 (0.3, 1.5)	0.0 (0.0, 0.0)	0.1 (0.0, 0.1)	0.1 (0.0, 0.1)
Agens 65 and older	162000	0.1 (0.0, 0.2)	22.1 (19.2, 25.0)	380 (5, 2559)	104 (28, 297)	60 (1, 478)	50 (1, 112)	559 (43, 3329)	2352 (34, 15820)	644 (176, 1836)	91 (1, 694)	371 (4, 2953)	3459 (267, 20580)	1.2 (0.6, 0.9)	0.9 (0.3, 2.6)	0.0 (0.0, 0.3)	0.8 (0.4, 0.6)	0.4 (0.2, 2.2)
Women overall	2090000	0.2 (0.1, 0.3)	23.3 (23.7, 24.8)	463 (27, 2738)	311 (101, 769)	20 (10, 125)	74 (4, 524)	871 (175, 3927)	222 (13, 1313)	149 (49, 369)	10 (1, 60)	418 (84, 1883)	0.6 (0.1, 2.7)	0.7 (0.2, 1.7)	0.1 (0.0, 0.4)	0.3 (0.1, 0.6)	0.2 (0.0, 0.8)	
Men																		
Agens 20 to 44	1430000	0.3 (0.1, 0.5)	22.2 (21.4, 22.9)	352 (25, 2172)	113 (34, 262)	11 (1, 70)	12 (1, 30)	488 (88, 2491)	247 (17, 1521)	79 (24, 183)	8 (0, 49)	8 (1, 91)	341 (62, 1745)	2.2 (0.2, 11.6)	1.0 (0.3, 2.3)	0.1 (0.0, 0.6)	0.1 (0.0, 0.8)	0.1 (0.0, 0.7)
Agens 45 to 64	416000	0.1 (0.0, 0.2)	23.0 (22.2, 23.8)	144 (45, 351)	148 (55, 310)	13 (0, 38)	14 (3, 49)	485 (70, 3897)	686 (25, 7320)	347 (107, 844)	3 (0, 13)	302 (3, 1186)	1167 (191, 9367)	0.8 (0.0, 8.3)	1.0 (0.3, 2.4)	0.1 (0.0, 0.8)	0.3 (0.0, 3.3)	0.2 (0.1, 0.6)
Agens 65 and older	107000	0.1 (0.0, 0.2)	21.9 (20.1, 23.6)	499 (4, 1801)	87 (22, 214)	19 (0, 78)	51 (0, 226)	656 (35, 2172)	4658 (41, 16810)	810 (204, 1995)	179 (1, 730)	473 (3, 2114)	6121 (328, 20276)	1.9 (0.0, 6.2)	0.9 (0.2, 2.1)	0.2 (0.0, 0.9)	1.0 (0.4, 2.2)	0.5 (0.0, 1.7)
Men overall	1950000	0.2 (0.1, 0.3)	23.3 (23.1, 23.4)	1137 (40, 7018)	944 (101, 827)	43 (1, 287)	106 (3, 850)	1629 (203, 8561)	176 (52, 424)	162 (12, 147)	54 (1, 436)	835 (104, 4387)	1.6 (0.1, 8.7)	1.0 (0.3, 2.3)	0.1 (0.0, 0.7)	0.5 (0.0, 2.8)	0.3 (0.0, 1.3)	
Both sexes overall	4040000	0.2 (0.1, 0.3)	22.8 (21.4, 24.1)	1600 (67, 9756)	654 (202, 1596)	62 (3, 411)	183 (7, 1374)	2500 (377, 12487)	396 (17, 2417)	1177 (450, 395)	15 (1, 102)	45 (2, 340)	619 (93, 3093)	1.1 (0.1, 5.7)	0.8 (0.3, 2.0)	0.1 (0.0, 0.6)		

SSB-attributable deaths per million adults

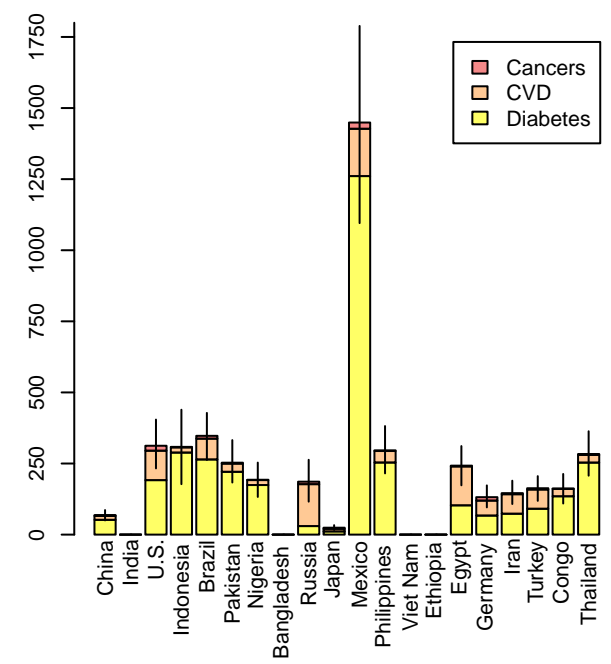
Women aged 20–44



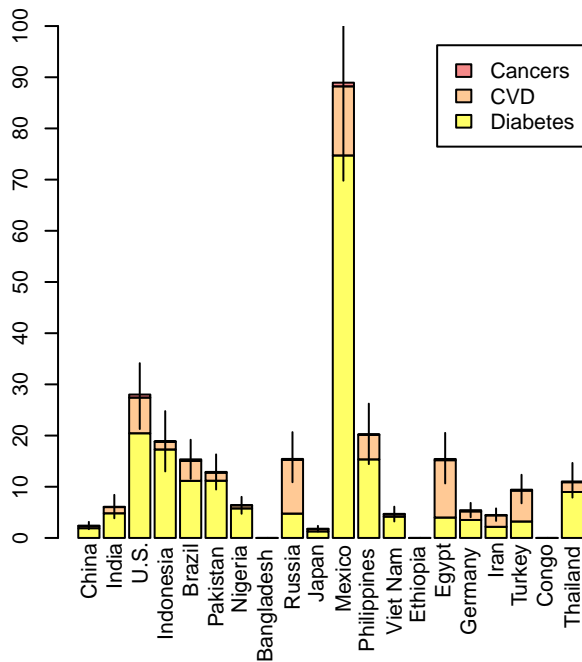
Women aged 45–64



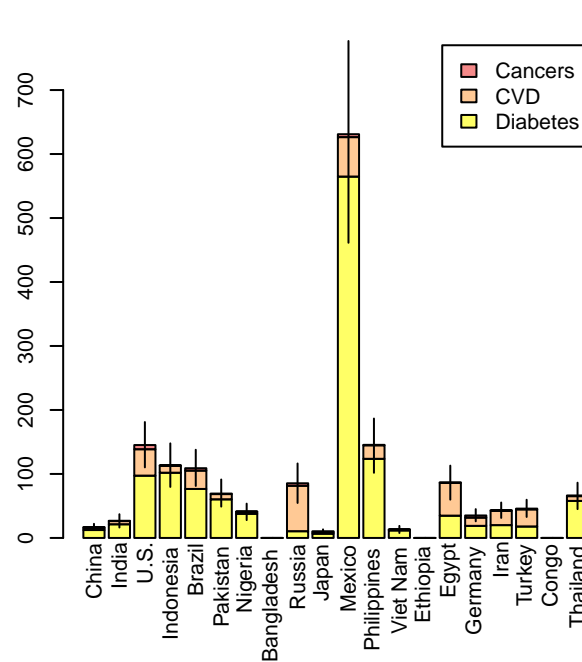
Women aged 65 and over



Men aged 20–44



Men aged 45–64



Men aged 65 and over

