Outline: Focus gene analysis

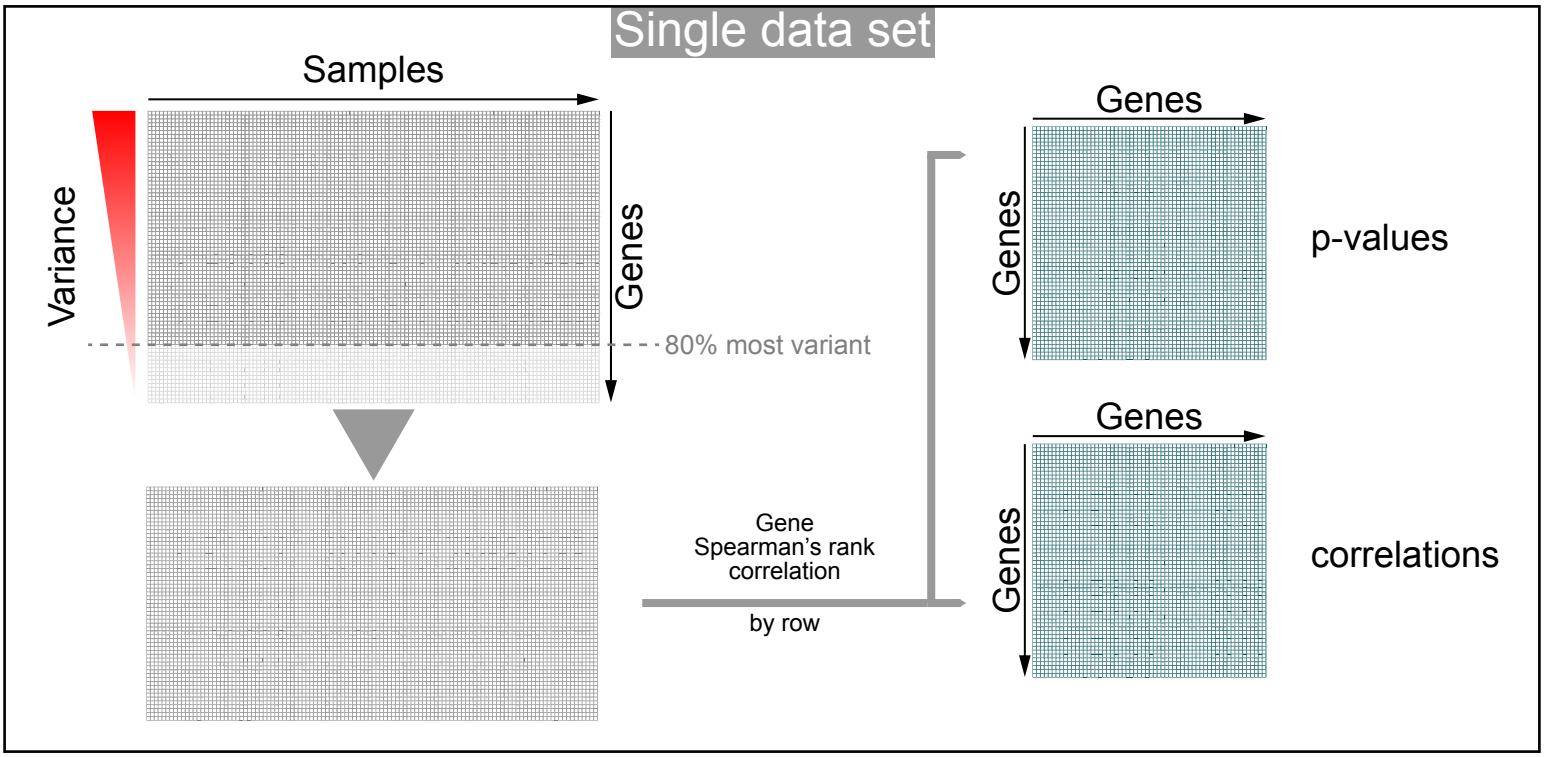

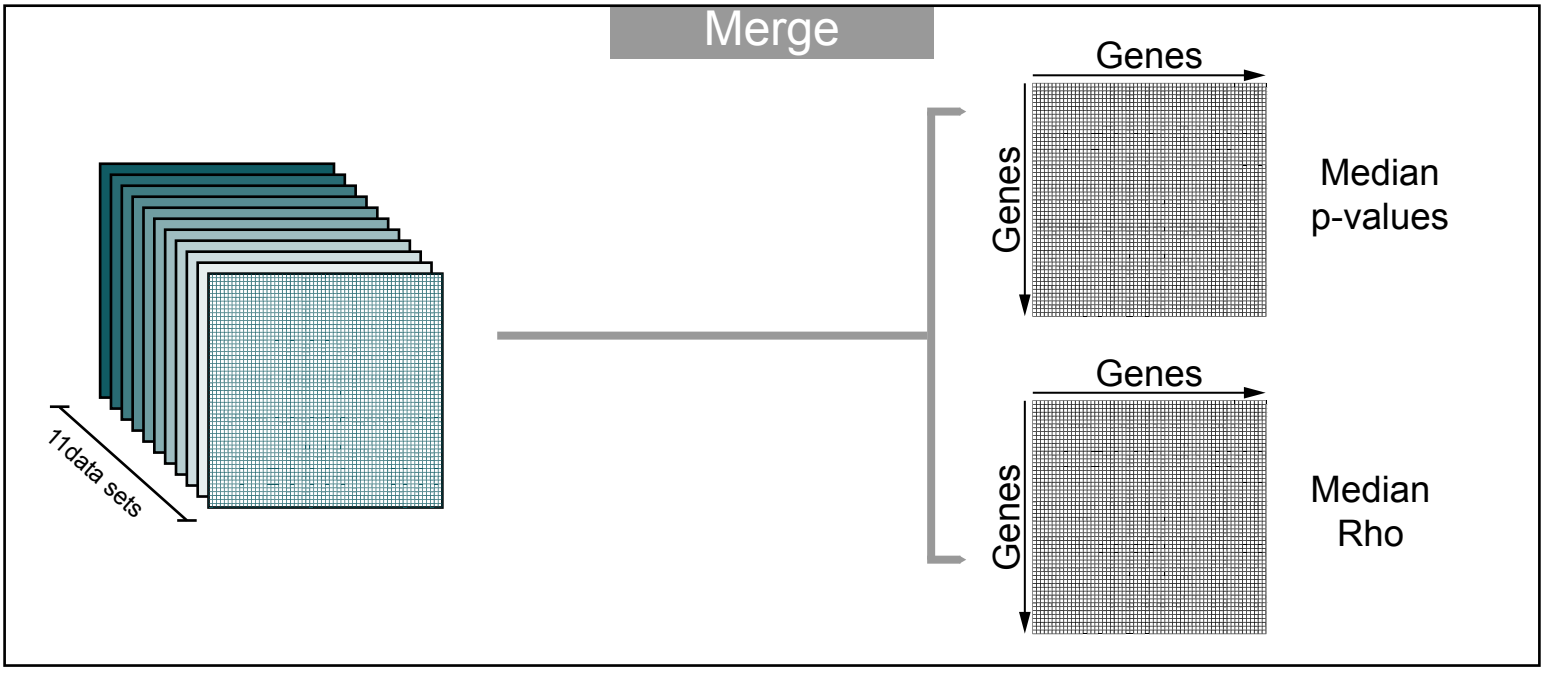

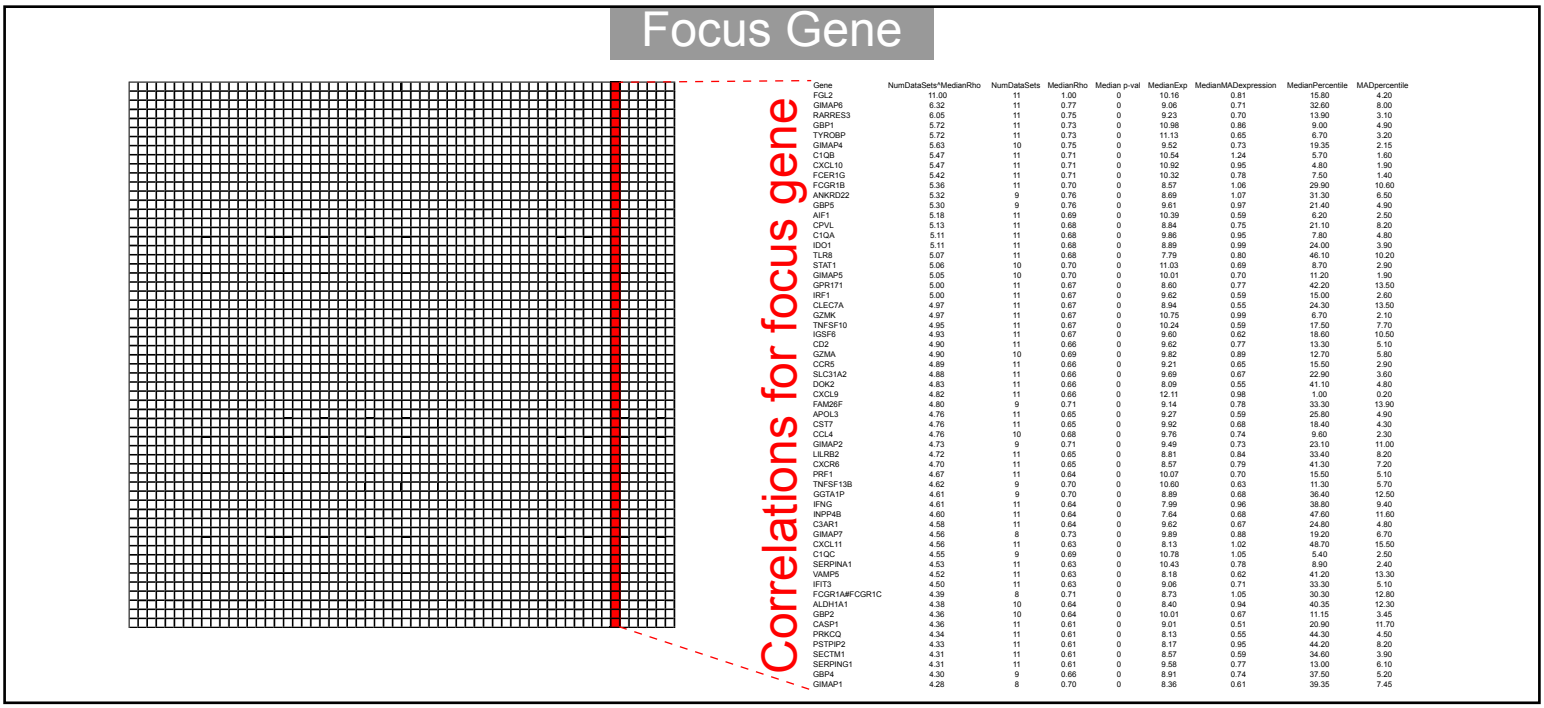

Gene	NumDataSets*MedianRho	NumDataSets	MedianRho	Median p-val	MedianExp	MedianMAExpression	MedianPercentile	MADpercentile
FGL2	11.00	11	1.00	0	10.16	0.81	15.80	4.20
GIMAP6	6.32	11	0.77	0	9.06	0.71	32.60	8.00
RARRES3	6.05	11	0.75	0	9.23	0.70	13.90	3.10
GBP1	5.72	11	0.73	0	10.98	0.86	9.00	4.90
TYROBP	5.72	11	0.73	0	11.13	0.65	6.70	3.20
GIMAP4	5.63	10	0.75	0	9.52	0.73	19.35	2.15
C1QB	5.47	11	0.71	0	10.54	1.24	5.70	1.60
CXCL10	5.47	11	0.71	0	10.92	0.95	4.80	1.90
FCER1G	5.42	11	0.71	0	10.32	0.78	7.50	1.40
FCGR1B	5.36	11	0.70	0	8.57	1.06	29.90	10.60
ANKRD22	5.32	9	0.76	0	8.69	1.07	31.30	6.50
GBP5	5.30	9	0.76	0	9.61	0.97	21.40	4.90
AIF1	5.18	11	0.69	0	10.39	0.59	6.20	2.50
CPVL	5.13	11	0.68	0	8.84	0.75	21.10	8.20
C1QA	5.11	11	0.68	0	9.86	0.95	7.80	4.80
IDO1	5.11	11	0.68	0	8.89	0.99	24.00	3.90
TLR8	5.07	11	0.68	0	7.79	0.80	46.10	10.20
STAT1	5.06	10	0.70	0	11.03	0.69	8.70	2.90
GIMAP5	5.05	10	0.70	0	10.01	0.70	11.20	1.90
GPR171	5.00	11	0.67	0	8.60	0.77	42.20	13.50
IRF1	5.00	11	0.67	0	9.62	0.59	15.00	2.60
CLEC7A	4.97	11	0.67	0	8.94	0.55	24.30	13.50
GZMK	4.97	11	0.67	0	10.75	0.99	6.70	2.10
TNFSF10	4.95	11	0.67	0	10.24	0.59	17.50	7.70
IGSF6	4.93	11	0.67	0	9.60	0.62	18.60	10.50
CD2	4.90	11	0.66	0	9.62	0.77	13.30	5.10
GZMA	4.90	10	0.69	0	9.82	0.89	12.70	5.80
CCR5	4.89	11	0.66	0	9.21	0.65	15.50	2.90
SLC31A2	4.88	11	0.66	0	9.69	0.67	22.90	3.60
DOK2	4.83	11	0.66	0	8.09	0.55	41.10	4.80
CXCL9	4.82	11	0.66	0	12.11	0.98	1.00	0.20
FAM26F	4.80	9	0.71	0	9.14	0.78	33.30	13.90
APOL3	4.76	11	0.65	0	9.27	0.59	25.80	4.90
CST7	4.76	11	0.65	0	9.92	0.68	18.40	4.30
CCL4	4.76	10	0.68	0	9.76	0.74	9.60	2.30
GIMAP2	4.73	9	0.71	0	9.49	0.73	23.10	11.00
LILRB2	4.72	11	0.65	0	8.81	0.84	33.40	8.20
CXCR6	4.70	11	0.65	0	8.57	0.79	41.30	7.20
PRF1	4.67	11	0.64	0	10.07	0.70	15.50	5.10
TNFSF13B	4.62	9	0.70	0	10.60	0.63	11.30	5.70
GGTA1P	4.61	9	0.70	0	8.89	0.68	36.40	12.50
IFNG	4.61	11	0.64	0	7.99	0.96	38.80	9.40
INPP4B	4.60	11	0.64	0	7.64	0.68	47.60	11.60
C3AR1	4.58	11	0.64	0	9.62	0.67	24.80	4.80
GIMAP7	4.56	8	0.73	0	9.89	0.88	19.20	6.70
CXCL11	4.56	11	0.63	0	8.13	1.02	48.70	15.50
C1QC	4.55	9	0.69	0	10.78	1.05	5.40	2.50
SERPINA1	4.53	11	0.63	0	10.43	0.78	8.90	2.40
VAMP5	4.52	11	0.63	0	8.18	0.62	41.20	13.30
IFIT3	4.50	11	0.63	0	9.06	0.71	33.30	5.10
FCGR1A#FCGR1C	4.39	8	0.71	0	8.73	1.05	30.30	12.80
ALDH1A1	4.38	10	0.64	0	8.40	0.94	40.35	12.30
GBP2	4.36	10	0.64	0	10.01	0.67	11.15	3.45
CASP1	4.36	11	0.61	0	9.01	0.51	20.90	11.70
PRKCQ	4.34	11	0.61	0	8.13	0.55	44.30	4.50
PSTPIP2	4.33	11	0.61	0	8.17	0.95	44.20	8.20
SECTM1	4.31	11	0.61	0	8.57	0.59	34.60	3.90
SERPING1	4.31	11	0.61	0	9.58	0.77	13.00	6.10
GBP4	4.30	9	0.66	0	8.91	0.74	37.50	5.20
GIMAP1	4.28	8	0.70	0	8.36	0.61	39.35	7.45