

Raw file

Scan

Method

Score

m/z

Gene names

20150402_CerP14_Frac01_top_opt_B1_01_1810

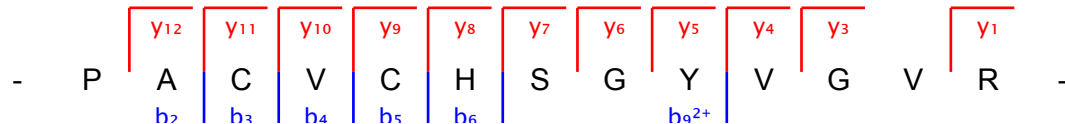
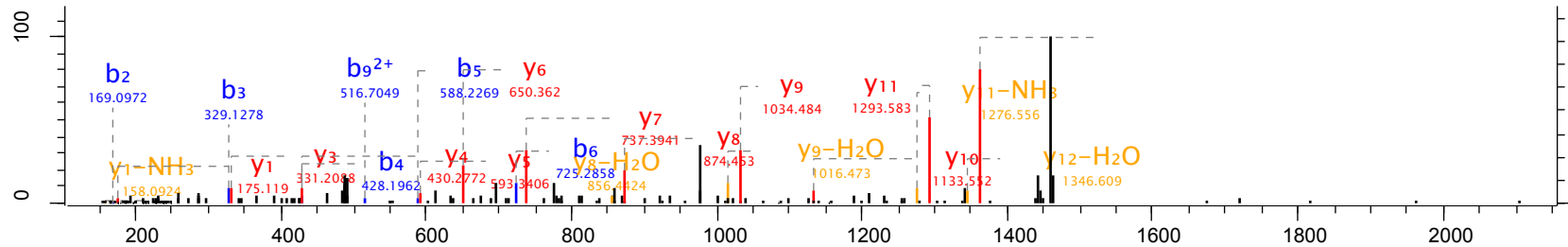
11901

TOF; CID

90.79

487.9

Tgfa



Raw file

Scan

Method

Score

m/z

Gene names

20150402_CerP14_Frac01_top_opt_B1_01_1810

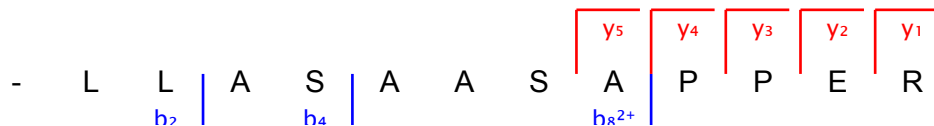
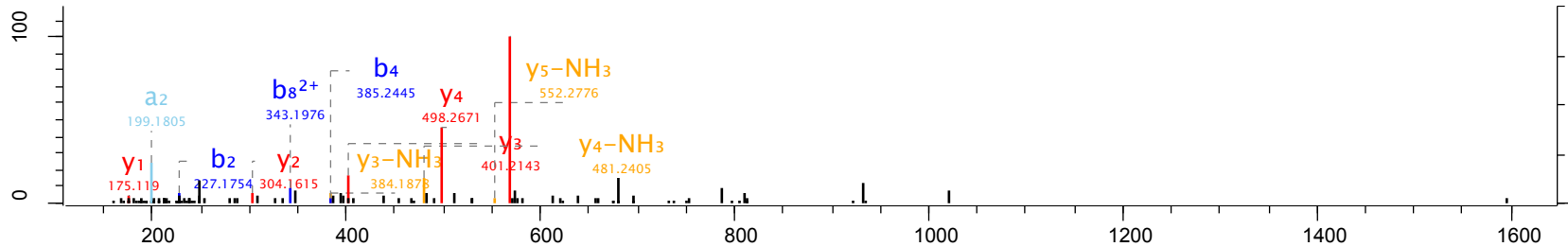
13660

TOF; CID

51.29

394.89

Tmem158



Raw file

Scan

Method

Score

m/z

Gene names

20150402_CerP14_Frac01_top_opt_B1_01_1810

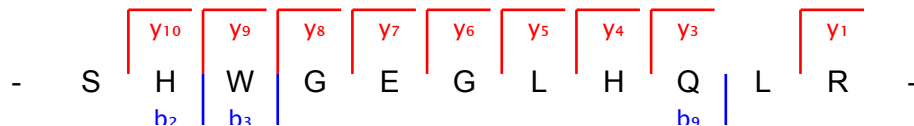
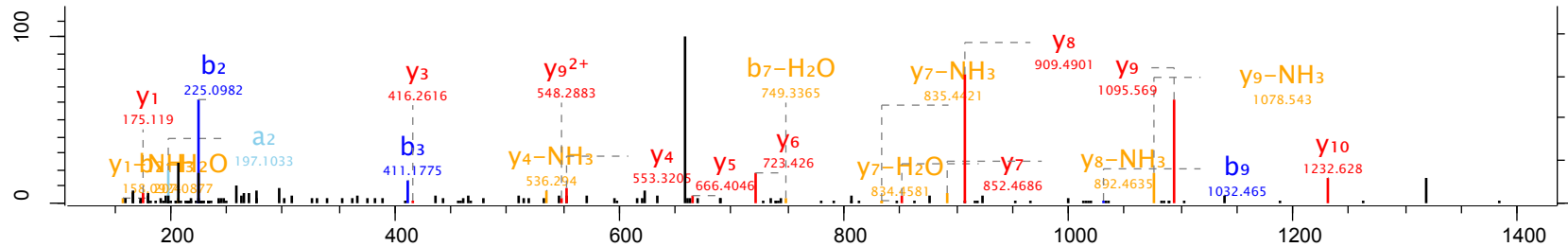
14840

TOF; CID

75.82

660.34

Emid1



Raw file

20150402_CerP14_Frac01_top_opt_B1_01_1810

Scan

15916

Method

TOF; CID

Score

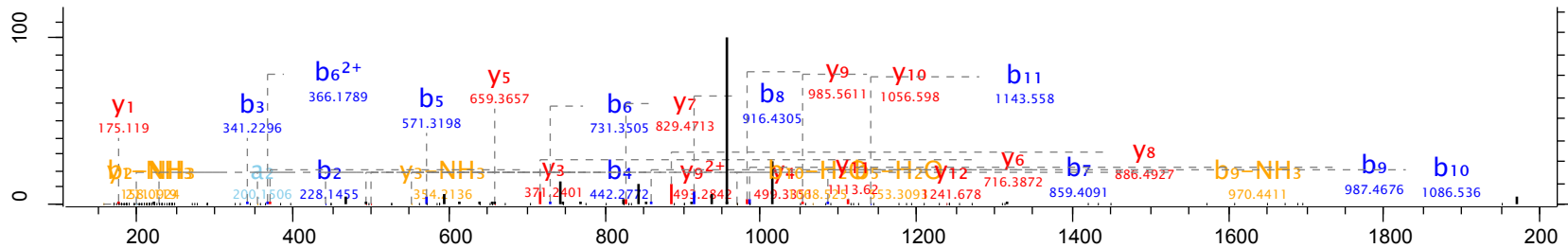
83.79

m/z

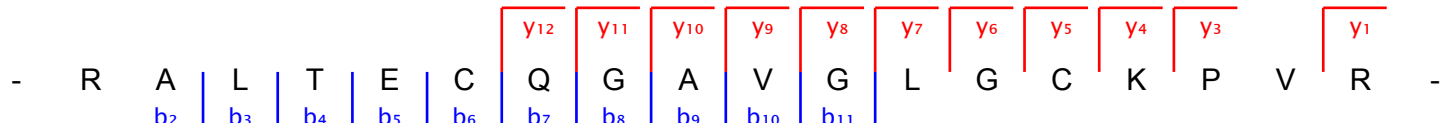
658.35

Gene names

Trnau1ap



[1e4]



Raw file

Scan

Method

Score

m/z

Gene names

20150402_CerP14_Frac01_top_opt_B1_01_1810

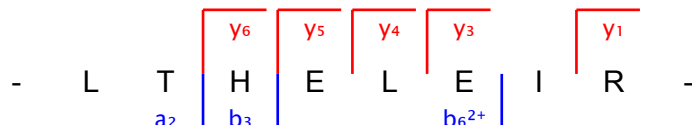
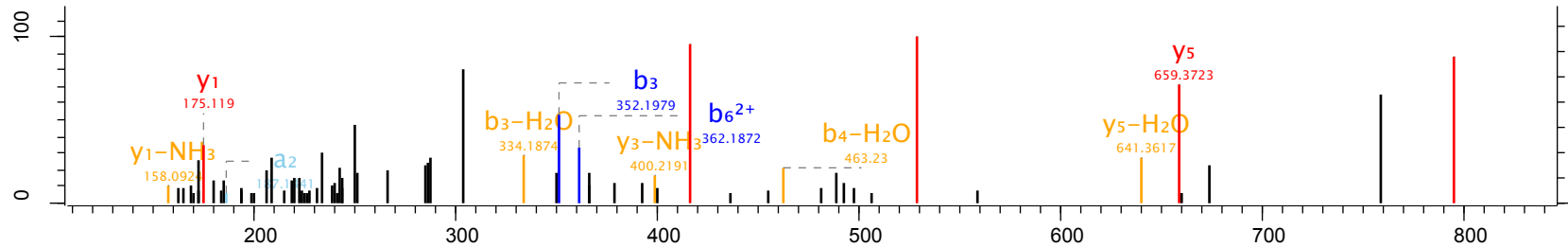
17521

TOF; CID

71.5

337.53

Ccdc30



Raw file

Scan

Method

Score

m/z

Gene names

20150402_CerP14_Frac01_top_opt_B1_01_1810

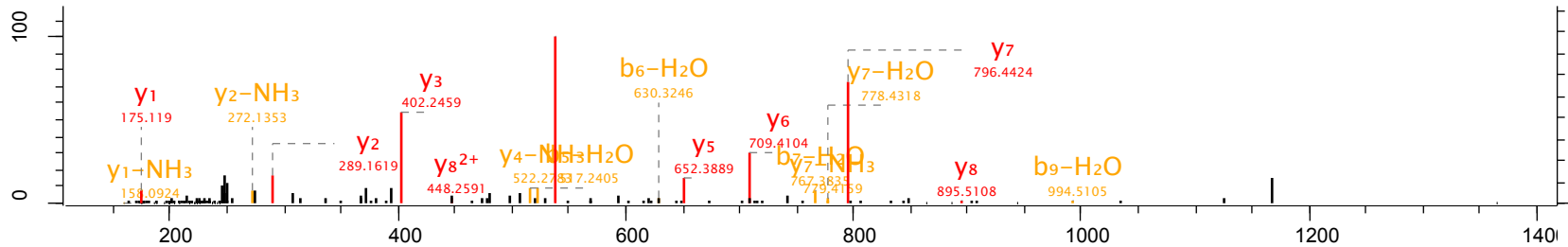
18227

TOF; CID

70.06

396.22

Hrh1



- Q Y V S G L H L N R -

Fragmentation scheme showing amino acid sequence: - Q Y V S G L H L N R -. The y-series labels (y1 to y8) are positioned above the sequence, indicating the fragmentation sites between residues.

Raw file

Scan

Method

Score

m/z

Gene names

20150402_CerP14_Frac01_top_opt_B1_01_1810

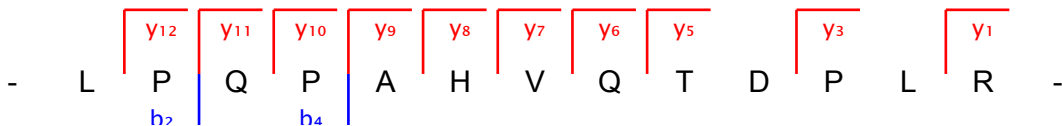
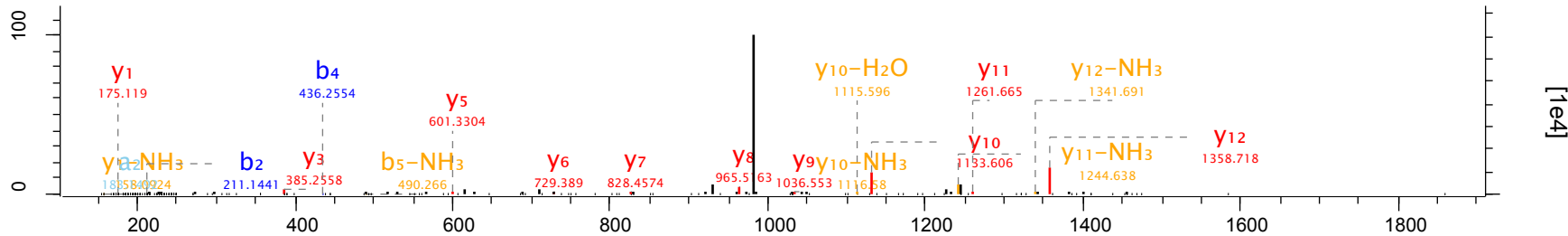
21111

TOF; CID

48.53

491.27

Tlcd1



Raw file

Scan

Method

Score

m/z

Gene names

20150402_CerP14_Frac01_top_opt_B1_01_1810

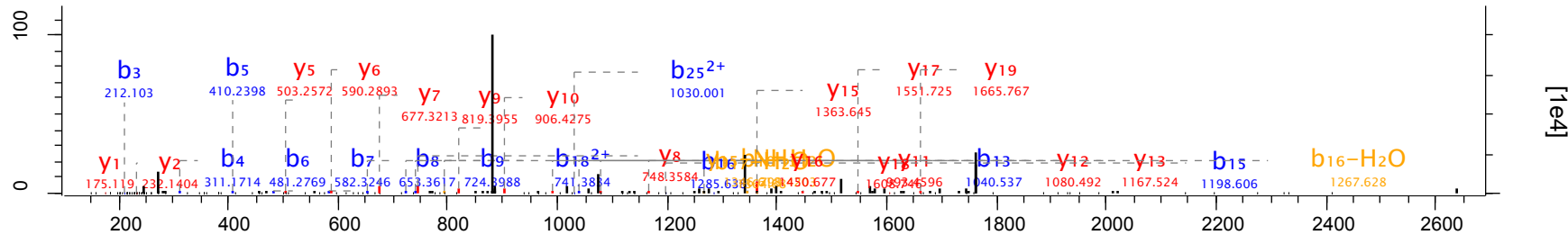
22274

TOF; CID

57.61

883.43

Klf16



Raw file

Scan

Method

Score

m/z

Gene names

20150402_CerP14_Frac01_top_opt_B1_01_1810

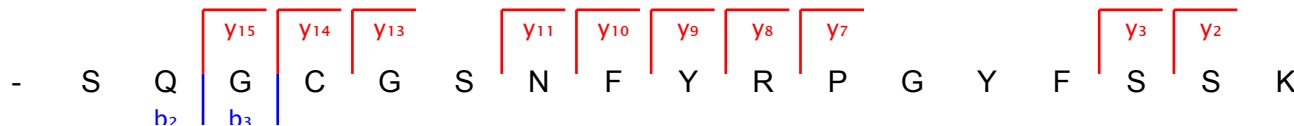
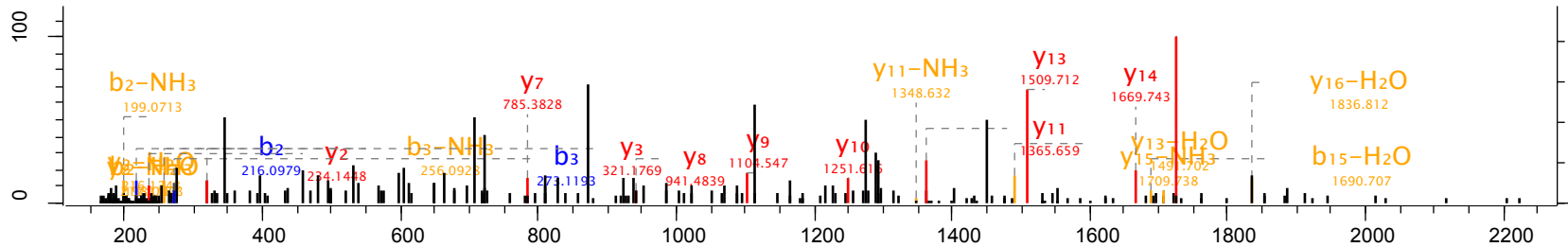
22889

TOF; CID

63.69

648.3

Krtap15-1;Krtap15



Raw file

Scan

Method

Score

m/z

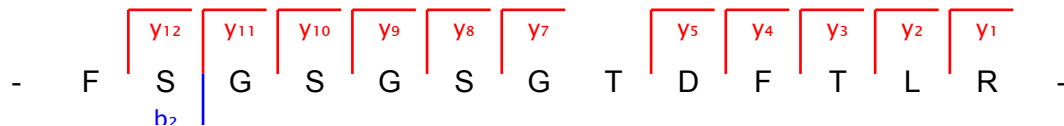
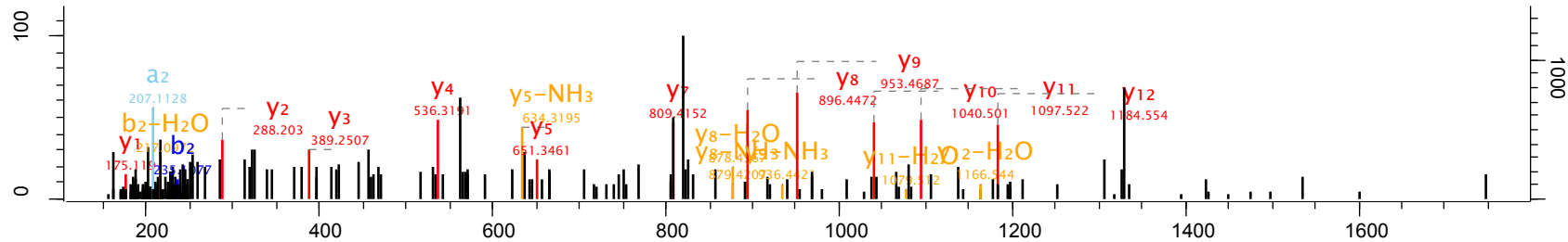
20150402_CerP14_Frac01_top_opt_B1_01_1810

25390

TOF; CID

63.19

666.32



Raw file

Scan

Method

Score

m/z

Gene names

20150402_CerP14_Frac01_top_opt_B1_01_1810

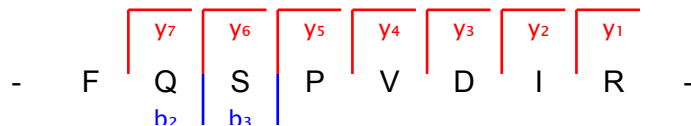
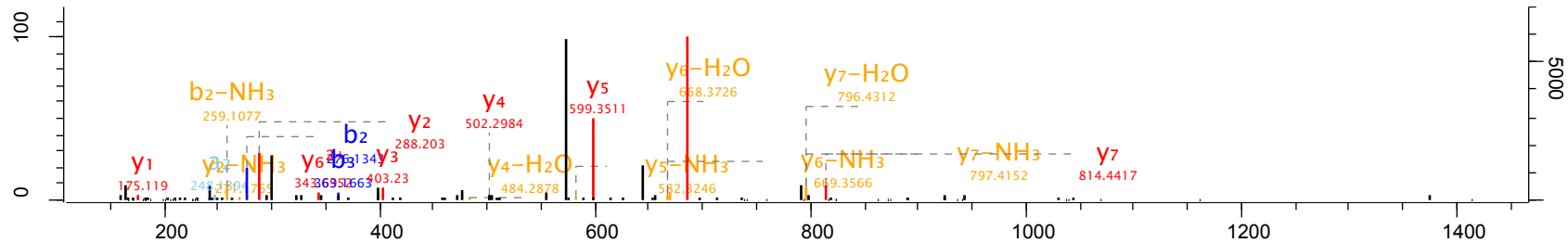
26678

TOF; CID

99.14

481.26

Car9;Ca9



Raw file

Scan

Method

Score

m/z

Gene names

20150402_CerP14_Frac01_top_opt_B1_01_1810

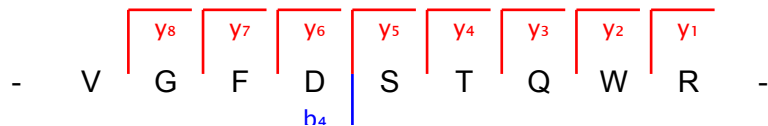
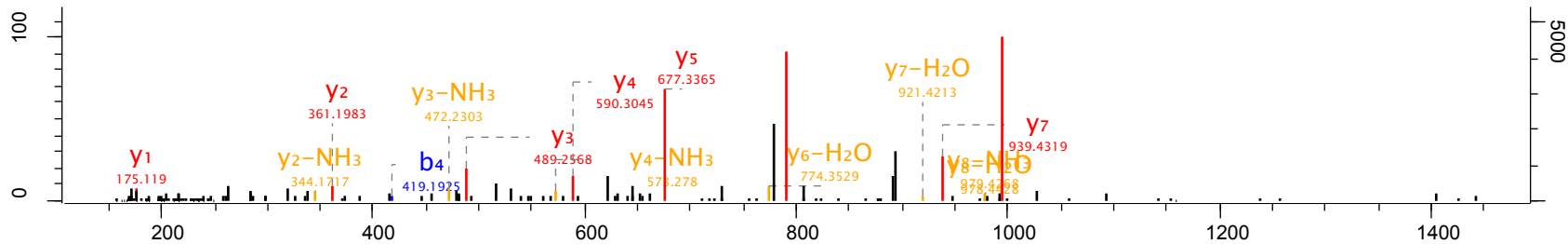
26999

TOF; CID

88.5

548.27

Fktn



Raw file

Scan

Method

Score

m/z

Gene names

20150402_CerP14_Frac01_top_opt_B1_01_1810

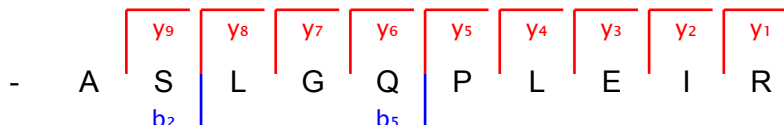
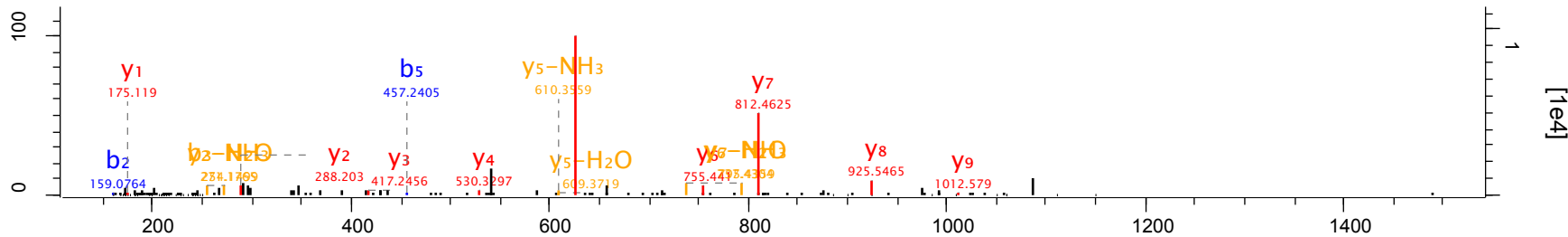
28279

TOF; CID

66.56

542.32

Thsd1



Raw file

Scan

Method

Score

m/z

Gene names

20150402_CerP14_Frac01_top_opt_B1_01_1810

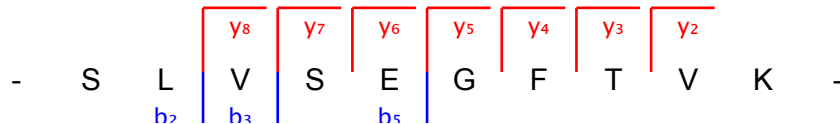
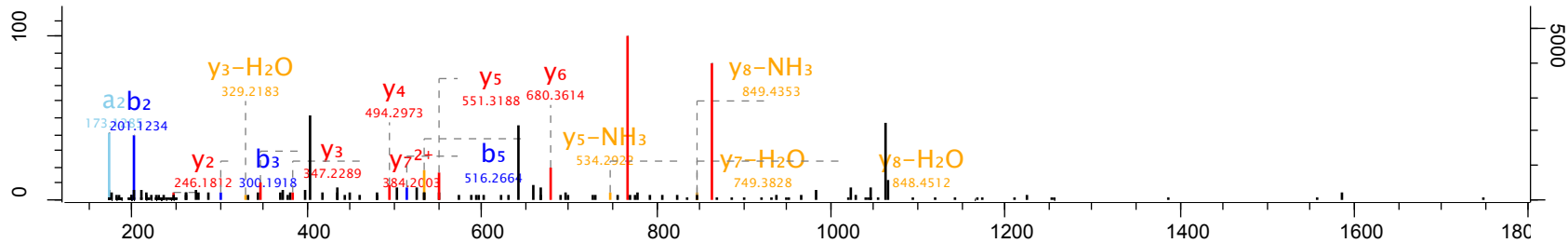
28909

TOF; CID

82.42

533.8

Pacrg



Raw file

Scan

Method

Score

m/z

Gene names

20150402_CerP14_Frac01_top_opt_B1_01_1810

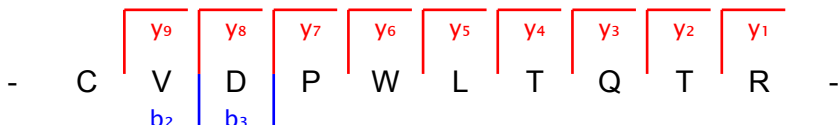
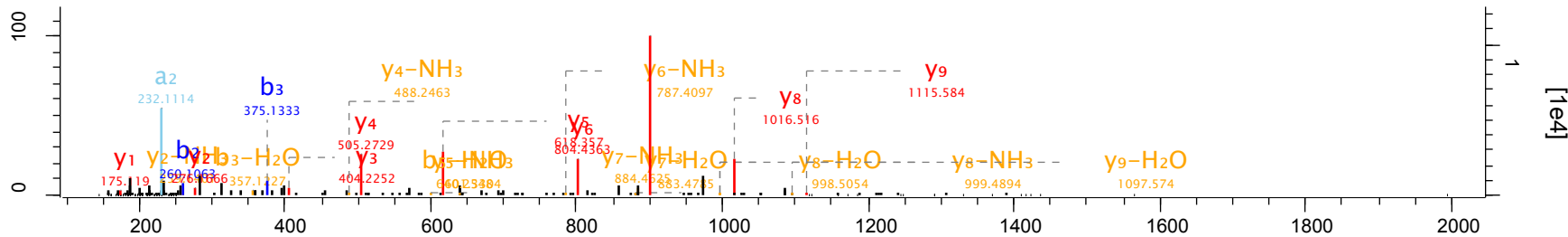
29018

TOF; CID

96.96

638.32

Rnf167



Raw file

Scan

Method

Score

m/z

Gene names

20150402_CerP14_Frac01_top_opt_B1_01_1810

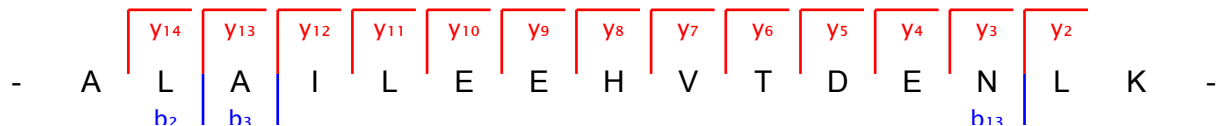
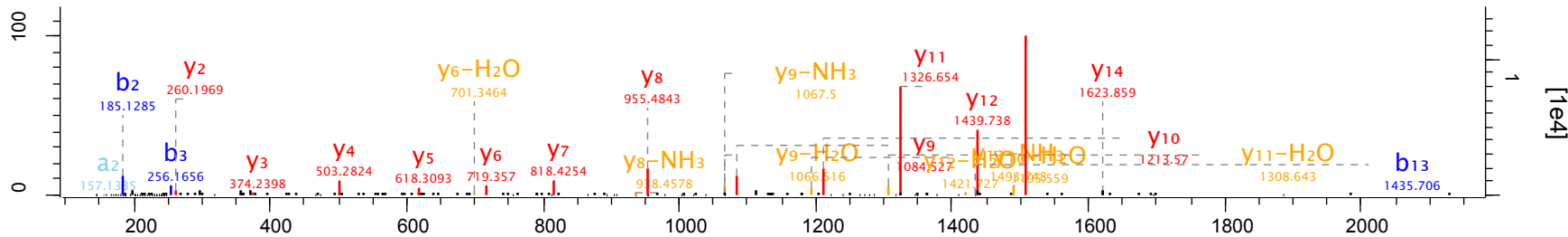
33982

TOF; CID

113.4

565.97

Oxld1



Raw file

Scan

Method

Score

m/z

Gene names

20150402_CerP14_Frac01_top_opt_B1_01_1810

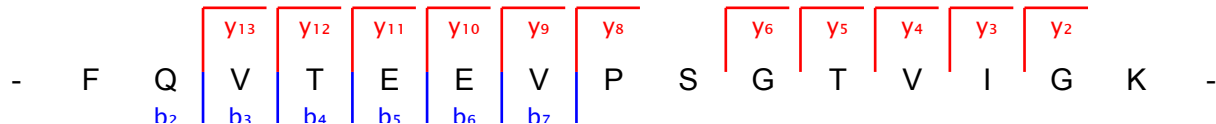
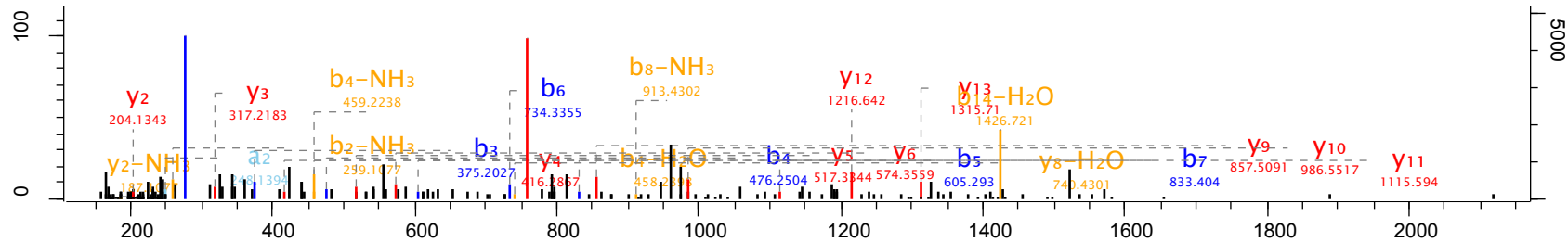
34386

TOF; CID

52.93

796.42

Pcdh12



Raw file

Scan

Method

Score

m/z

Gene names

20150402_CerP14_Frac01_top_opt_B1_01_1810

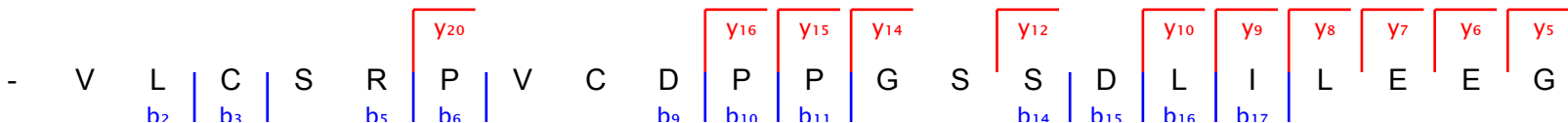
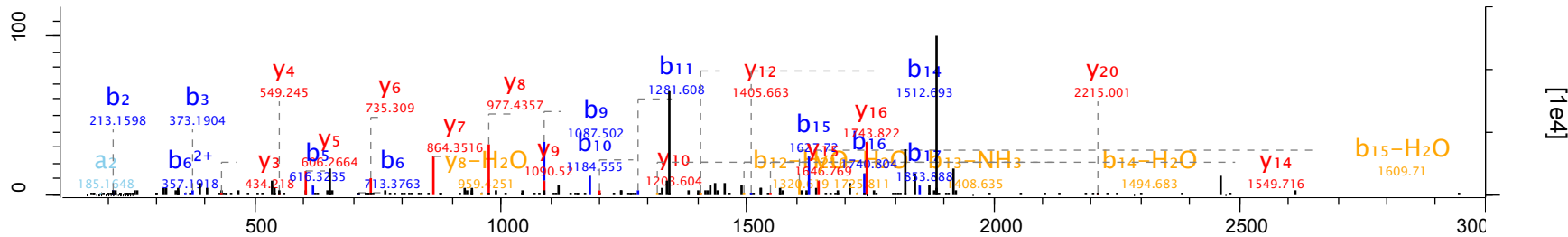
34885

TOF; CID

53.68

944.45

Chst1



Raw file

Scan

Method

Score

m/z

Gene names

20150402_CerP14_Frac01_top_opt_B1_01_1810

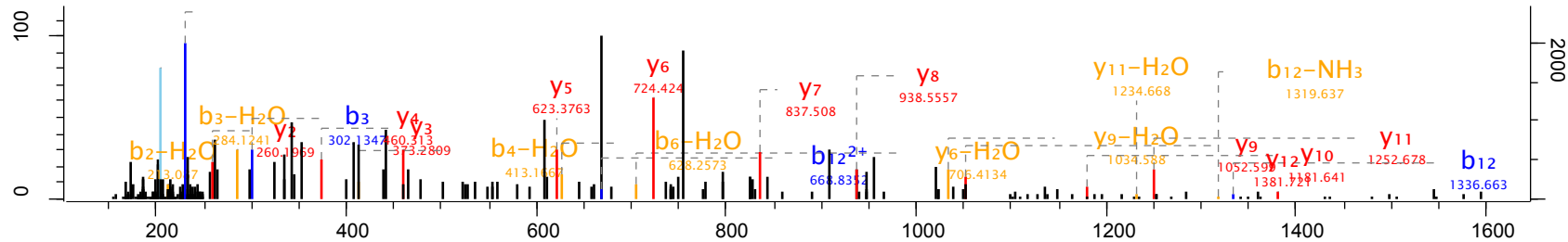
36267

TOF; CID

68.97

741.89

Fcgr2;Fcgr2b



Raw file

Scan

Method

Score

m/z

Gene names

20150402_CerP14_Frac01_top_opt_B1_01_1810

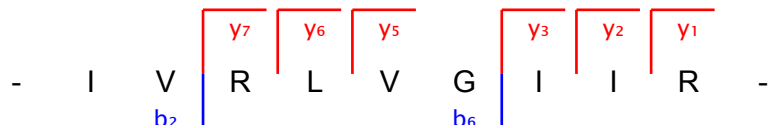
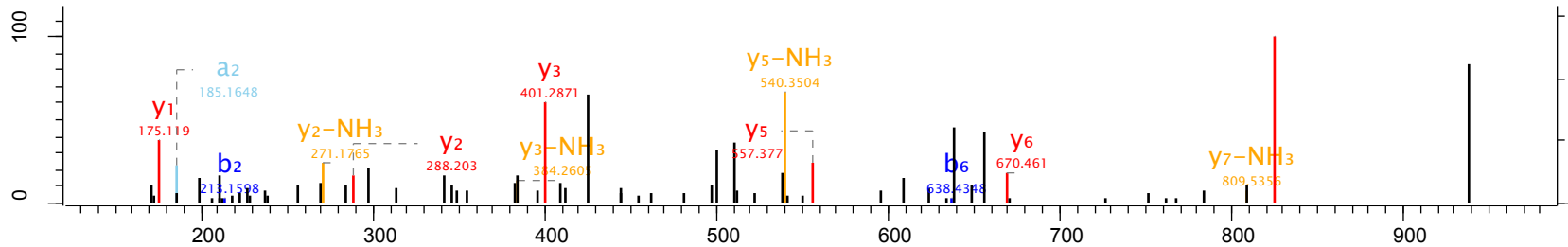
36630

TOF; CID

71.38

346.91

Cnga2



Raw file

Scan

Method

Score

m/z

Gene names

20150402_CerP14_Frac01_top_opt_B1_01_1810

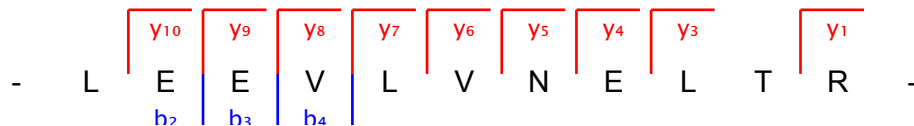
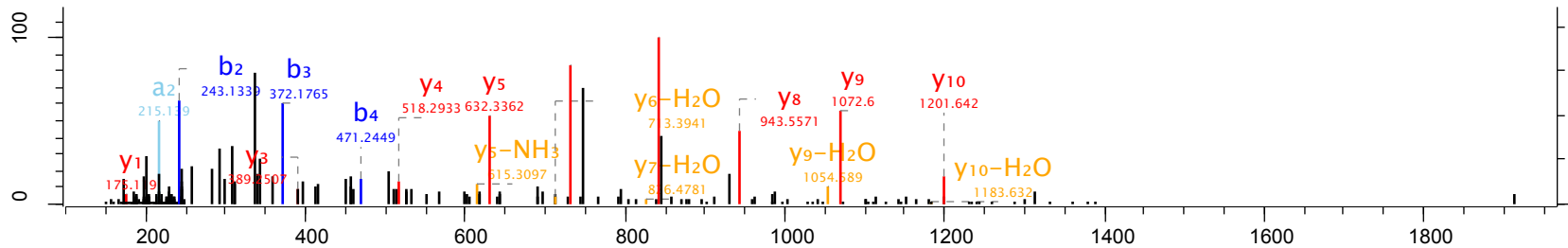
38272

TOF; CID

72.29

657.87

Arhgap36



Raw file

Scan

Method

Score

m/z

Gene names

20150402_CerP14_Frac01_top_opt_B1_01_1810

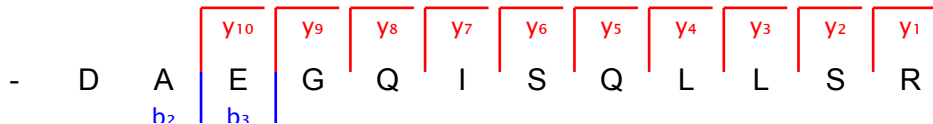
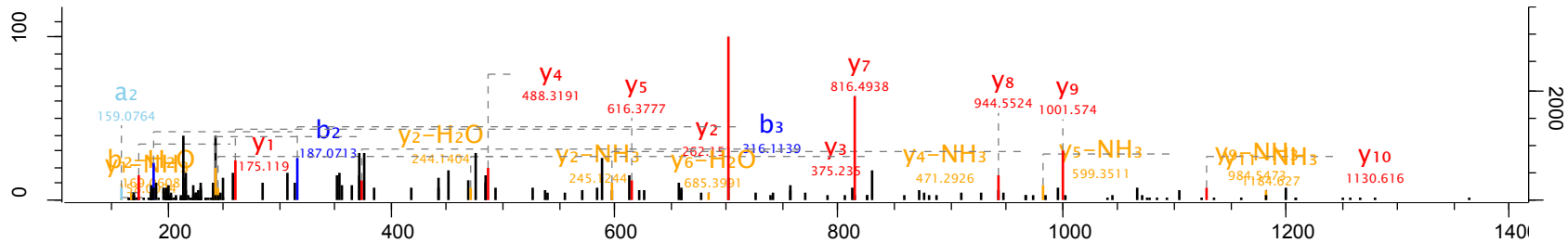
39711

TOF; CID

58.32

658.85

Fam81a



Raw file

20150402_CerP14_Frac01_top_opt_B1_01_1810

Scan

43055

Method

TOF; CID

Score

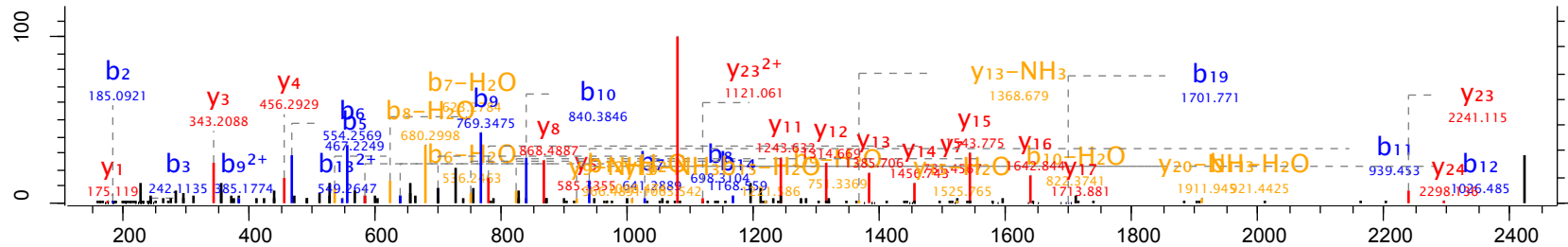
118.63

m/z

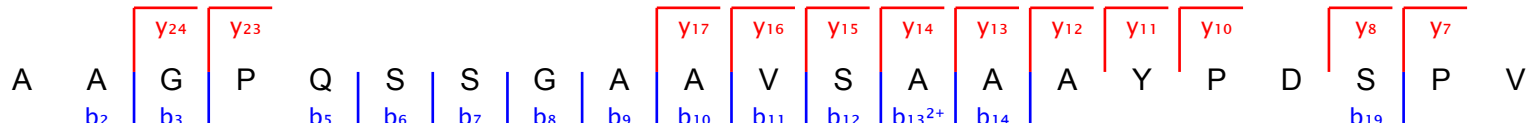
1242.12

Gene names

Tmem42



ac



Raw file

20150402_CerP14_Frac01_top_opt_B1_01_1810

Scan

43879

Method

TOF; CID

Score

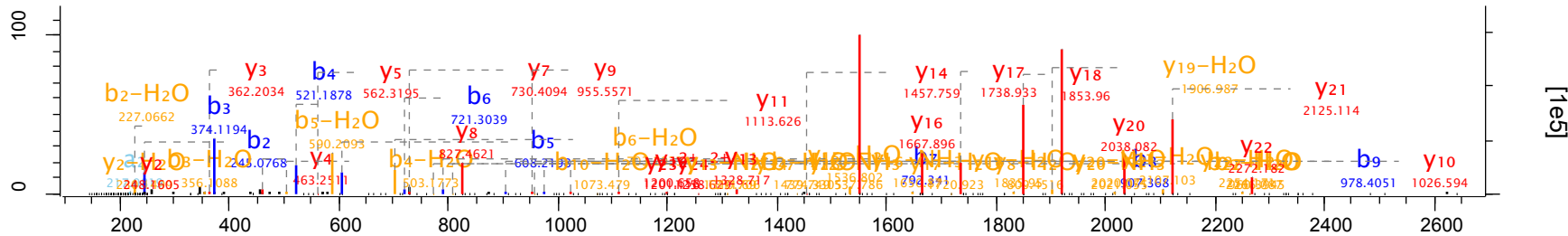
211.92

m/z

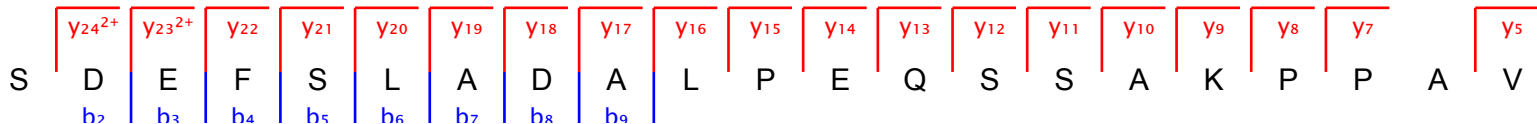
882.78

Gene names

Mapk1ip1l



ac



Raw file

Scan

Method

Score

m/z

Gene names

20150402_CerP14_Frac01_top_opt_B1_01_1810

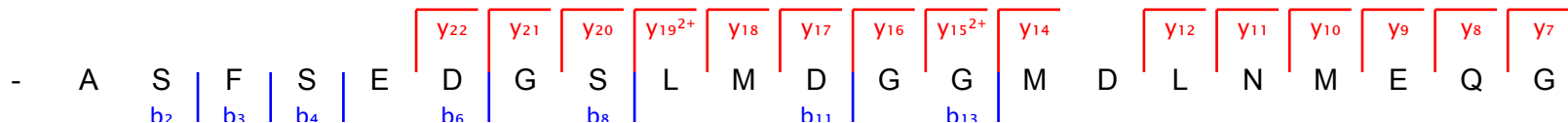
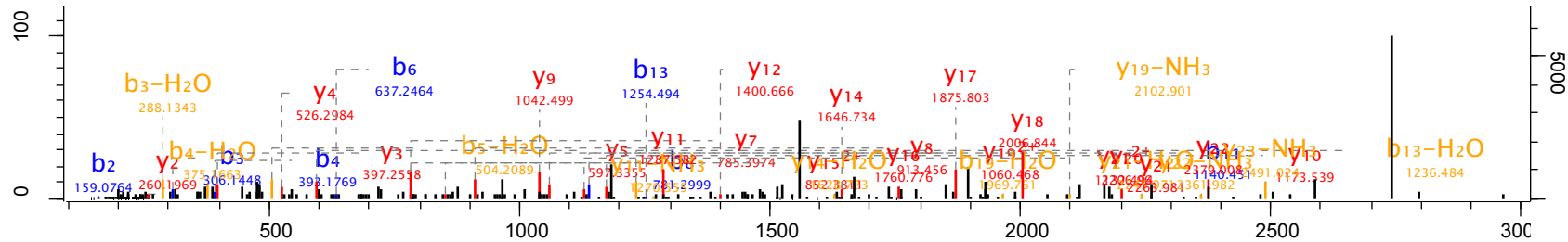
45481

TOF; CID

93.18

967.75

Tmem208



Raw file

Scan

Method

Score

m/z

Gene names

20150402_CerP14_Frac01_top_opt_B1_01_1810

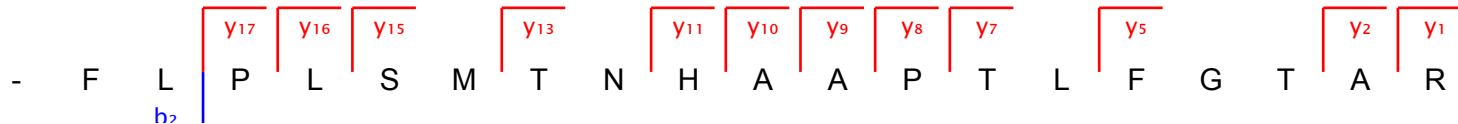
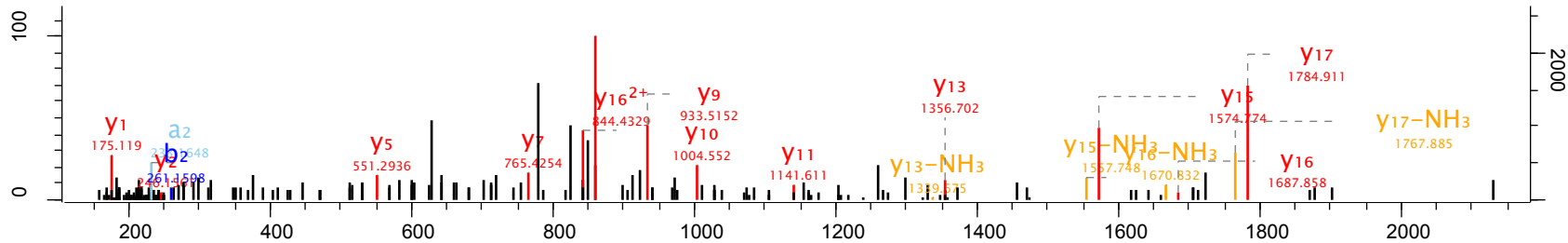
46026

TOF; CID

52.18

682.36

Pole2



Raw file

Scan

Method

Score

m/z

Gene names

20150402_CerP14_Frac01_top_opt_B1_01_1810

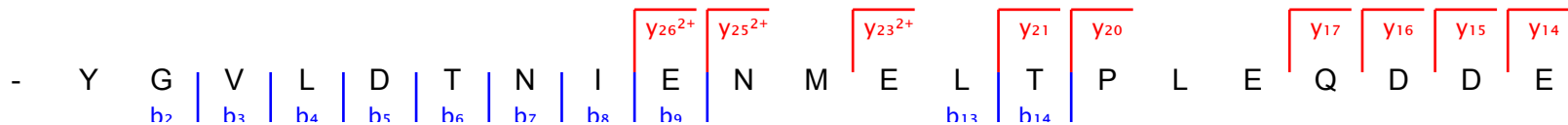
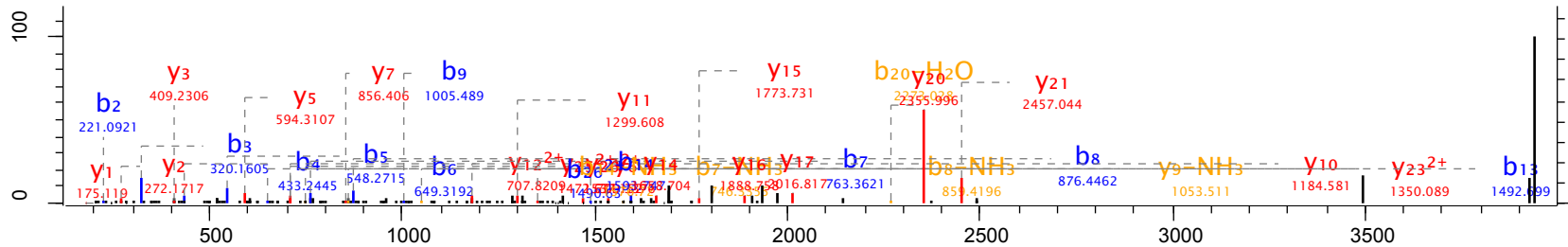
52928

TOF; CID

64.5

1317.6

Fam174a



Raw file

Scan

Method

Score

m/z

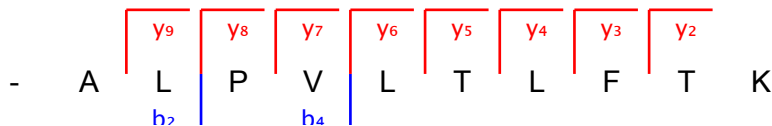
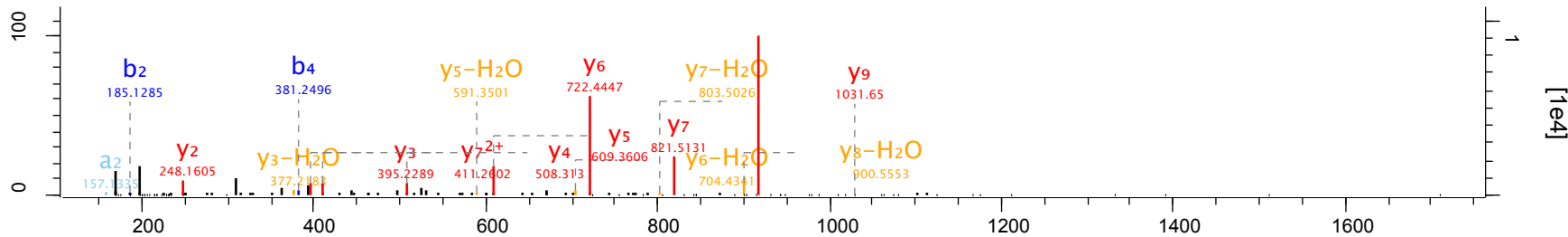
20150402_CerP14_Frac01_top_opt_B1_01_1810

54428

TOF; CID

80.71

551.85



Raw file

Scan

Method

Score

m/z

Gene names

20150402_CerP14_Frac02_top_opt_B2_01_1811

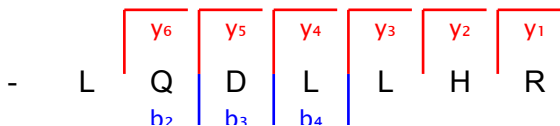
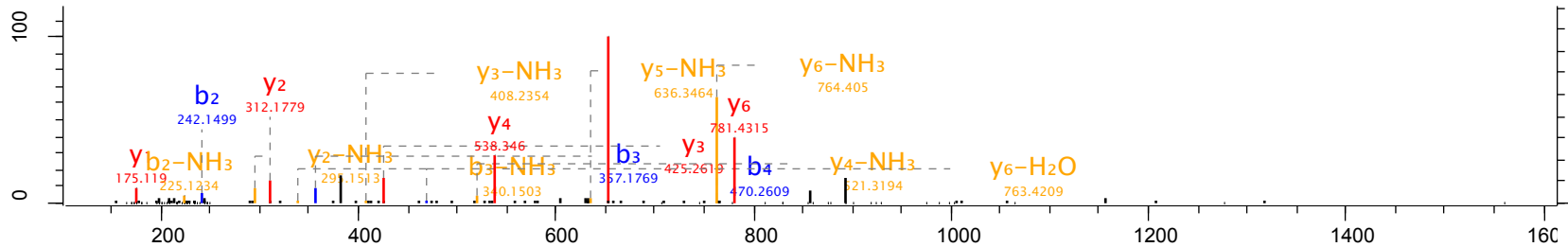
15721

TOF; CID

139.31

447.76

Myf6



Raw file

Scan

Method

Score

m/z

Gene names

20150402_CerP14_Frac02_top_opt_B2_01_1811

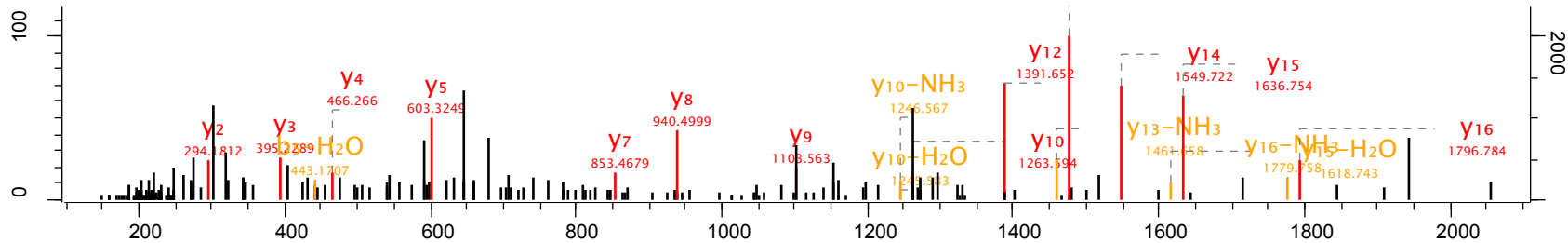
16257

TOF; CID

75.55

647.3

Clec14a



- A A C S A S G A C Y S L H H A T F K -

y16
y15
y14
y13
y12
y10
y9
y8
y7
y5
y4
y3
y2

Raw file

Scan

Method

Score

m/z

Gene names

20150402_CerP14_Frac02_top_opt_B2_01_1811

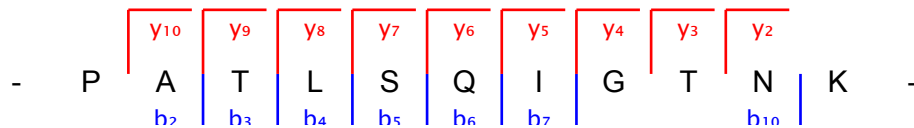
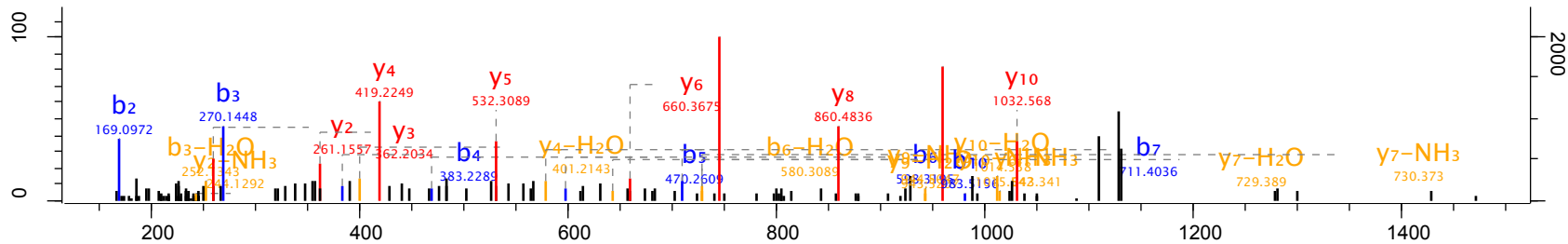
16792

TOF; CID

104.24

565.32

Lpar4



Raw file

Scan

Method

Score

m/z

Gene names

20150402_CerP14_Frac02_top_opt_B2_01_1811

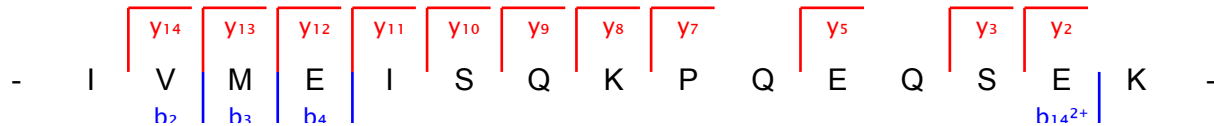
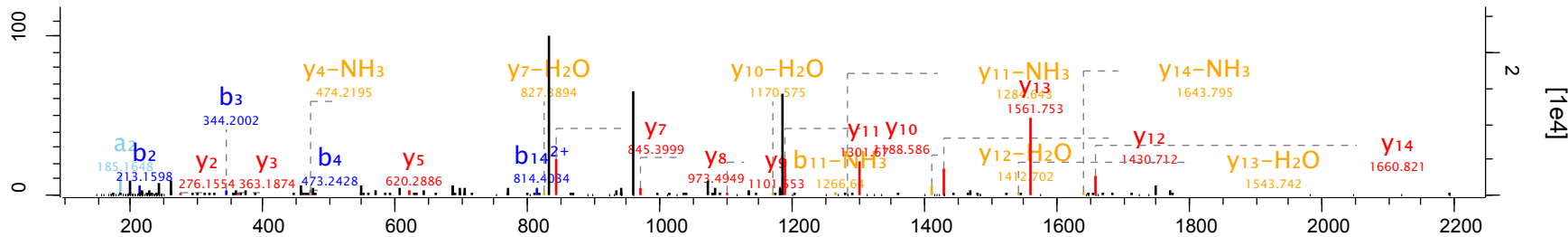
18281

TOF; CID

91.08

591.98

Nmu



Raw file

Scan

Method

Score

m/z

Gene names

20150402_CerP14_Frac02_top_opt_B2_01_1811

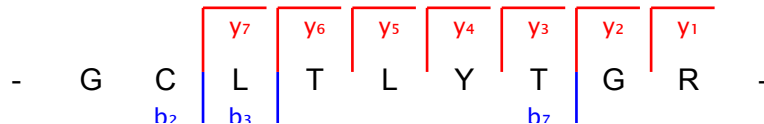
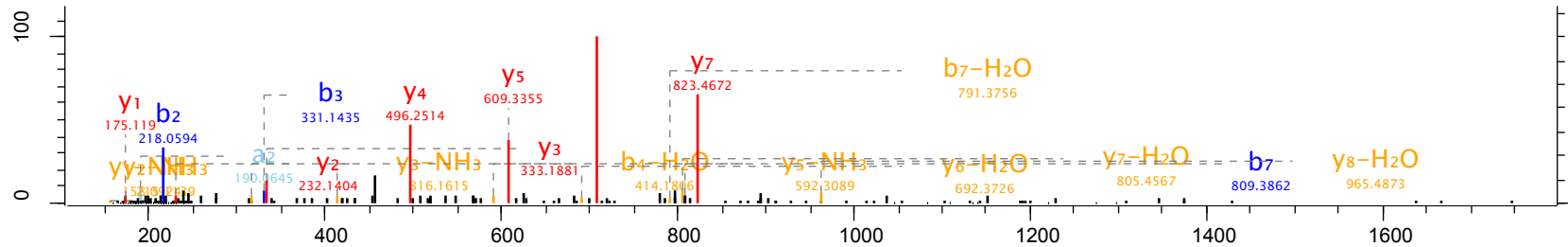
24996

TOF; CID

74.17

520.77

Nabp2;Nabp1



Raw file

Scan

Method

Score

m/z

Gene names

20150402_CerP14_Frac02_top_opt_B2_01_1811

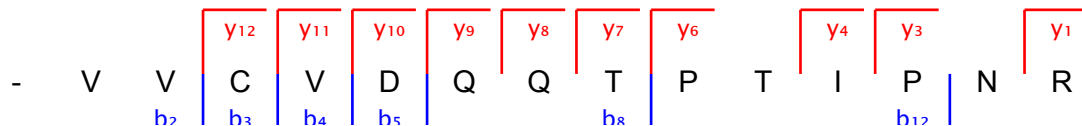
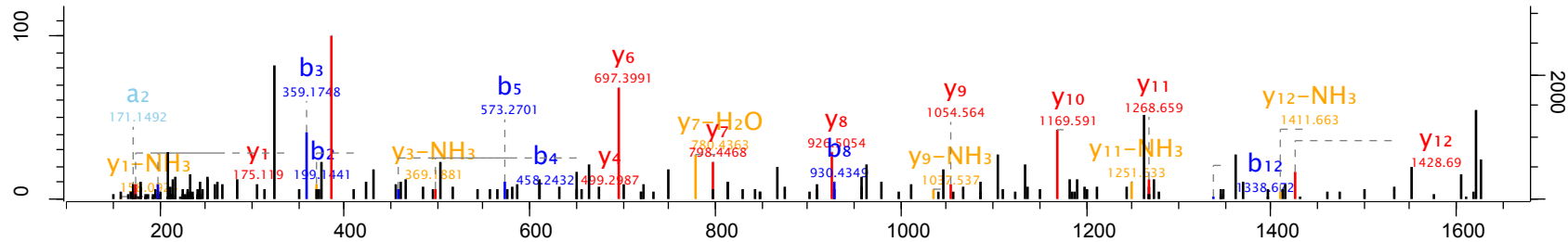
25203

TOF; CID

51

814.42

Acvr11



Raw file

20150402_CerP14_Frac02_top_opt_B2_01_1811

Scan

25459

Method

TOF; CID

Score

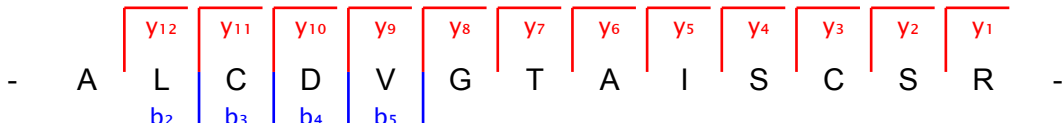
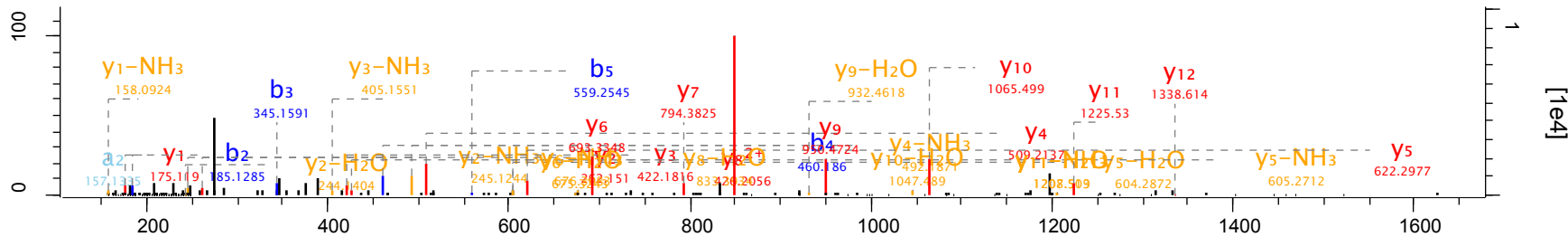
166.45

m/z

705.33

Gene names

Vkorc1



Raw file

Scan

Method

Score

m/z

Gene names

20150402_CerP14_Frac02_top_opt_B2_01_1811

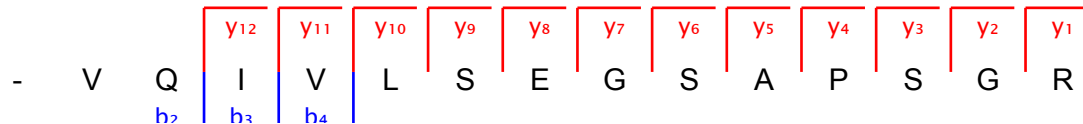
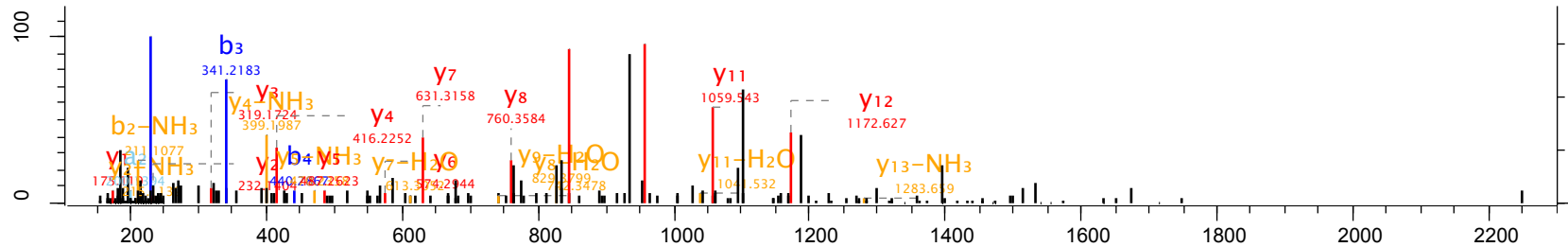
27123

TOF; CID

60.97

700.38

4933426M11Rik



Raw file

Scan

Method

Score

m/z

Gene names

20150402_CerP14_Frac02_top_opt_B2_01_1811

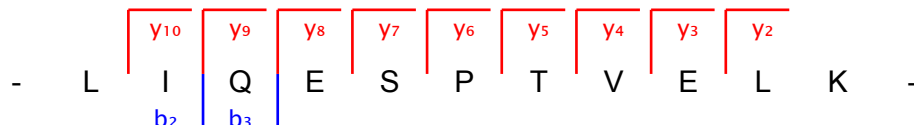
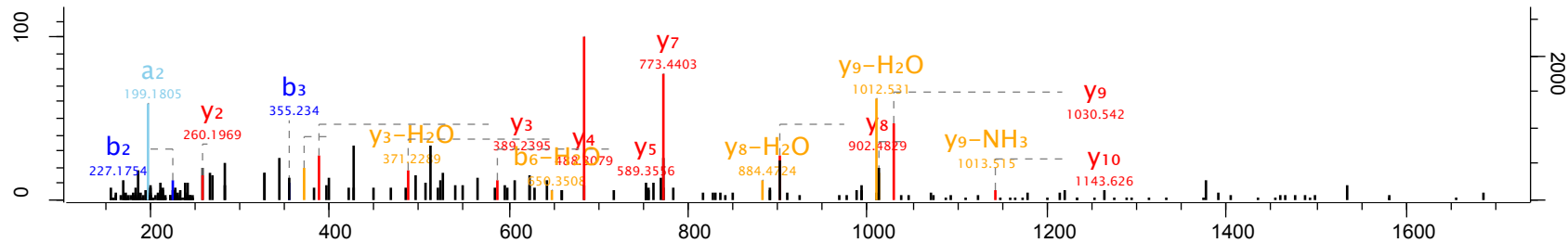
27907

TOF; CID

65.18

628.86

Cep57



Raw file

Scan

Method

Score

m/z

Gene names

20150402_CerP14_Frac02_top_opt_B2_01_1811

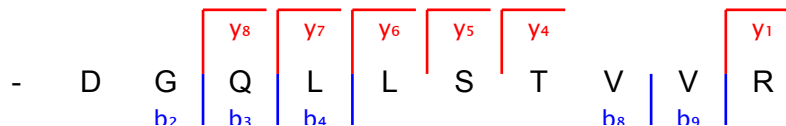
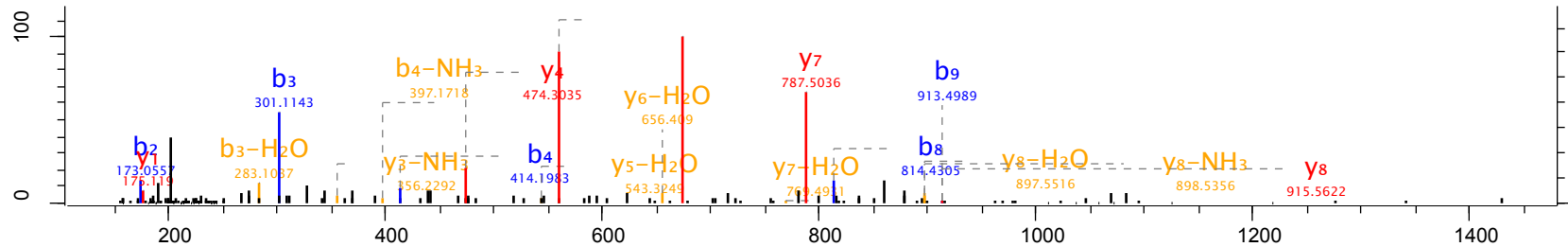
33267

TOF; CID

77.06

544.31

March3



Raw file

Scan

Method

Score

m/z

Gene names

20150402_CerP14_Frac02_top_opt_B2_01_1811

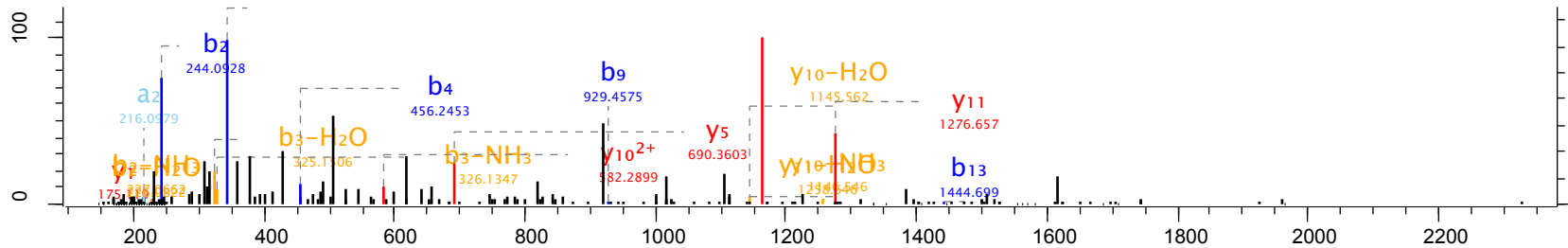
33776

TOF; CID

54.9

810.42

Prmel7



Raw file

Scan

Method

Score

m/z

Gene names

20150402_CerP14_Frac02_top_opt_B2_01_1811

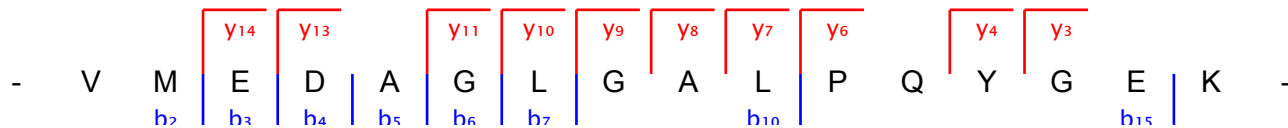
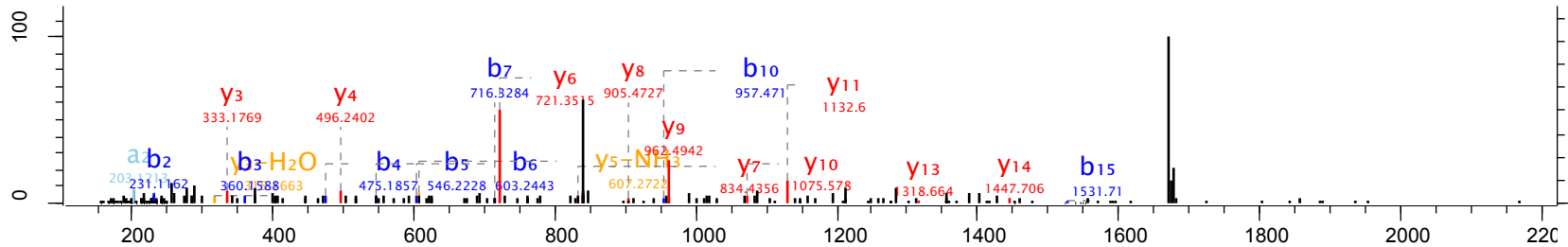
36409

TOF; CID

45.22

839.42

Bcl11b



Raw file

Scan

Method

Score

m/z

Gene names

20150402_CerP14_Frac02_top_opt_B2_01_1811

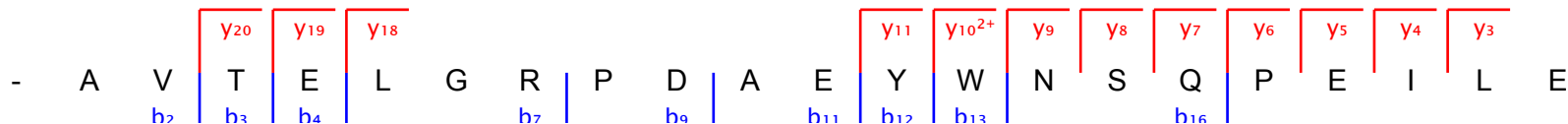
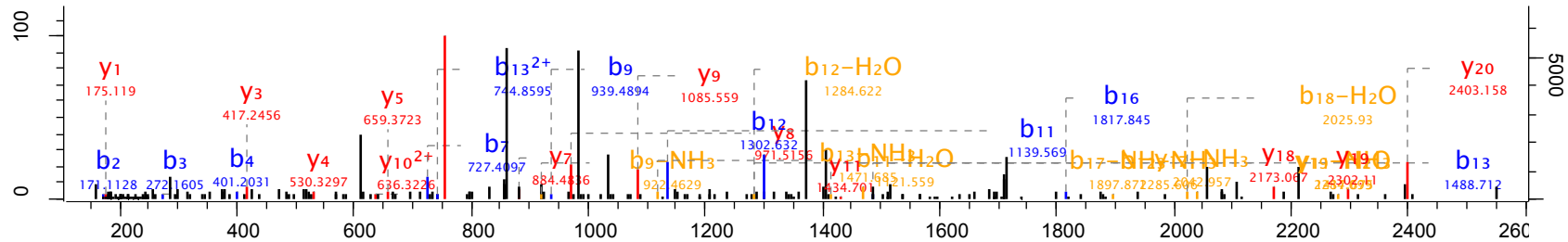
40713

TOF; CID

48.28

858.77

H2-Ab1



Raw file

Scan

Method

Score

m/z

Gene names

20150402_CerP14_Frac02_top_opt_B2_01_1811

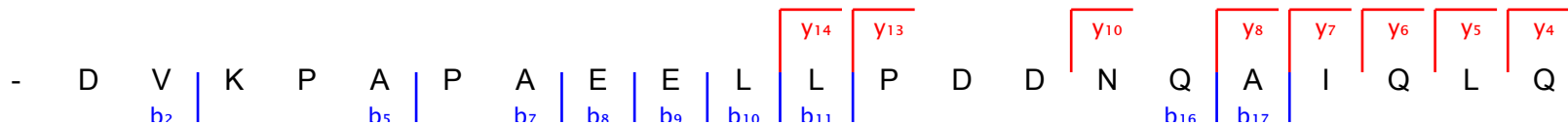
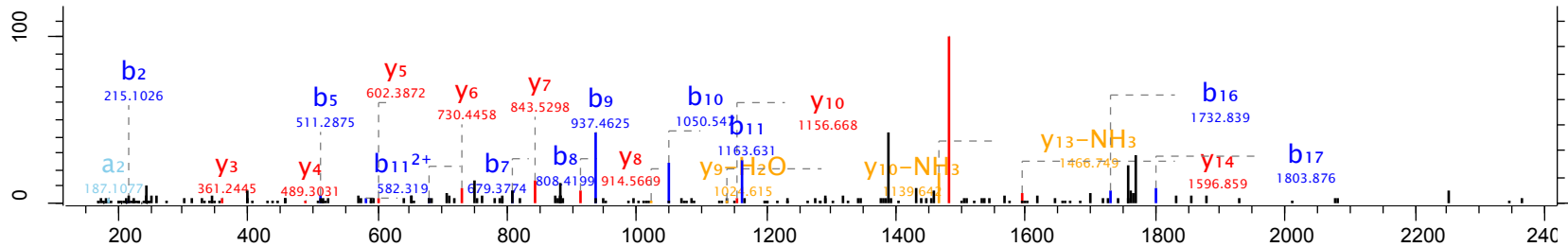
46153

TOF; CID

41.48

883.14

Rreb1



Raw file

Scan

Method

Score

m/z

Gene names

20150402_CerP14_Frac02_top_opt_B2_01_1811

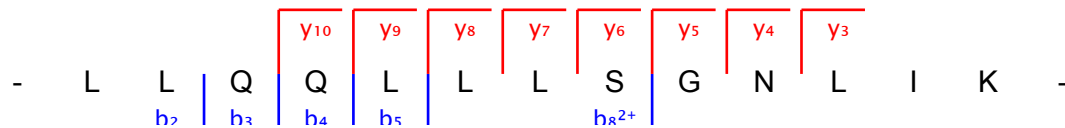
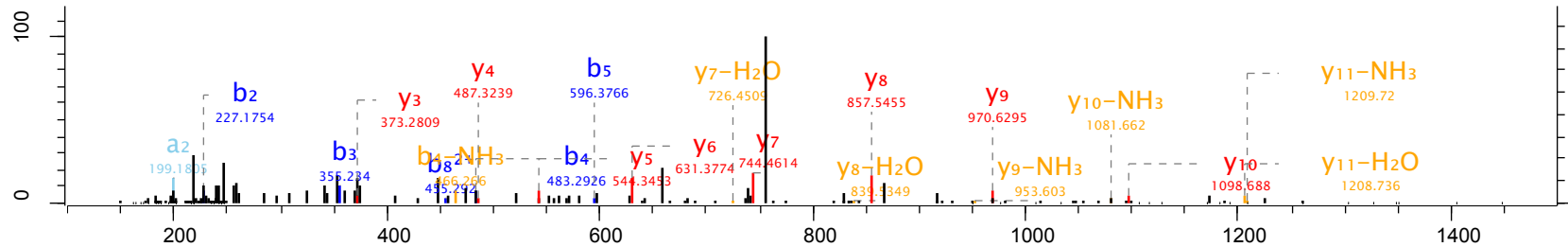
54871

TOF; CID

55.1

726.97

Peg12



Raw file

Scan

Method

Score

m/z

Gene names

20150402_CerP14_Frac02_top_opt_B2_01_1811

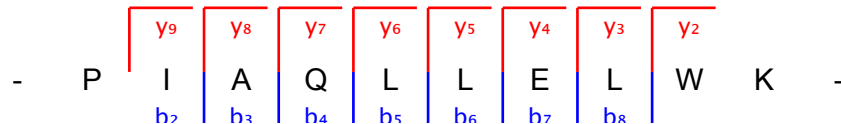
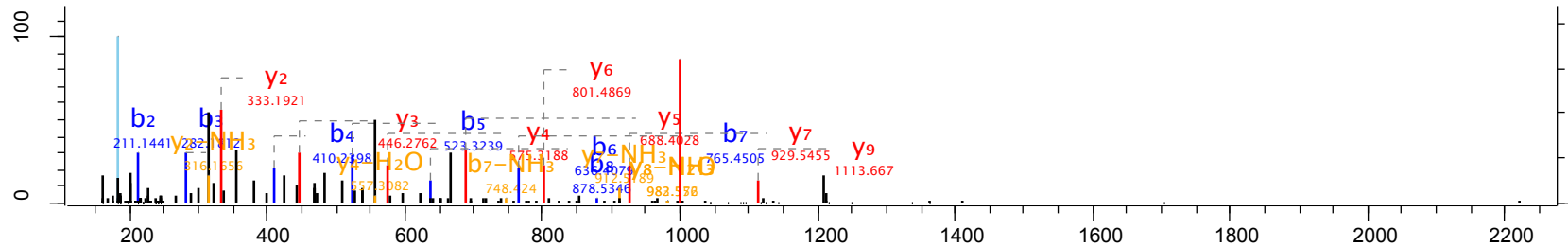
57067

TOF; CID

136.02

605.87

Gm1604A



Raw file

Scan

Method

Score

m/z

Gene names

20150402_CerP14_Frac03_top_opt_B3_01_1812

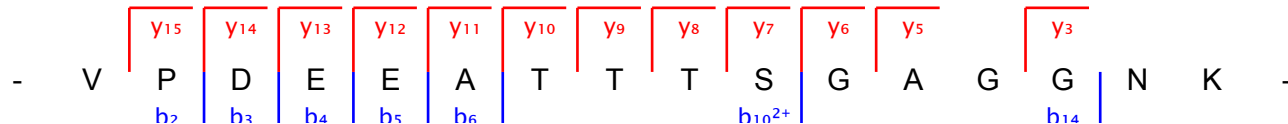
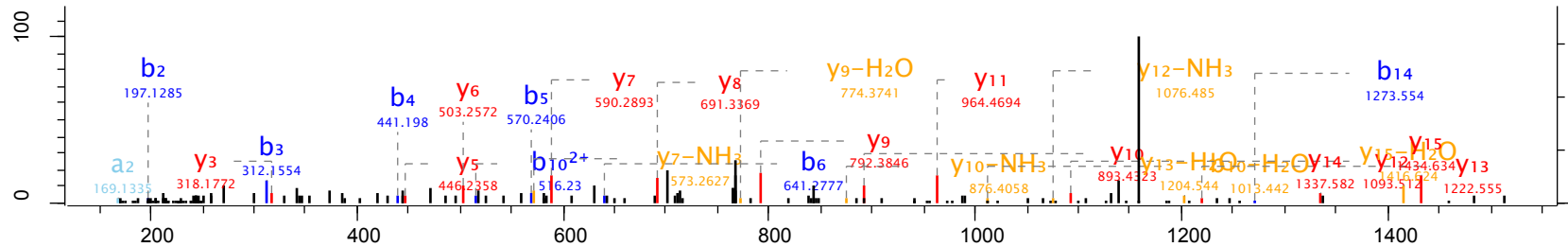
8405

TOF; CID

73.28

767.36

Spn



Raw file

Scan

Method

Score

m/z

Gene names

20150402_CerP14_Frac03_top_opt_B3_01_1812

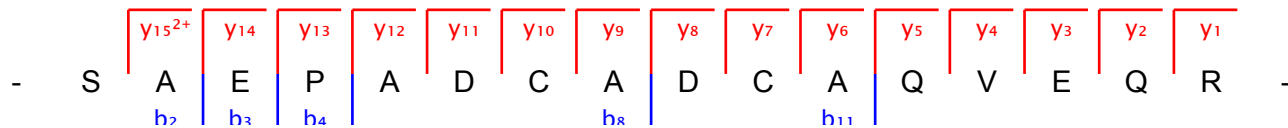
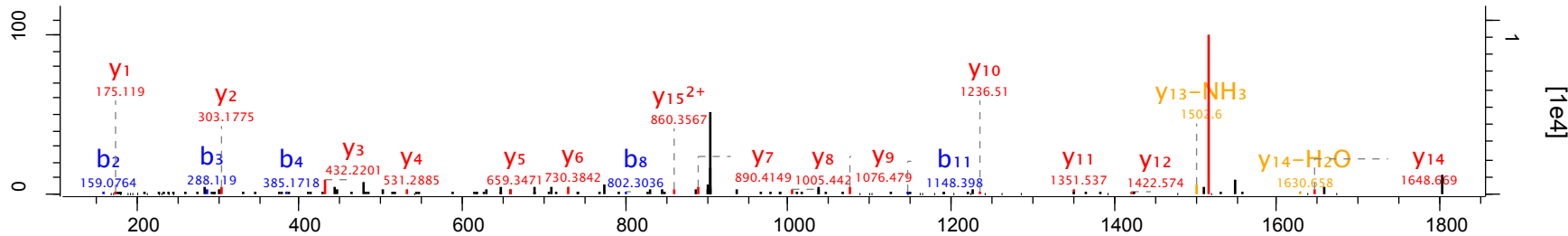
13479

TOF; CID

73.17

903.88

Vsig8



Raw file

Scan

Method

Score

m/z

Gene names

20150402_CerP14_Frac03_top_opt_B3_01_1812

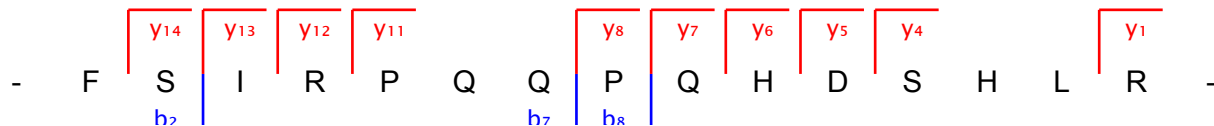
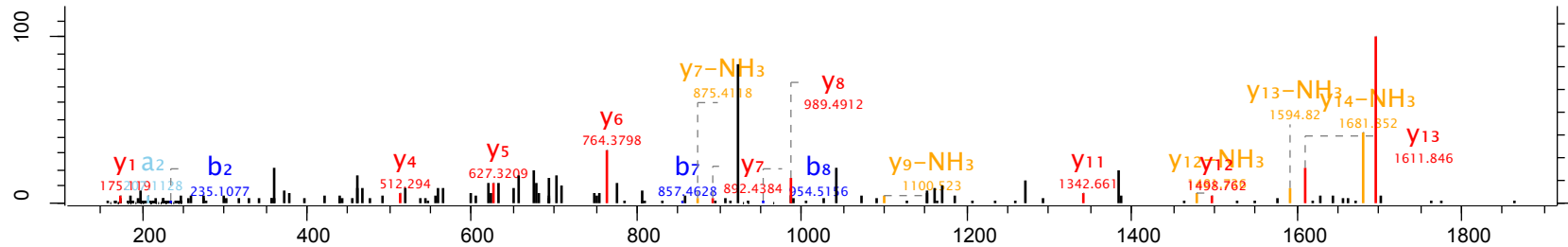
14294

TOF; CID

57.97

462.25

Chst8



Raw file

20150402_CerP14_Frac03_top_opt_B3_01_1812

Scan

20558

Method

TOF; CID

Score

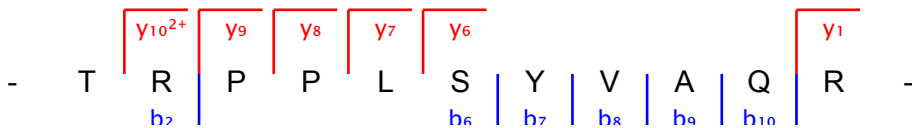
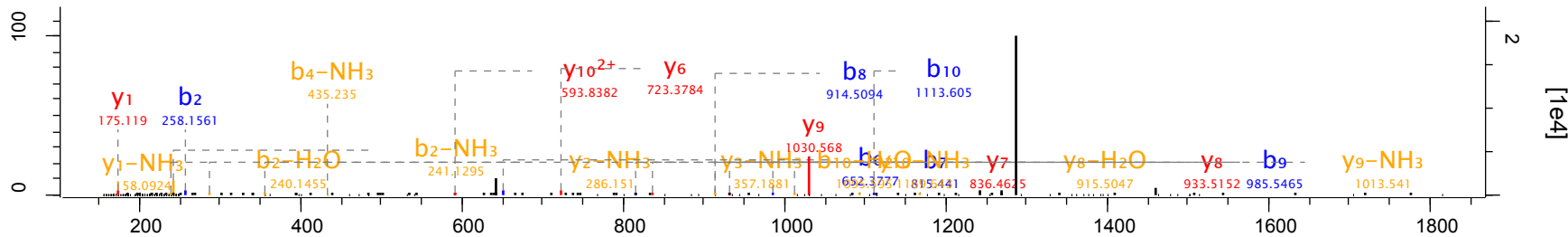
80.69

m/z

644.36

Gene names

4632428N05Rik



Raw file

Scan

Method

Score

m/z

Gene names

20150402_CerP14_Frac03_top_opt_B3_01_1812

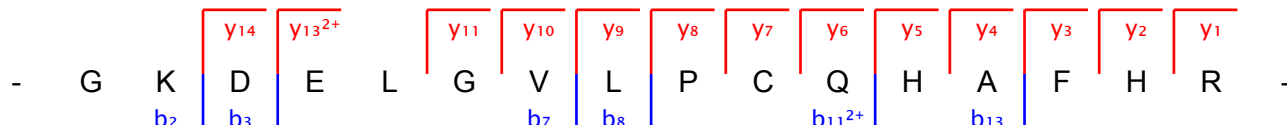
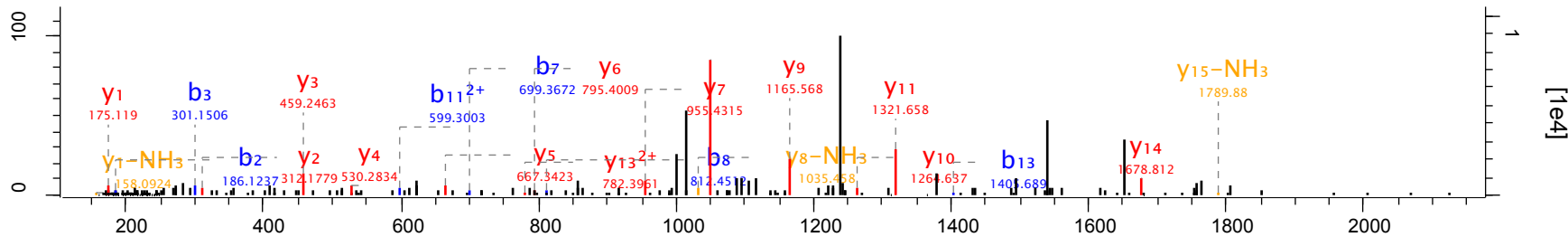
21348

TOF; CID

45.08

622.32

Rnf122



Raw file

Scan

Method

Score

m/z

Gene names

20150402_CerP14_Frac03_top_opt_B3_01_1812

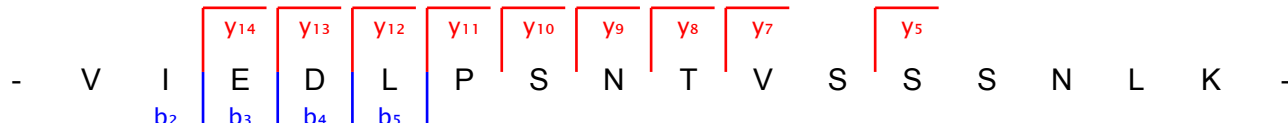
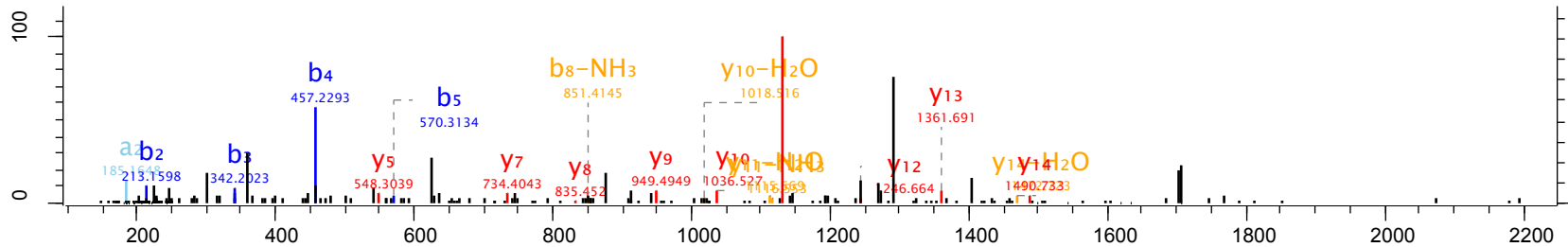
29442

TOF; CID

64.57

852.45

Tbc1d31



Raw file

20150402_CerP14_Frac03_top_opt_B3_01_1812

Scan

32616

Method

TOF; CID

Score

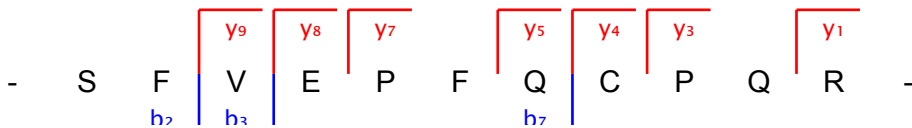
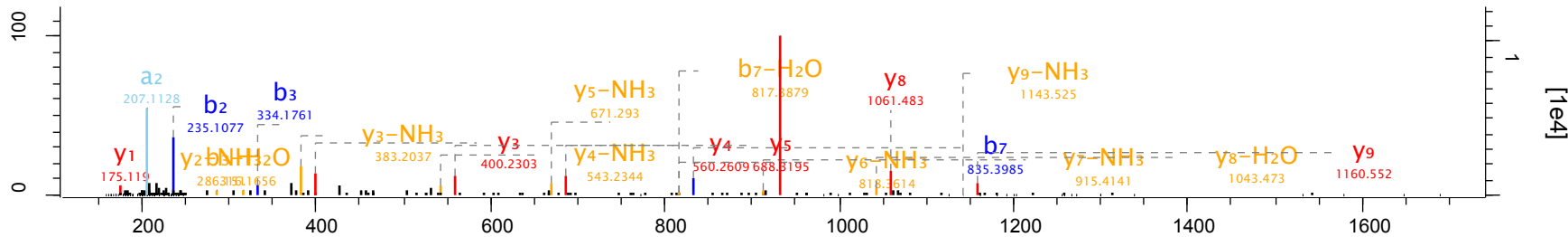
110.39

m/z

697.83

Gene names

Fam159b



Raw file

Scan

Method

Score

m/z

Gene names

20150402_CerP14_Frac03_top_opt_B3_01_1812

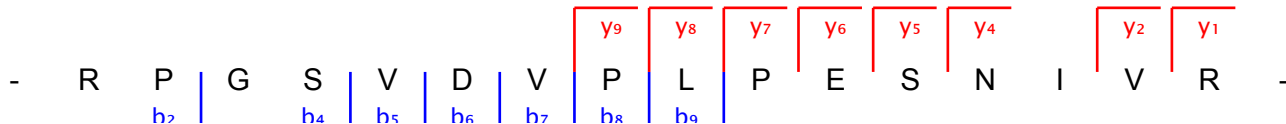
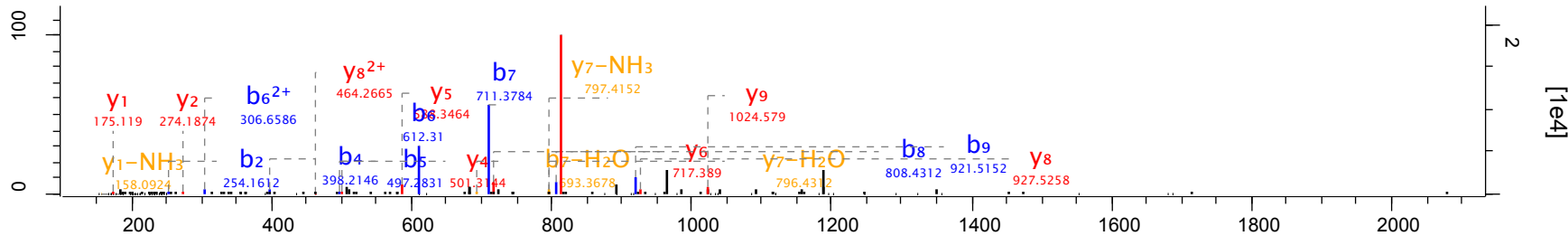
33707

TOF; CID

65.23

578.99

Gal



Raw file

Scan

Method

Score

m/z

Gene names

20150402_CerP14_Frac03_top_opt_B3_01_1812

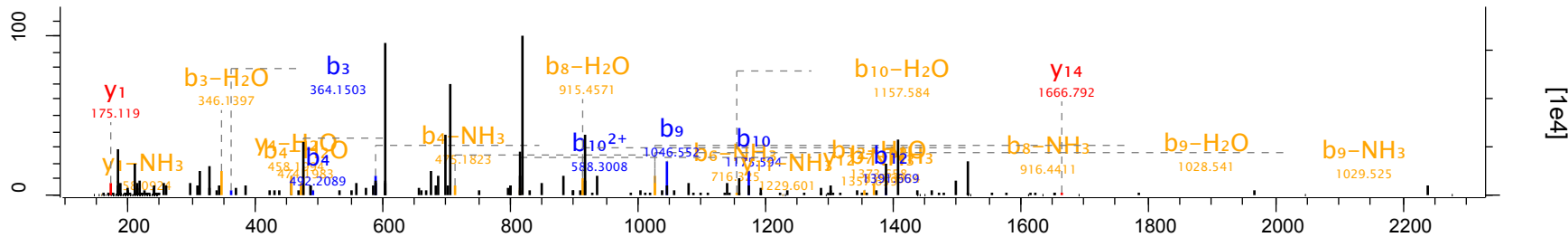
34961

TOF; CID

55.72

580.28

Cdh16



Raw file

Scan

Method

Score

m/z

Gene names

20150402_CerP14_Frac03_top_opt_B3_01_1812

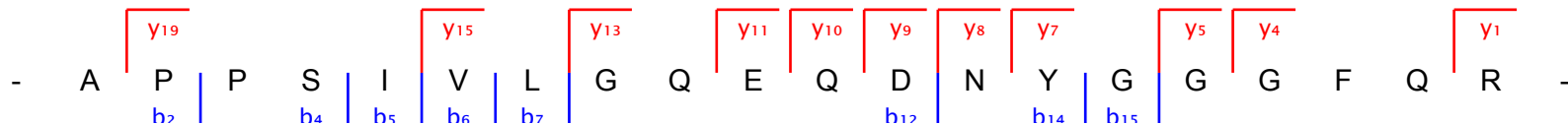
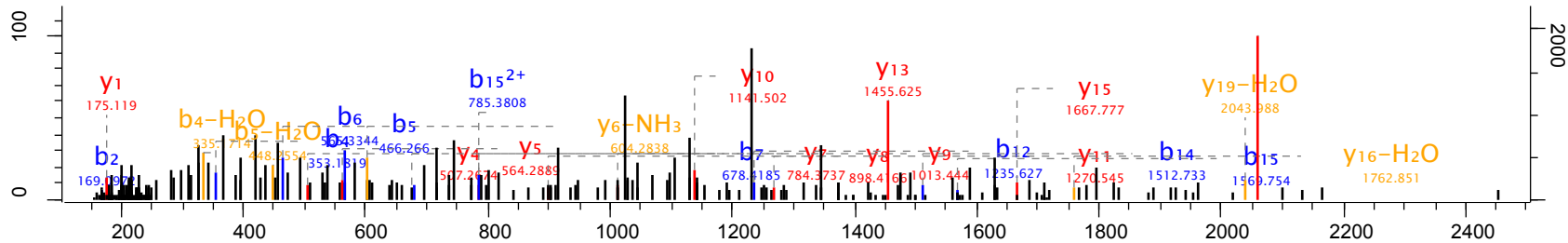
37406

TOF; CID

38.99

1067.53

Apcs



Raw file

Scan

Method

Score

m/z

Gene names

20150402_CerP14_Frac03_top_opt_B3_01_1812

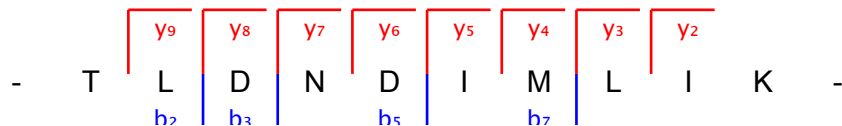
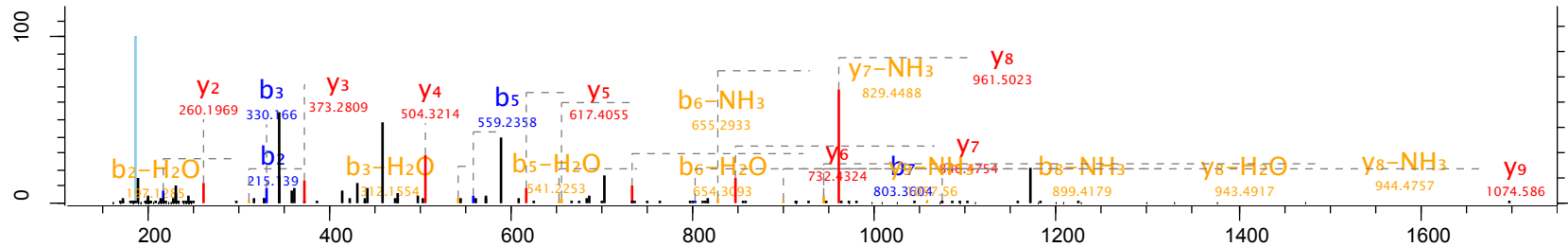
40418

TOF; CID

90.05

588.32

Try10



Raw file

Scan

Method

Score

m/z

Gene names

20150402_CerP14_Frac03_top_opt_B3_01_1812

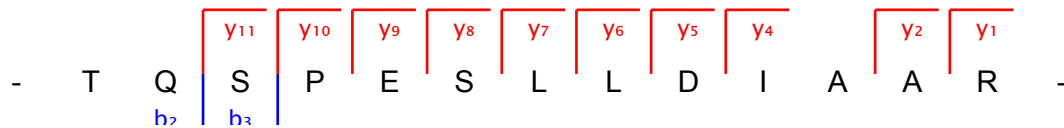
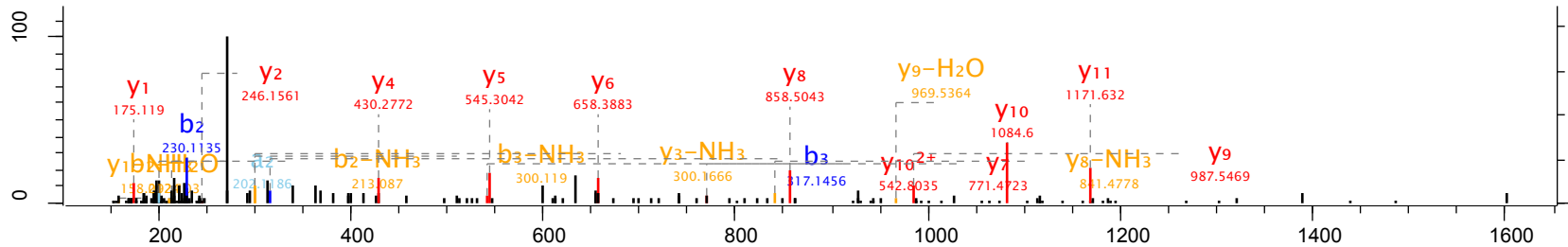
42602

TOF; CID

51.01

700.87

Zswim6



Raw file

Scan

Method

Score

m/z

Gene names

20150402_CerP14_Frac03_top_opt_B3_01_1812

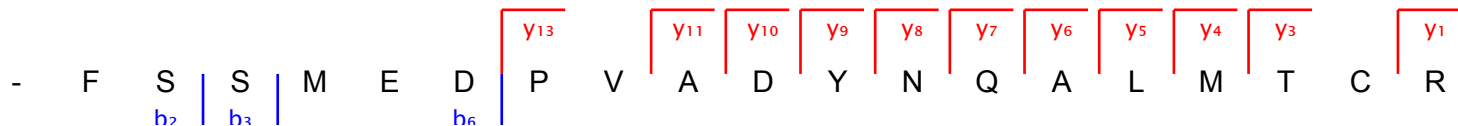
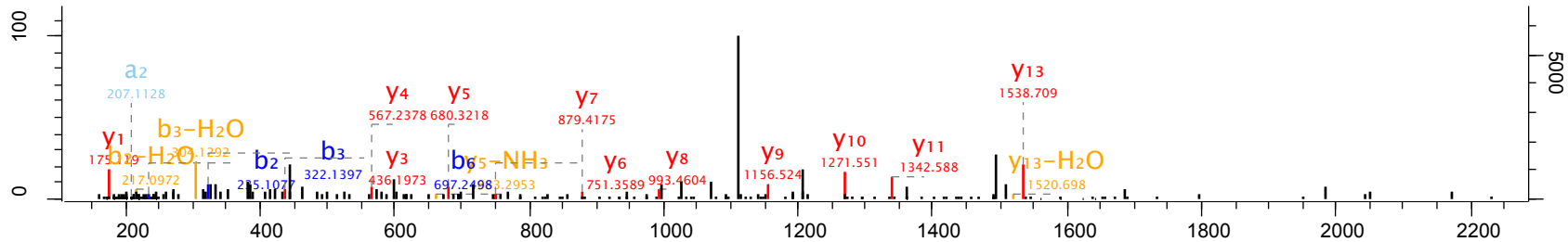
43800

TOF; CID

50.96

1118.49

Nrsn2



Raw file

Scan

Method

Score

m/z

Gene names

20150402_CerP14_Frac03_top_opt_B3_01_1812

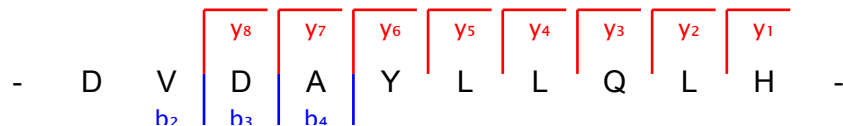
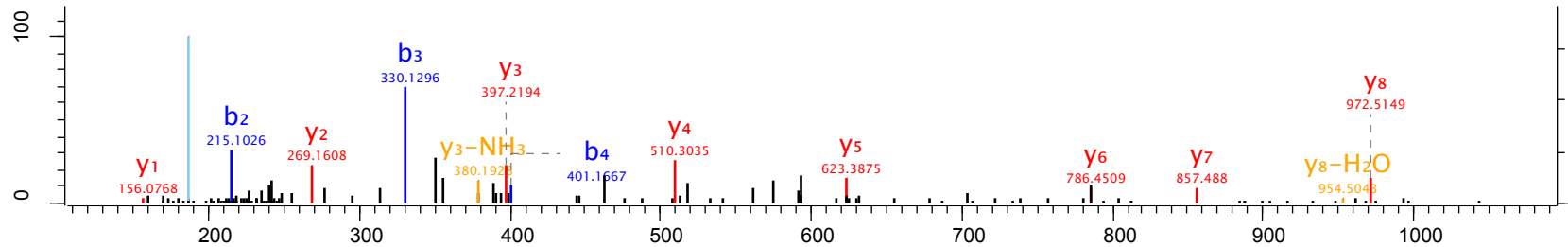
47388

TOF; CID

80.69

593.81

Katnbl1



Raw file

Scan

Method

Score

m/z

Gene names

20150402_CerP14_Frac03_top_opt_B3_01_1812

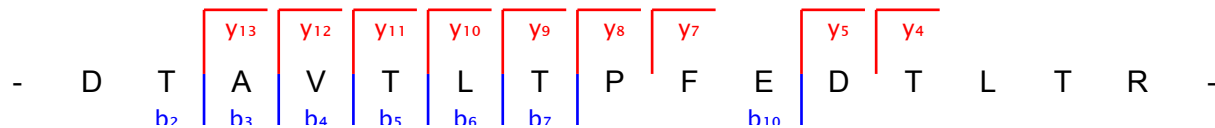
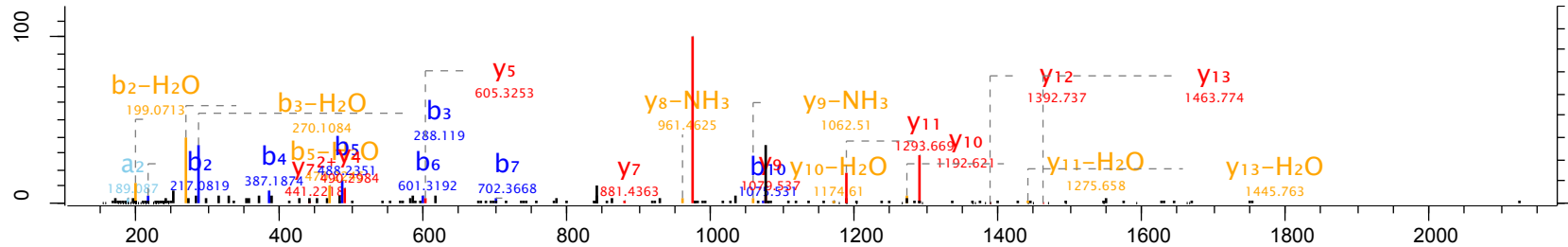
48609

TOF; CID

114.64

840.43

Tmem38b



Raw file

Scan

Method

Score

m/z

Gene names

20150402_CerP14_Frac03_top_opt_B3_01_1812

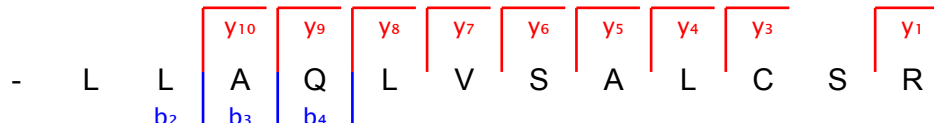
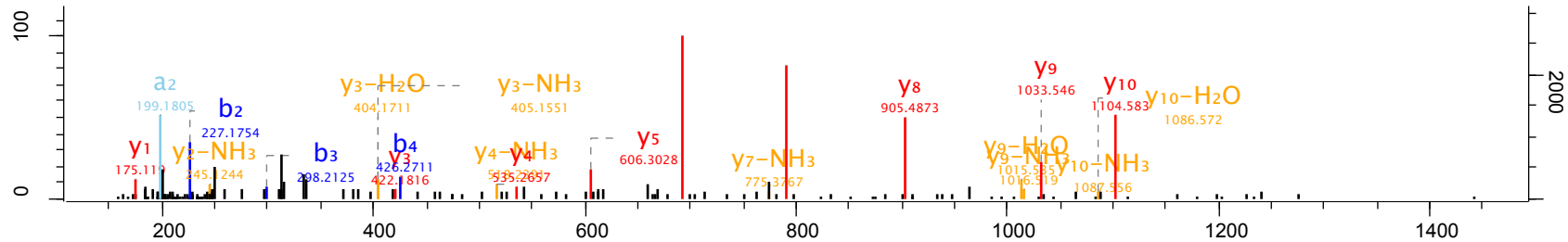
50506

TOF; CID

125.97

665.88

Aqp11



Raw file

Scan

Method

Score

m/z

Gene names

20150402_CerP14_Frac03_top_opt_B3_01_1812

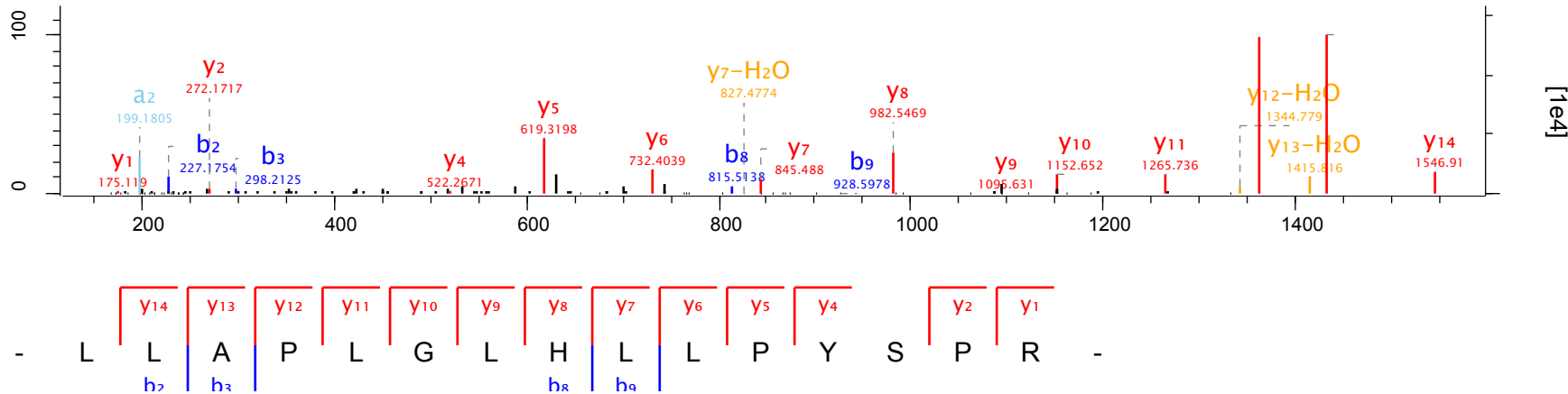
53524

TOF; CID

81.45

554.34

Cln3



Raw file

Scan

Method

Score

m/z

Gene names

20150402_CerP14_Frac03_top_opt_B3_01_1812

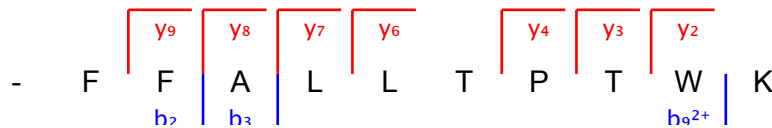
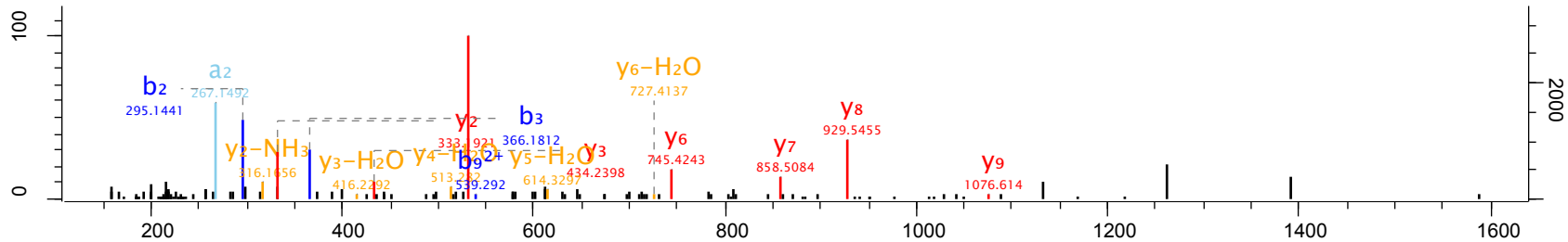
55194

TOF; CID

75.39

612.35

Acrbp



Raw file

Scan

Method

Score

m/z

Gene names

20150402_CerP14_Frac03_top_opt_B3_01_1812

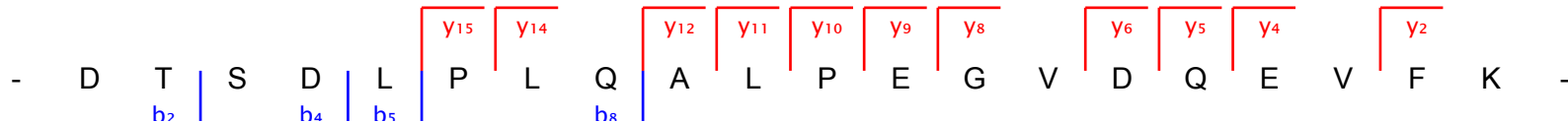
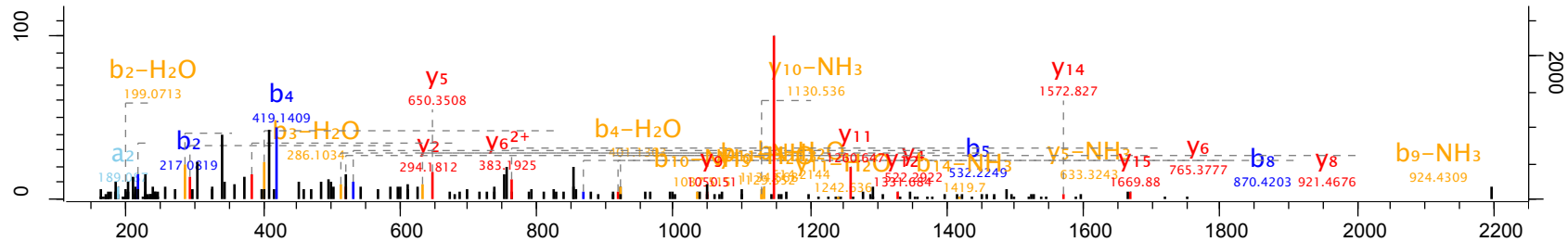
55654

TOF; CID

57.05

1101.56

Poli



Raw file

Scan

Method

Score

m/z

Gene names

20150402_CerP14_Frac03_top_opt_B3_01_1812

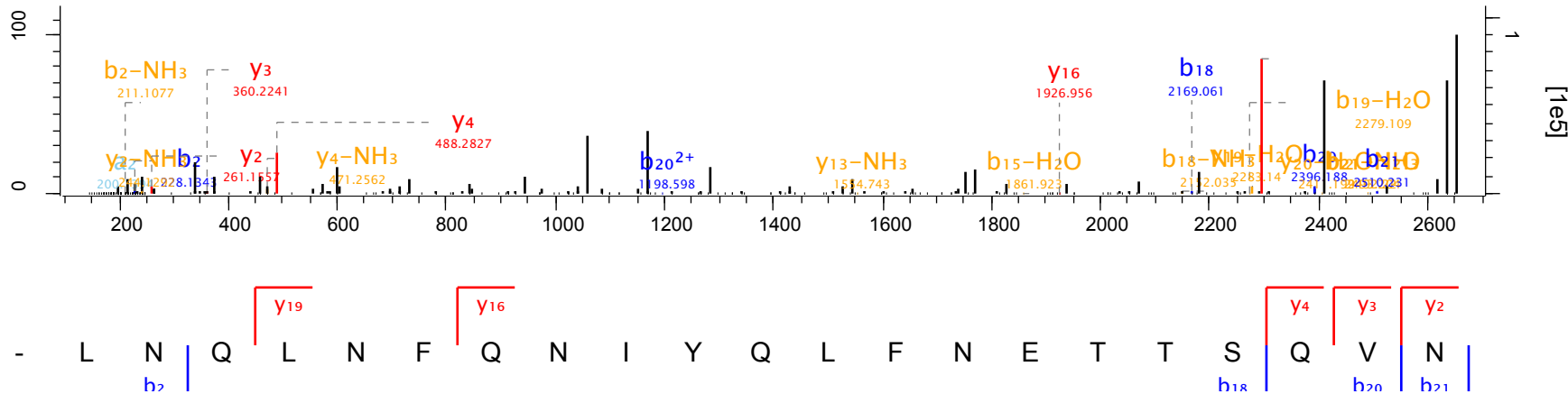
57428

TOF; CID

34.26

886.46

Mmrn1



Raw file

Scan

Method

Score

m/z

Gene names

20150402_CerP14_Frac03_top_opt_B3_01_1812

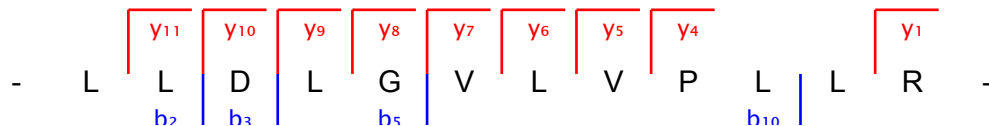
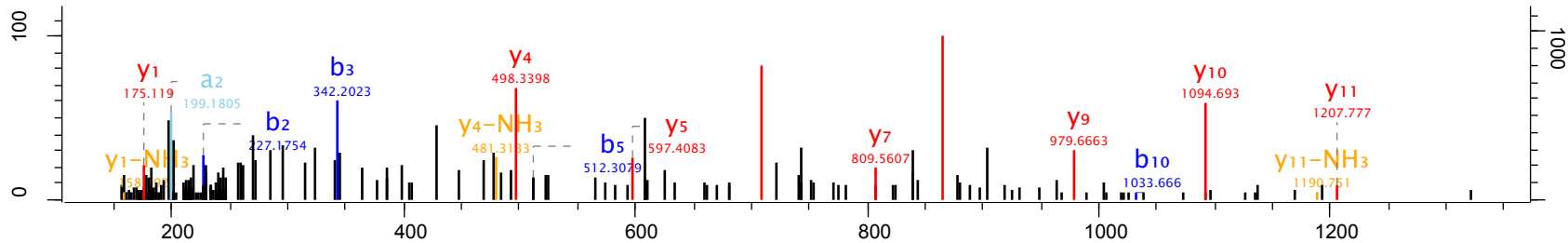
58684

TOF; CID

74.61

660.94

Chst7



Raw file

Scan

Method

Score

m/z

Gene names

20150402_CerP14_Frac04_top_opt_B4_01_1813

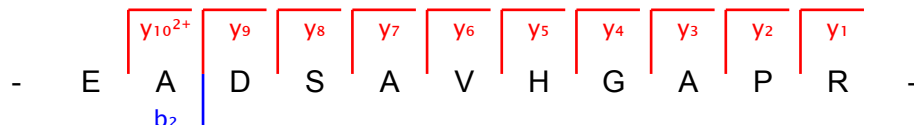
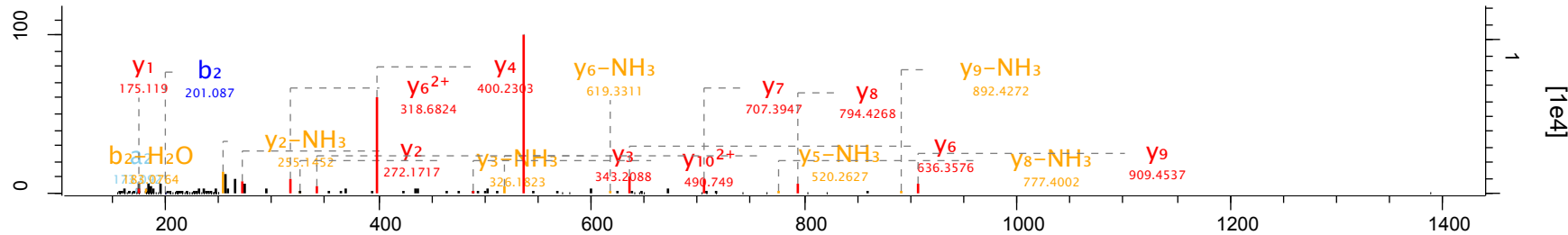
4075

TOF; CID

80.92

370.52

Mfsd1



Raw file

20150402_CerP14_Frac04_top_opt_B4_01_1813

Scan

5454

Method

TOF; CID

Score

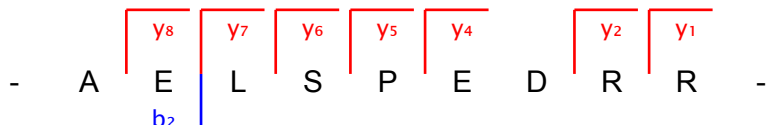
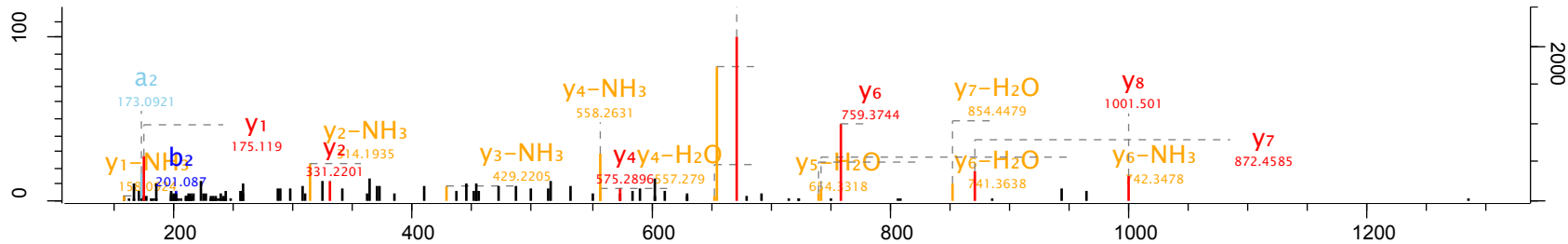
91.87

m/z

358.19

Gene names

Ccdc167



Raw file

Scan

Method

Score

m/z

Gene names

20150402_CerP14_Frac04_top_opt_B4_01_1813

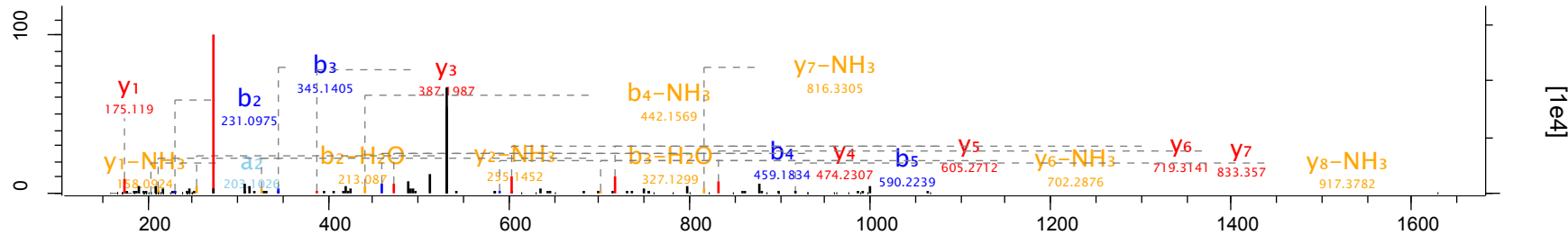
10771

TOF; CID

81.77

532.23

Wdr83os



ac

- S T N N M S D P R -
 b₂ b₃ b₄ b₅

Raw file

Scan

Method

Score

m/z

Gene names

20150402_CerP14_Frac04_top_opt_B4_01_1813

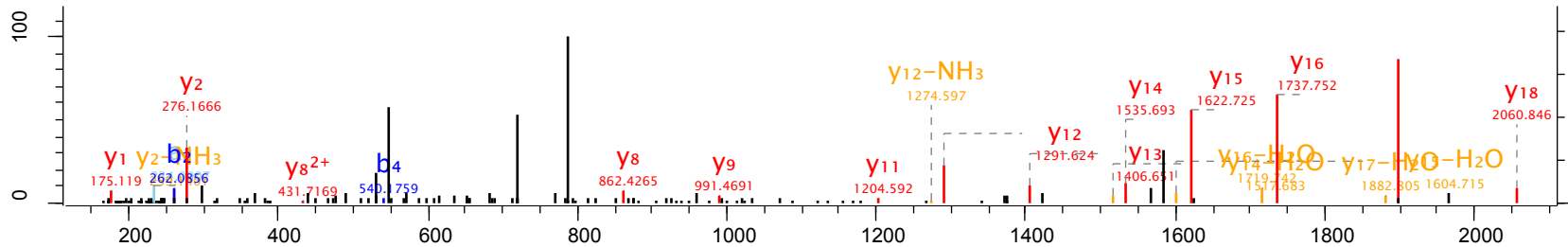
15453

TOF; CID

73.06

721.31

Usp54



Raw file

Scan

Method

Score

m/z

Gene names

20150402_CerP14_Frac04_top_opt_B4_01_1813

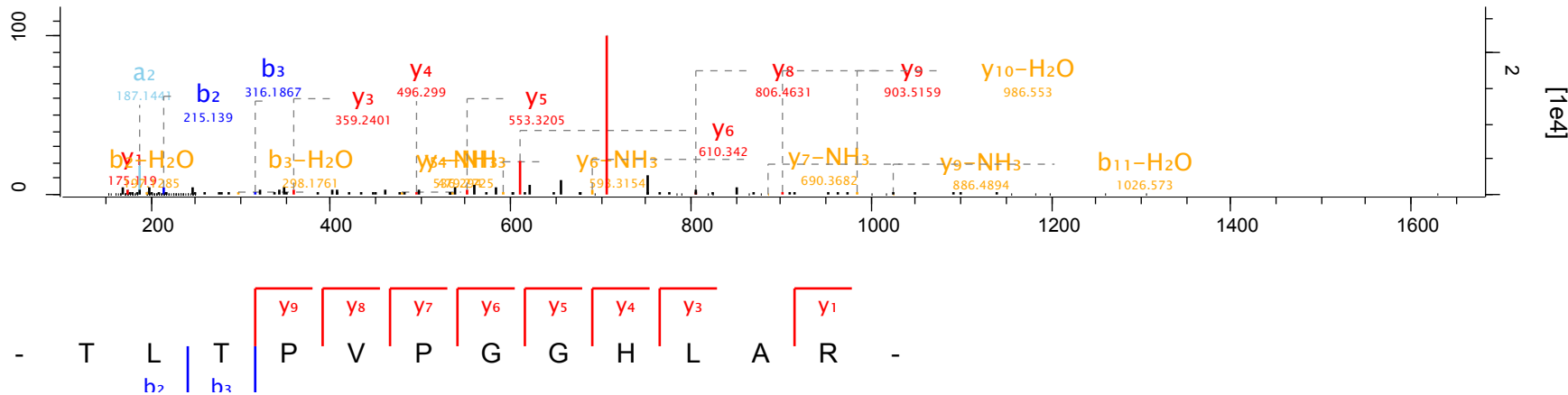
19456

TOF; CID

69.79

407.24

Tmem108



Raw file

20150402_CerP14_Frac04_top_opt_B4_01_1813

Scan

20528

Method

TOF; CID

Score

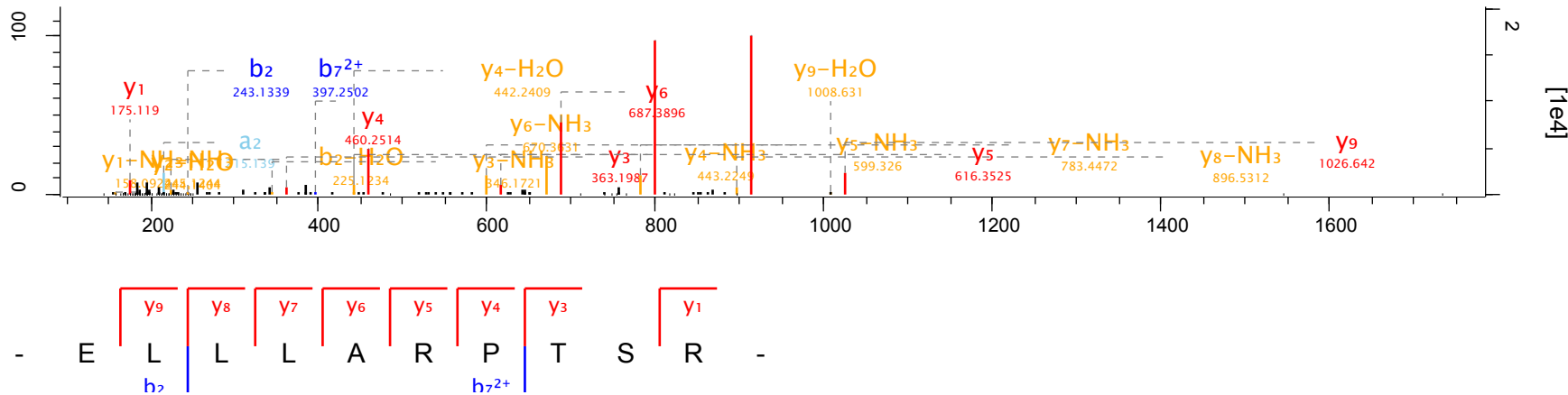
115.78

m/z

385.9

Gene names

Tmem179



Raw file

Scan

Method

Score

m/z

Gene names

20150402_CerP14_Frac04_top_opt_B4_01_1813

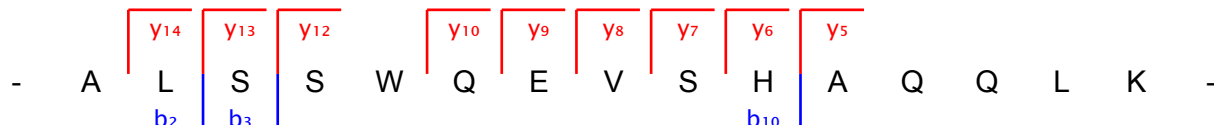
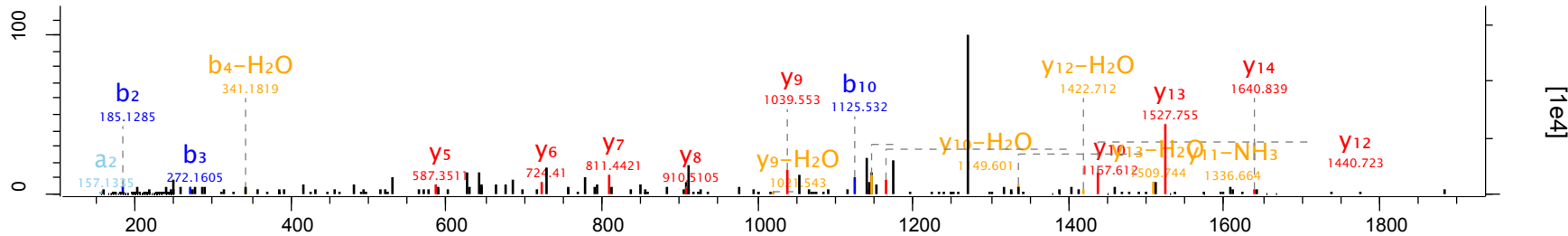
26628

TOF; CID

54.81

571.3

Maml2



Raw file

Scan

Method

Score

m/z

Gene names

20150402_CerP14_Frac04_top_opt_B4_01_1813


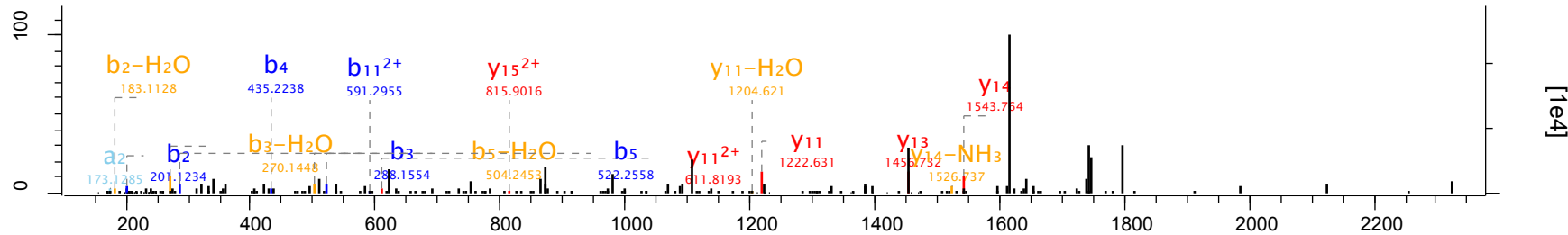
29468

TOF; CID

44.44

872.45

Htr2a



Raw file

Scan

Method

Score

m/z

Gene names

20150402_CerP14_Frac04_top_opt_B4_01_1813

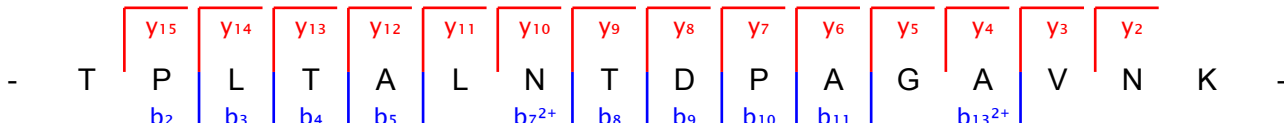
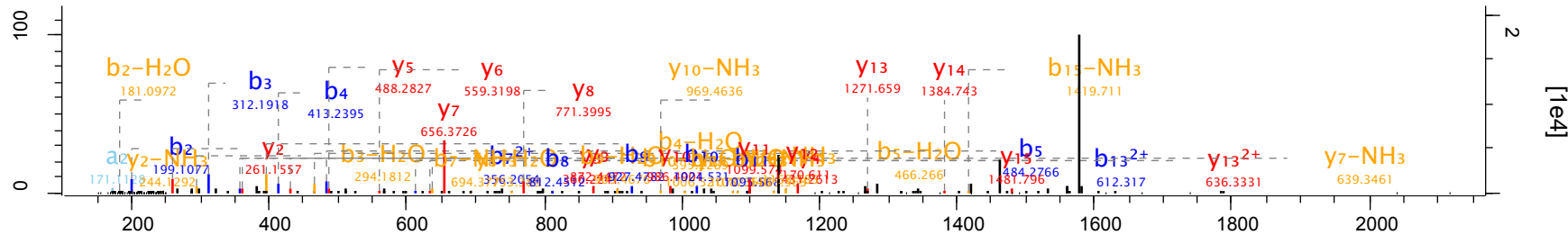
31937

TOF; CID

162.79

792.43

Id4



Raw file

Scan

Method

Score

m/z

Gene names

20150402_CerP14_Frac04_top_opt_B4_01_1813

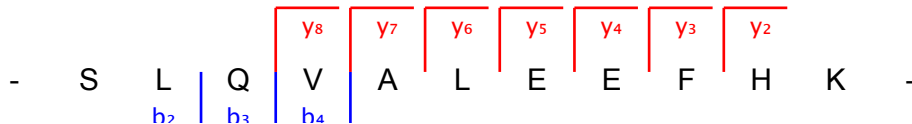
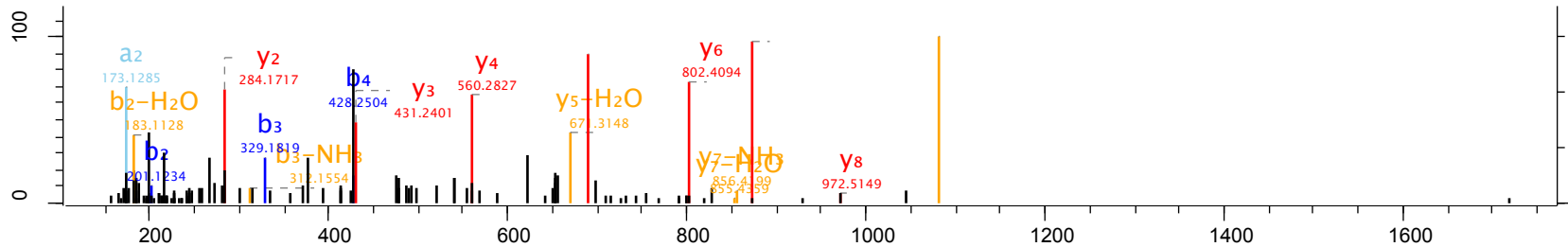
32944

TOF; CID

66.27

434.24

Rarres2



Raw file

Scan

Method

Score

m/z

Gene names

20150402_CerP14_Frac04_top_opt_B4_01_1813

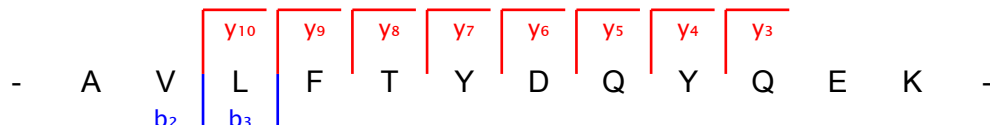
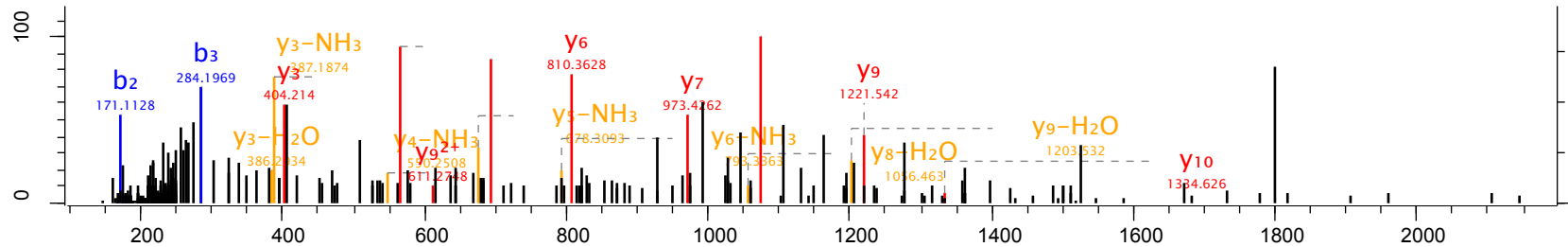
34945

TOF; CID

81.92

752.88

Adipoq



Raw file

Scan

Method

Score

m/z

Gene names

20150402_CerP14_Frac04_top_opt_B4_01_1813

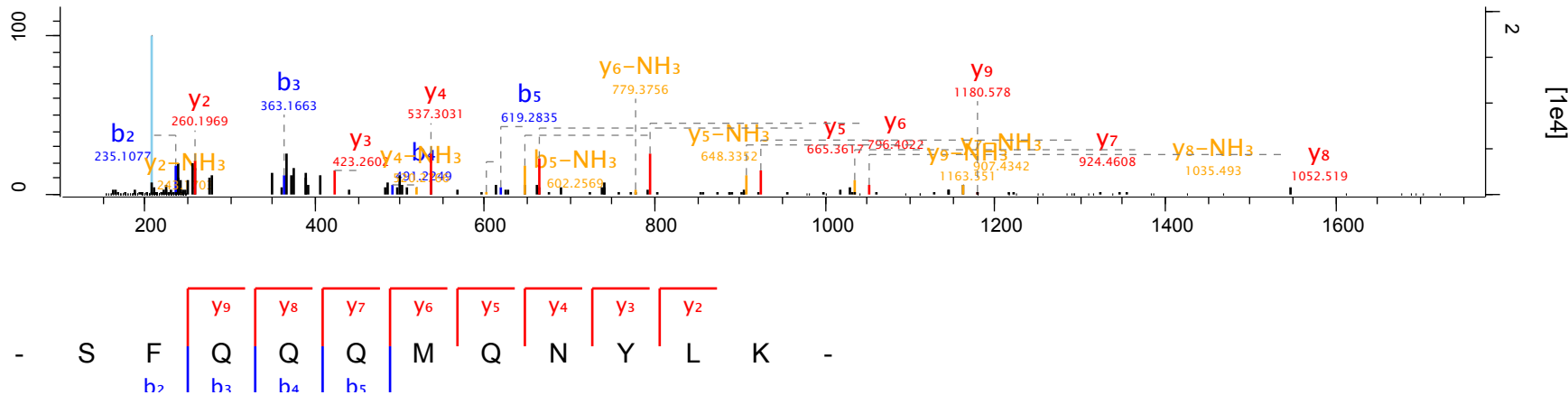
35561

TOF; CID

94.36

707.85

Cd63



Raw file

Scan

Method

Score

m/z

Gene names

20150402_CerP14_Frac04_top_opt_B4_01_1813

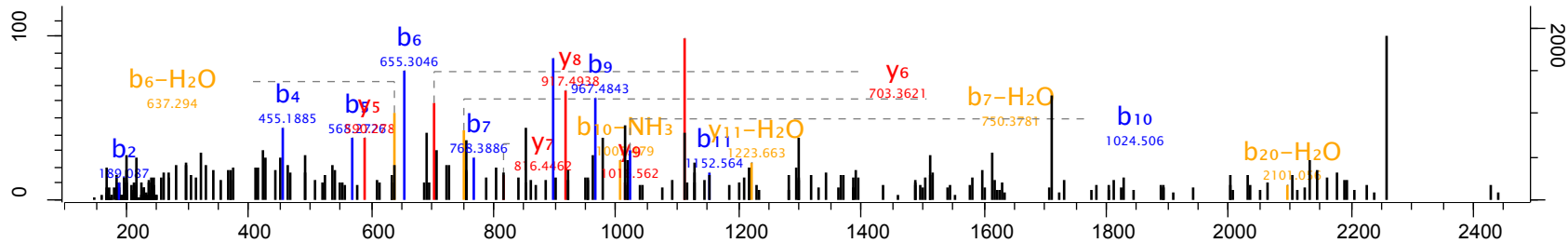
38797

TOF; CID

45.89

756.07

Arhgef37



- S T H E L S L Q A G Q P V T I L E A Q D K

b₂ b₄ b₅ b₆ b₇ b₈ b₉ b₁₀ b₁₁ y₁₀ y₉ y₈ y₇ y₆ y₅

Raw file

Scan

Method

Score

m/z

Gene names

20150402_CerP14_Frac04_top_opt_B4_01_1813

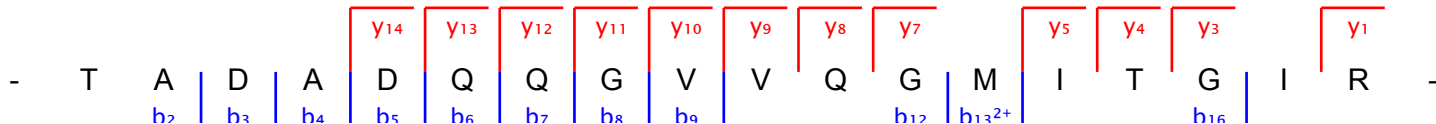
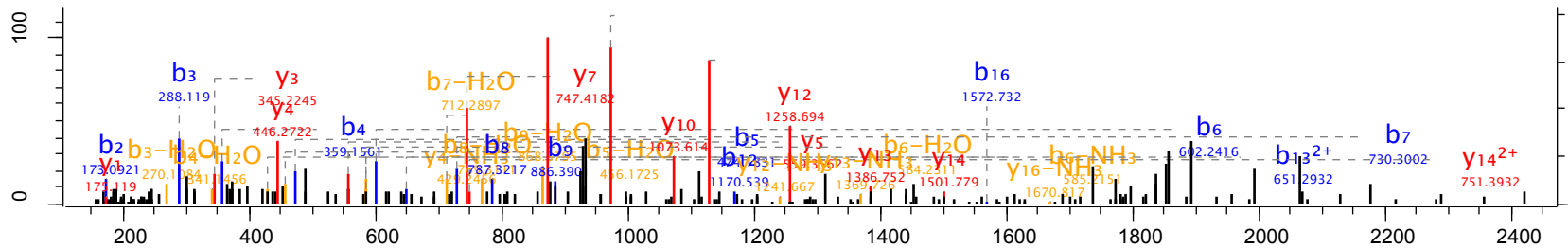
40125

TOF; CID

130.56

930.47

Hiat1



Raw file

Scan

Method

Score

m/z

Gene names

20150402_CerP14_Frac04_top_opt_B4_01_1813

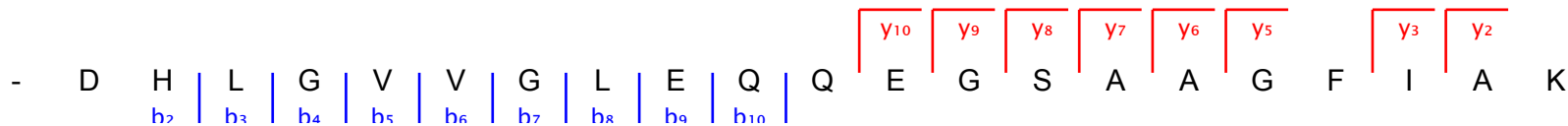
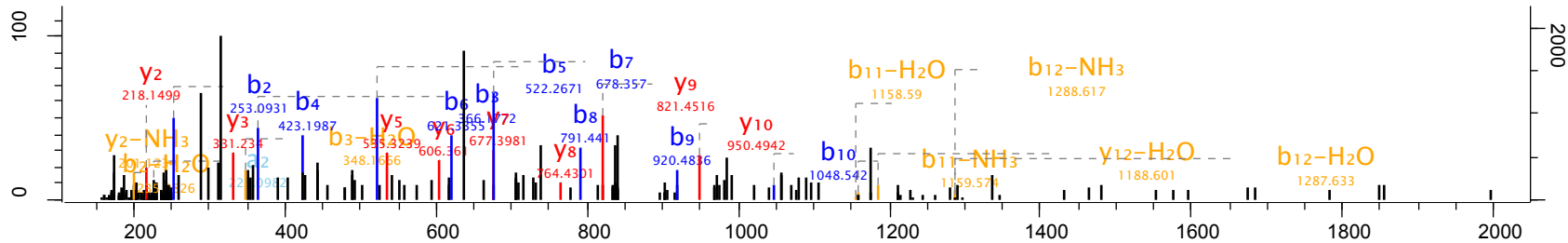
40562

TOF; CID

48.05

709.37

Cep78



Raw file

Scan

Method

Score

m/z

Gene names

20150402_CerP14_Frac04_top_opt_B4_01_1813

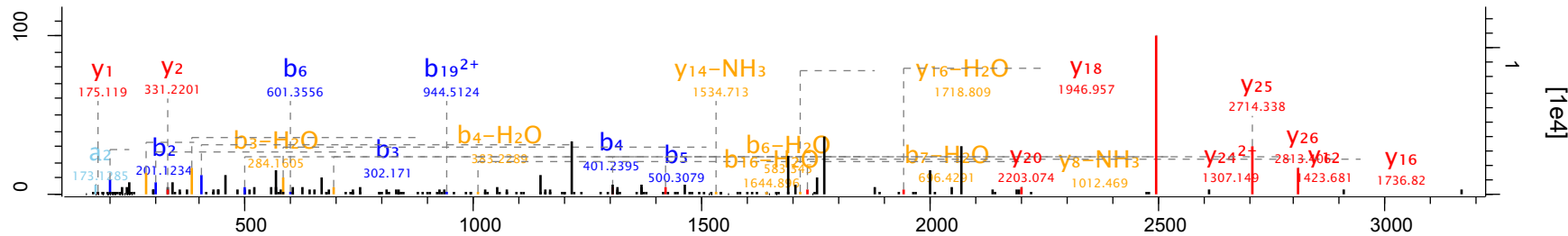
41705

TOF; CID

42.88

1072.23

Rnf152



- S L T V V T I P A E Q Q P L Q G G A P P E

Fragmentation sites (b and y ions) are indicated by vertical lines and brackets below the amino acid sequence:

- b₂ (L)
- b₃ (T)
- b₄ (V)
- b₅ (V)
- b₆ (T)
- b₁₉²⁺ (P)
- y₂₆ (V)
- y₂₅ (T)
- y₂₄²⁺ (I)
- y₂₃ (P)
- y₂₀ (Q)
- y₁₈ (P)
- y₁₆ (Q)
- y₁₂ (P)

Raw file

Scan

Method

Score

m/z

Gene names

20150402_CerP14_Frac04_top_opt_B4_01_1813

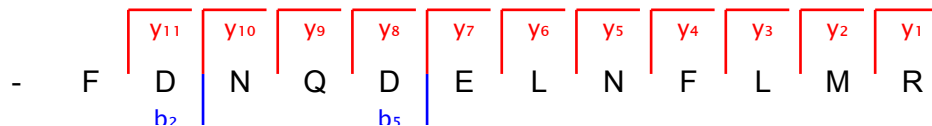
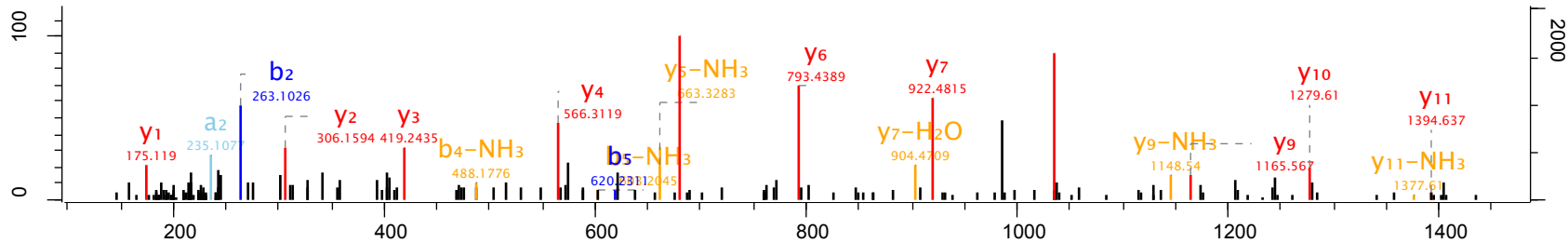
47917

TOF; CID

98.1

771.36

Clec2d;Clec2j



Raw file

20150402_CerP14_Frac04_top_opt_B4_01_1813

Scan

51730

Method

TOF; CID

Score

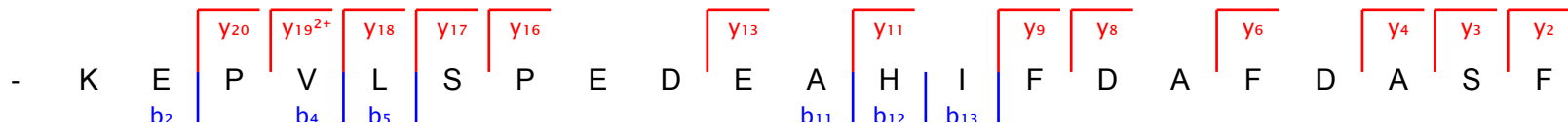
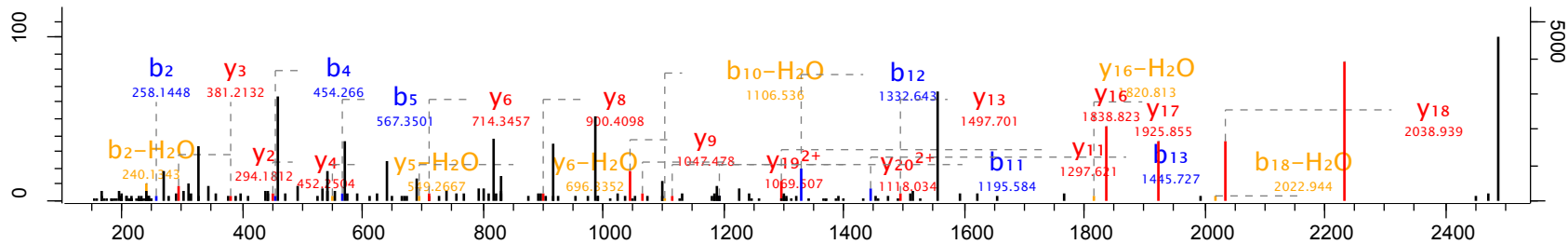
38.74

m/z

831.41

Gene names

Zfp41



Raw file

Scan

Method

Score

m/z

Gene names

20150402_CerP14_Frac04_top_opt_B4_01_1813

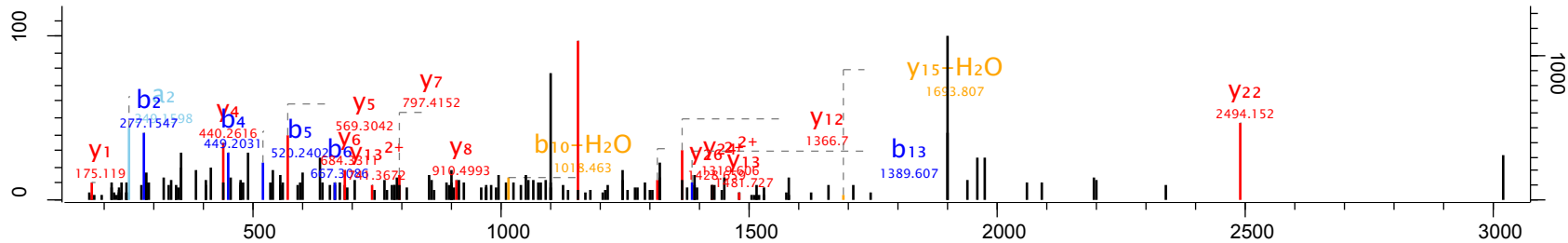
53709

TOF; CID

42.06

1102.52

Zfp395



Raw file

Scan

Method

Score

m/z

Gene names

20150402_CerP14_Frac04_top_opt_B4_01_1813

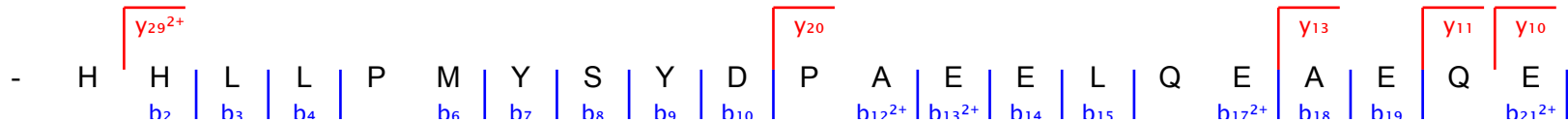
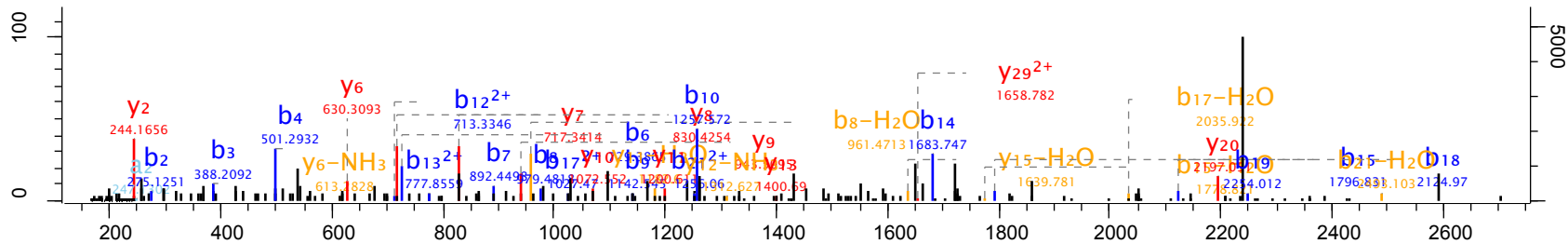
58128

TOF; CID

58.35

864.42

AI413582



Raw file

Scan

Method

Score

m/z

Gene names

20150402_CerP14_Frac04_top_opt_B4_01_1813

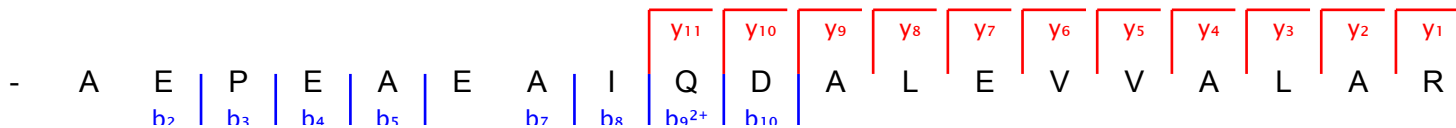
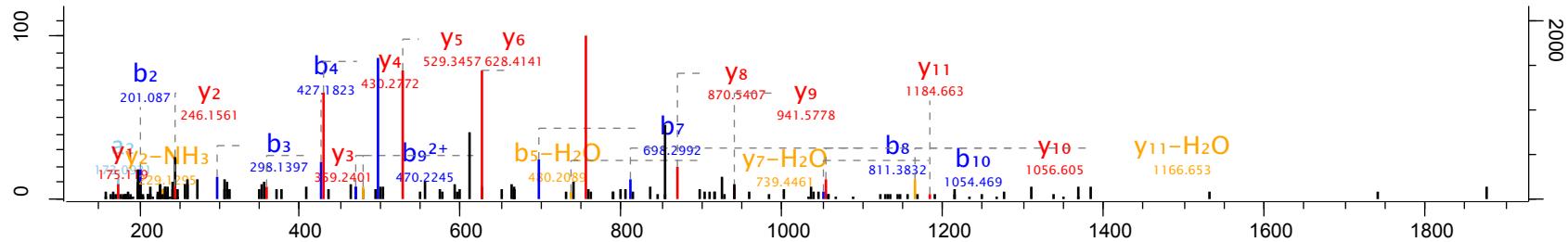
58562

TOF; CID

65.42

665.69

Fndc9



Raw file

Scan

Method

Score

m/z

Gene names

20150402_CerP14_Frac05_top_opt_B5_01_1814

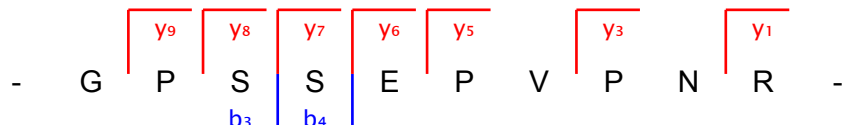
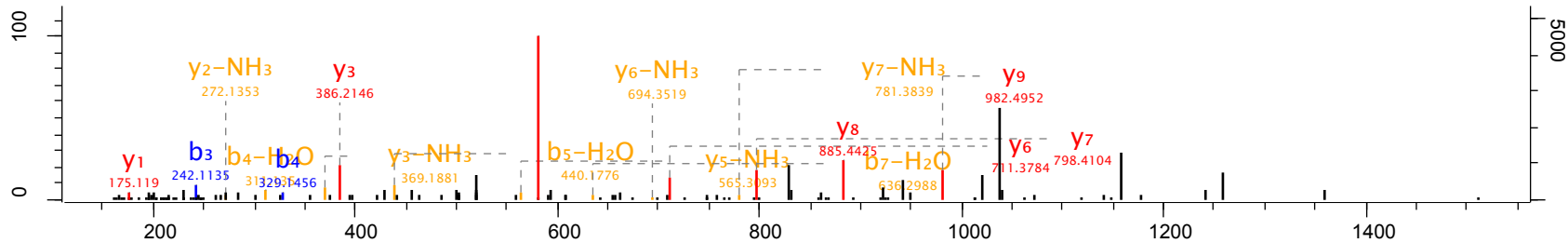
7961

TOF; CID

66.06

520.26

Fnip2



Raw file

Scan

Method

Score

m/z

Gene names

20150402_CerP14_Frac05_top_opt_B5_01_1814

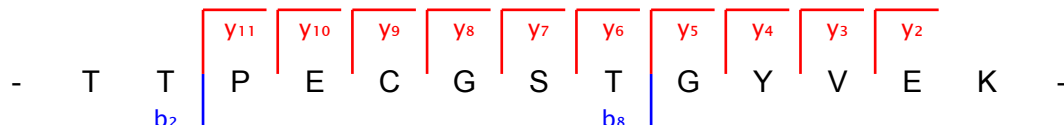
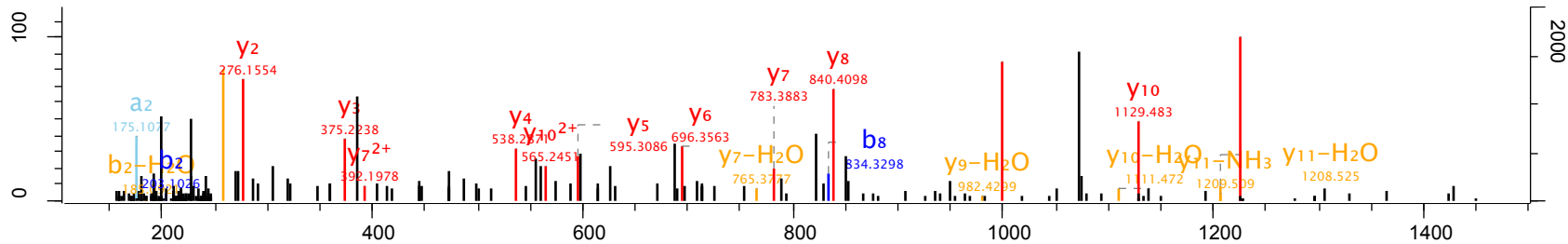
11275

TOF; CID

75.59

714.82

Jtb



Raw file

Scan

Method

Score

m/z

Gene names

20150402_CerP14_Frac05_top_opt_B5_01_1814

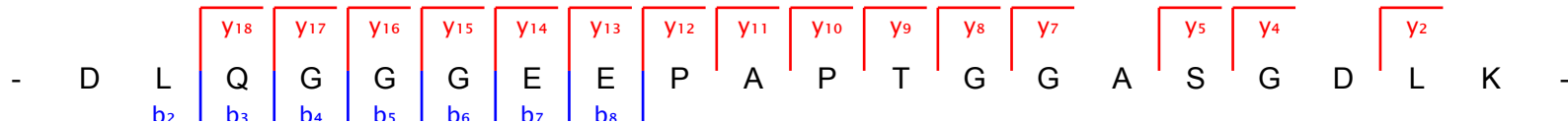
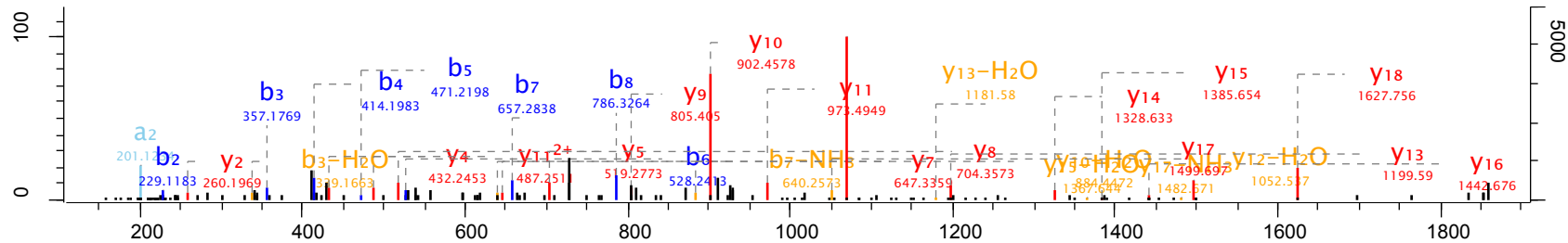
21340

TOF; CID

103.31

928.44

Alkbh2



Raw file

Scan

Method

Score

m/z

Gene names

20150402_CerP14_Frac05_top_opt_B5_01_1814

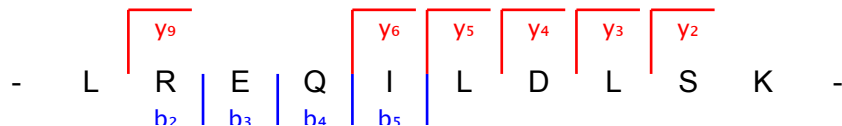
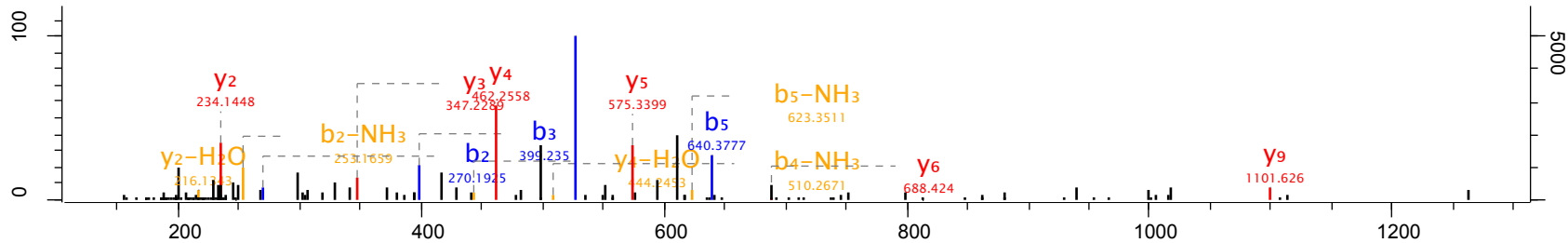
26469

TOF; CID

59.2

405.58

Ccdc126



Raw file

Scan

Method

Score

m/z

Gene names

20150402_CerP14_Frac05_top_opt_B5_01_1814

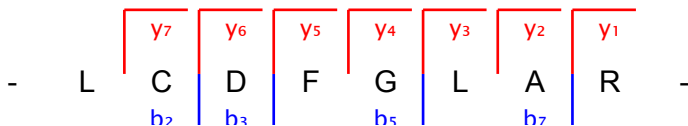
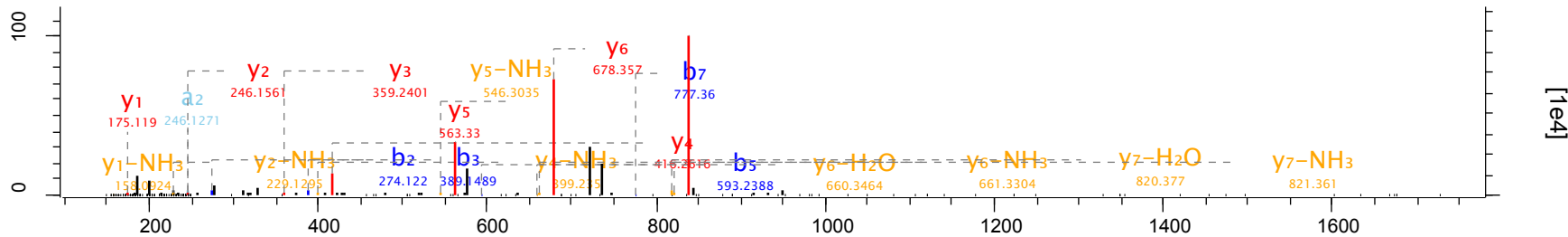
28079

TOF; CID

122.18

476.24

Mapk15



Raw file

Scan

Method

Score

m/z

Gene names

20150402_CerP14_Frac05_top_opt_B5_01_1814

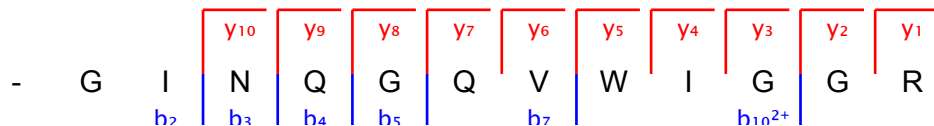
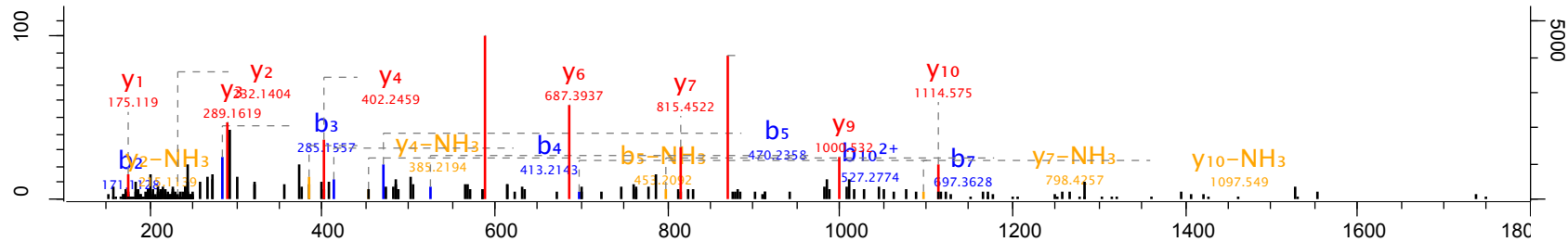
28937

TOF; CID

84.48

642.85

Prg2



Raw file

Scan

Method

Score

m/z

Gene names

20150402_CerP14_Frac05_top_opt_B5_01_1814

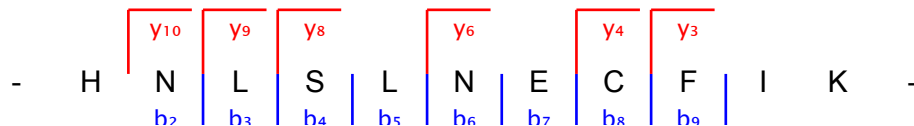
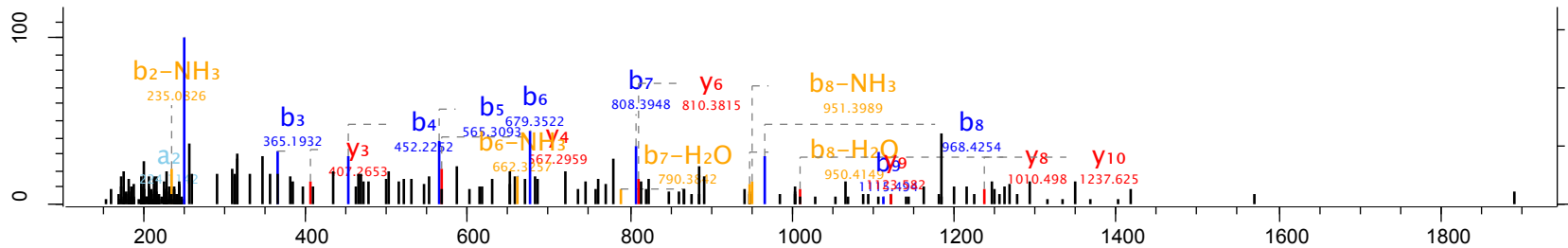
29637

TOF; CID

71.81

687.85

Foxf1;Foxl2;Foxf2



Raw file

20150402_CerP14_Frac05_top_opt_B5_01_1814

Scan

36527

Method

TOF; CID

Score

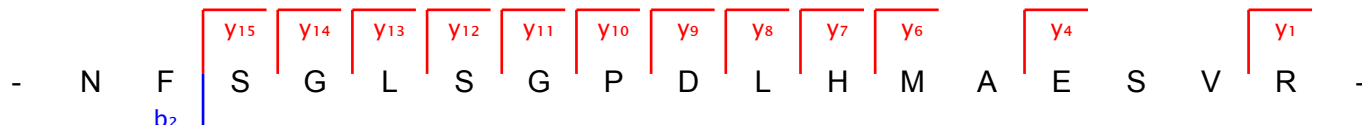
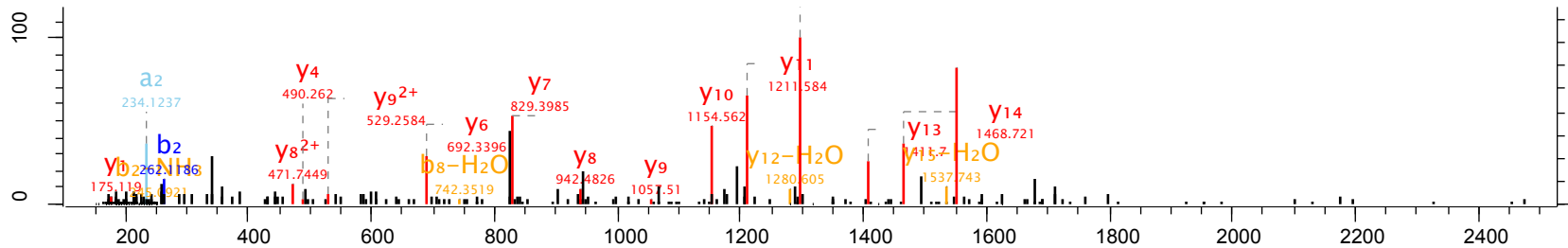
56.12

m/z

606.3

Gene names

Socs6



Raw file

20150402_CerP14_Frac05_top_opt_B5_01_1814

Scan

40631

Method

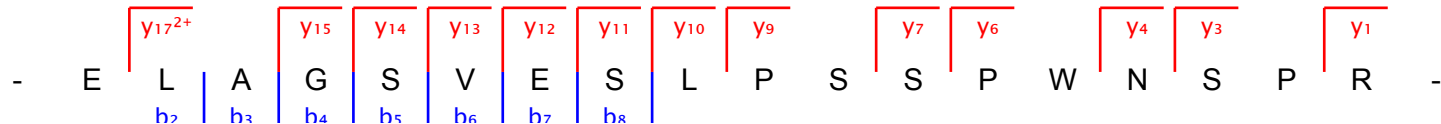
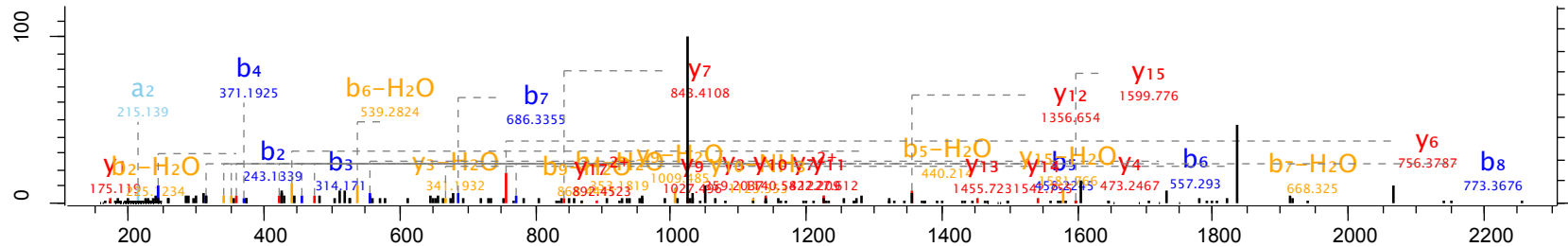
TOF; CID

Score

84.14

m/z

957.48



Raw file

Scan

Method

Score

m/z

Gene names

20150402_CerP14_Frac05_top_opt_B5_01_1814

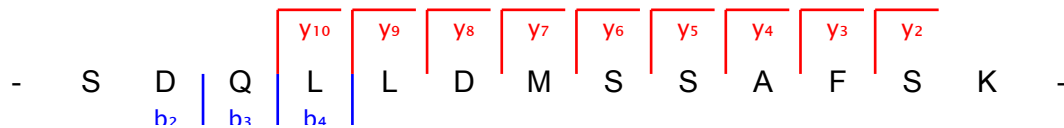
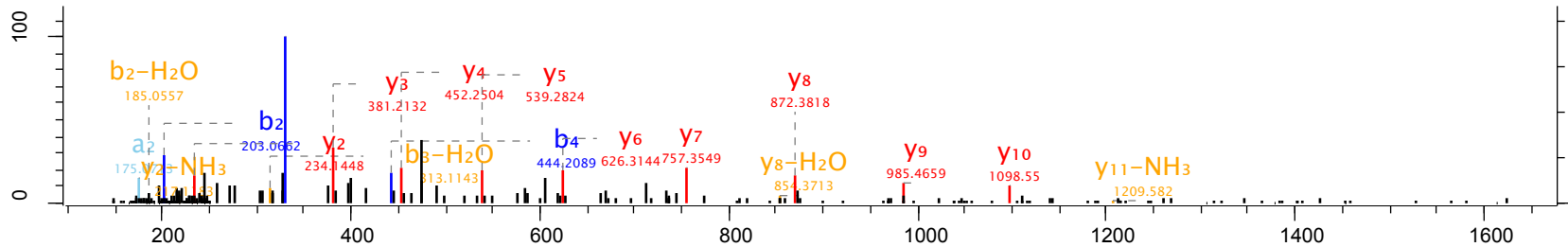
41940

TOF; CID

69.92

714.84

Vamp5



Raw file

20150402_CerP14_Frac05_top_opt_B5_01_1814

Scan

Method

Score

m/z

Gene names

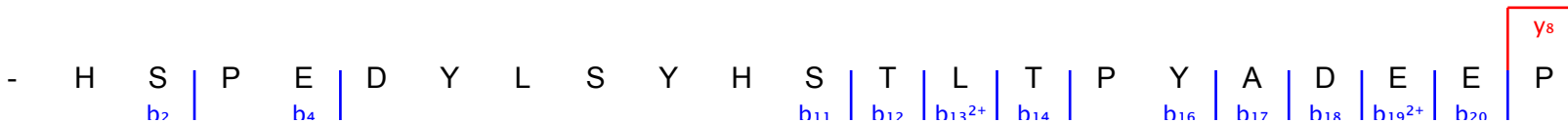
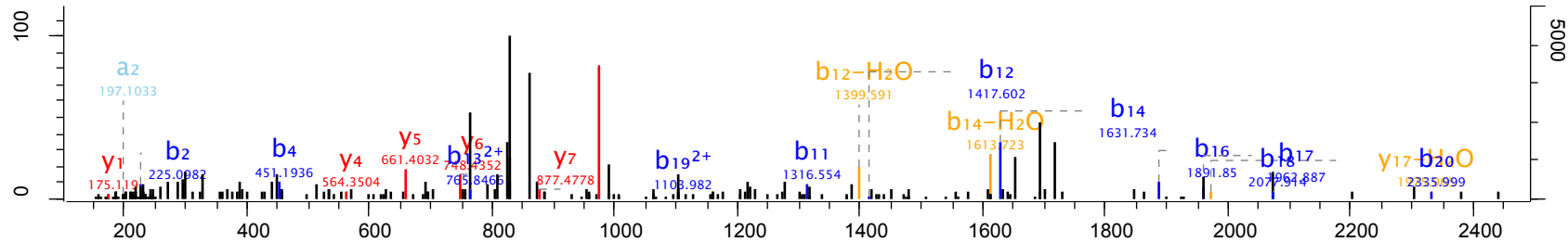
45879

TOF; CID

36.32

828.39

Rassf6



Raw file

20150402_CerP14_Frac05_top_opt_B5_01_1814

Scan

46378

Method

TOF; CID

Score

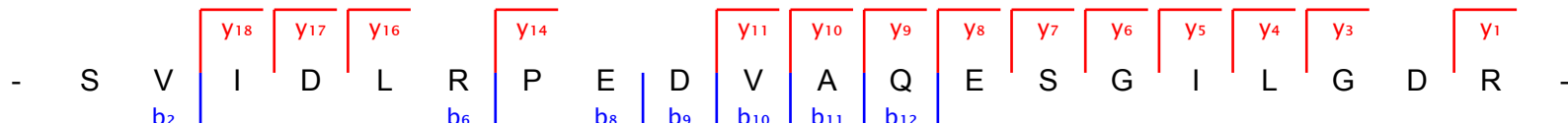
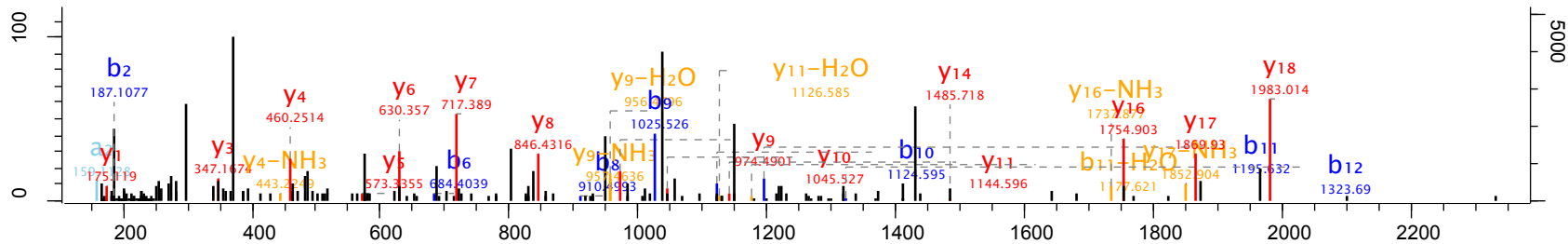
59.54

m/z

724.05

Gene names

Syt14



Raw file

Scan

Method

Score

m/z

Gene names

20150402_CerP14_Frac05_top_opt_B5_01_1814

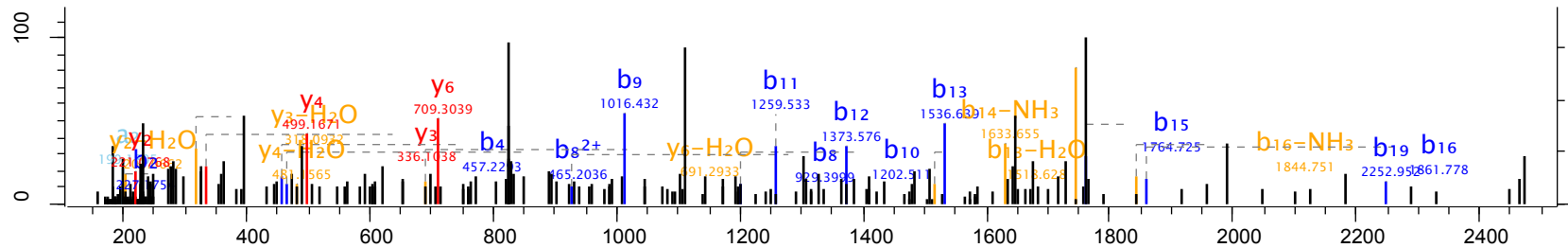
47096

TOF; CID

48.97

825.35

Parm1



- L L | D D | H D Y G | S | W | G | N | Y | N N | P | L Y | D | D S
 b₂ | b₄ | b₈ | b₉ | b₁₀ | b₁₁ | b₁₂ | b₁₃ | b₁₅ | b₁₆ | b₁₉
 y₆ | y₄ | y₃ | y₂

Raw file

Scan

Method

Score

m/z

Gene names

20150402_CerP14_Frac05_top_opt_B5_01_1814

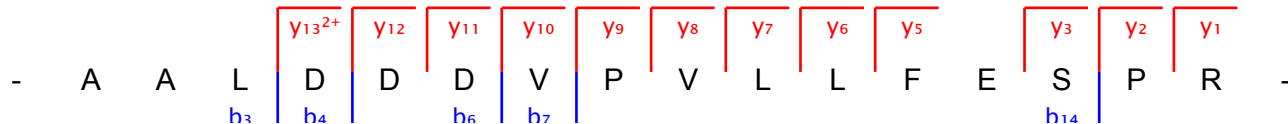
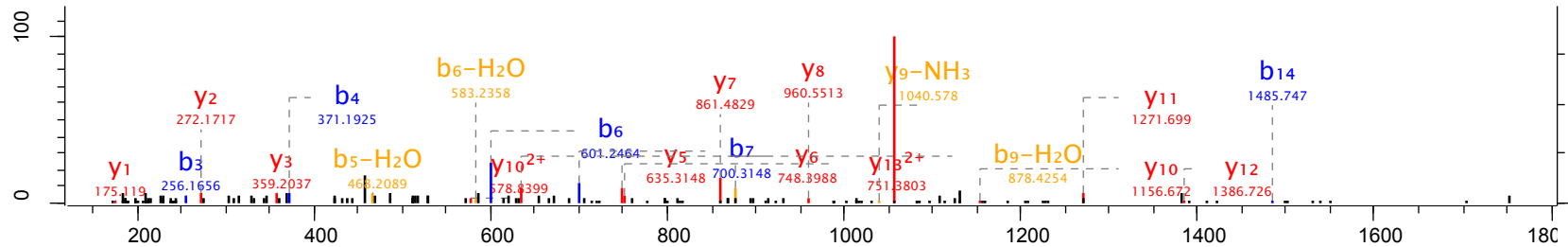
56998

TOF; CID

54.77

878.96

Mcph1



Raw file

Scan

Method

Score

m/z

Gene names

20150402_CerP14_Frac05_top_opt_B5_01_1814

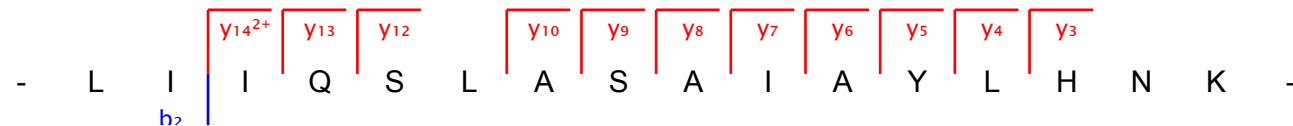
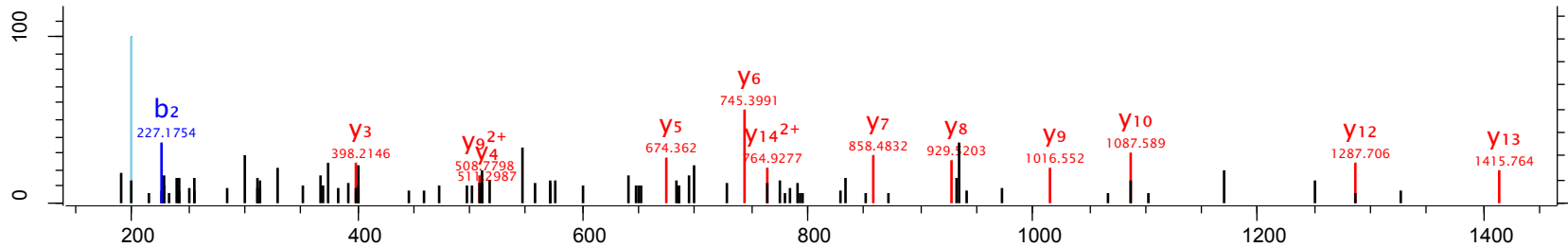
57395

TOF; CID

58.89

585.68

Stk33



Raw file

Scan

Method

Score

m/z

Gene names

20150402_CerP14_Frac05_top_opt_B5_01_1814

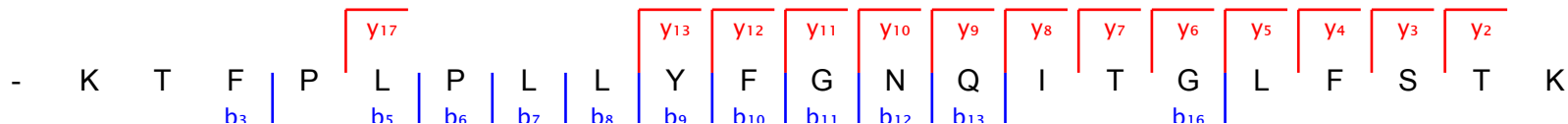
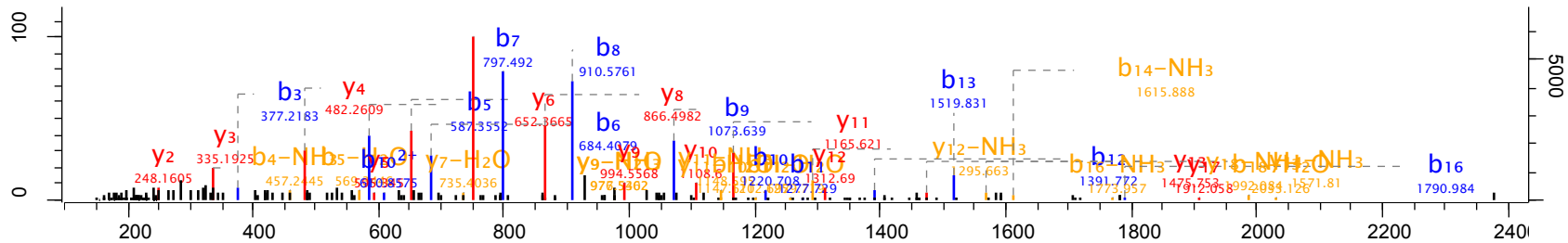
58789

TOF; CID

111.11

796.12

Slc35d1



Raw file

Scan

Method

Score

m/z

Gene names

20150402_CerP14_Frac05_top_opt_B5_01_1814

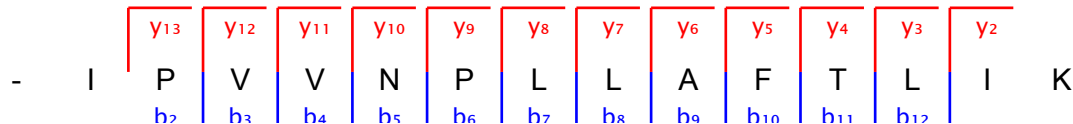
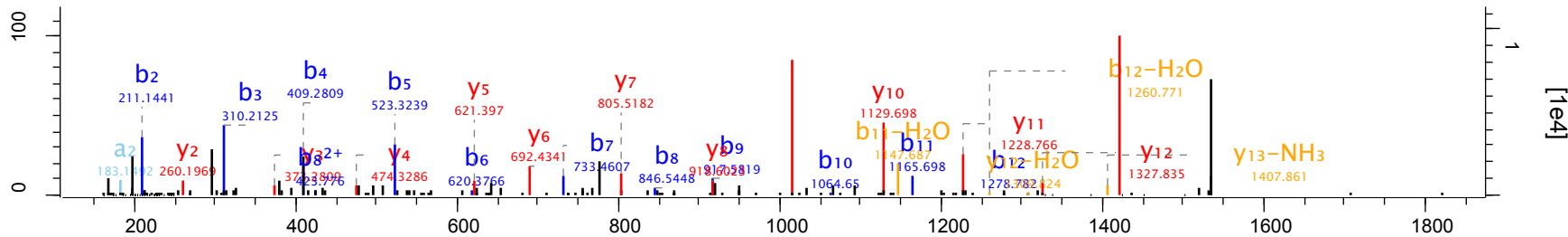
59113

TOF; CID

130.47

769.49

P4ha3



Raw file

Scan

Method

Score

m/z

Gene names

20150402_CerP14_Frac05_top_opt_B5_01_1814

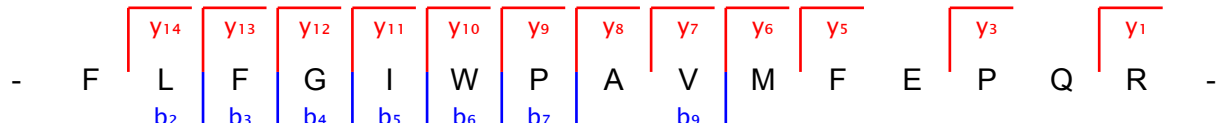
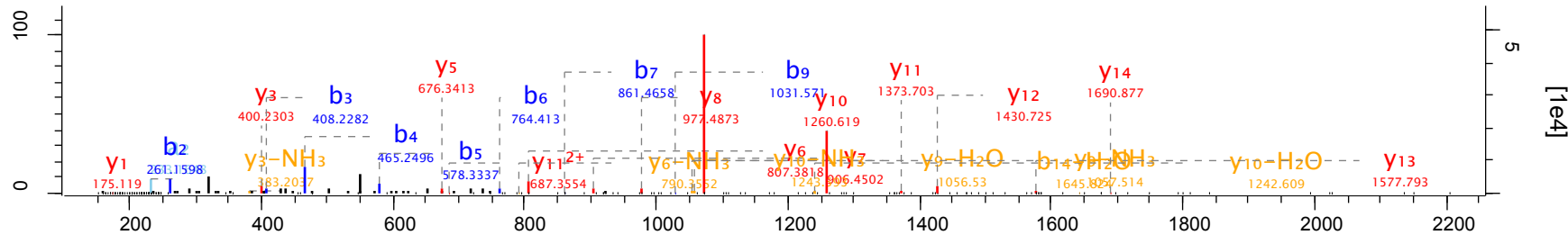
59141

TOF; CID

139.86

919.98

Acer3



Raw file

Scan

Method

Score

m/z

Gene names

20150402_CerP14_Frac06_top_opt_B6_01_1815

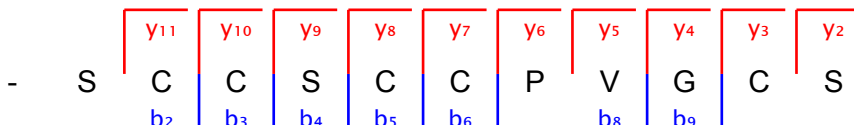
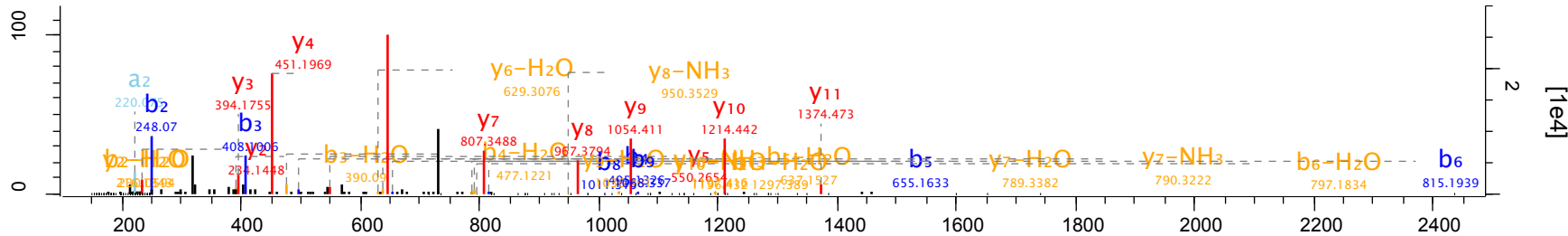
5945

TOF; CID

155.86

731.26

Mt1



Raw file

Scan

Method

Score

m/z

Gene names

20150402_CerP14_Frac06_top_opt_B6_01_1815

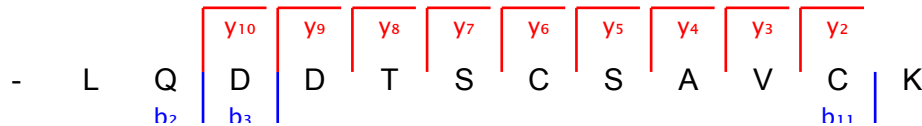
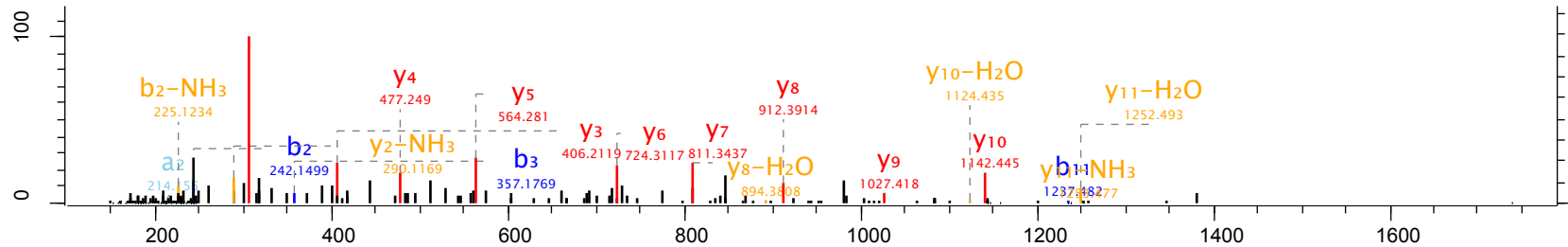
9597

TOF; CID

68

692.8

Tspan31



Raw file

Scan

Method

Score

m/z

Gene names

20150402_CerP14_Frac06_top_opt_B6_01_1815

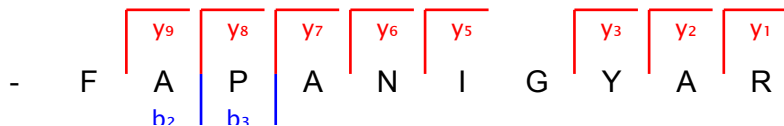
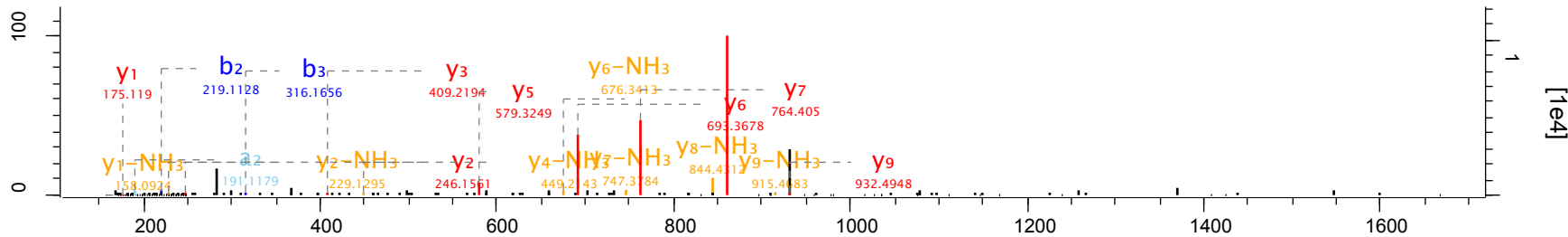
25444

TOF; CID

72.93

540.29

Tm7sf3



Raw file

Scan

Method

Score

m/z

Gene names

20150402_CerP14_Frac06_top_opt_B6_01_1815

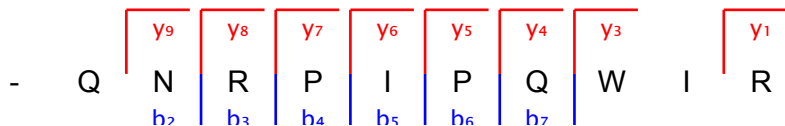
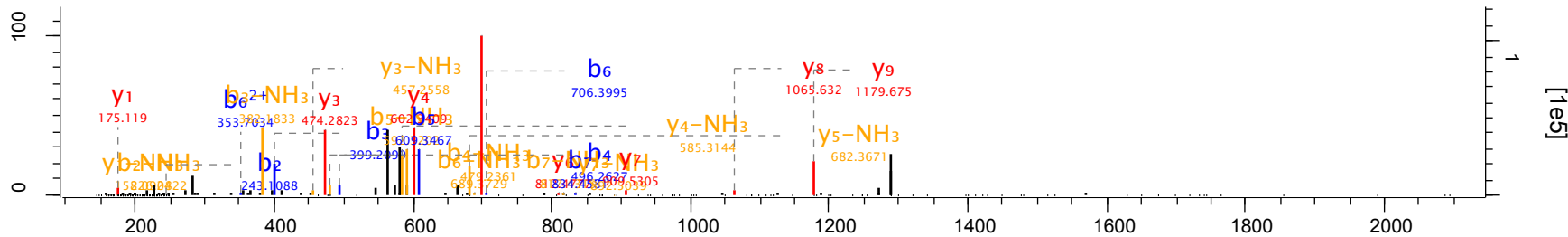
26216

TOF; CID

166.07

436.58

Rpl39



Raw file

Scan

Method

Score

m/z

Gene names

20150402_CerP14_Frac06_top_opt_B6_01_1815

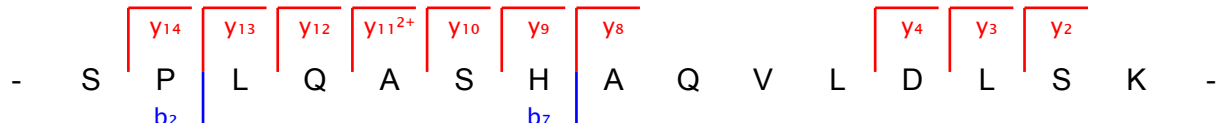
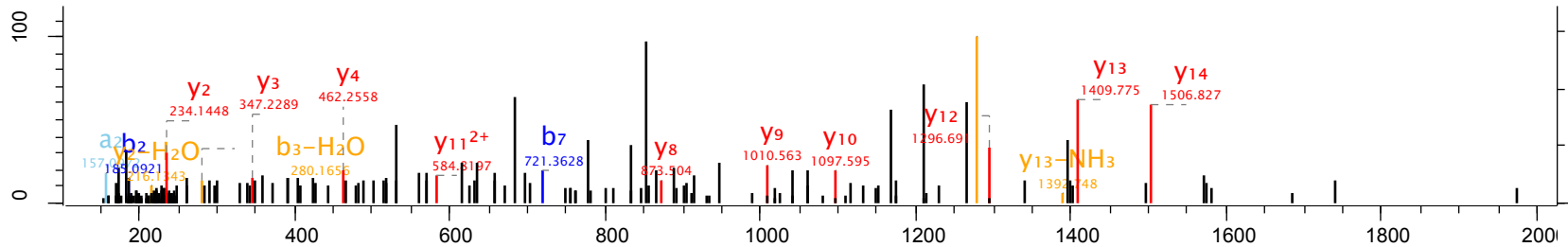
26988

TOF; CID

60.55

532.3

Lrrc25



Raw file

Scan

Method

Score

m/z

Gene names

20150402_CerP14_Frac06_top_opt_B6_01_1815

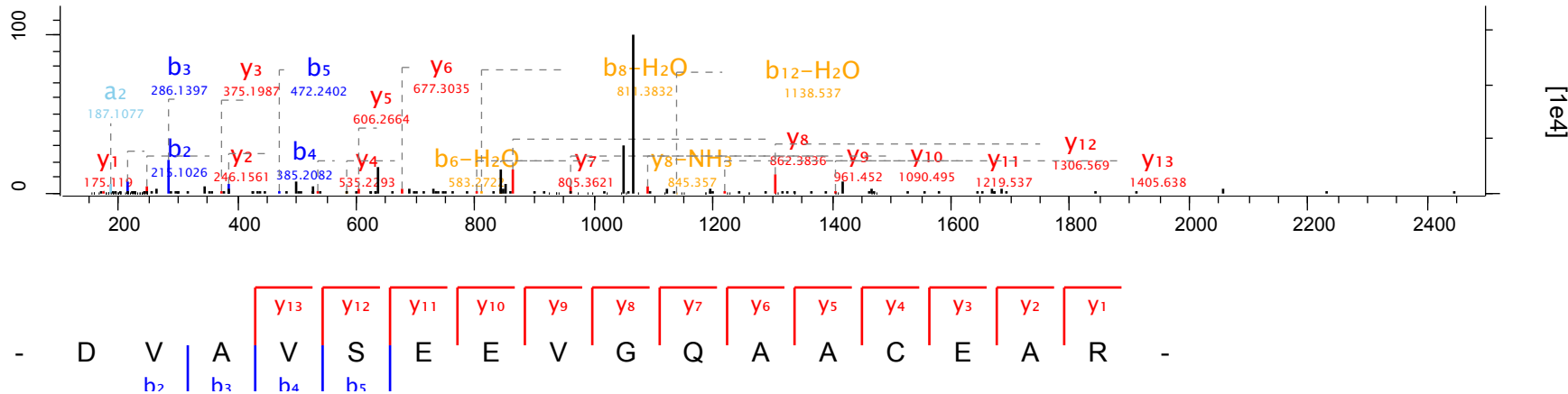
27231

TOF; CID

65.95

845.89

Fblim1



Raw file

Scan

Method

Score

m/z

Gene names

20150402_CerP14_Frac06_top_opt_B6_01_1815

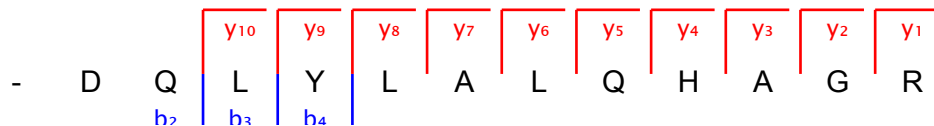
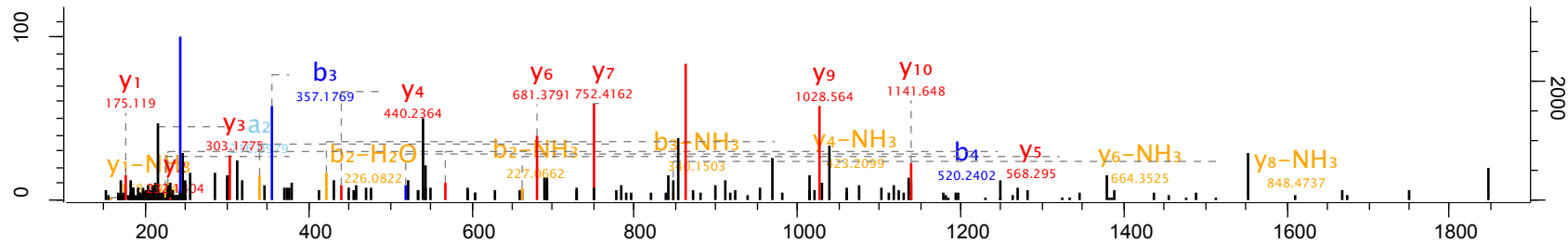
31521

TOF; CID

68.52

692.87

Efcab7



Raw file

Scan

Method

Score

m/z

Gene names

20150402_CerP14_Frac06_top_opt_B6_01_1815

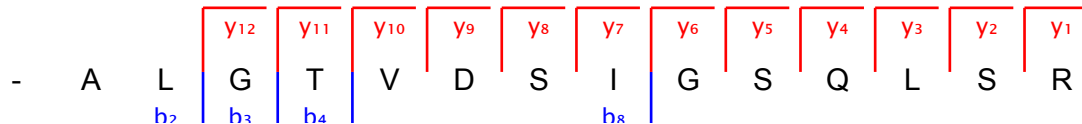
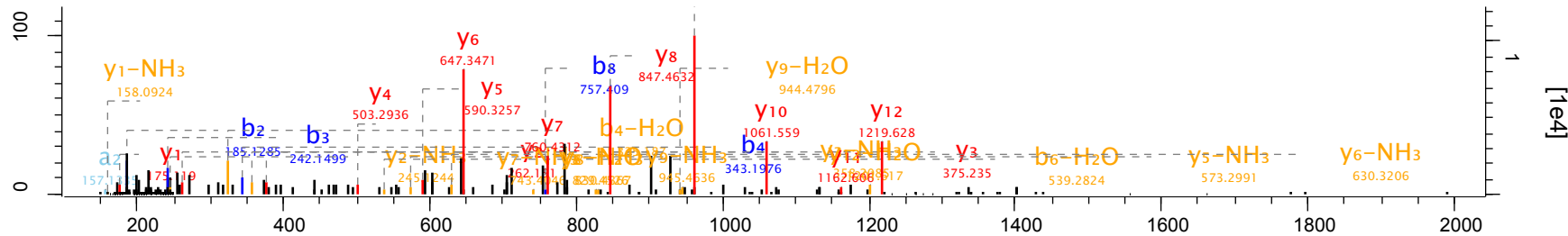
32180

TOF; CID

93.48

703.39

Slc35f2



Raw file

Scan

Method

Score

m/z

Gene names

20150402_CerP14_Frac06_top_opt_B6_01_1815

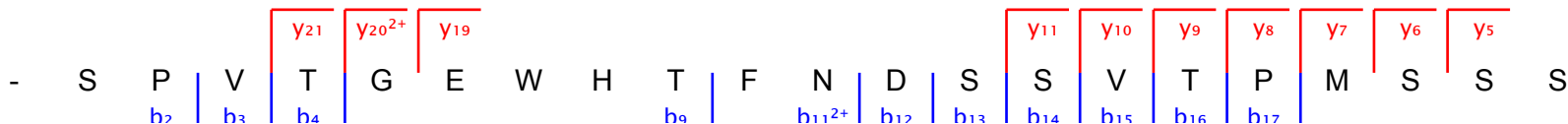
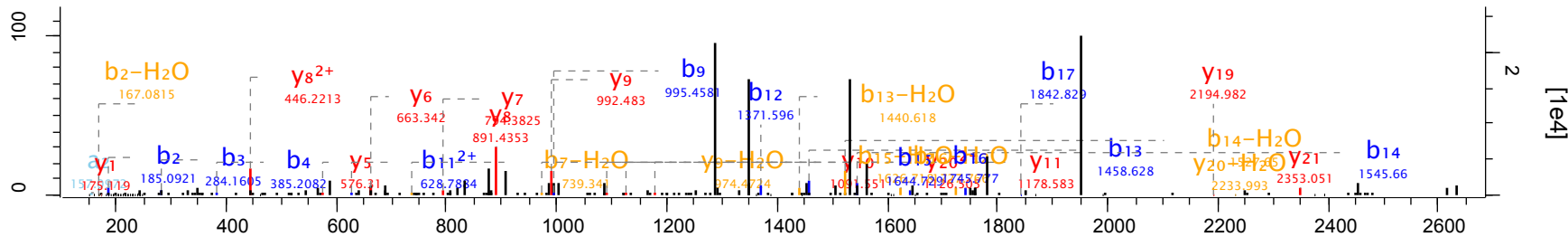
35048

TOF; CID

64.55

879.75

Usp2



Raw file

Scan

Method

Score

m/z

Gene names

20150402_CerP14_Frac06_top_opt_B6_01_1815

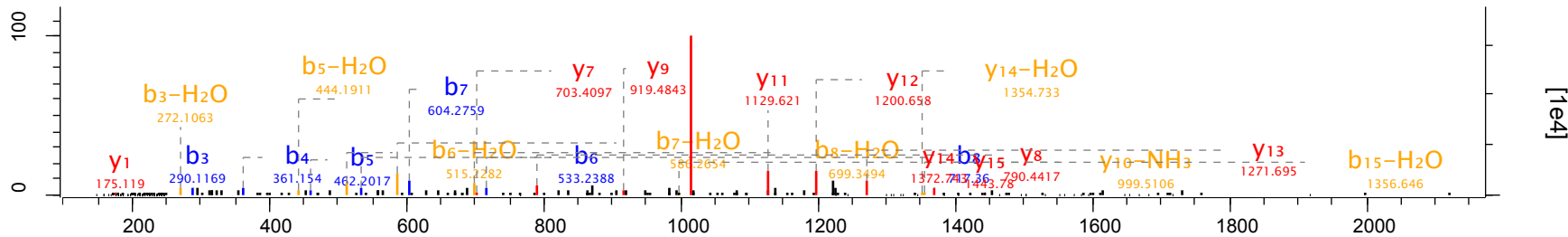
37289

TOF; CID

92.26

866.95

Tmem242



- G T M A T A A L P E S G S S L A L R -

h₃ h₄ h₅ h₆ h₇ h₈

y₁₅ y₁₄ y₁₃ y₁₂ y₁₁ y₁₀ y₉ y₈ y₇ y₁

Raw file

Scan

Method

Score

m/z

Gene names

20150402_CerP14_Frac06_top_opt_B6_01_1815

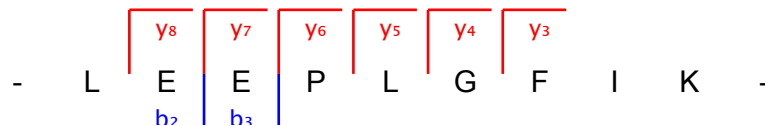
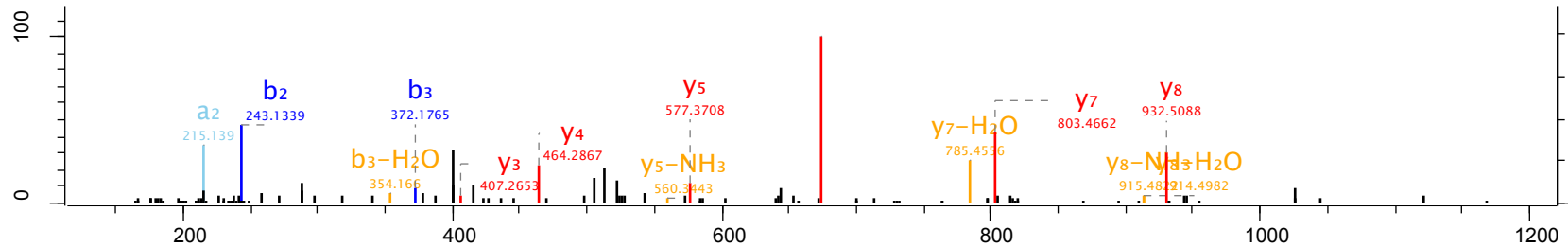
41024

TOF; CID

78.15

523.3

Sypl2



Raw file

20150402_CerP14_Frac06_top_opt_B6_01_1815

Scan

41996

Method

TOF; CID

Score

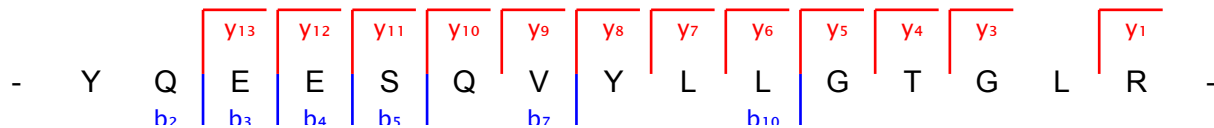
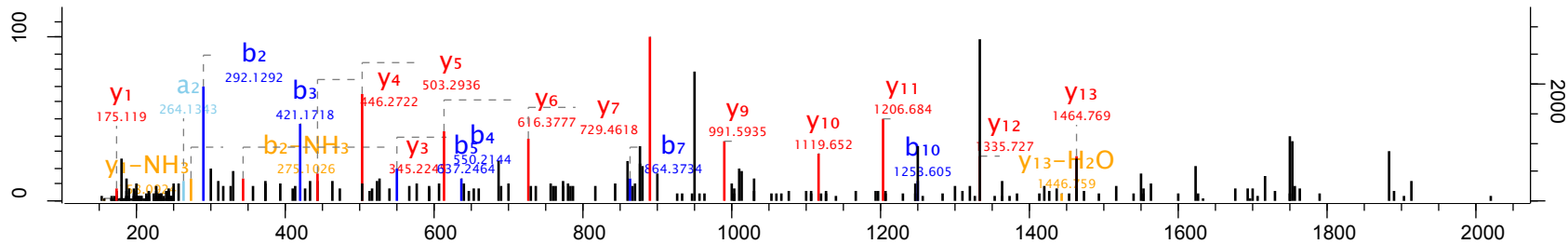
70.78

m/z

878.46

Gene names

Lcp2



Raw file

Scan

Method

Score

m/z

Gene names

20150402_CerP14_Frac06_top_opt_B6_01_1815

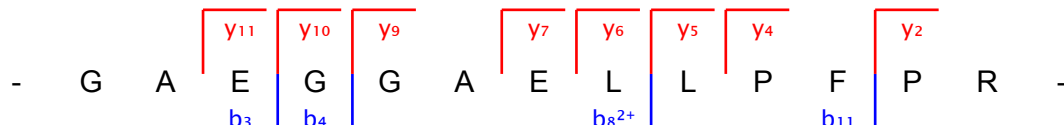
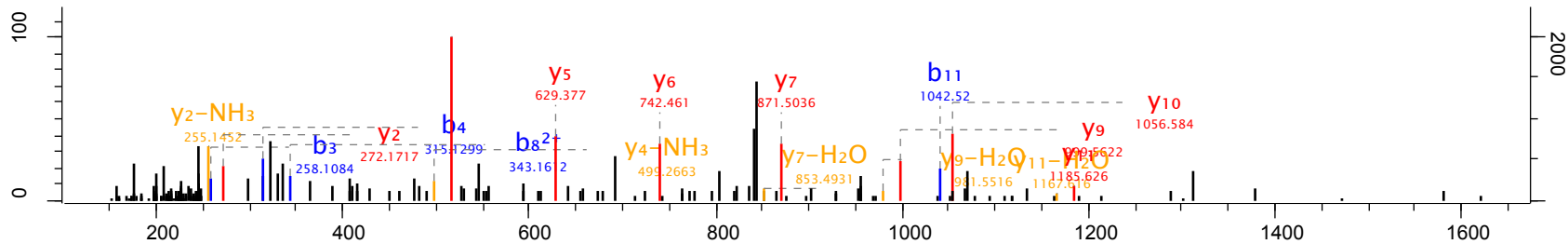
42732

TOF; CID

78.32

657.35

Dleu7



Raw file

20150402_CerP14_Frac06_top_opt_B6_01_1815

Scan

44110

Method

TOF; CID

Score

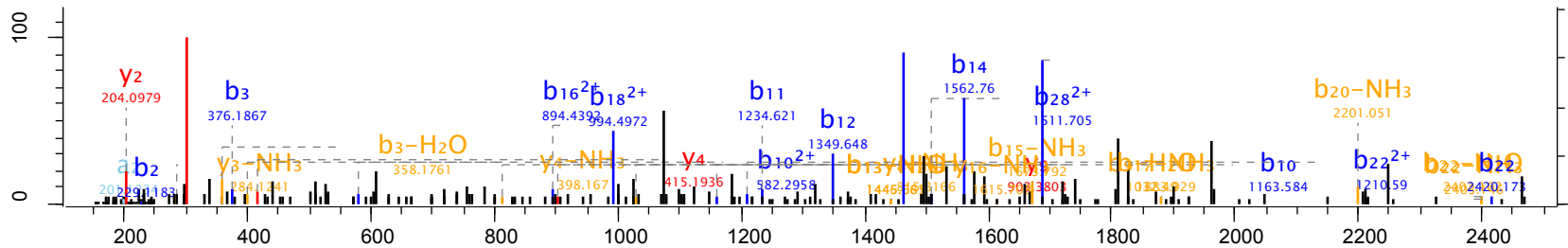
41.37

m/z

1108.53

Gene names

Cebpg



- D L F L E H A H S L A D N V Q P I S T E T
 b₂ | b₃ | b₁₀ | b₁₁ | b₁₂ | b₁₃ | b₁₄ | b₁₅ | b₁₆²⁺ | b₁₈²⁺

Raw file

Scan

Method

Score

m/z

Gene names

20150402_CerP14_Frac06_top_opt_B6_01_1815

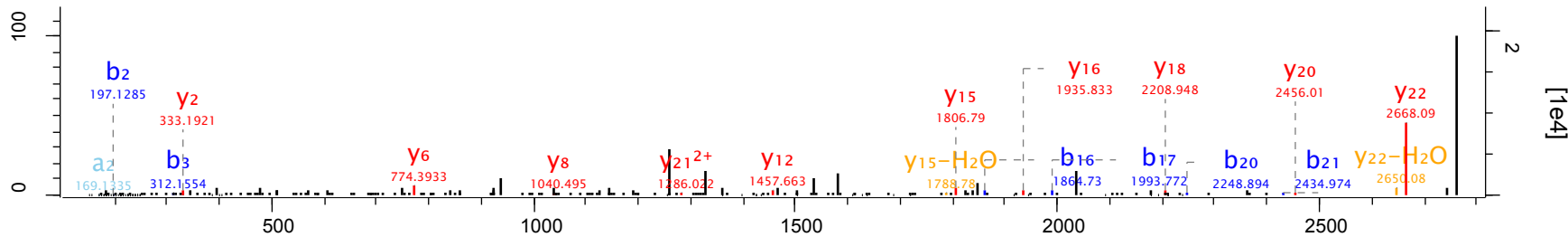
44445

TOF; CID

37.37

923.4

Tspan4



Raw file

20150402_CerP14_Frac06_top_opt_B6_01_1815

Scan

56281

Method

TOF; CID

Score

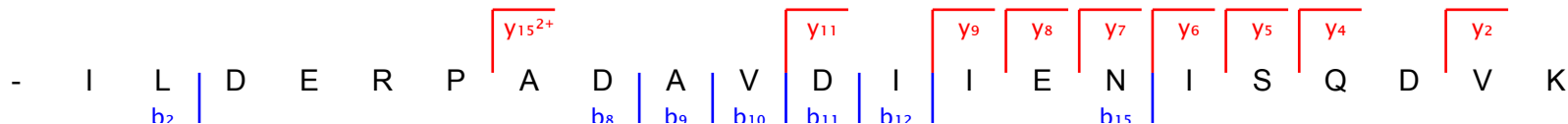
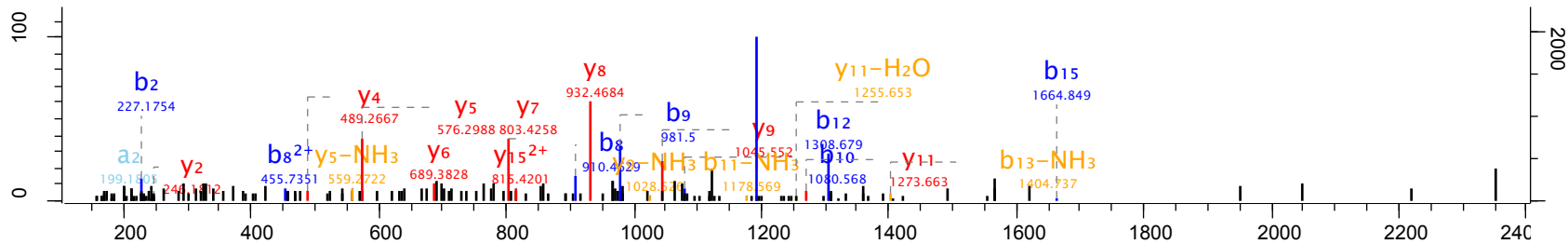
45.99

m/z

785.42

Gene names

Rsph4a



Raw file

Scan

Method

Score

m/z

Gene names

20150402_CerP14_Frac06_top_opt_B6_01_1815

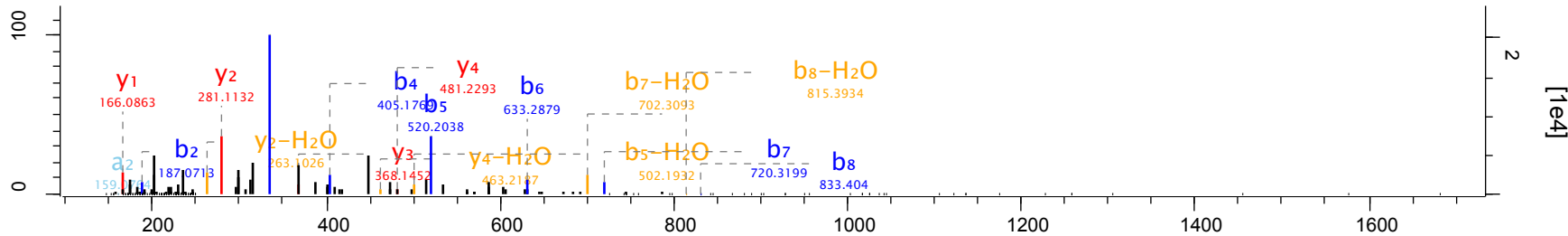
58796

TOF; CID

60.69

657.32

Slc48a1



Raw file

Scan

Method

Score

m/z

Gene names

20150402_CerP14_Frac07_top_opt_B7_01_1816

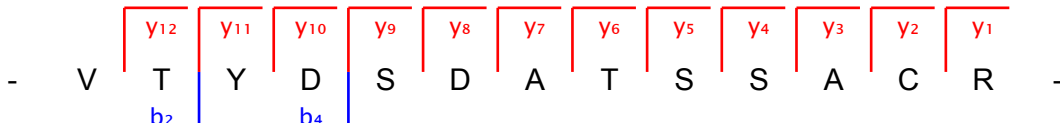
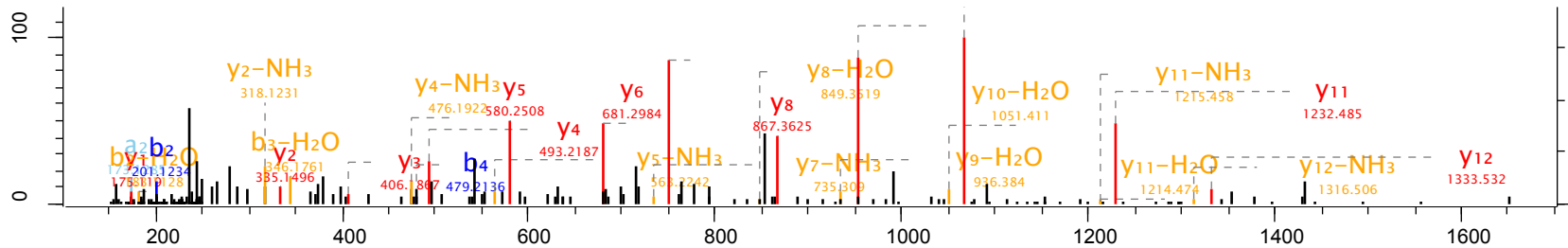
10519

TOF; CID

97.72

716.81

Leprot



Raw file

20150402_CerP14_Frac07_top_opt_B7_01_1816

Scan

11800

Method

TOF; CID

Score

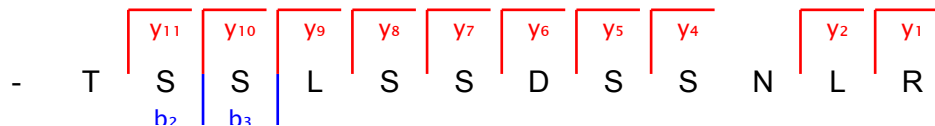
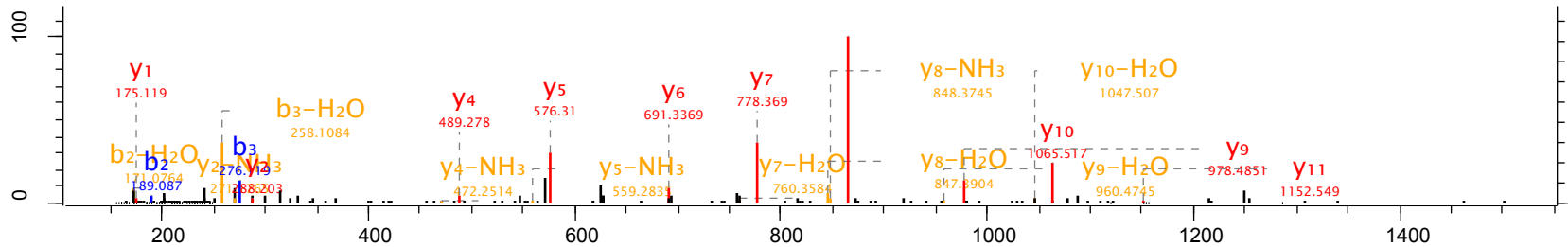
96.07

m/z

627.3

Gene names

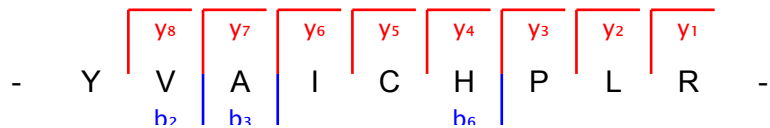
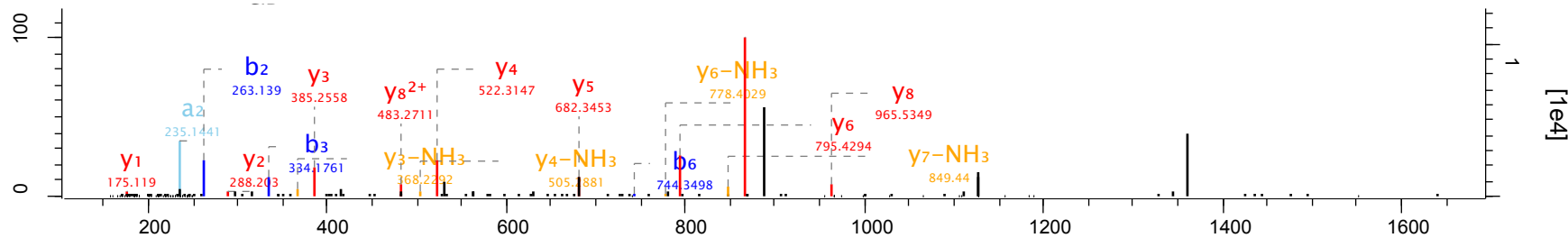
Dbnidd2



Raw file

Sca Met1 Scb m/: Gene names

20150402_CerP14_Frac 16; TOE 12; 562 Olf1341;Olf148;Olf630;Olf314;Olf13;Olf1415;Olf1414;Olf844;Olf447;Olf328;Olf1416;Olf845;Olf169;Olf711;Olf224;O



Raw file

Scan

Method

Score

m/z

Gene names

20150402_CerP14_Frac07_top_opt_B7_01_1816

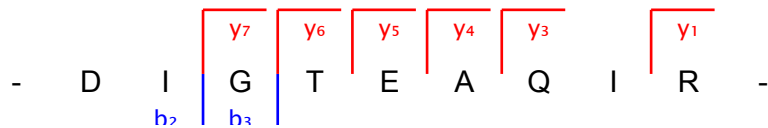
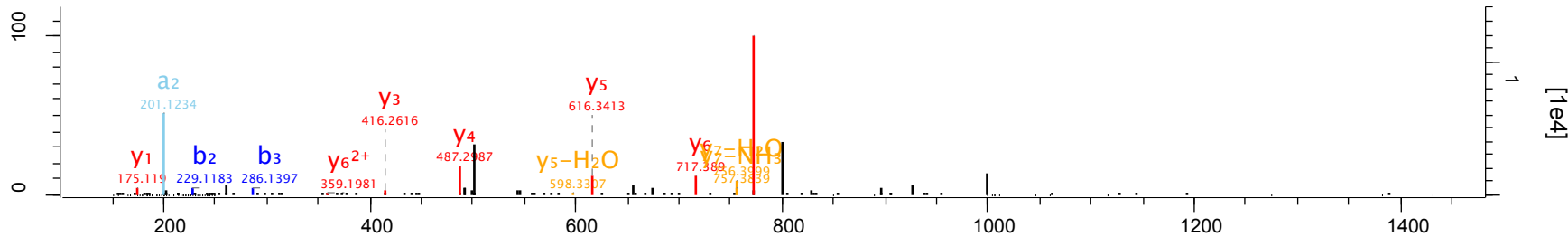
17858

TOF; CID

74.46

501.77

Tex9



Raw file

Scan

Method

Score

m/z

Gene names

20150402_CerP14_Frac07_top_opt_B7_01_1816

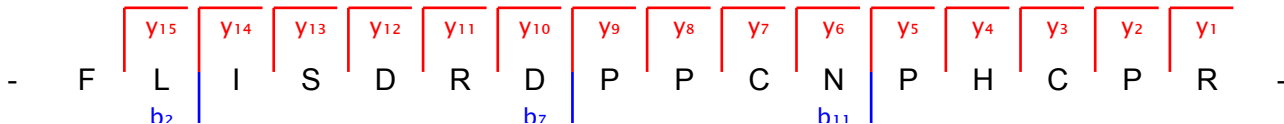
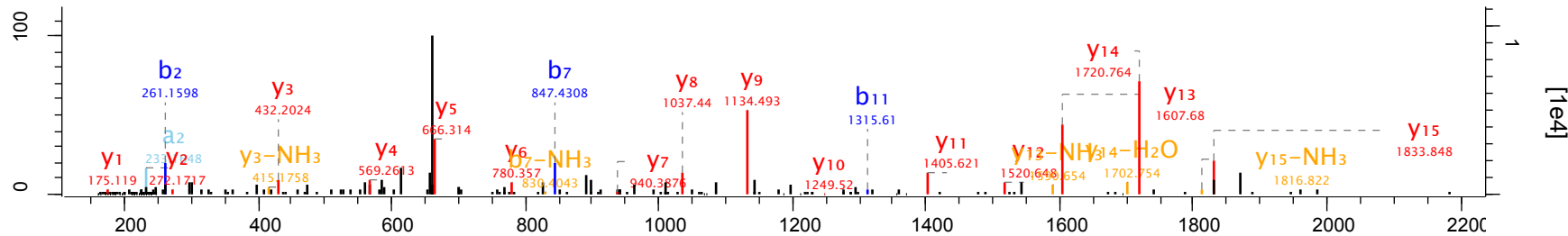
20469

TOF; CID

109.79

661.32

Smoc1



Raw file

Scan

Method

Score

m/z

Gene names

20150402_CerP14_Frac07_top_opt_B7_01_1816

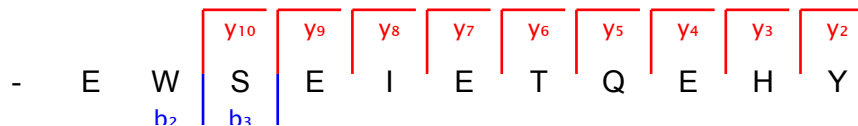
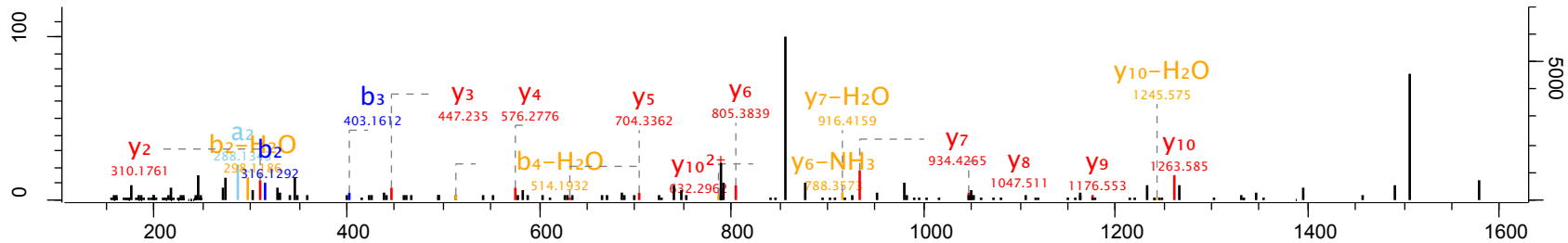
20948

TOF; CID

59.12

790.37

Mfsd8



Raw file

Scan

Method

Score

m/z

Gene names

20150402_CerP14_Frac07_top_opt_B7_01_1816

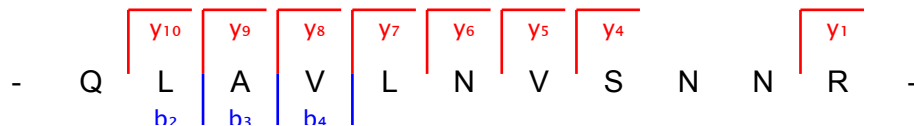
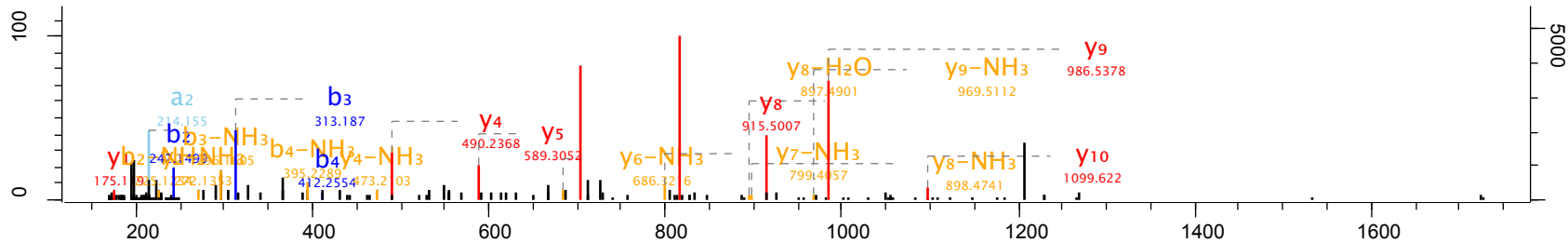
27889

TOF; CID

91.31

614.35

Lrrc61



Raw file

Scan

Method

Score

m/z

Gene names

20150402_CerP14_Frac07_top_opt_B7_01_1816

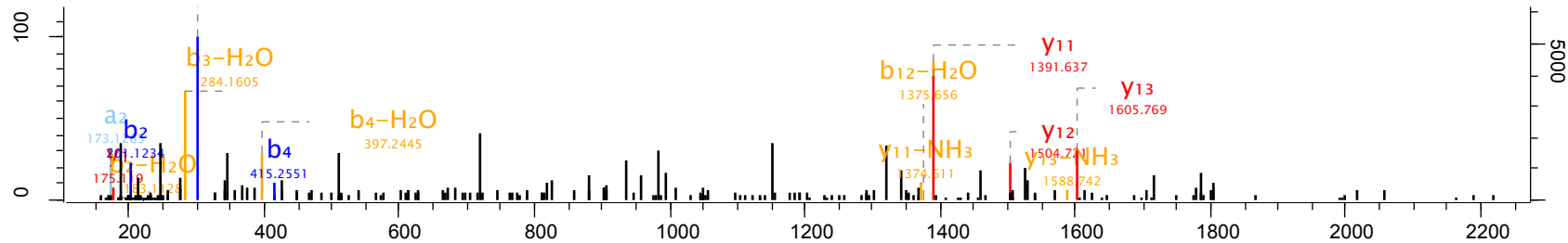
36244

TOF; CID

49.3

903.96

2610020H08Rik



- L S T I L F T D N C E V T H R -

b_2 b_3 b_4 y_{13} y_{12} y_{11} y_1

Raw file

Scan

Method

Score

m/z

Gene names

20150402_CerP14_Frac07_top_opt_B7_01_1816

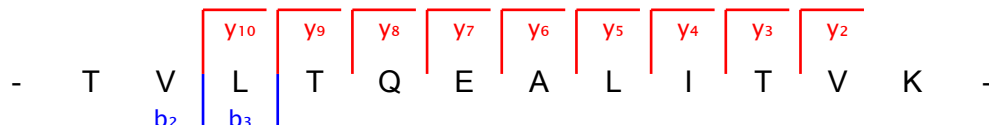
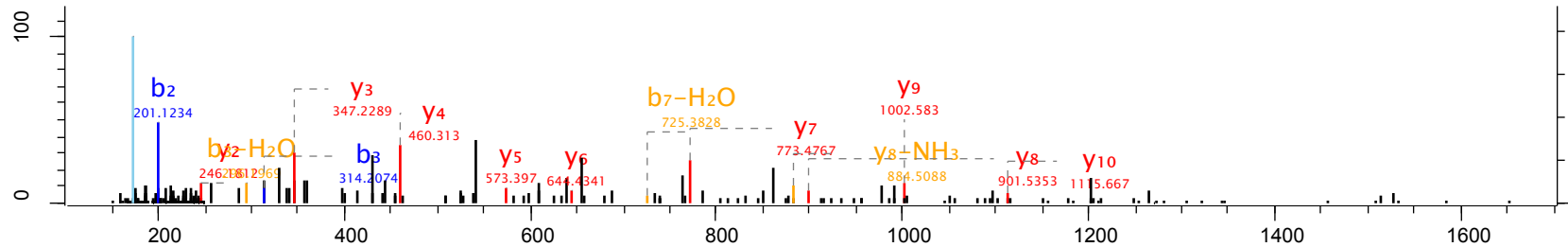
36974

TOF; CID

60.16

658.4

Slmo2



Raw file

20150402_CerP14_Frac07_top_opt_B7_01_1816

Scan

38470

Method

TOF; CID

Score

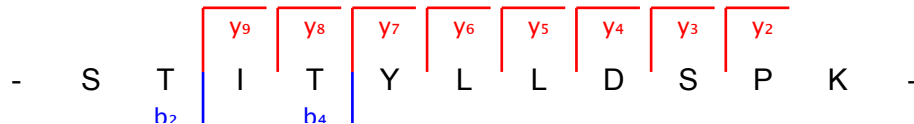
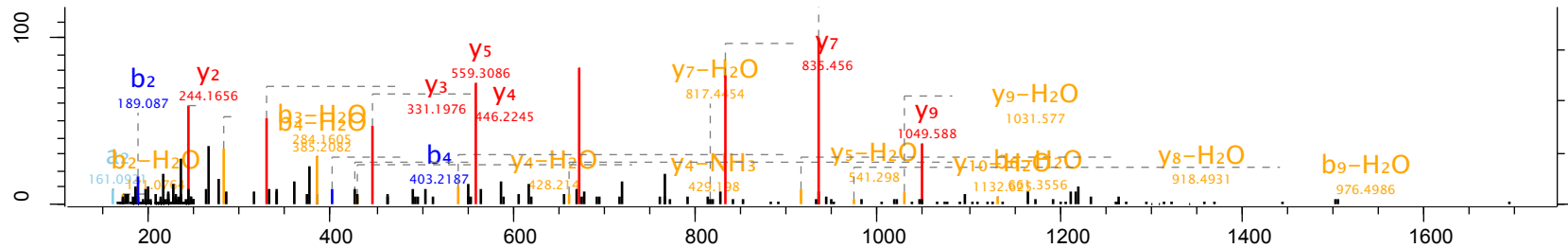
85.81

m/z

619.34

Gene names

Tmem69



Raw file

20150402_CerP14_Frac07_top_opt_B7_01_1816

Scan

41636

Method

TOF; CID

Score

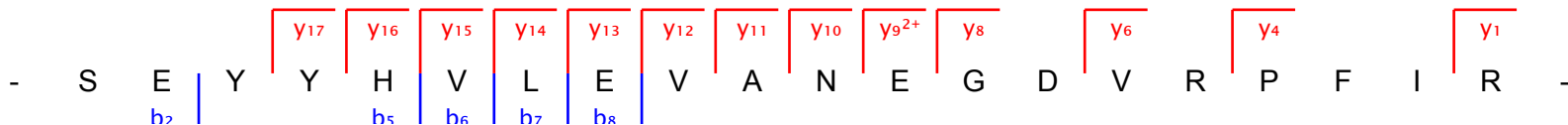
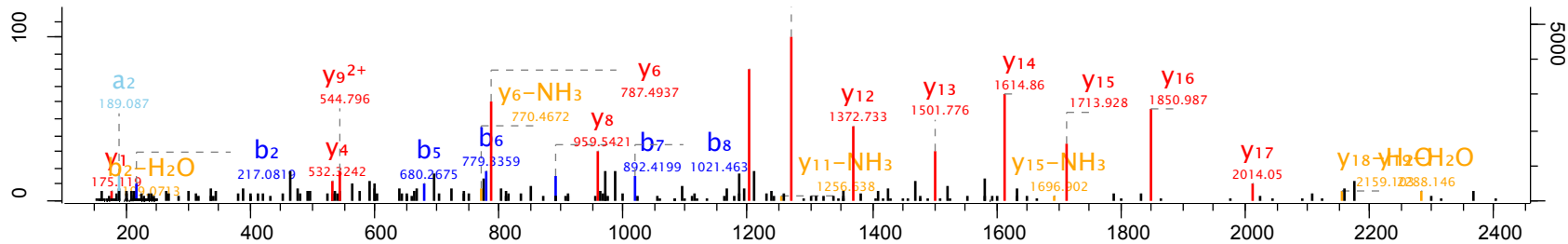
92.47

m/z

599.31

Gene names

Ficd



Raw file

Scan

Method

Score

m/z

Gene names

20150402_CerP14_Frac07_top_opt_B7_01_1816

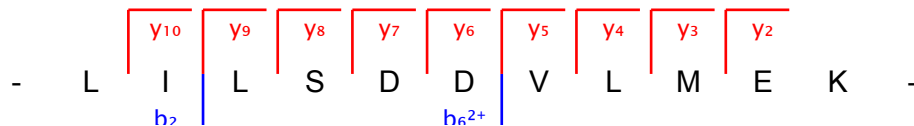
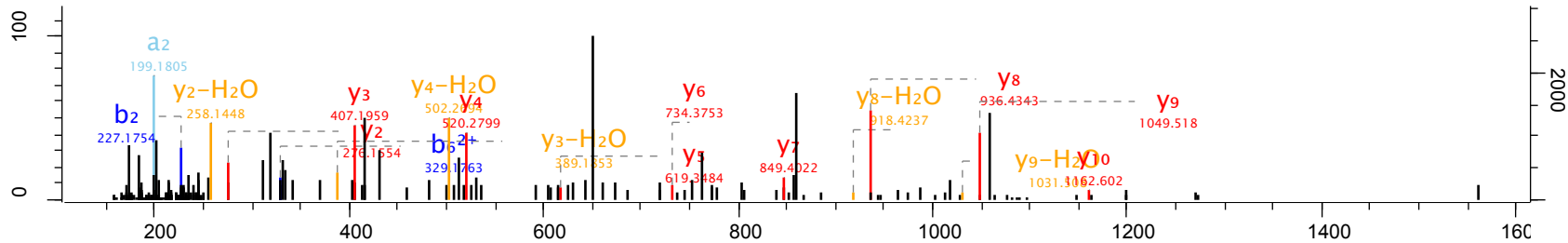
43519

TOF; CID

70.68

638.35

Rnf19a



Raw file

Scan

Method

Score

m/z

Gene names

20150402_CerP14_Frac07_top_opt_B7_01_1816

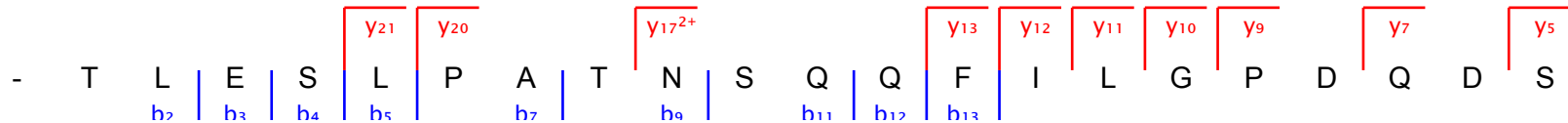
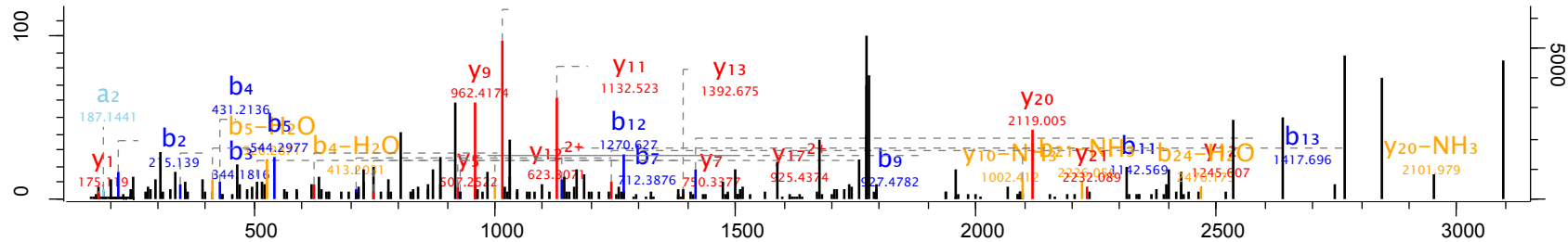
44305

TOF; CID

42.47

888.44

Slc31a2



Raw file

Scan

Method

Score

m/z

Gene names

20150402_CerP14_Frac07_top_opt_B7_01_1816

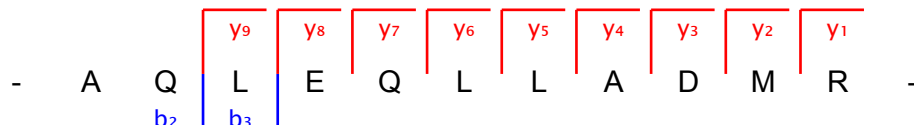
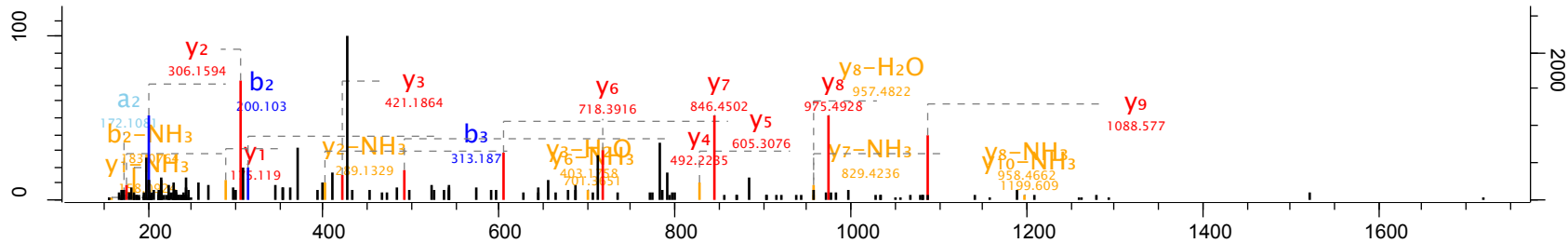
48067

TOF; CID

80.01

644.34

Trim45



Raw file

Scan

Method

Score

m/z

Gene names

20150402_CerP14_Frac07_top_opt_B7_01_1816

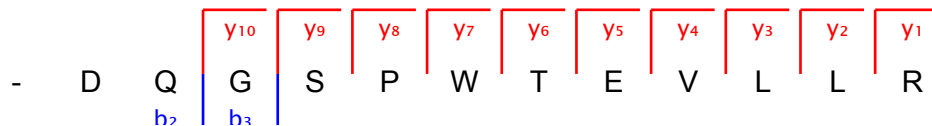
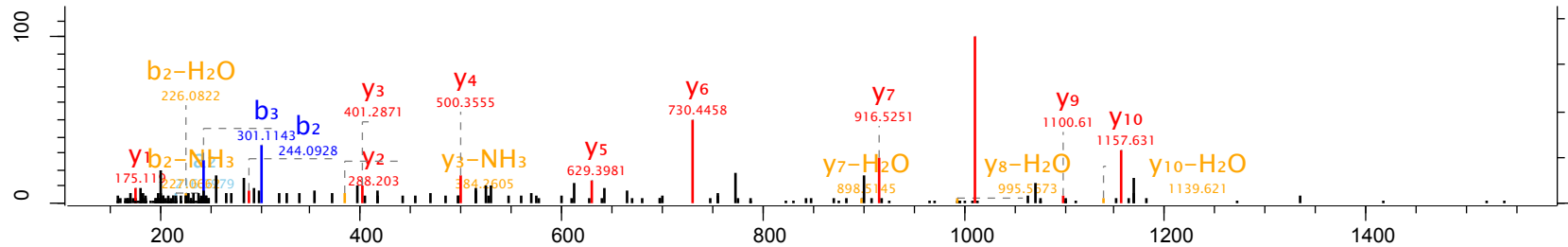
51203

TOF; CID

63.66

700.86

Robo4



Raw file

20150402_CerP14_Frac07_top_opt_B7_01_1816

Scan

55840

Method

TOF; CID

Score

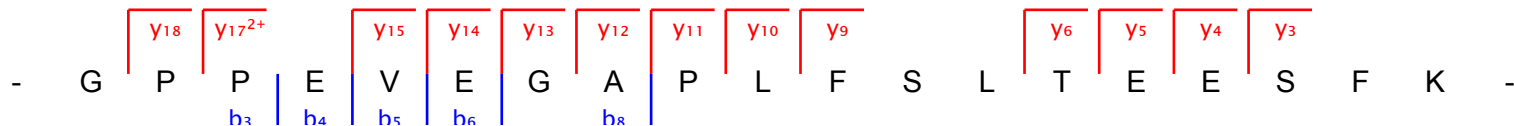
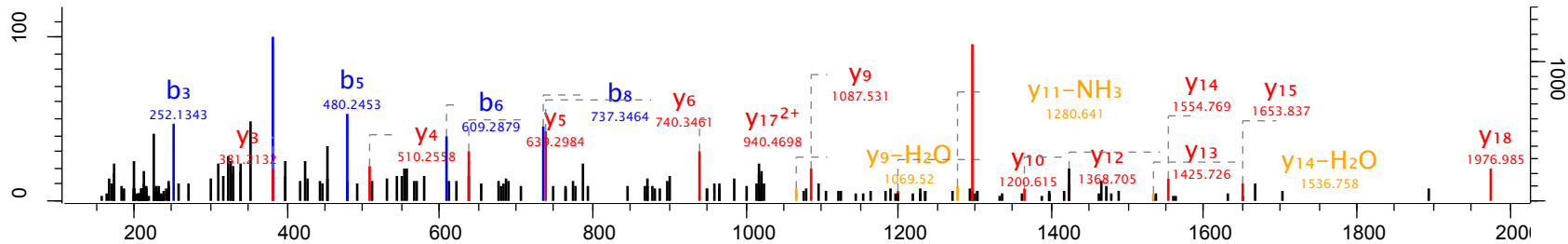
75.53

m/z

1018.01

Gene names

Lrrc55



Raw file

Scan

Method

Score

m/z

Gene names

20150402_CerP14_Frac07_top_opt_B7_01_1816

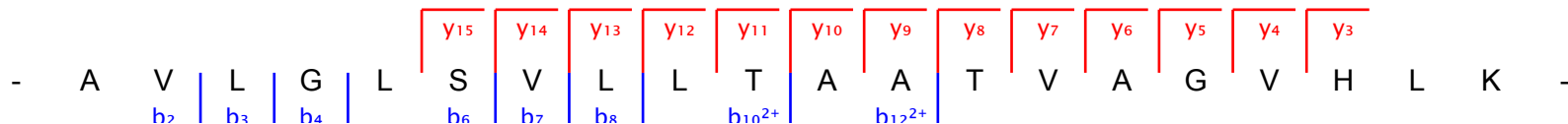
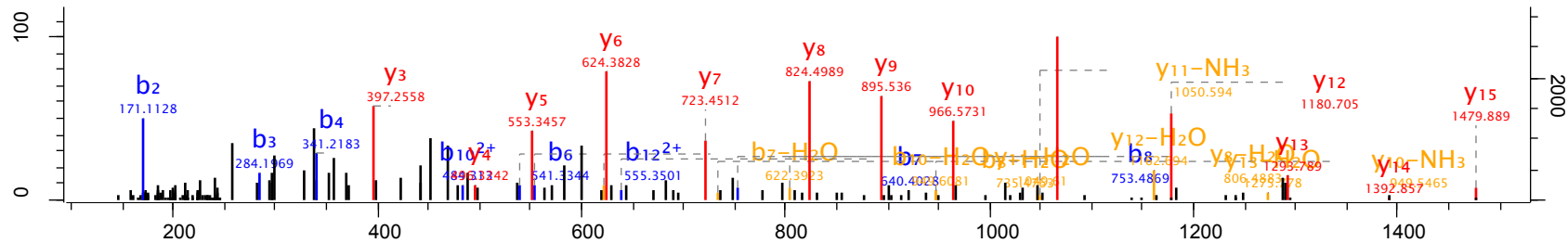
59212

TOF; CID

85.29

645.07

Pet117



Raw file

Scan

Method

Score

m/z

Gene names

20150402_CerP14_Frac08_top_opt_B8_01_1817

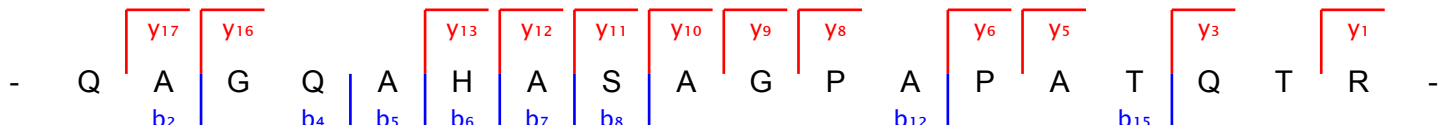
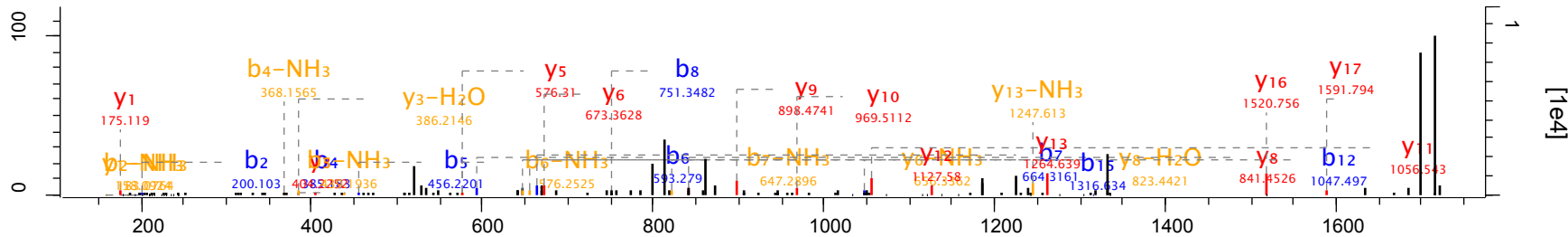
4450

TOF; CID

76.3

860.44

Erdr1;Gm21887



Raw file

Scan

Method

Score

m/z

Gene names

20150402_CerP14_Frac08_top_opt_B8_01_1817

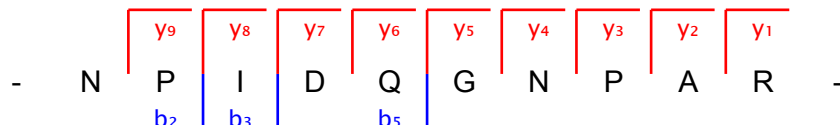
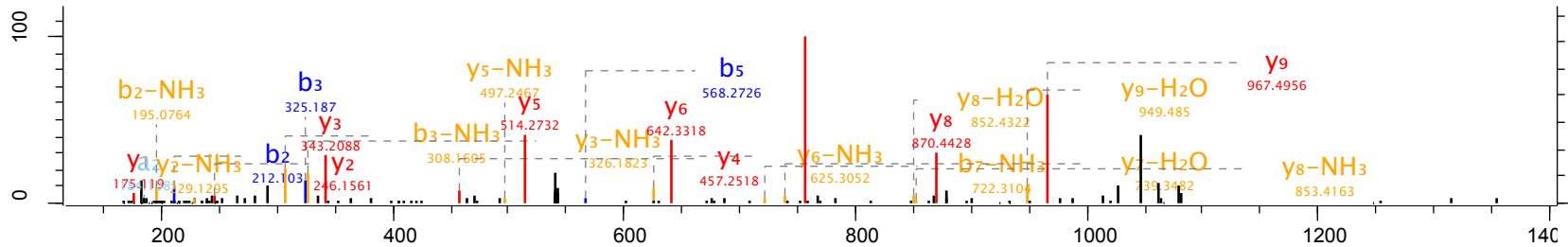
9530

TOF; CID

132.32

541.28

Cnih2



Raw file

20150402_CerP14_Frac08_top_opt_B8_01_1817

Scan

18894

Method

TOF; CID

Score

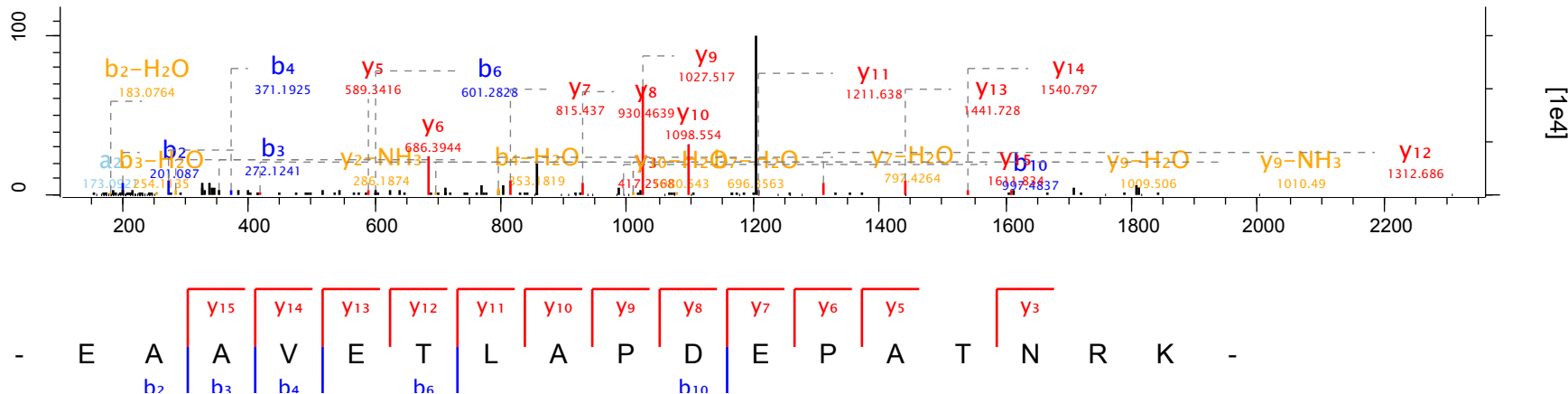
58.63

m/z

604.65

Gene names

Tusc1



Raw file

Scan

Method

Score

m/z

Gene names

20150402_CerP14_Frac08_top_opt_B8_01_1817

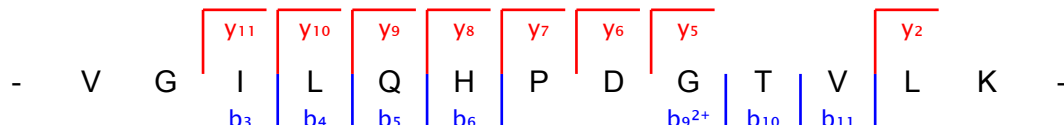
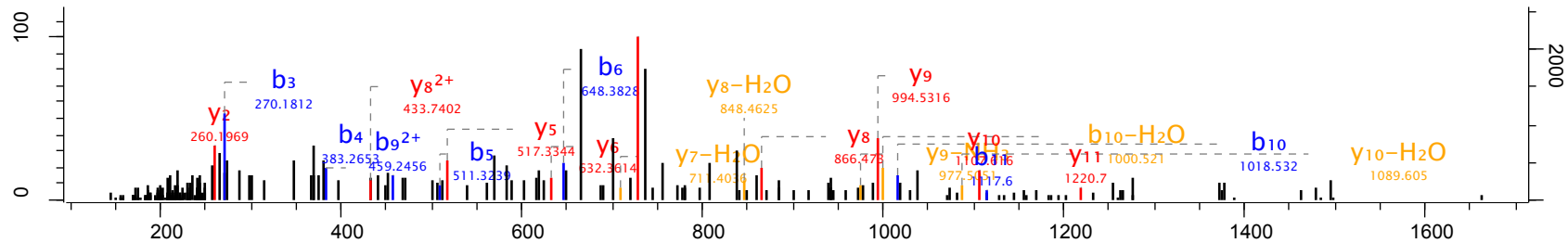
25222

TOF; CID

80.96

688.9

Ipmk



Raw file

Scan

Method

Score

m/z

Gene names

20150402_CerP14_Frac08_top_opt_B8_01_1817

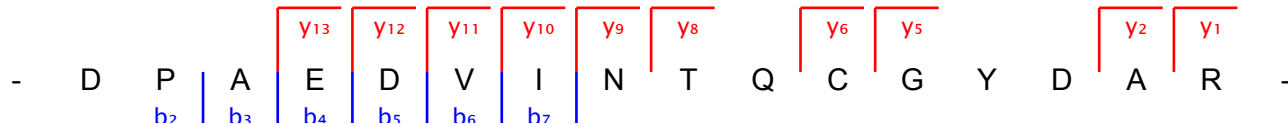
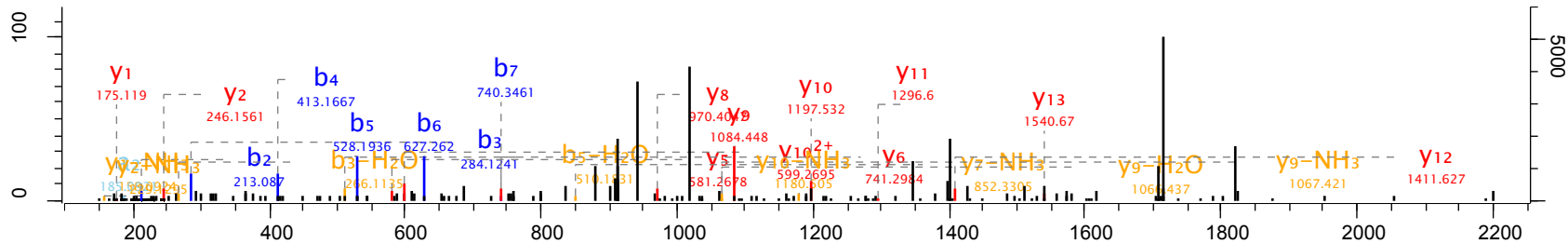
26487

TOF; CID

69.48

912.4

Tspan5



Raw file

Scan

Method

Score

m/z

Gene names

20150402_CerP14_Frac08_top_opt_B8_01_1817

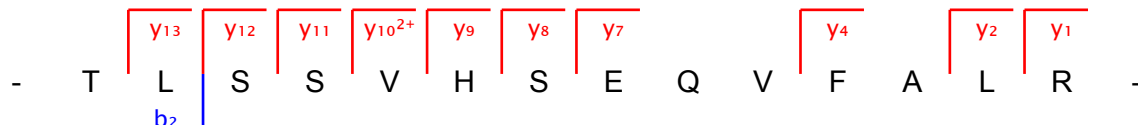
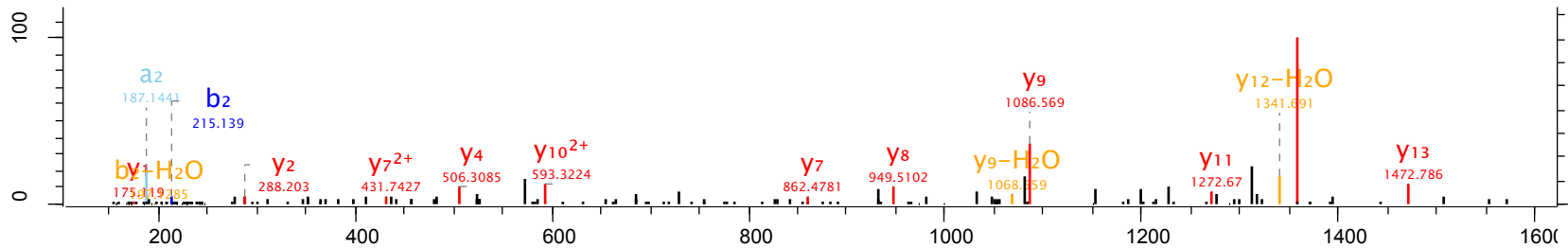
27838

TOF; CID

72.89

525.29

Nr1h3;Nr1h2



Raw file

Scan

Method

Score

m/z

Gene names

20150402_CerP14_Frac08_top_opt_B8_01_1817

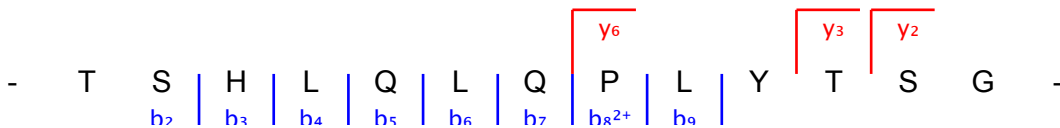
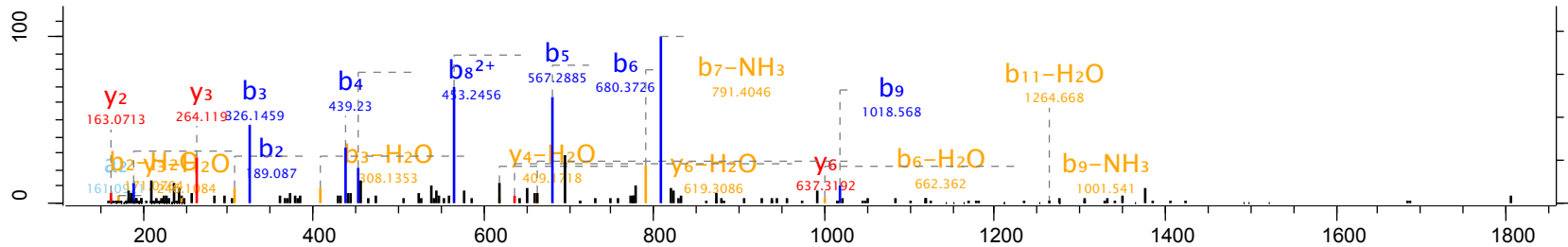
31732

TOF; CID

58.04

722.88

Nkain1



Raw file

Scan

Method

Score

m/z

Gene names

20150402_CerP14_Frac08_top_opt_B8_01_1817

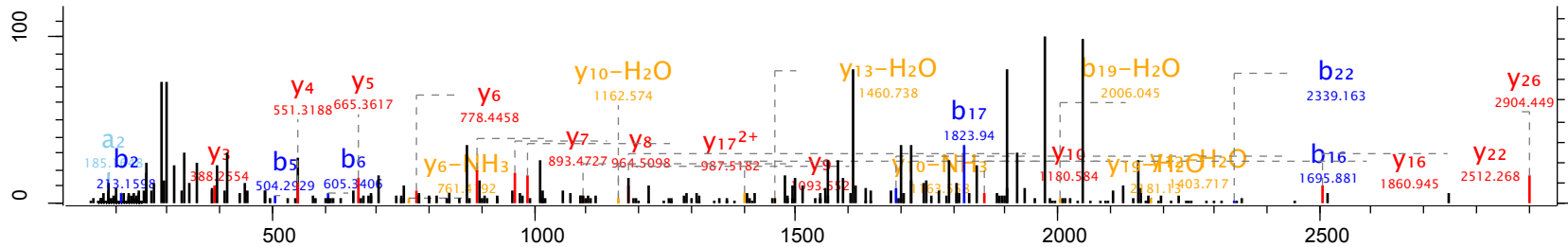
35068

TOF; CID

38.99

780.91

Hyal2



- L V P G H T P S E P Q L R P E G Q L S E A

b₂
b₅
b₆
b₁₆
b₁₇
y₂₆
y₂₂
y₁₇²⁺
y₁₆
y₁₀
y₉
y₈

Raw file

Scan

Method

Score

m/z

Gene names

20150402_CerP14_Frac08_top_opt_B8_01_1817

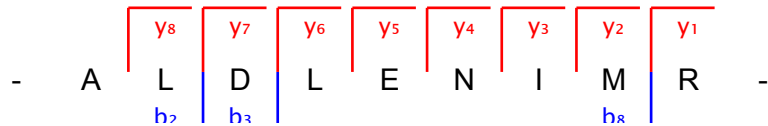
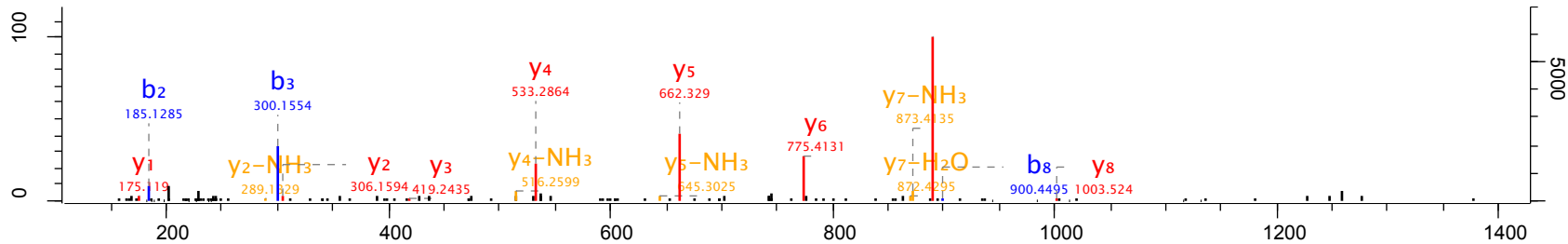
40056

TOF; CID

90.15

537.79

Rnf138



Raw file

Scan

Method

Score

m/z

Gene names

20150402_CerP14_Frac08_top_opt_B8_01_1817

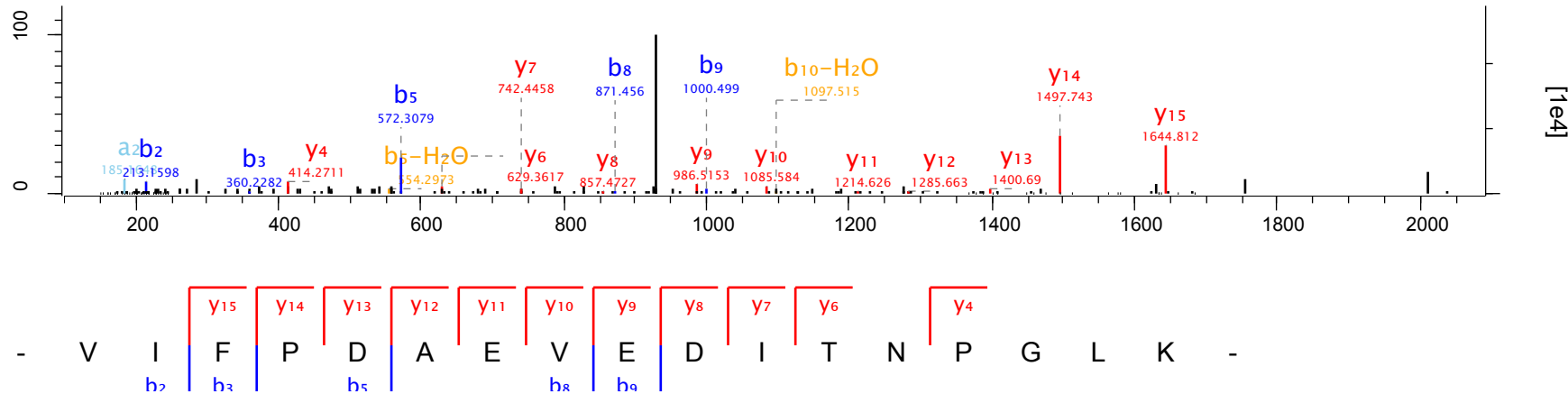
47080

TOF; CID

48.91

929.48

Cdk5rap1



Raw file

Scan

Method

Score

m/z

Gene names

20150402_CerP14_Frac08_top_opt_B8_01_1817

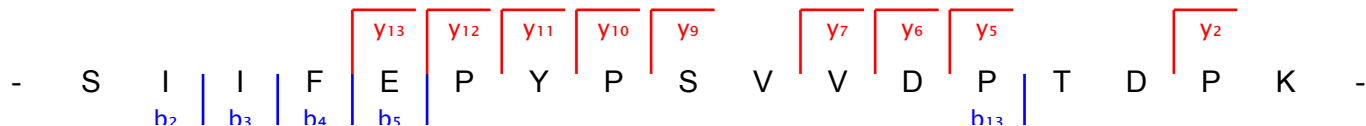
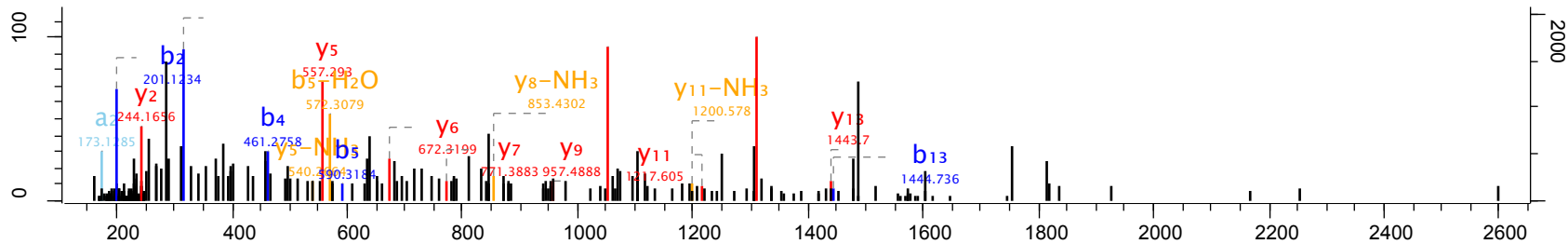
47586

TOF; CID

43.95

953

Parp6



Raw file

Scan

Method

Score

m/z

Gene names

20150402_CerP14_Frac08_top_opt_B8_01_1817

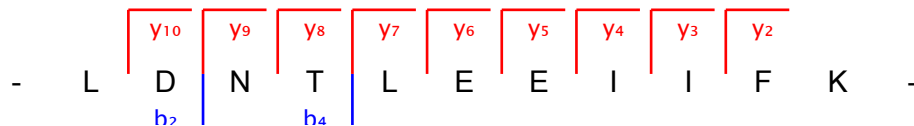
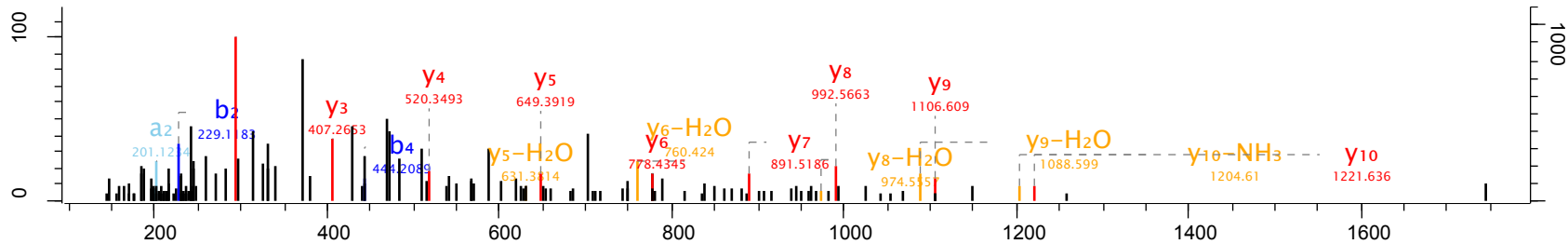
51143

TOF; CID

94.77

667.86

Pcgf5



Raw file

Scan

Method

Score

m/z

Gene names

20150402_CerP14_Frac08_top_opt_B8_01_1817

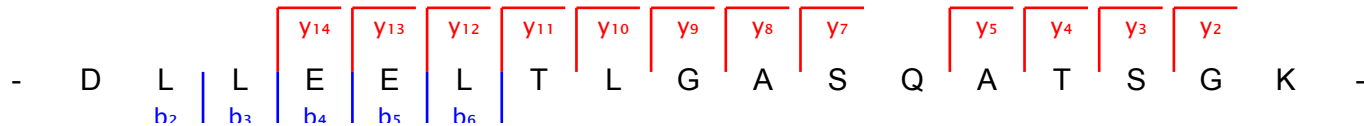
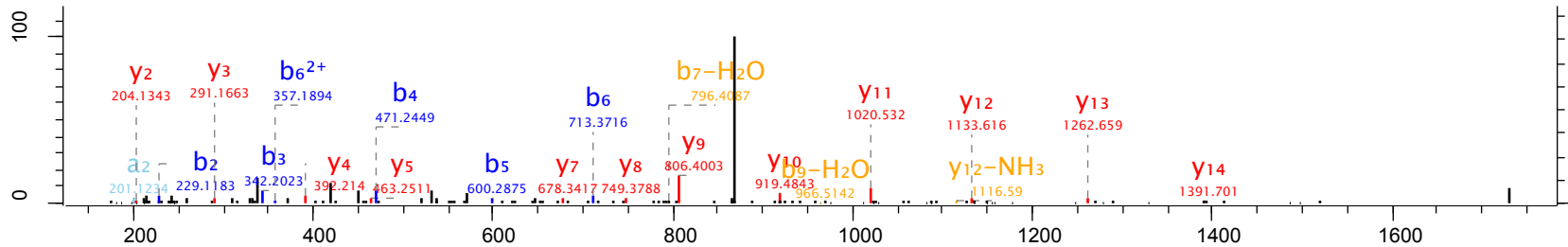
54686

TOF; CID

68.41

866.96

Azin2



Raw file

20150402_CerP14_Frac09_top_opt_B9_01_1818

Scan

8514

Method

TOF; CID

Score

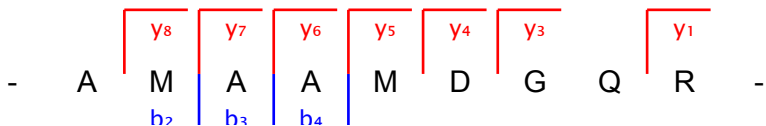
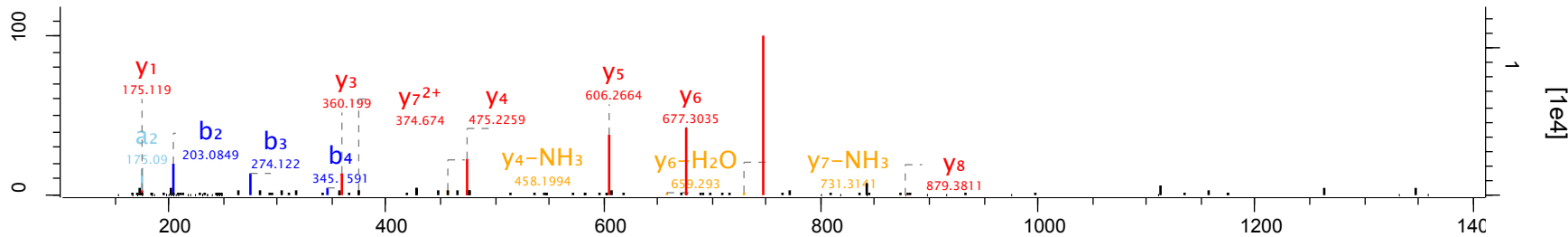
78.26

m/z

475.71

Gene names

Gm7367;Ubald2



Raw file

Scan

Method

Score

m/z

Gene names

20150402_CerP14_Frac09_top_opt_B9_01_1818

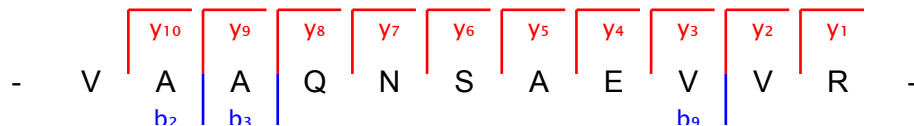
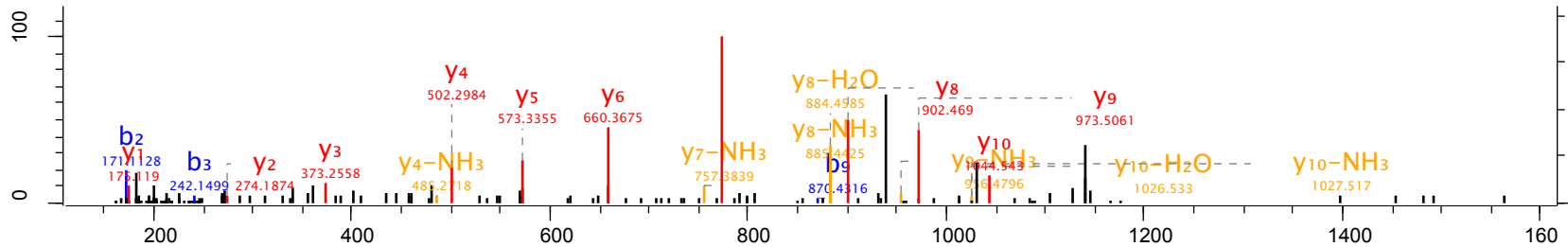
9939

TOF; CID

83.18

572.31

Stc1



Raw file

Scan

Method

Score

m/z

Gene names

20150402_CerP14_Frac09_top_opt_B9_01_1818

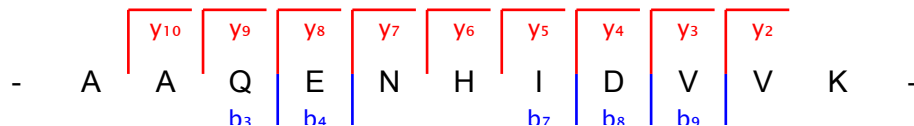
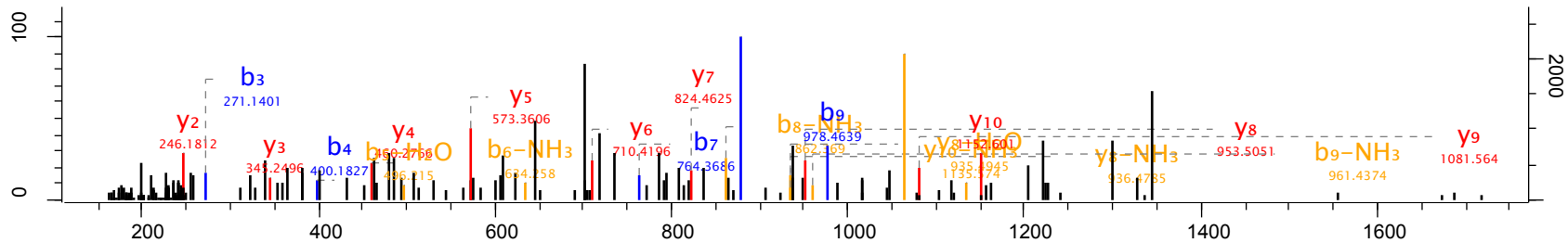
9971

TOF; CID

66.99

612.83

Ank2



Raw file

Scan

Method

Score

m/z

Gene names

20150402_CerP14_Frac09_top_opt_B9_01_1818

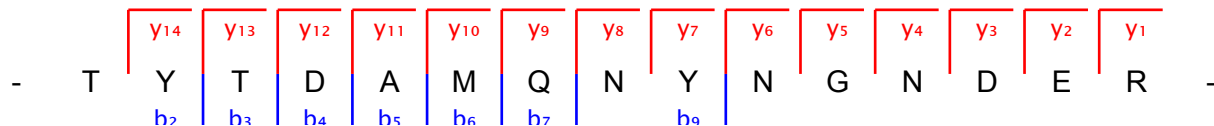
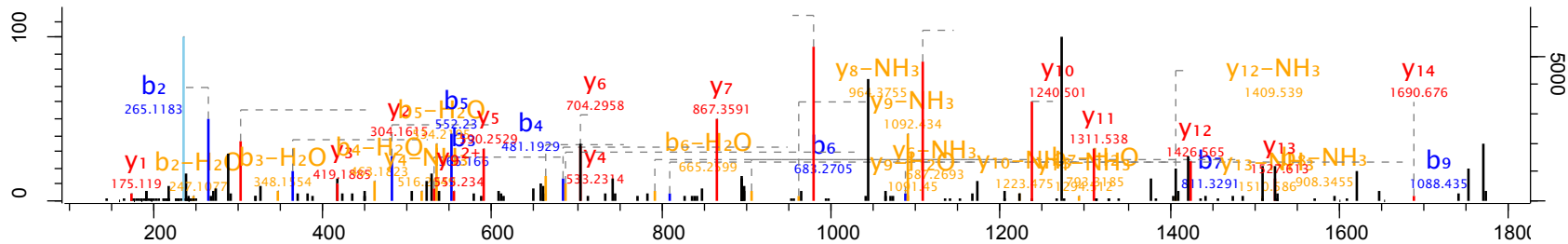
18229

TOF; CID

196.8

896.37

Tspan7



Raw file

20150402_CerP14_Frac09_top_opt_B9_01_1818

Scan

21728

Method

TOF; CID

Score

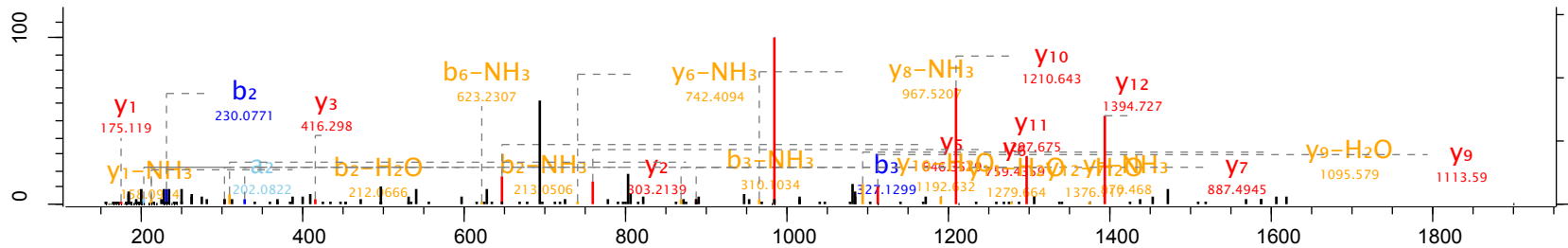
67.1

m/z

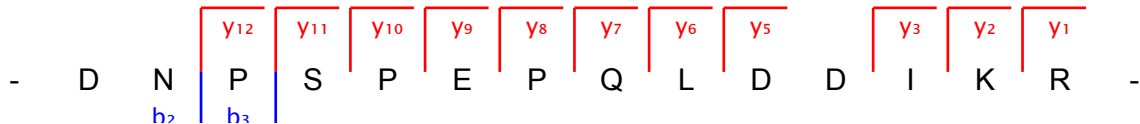
542.27

Gene names

Eaf1



[1e4]



Raw file

Scan

Method

Score

m/z

Gene names

20150402_CerP14_Frac09_top_opt_B9_01_1818

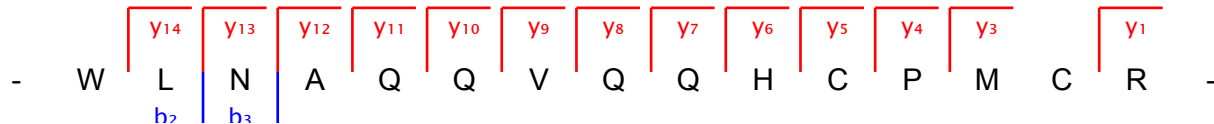
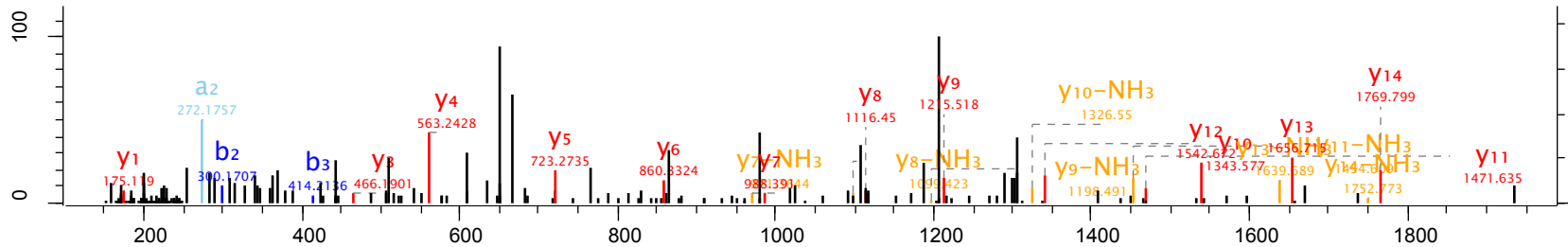
23236

TOF; CID

93.35

652.63

Anapc11



Raw file

20150402_CerP14_Frac09_top_opt_B9_01_1818

Scan

25089

Method

TOF; CID

Score

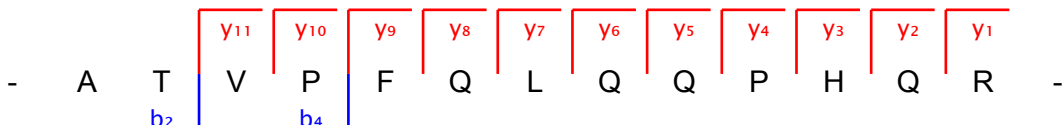
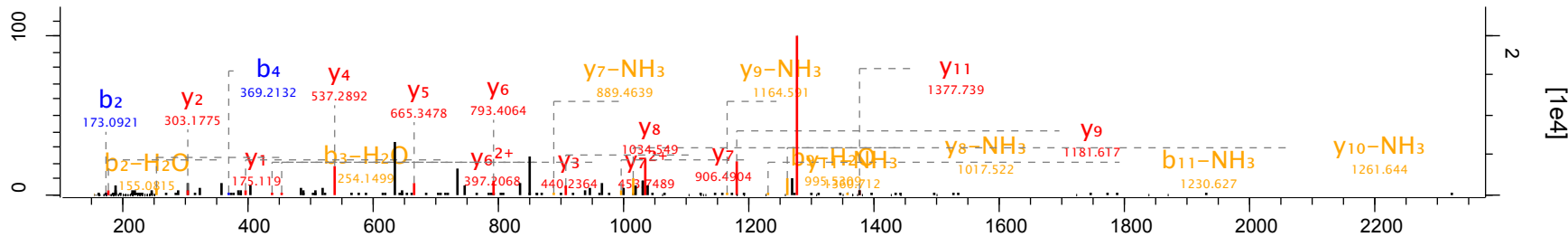
82.5

m/z

517.62

Gene names

Fam117a



Raw file

Scan

Method

Score

m/z

Gene names

20150402_CerP14_Frac09_top_opt_B9_01_1818

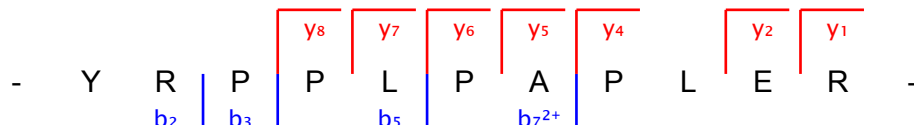
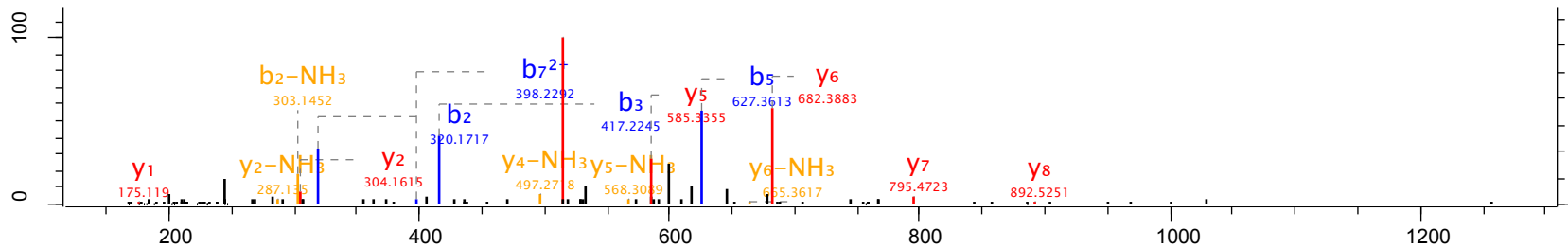
28802

TOF; CID

55.26

437.25

March11



Raw file

Scan

Method

Score

m/z

Gene names

20150402_CerP14_Frac09_top_opt_B9_01_1818

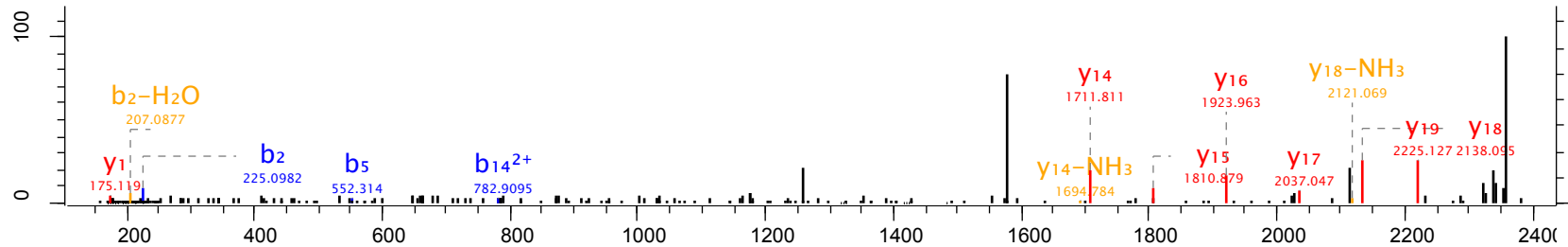
33571

TOF; CID

34.17

788.4

Ptpn14



Raw file

20150402_CerP14_Frac09_top_opt_B9_01_1818

Scan

34121

Method

TOF; CID

Score

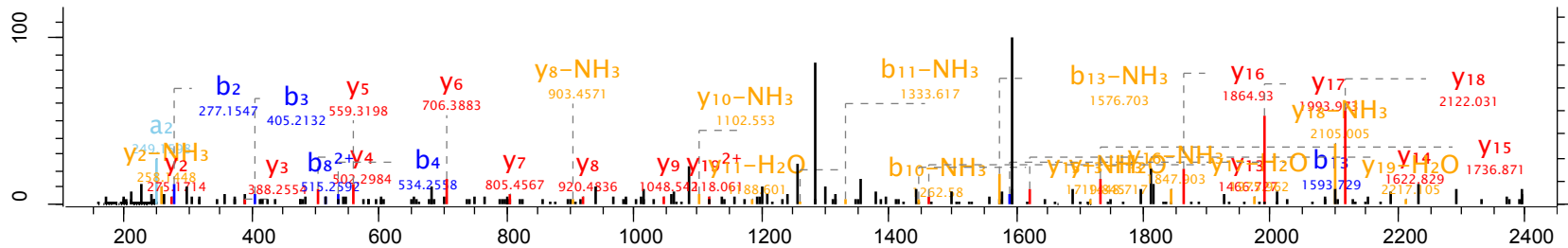
106.57

m/z

800.07

Gene names

Psmc3ip



Raw file

Scan

Method

Score

m/z

Gene names

20150402_CerP14_Frac09_top_opt_B9_01_1818

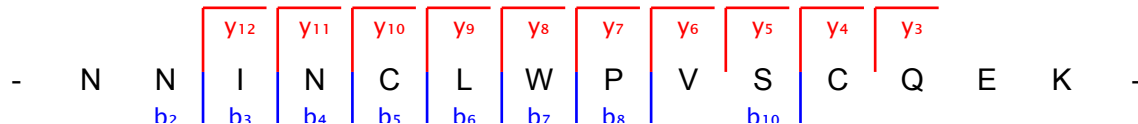
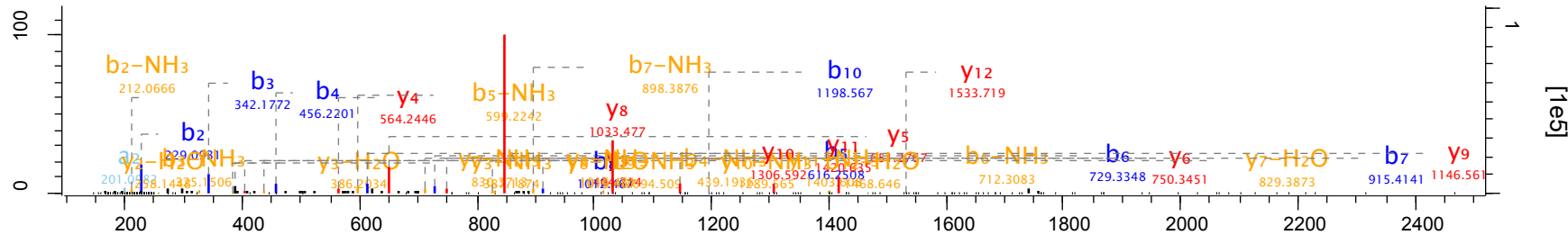
36905

TOF; CID

202.13

881.41

Ly6e



Raw file

Scan

Method

Score

m/z

Gene names

20150402_CerP14_Frac09_top_opt_B9_01_1818

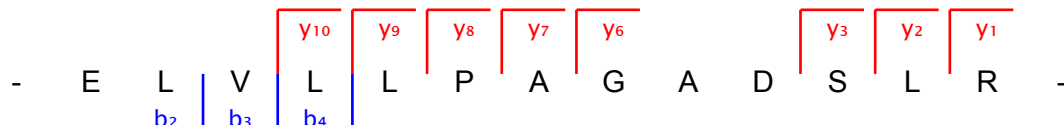
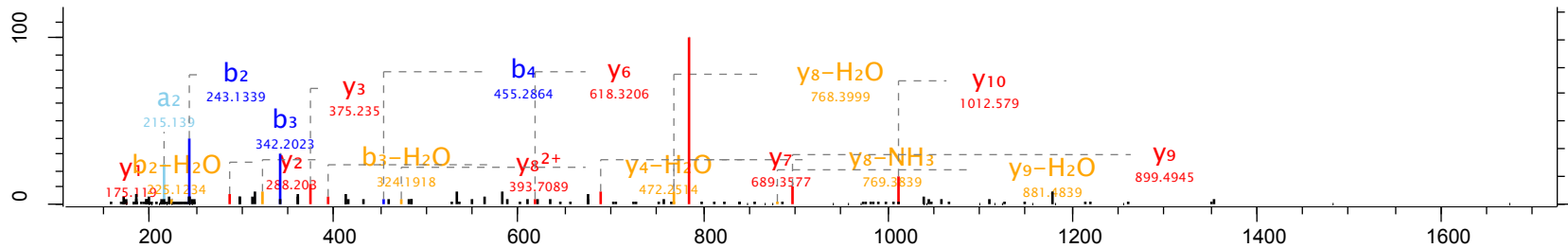
45322

TOF; CID

76.07

677.39

Enkd1



Raw file

Scan

Method

Score

m/z

Gene names

20150402_CerP14_Frac09_top_opt_B9_01_1818

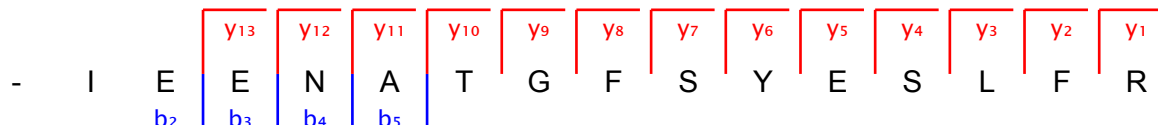
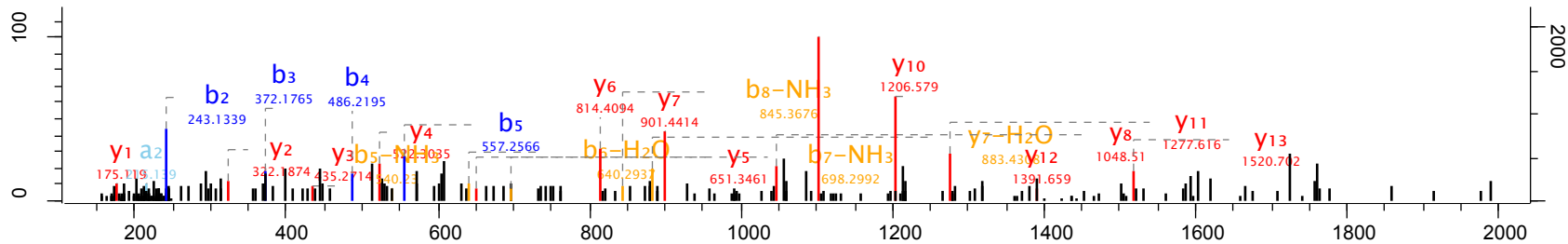
47424

TOF; CID

64.54

882.43

Mitd1



Raw file

Scan

Method

Score

m/z

Gene names

20150402_CerP14_Frac09_top_opt_B9_01_1818

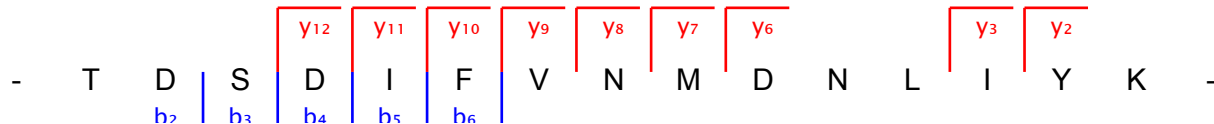
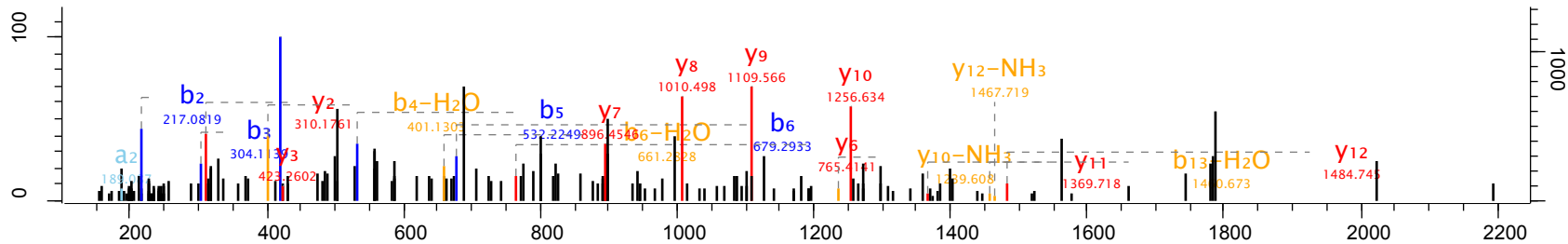
54122

TOF; CID

64.52

894.44

B3galt1



Raw file

Scan

Method

Score

m/z

Gene names

20150402_CerP14_Frac09_top_opt_B9_01_1818

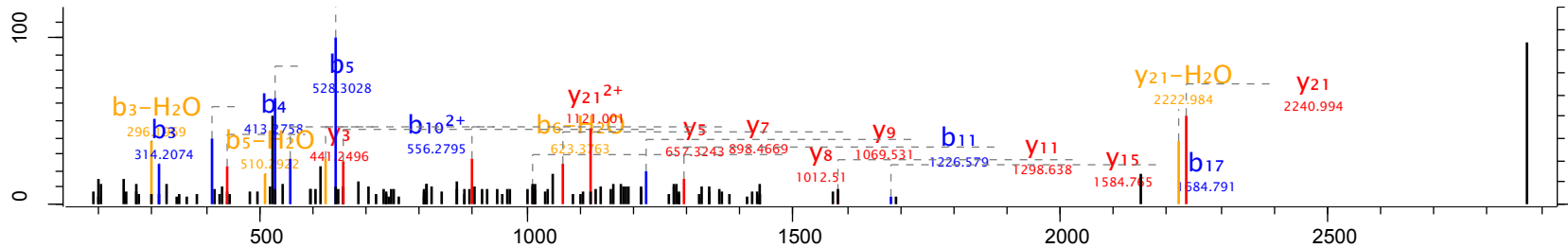
56138

TOF; CID

59.91

1441.7

Lysmd4



Raw file

20150402_CerP14_Frac09_top_opt_B9_01_1818

Scan

57539

Method

TOF; CID

Score

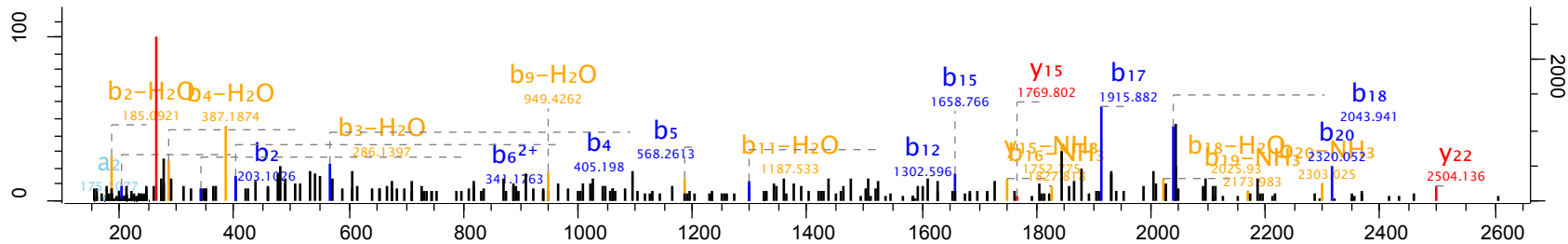
38.36

m/z

1024.81

Gene names

Dos



Raw file

Scan

Method

Score

m/z

Gene names

20150402_CerP14_Frac09_top_opt_B9_01_1818

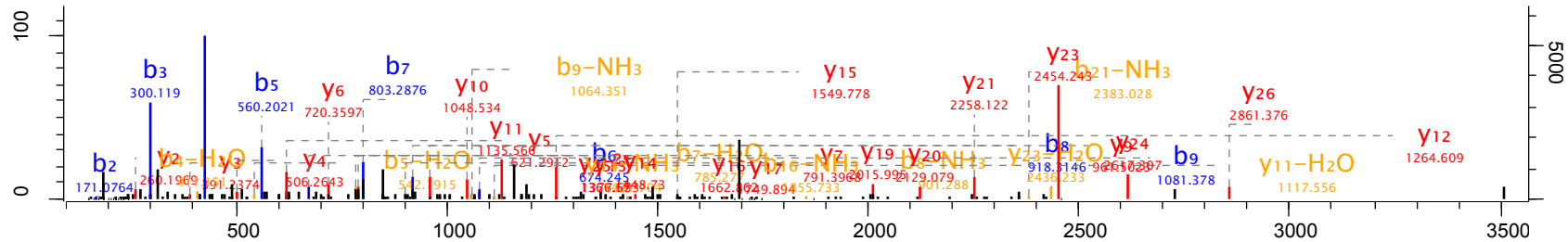
58690

TOF; CID

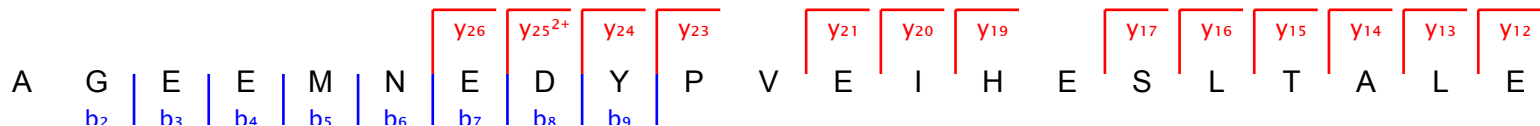
85.61

1179.55

C1d



ac



Raw file

20150402_CerP14_Frac10_top_opt_B10_01_1819

Scan

7388

Method

TOF; CID

Score

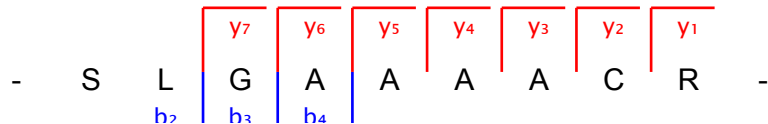
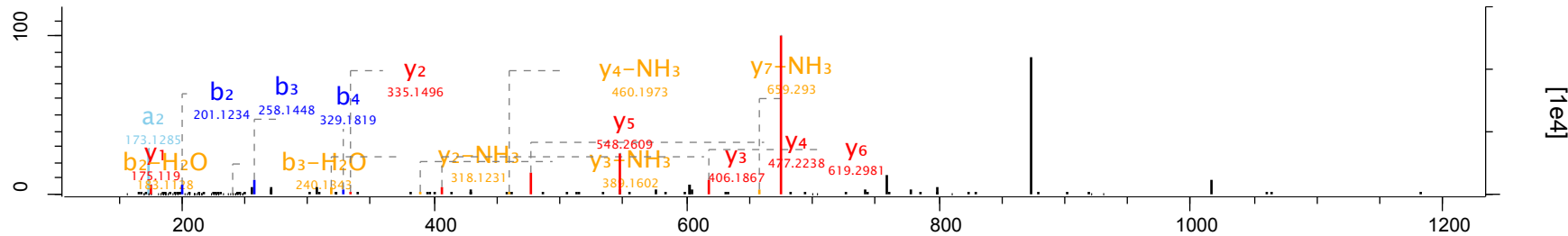
88.82

m/z

438.72

Gene names

Slc39a13



Raw file

Scan

Method

Score

m/z

Gene names

20150402_CerP14_Frac10_top_opt_B10_01_1819

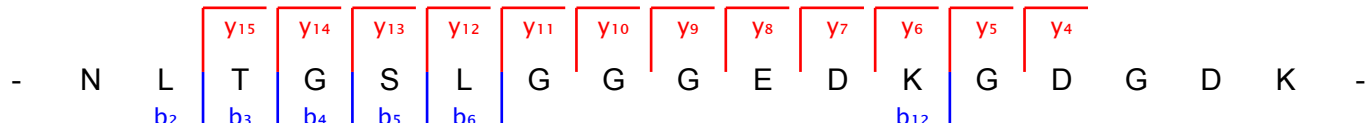
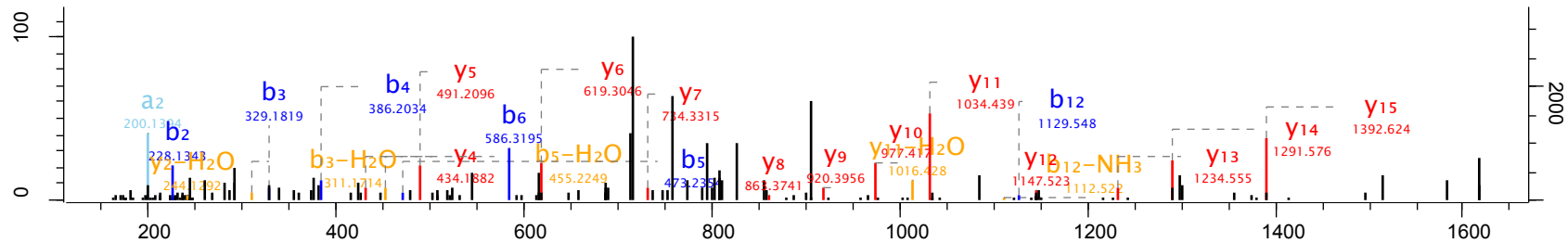
11482

TOF; CID

71.38

810.89

Cplx3



Raw file

20150402_CerP14_Frac10_top_opt_B10_01_1819

Scan

12662

Method

TOF; CID

Score

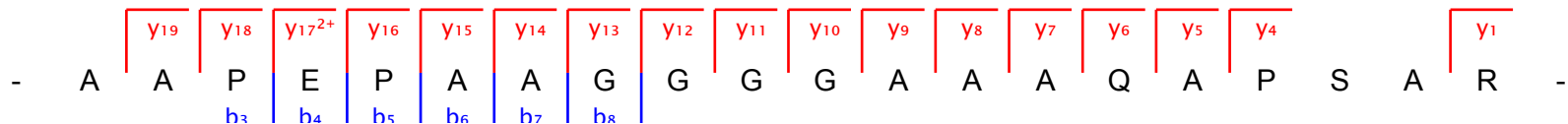
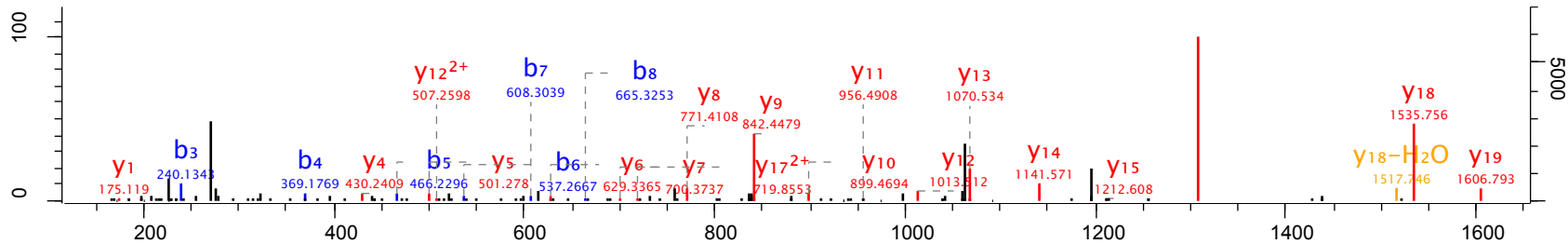
69.09

m/z

839.42

Gene names

Crls1



Raw file

Scan

Method

Score

m/z

Gene names

20150402_CerP14_Frac10_top_opt_B10_01_1819

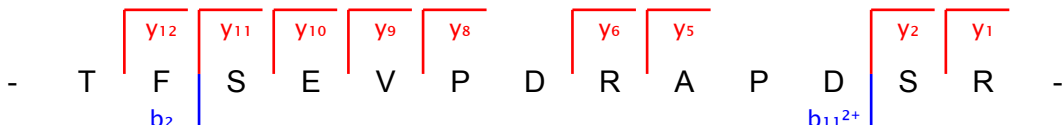
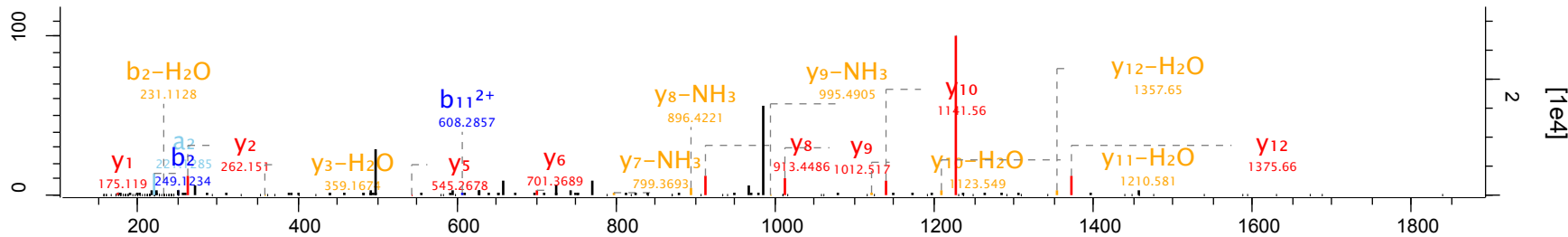
16298

TOF; CID

57.43

492.91

Tmem119



Raw file

Scan

Method

Score

m/z

Gene names

20150402_CerP14_Frac10_top_opt_B10_01_1819

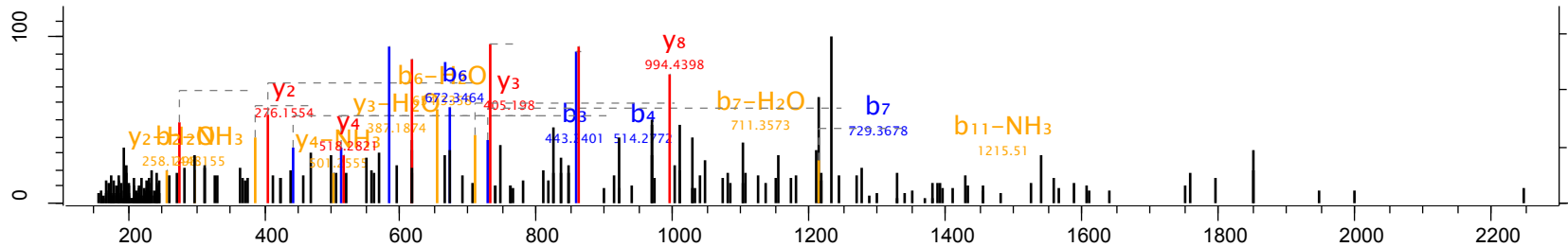
21178

TOF; CID

70.41

617.96

Lyrm1



- K W Q | A | A | S | G | Q | M | E | D | T | I | E | E | K -
 h₃ | h₄ | h₅ | h₆ | h₇ | h₈

Raw file

Scan

Method

Score

m/z

Gene names

20150402_CerP14_Frac10_top_opt_B10_01_1819

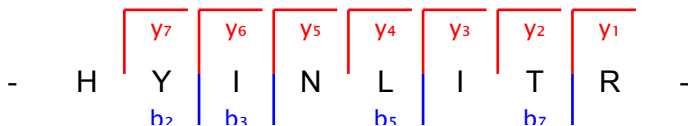
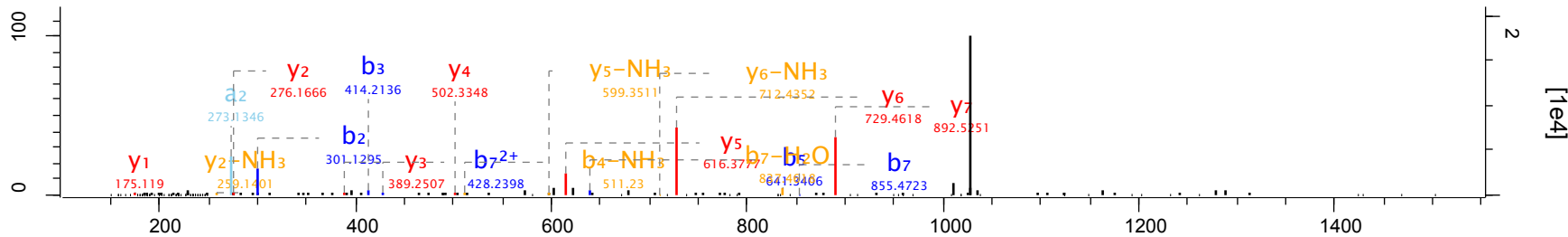
21983

TOF; CID

96.67

515.3

Npy



Raw file

20150402_CerP14_Frac10_top_opt_B10_01_1819

Scan

23321

Method

TOF; CID

Score

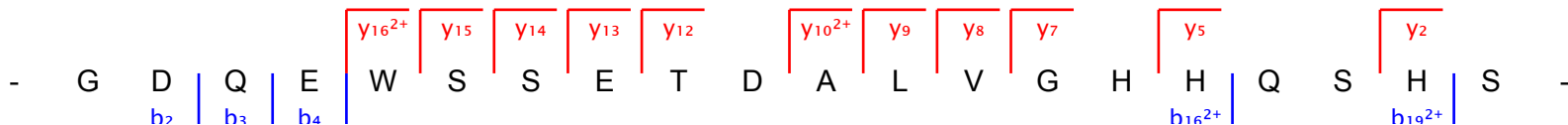
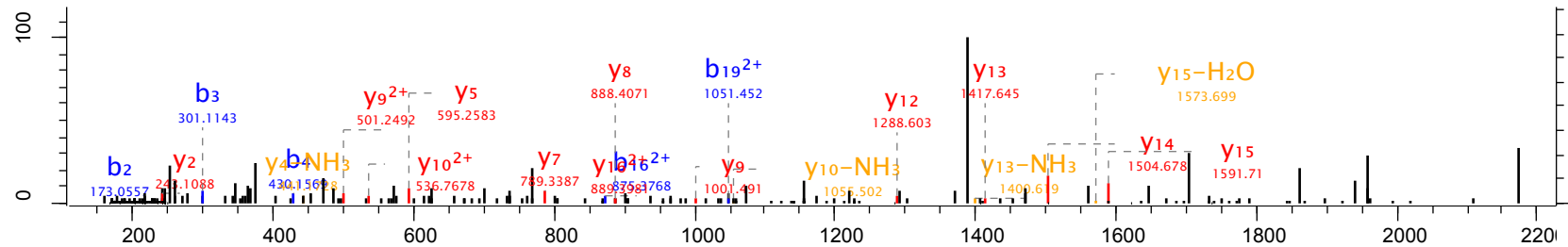
44.74

m/z

736.32

Gene names

Tmem179b



Raw file

20150402_CerP14_Frac10_top_opt_B10_01_1819

Scan

24243

Method

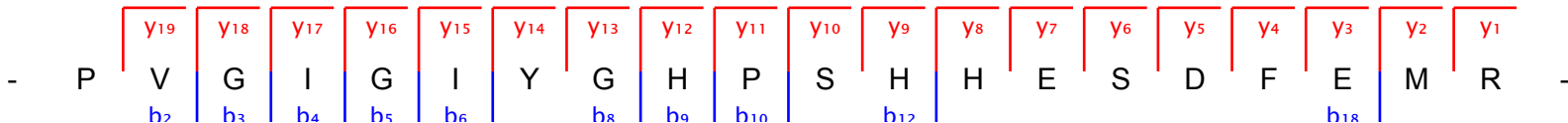
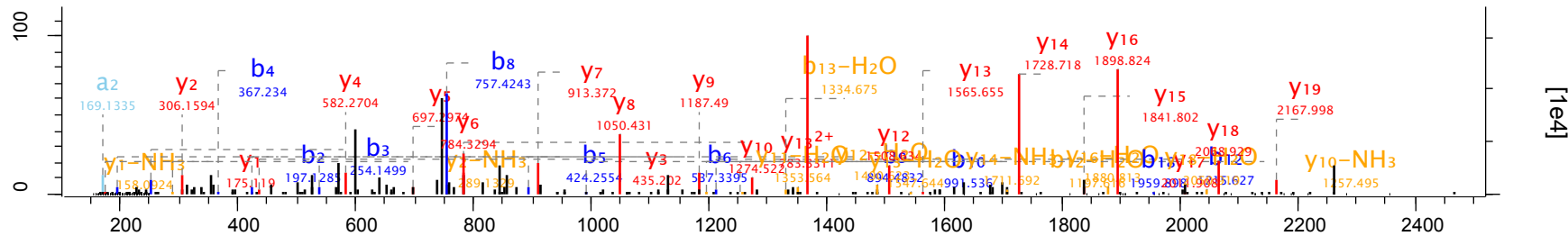
TOF; CID

Score

147.64

m/z

567.27



Raw file

Scan

Method

Score

m/z

Gene names

20150402_CerP14_Frac10_top_opt_B10_01_1819

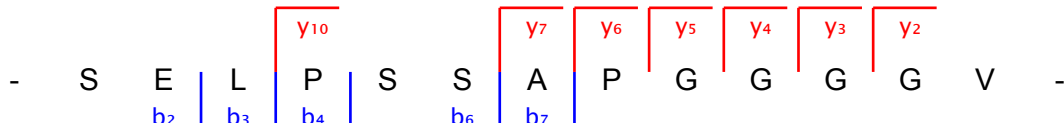
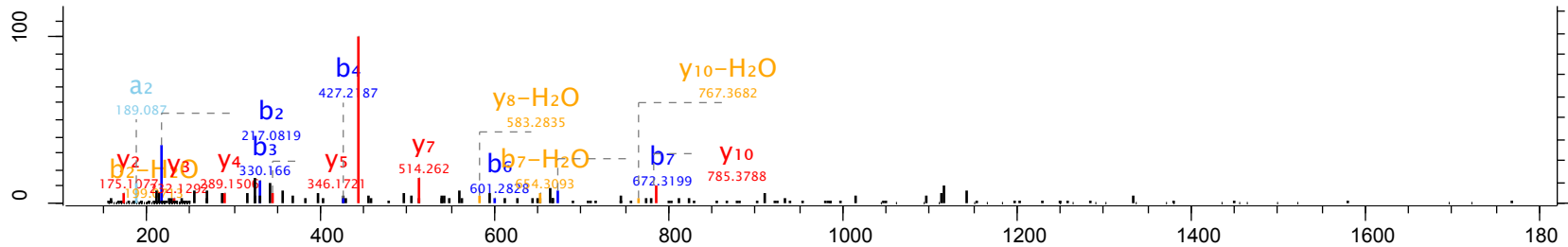
24288

TOF; CID

56.94

557.78

Fxyd7



Raw file

Scan

Method

Score

m/z

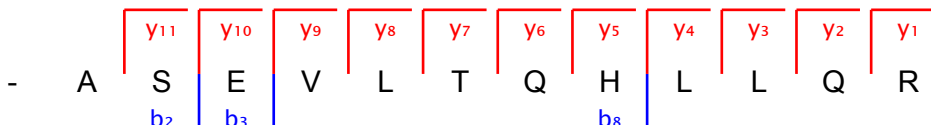
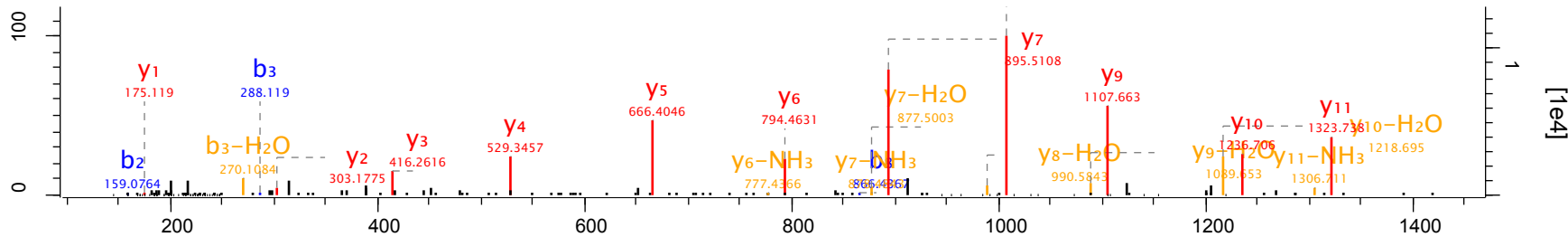
20150402_CerP14_Frac10_top_opt_B10_01_1819

25434

TOF; CID

96.74

465.6



Raw file

Scan

Method

Score

m/z

Gene names

20150402_CerP14_Frac10_top_opt_B10_01_1819

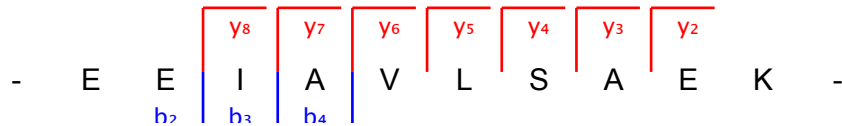
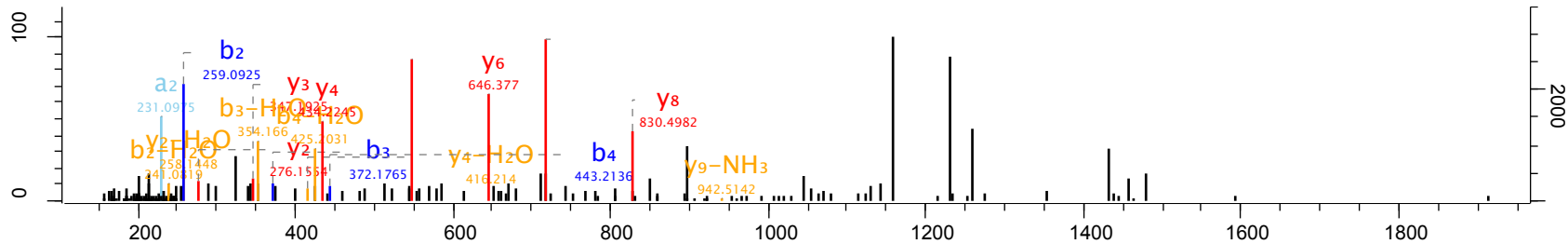
25573

TOF; CID

79.2

544.8

Spata18



Raw file

Scan

Method

Score

m/z

Gene names

20150402_CerP14_Frac10_top_opt_B10_01_1819

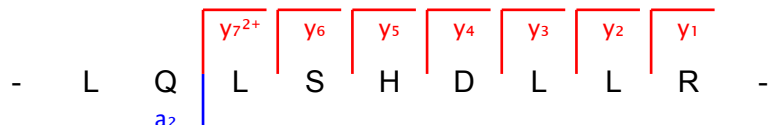
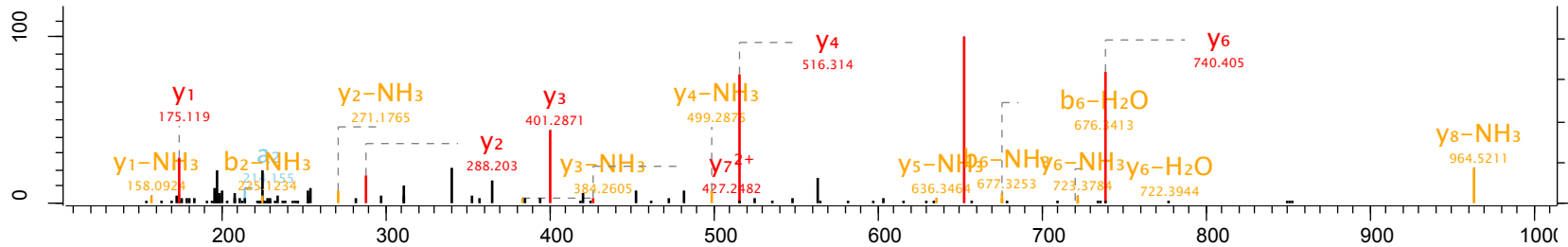
26413

TOF; CID

67.9

365.55

Nmb



Raw file

Scan

Method

Score

m/z

Gene names

20150402_CerP14_Frac10_top_opt_B10_01_1819

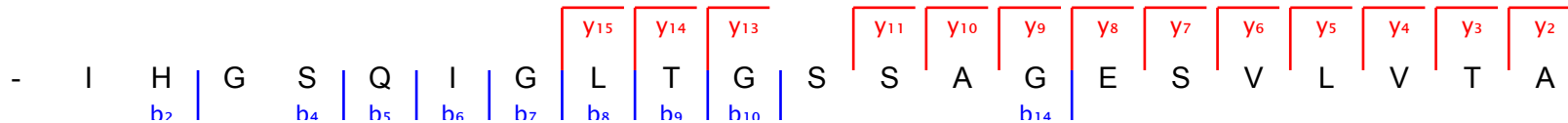
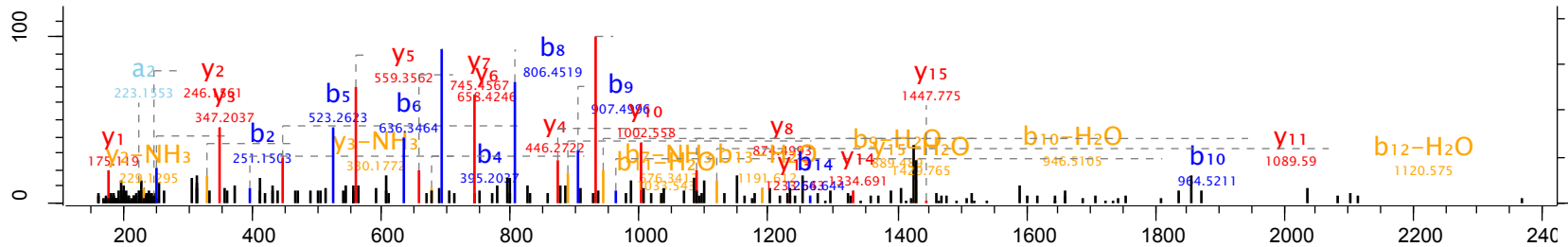
31012

TOF; CID

82.18

714.39

Tmem219



Raw file

Scan

Method

Score

m/z

Gene names

20150402_CerP14_Frac10_top_opt_B10_01_1819

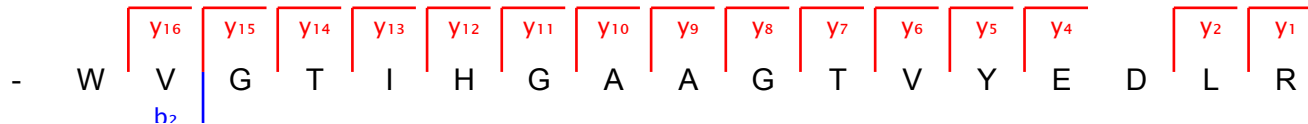
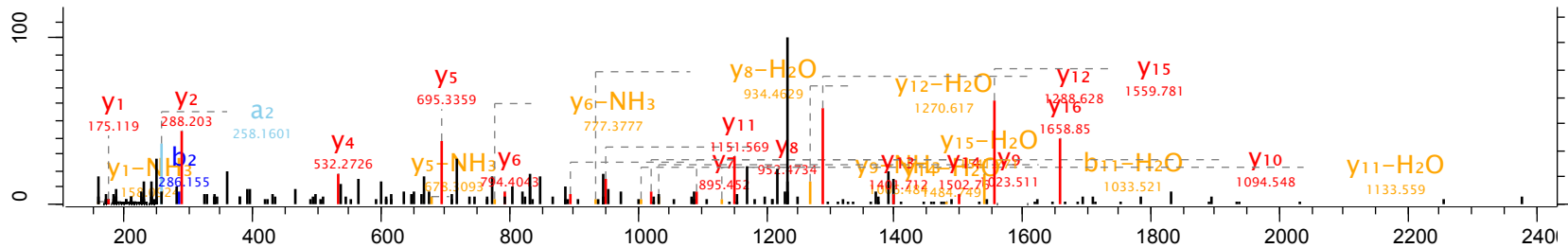
34350

TOF; CID

69.93

615.98

Ube2c



Raw file

20150402_CerP14_Frac10_top_opt_B10_01_1819

Scan

36103

Method

TOF; CID

Score

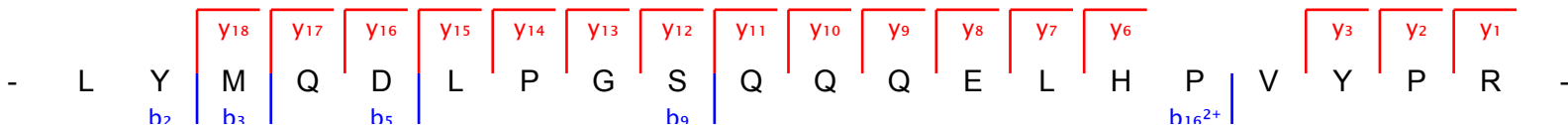
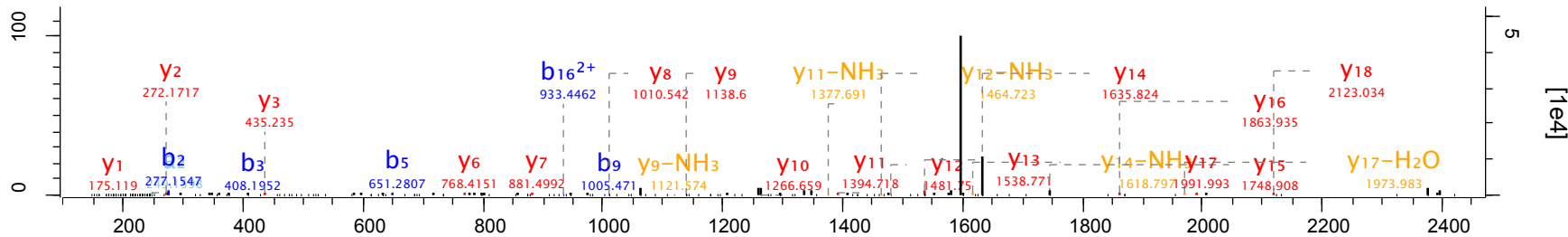
86.75

m/z

800.74

Gene names

Mbd5



Raw file

Scan

Method

Score

m/z

Gene names

20150402_CerP14_Frac10_top_opt_B10_01_1819

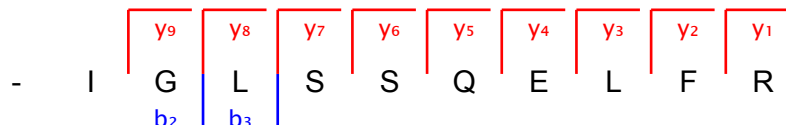
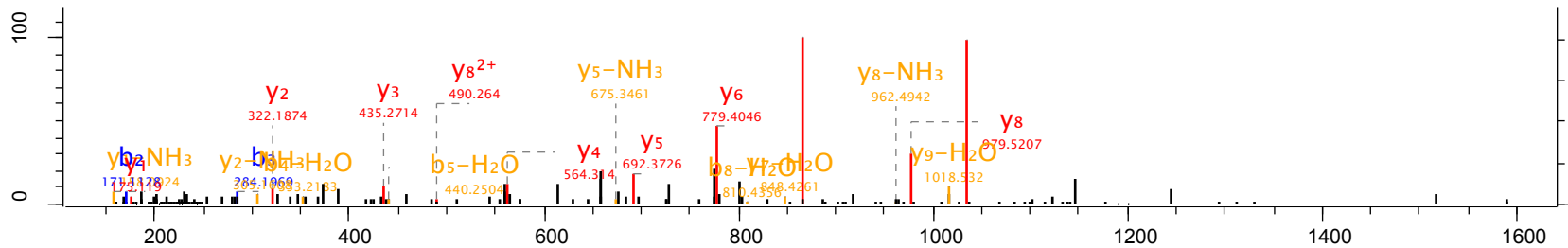
36418

TOF; CID

76.85

575.32

Btg1



Raw file

Scan

Method

Score

m/z

Gene names

20150402_CerP14_Frac10_top_opt_B10_01_1819

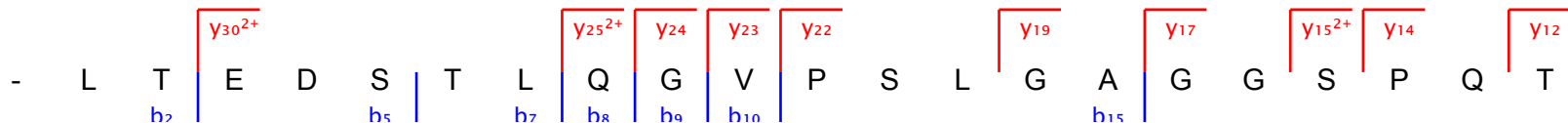
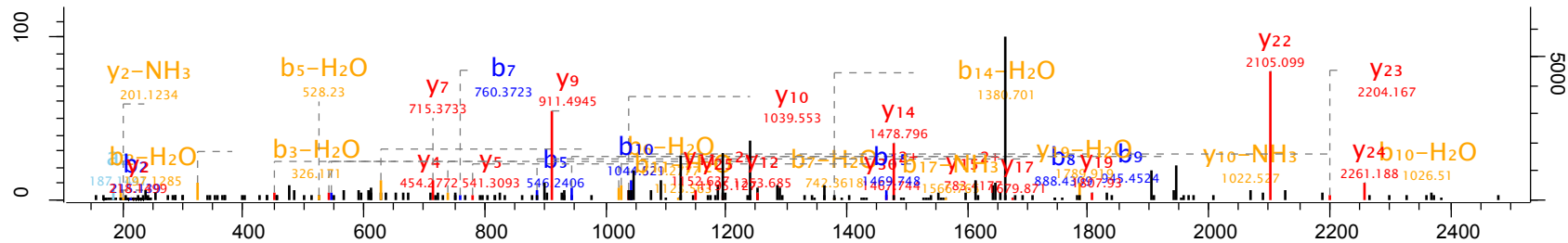
37127

TOF; CID

46.43

1050.55

Cipc



Raw file

Scan

Method

Score

m/z

Gene names

20150402_CerP14_Frac10_top_opt_B10_01_1819

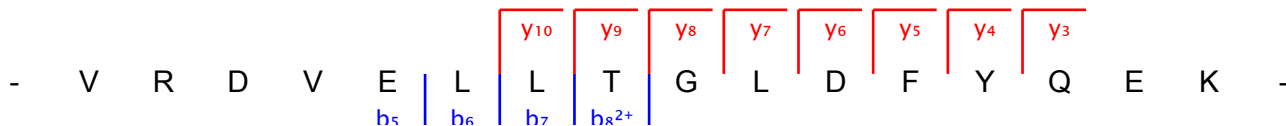
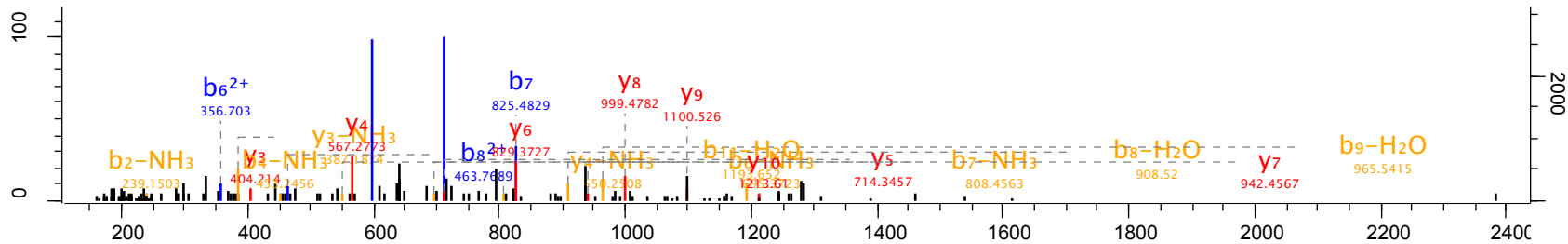
45842

TOF; CID

45.62

642.34

Enpp3



Raw file

Scan

Method

Score

m/z

Gene names

20150402_CerP14_Frac10_top_opt_B10_01_1819

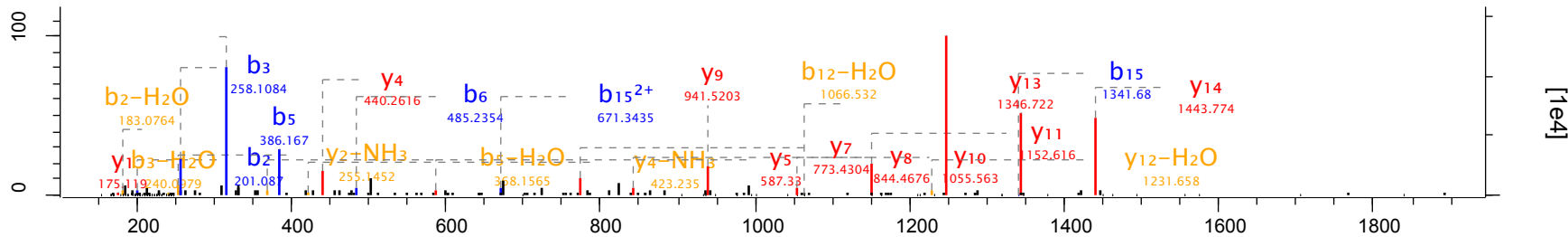
45921

TOF; CID

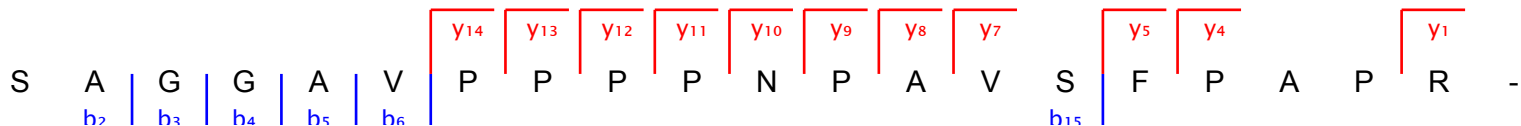
62

644

Mal2



ac



Raw file

Scan

Method

Score

m/z

Gene names

20150402_CerP14_Frac10_top_opt_B10_01_1819

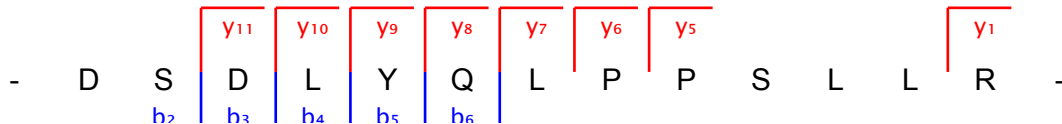
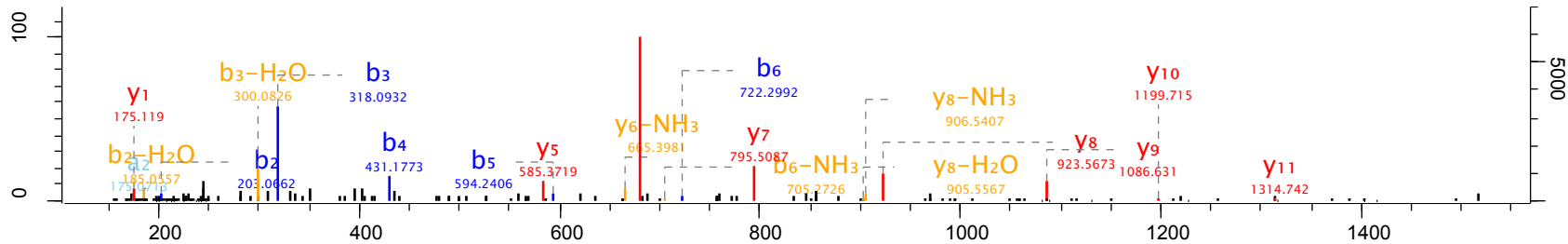
49297

TOF; CID

94.69

758.9

Tac3



Raw file

Scan

Method

Score

m/z

Gene names

20150402_CerP14_Frac10_top_opt_B10_01_1819

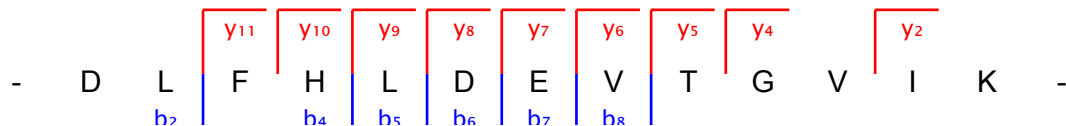
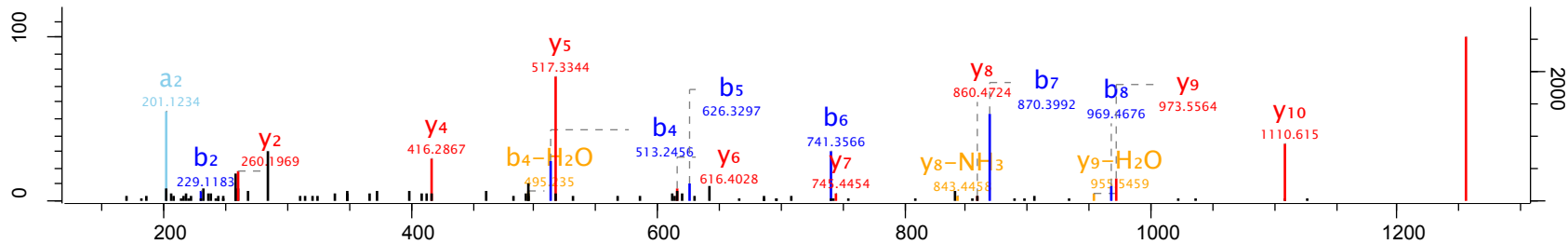
50354

TOF; CID

98.94

495.94

Pcdh20



Raw file

Scan

Method

Score

m/z

Gene names

20150402_CerP14_Frac10_top_opt_B10_01_1819

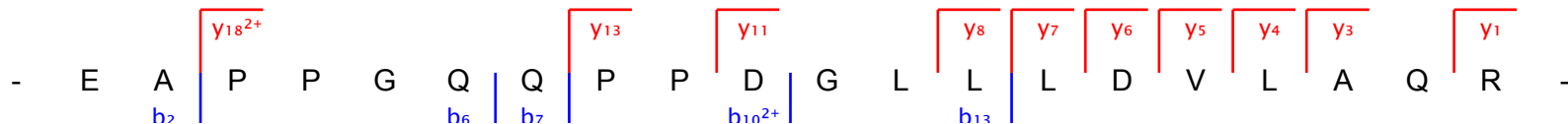
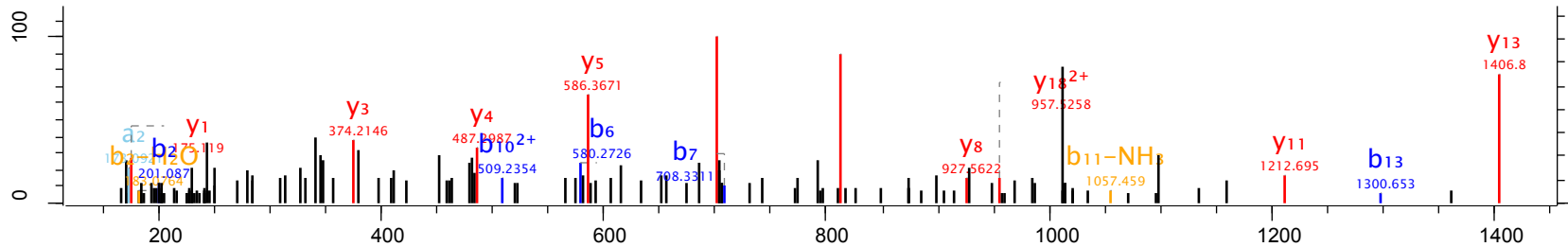
56819

TOF; CID

34.15

705.72

Rnf217



Raw file

Scan

Method

Score

m/z

Gene names

20150402_CerP14_Frac10_top_opt_B10_01_1819

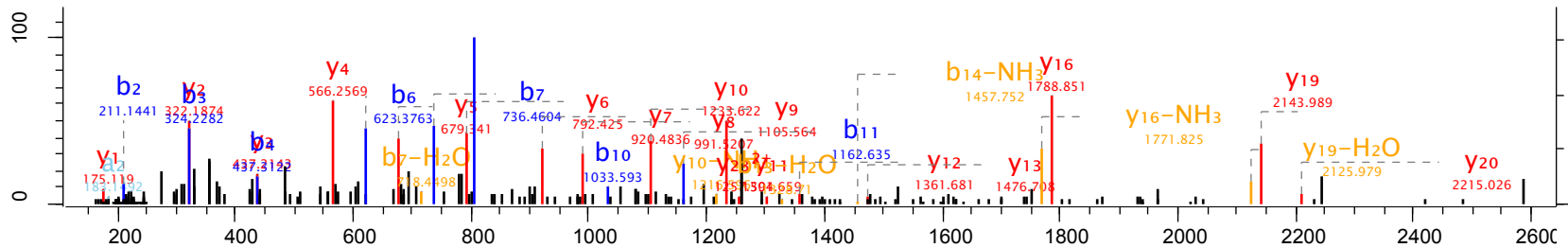
56865

TOF; CID

102.21

984.5

Fads3



Raw file

20150402_CerP14_Frac11_top_opt_B11_01_1820

Scan

Method

Score

m/z

Gene names

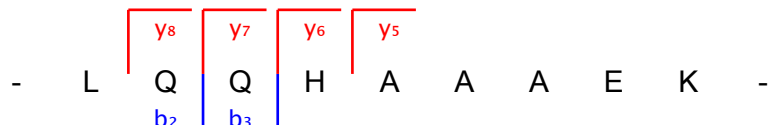
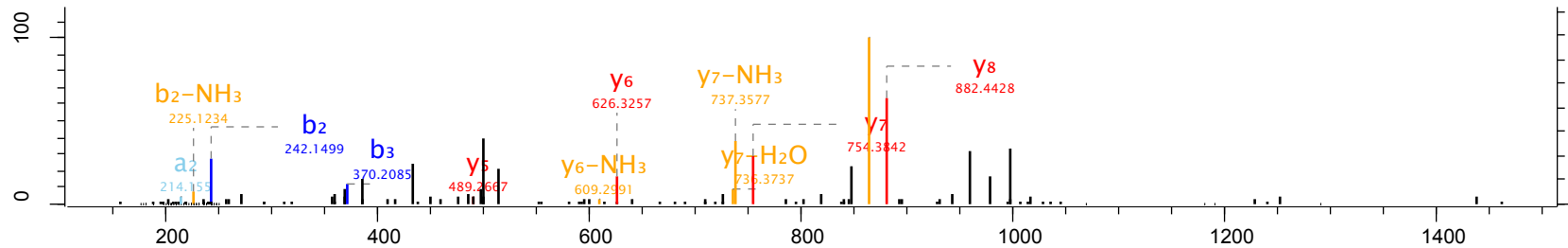
3400

TOF; CID

76.06

498.27

Ankrd6



Raw file

Scan

Method

Score

m/z

Gene names

20150402_CerP14_Frac11_top_opt_B11_01_1820

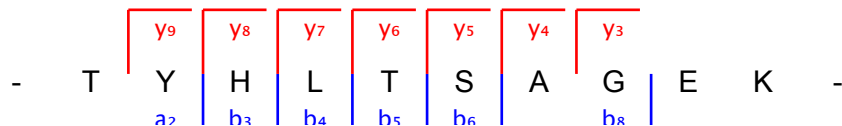
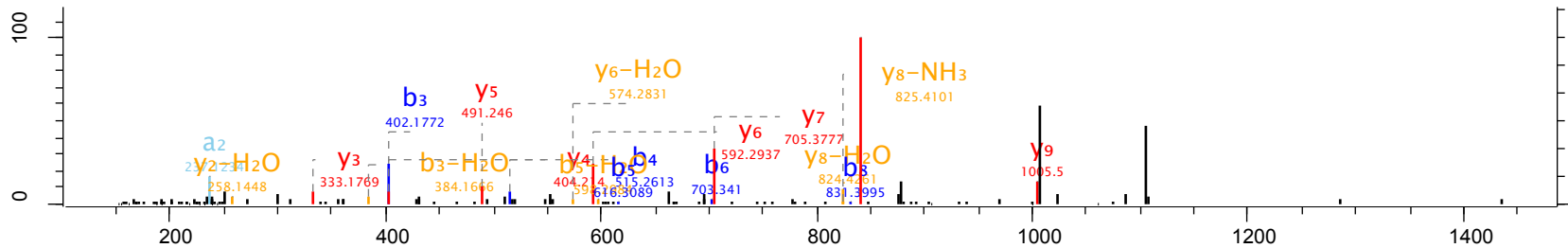
7201

TOF; CID

68.54

553.78

Snrnp25



Raw file

20150402_CerP14_Frac11_top_opt_B11_01_1820

Scan

11127

Method

TOF; CID

Score

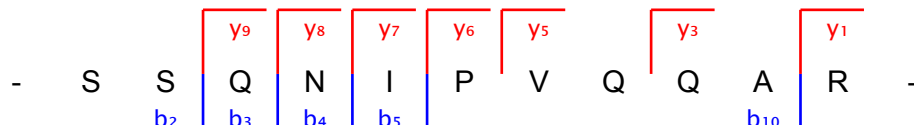
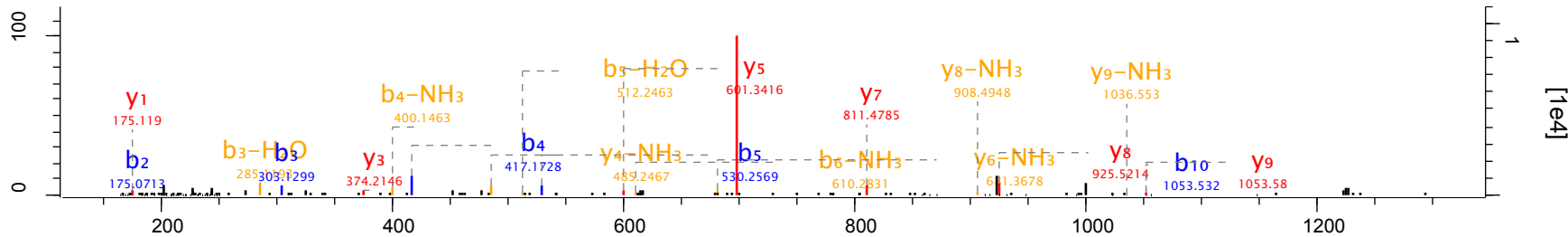
67.55

m/z

614.33

Gene names

Hps1



Raw file

Scan

Method

Score

m/z

Gene names

20150402_CerP14_Frac11_top_opt_B11_01_1820

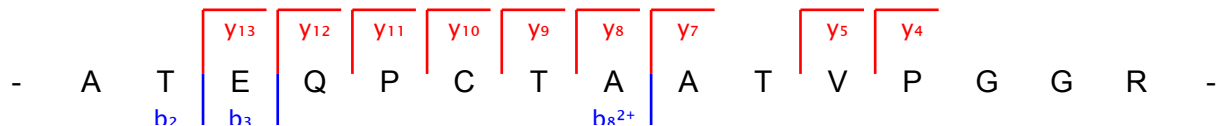
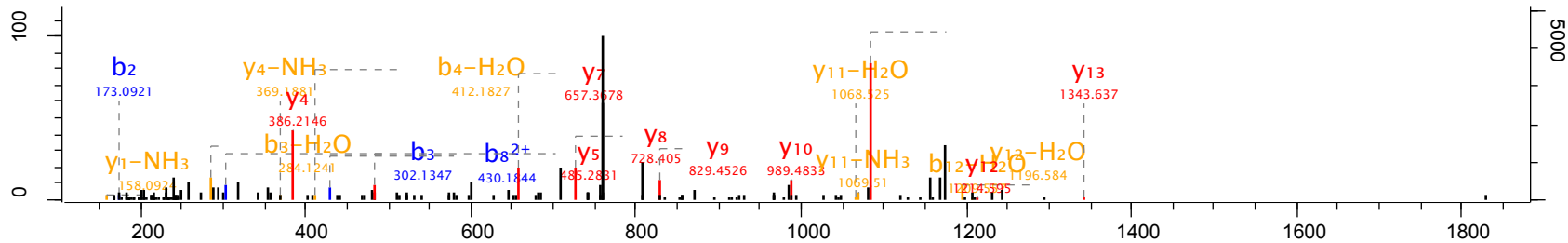
14207

TOF; CID

49.59

758.37

Fzd9



Raw file

Scan

Method

Score

m/z

Gene names

20150402_CerP14_Frac11_top_opt_B11_01_1820

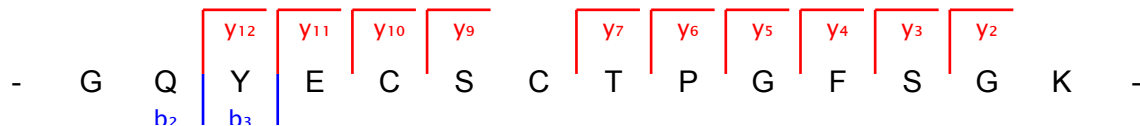
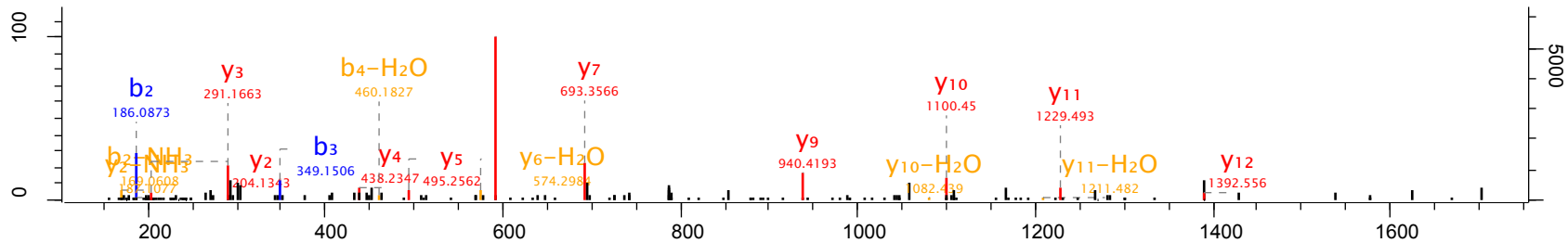
16924

TOF; CID

68.04

789.32

Dlk1



Raw file

20150402_CerP14_Frac11_top_opt_B11_01_1820

Scan

22011

Method

TOF; CID

Score

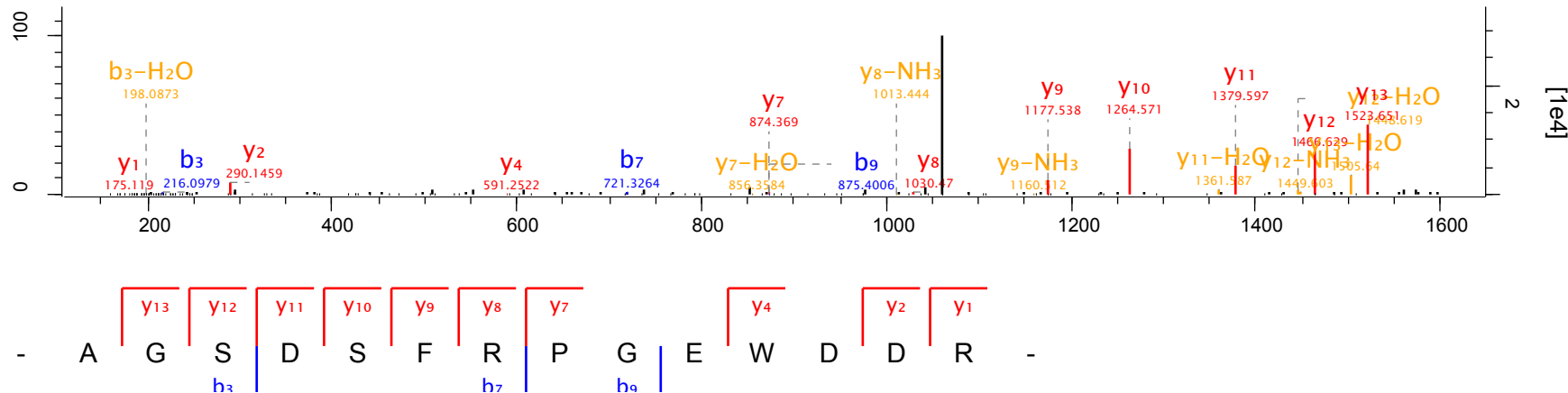
56.79

m/z

532.24

Gene names

Tmbim1



Raw file

Scan

Method

Score

m/z

Gene names

20150402_CerP14_Frac11_top_opt_B11_01_1820

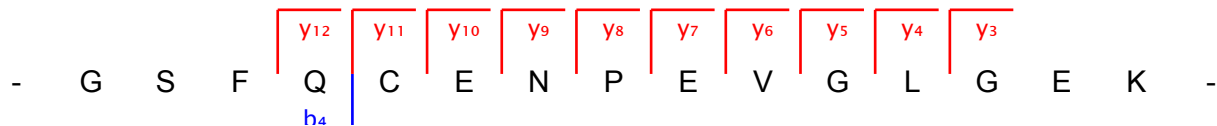
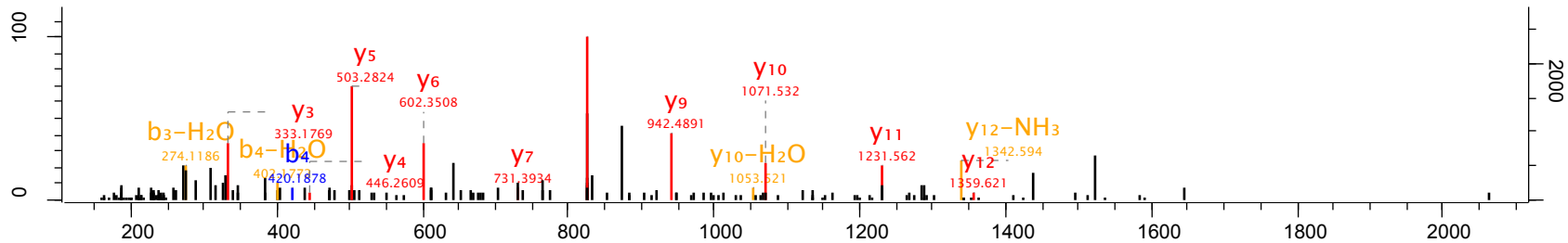
24938

TOF; CID

55.75

825.88

Zbtb5



Raw file

Scan

Method

Score

m/z

Gene names

20150402_CerP14_Frac11_top_opt_B11_01_1820

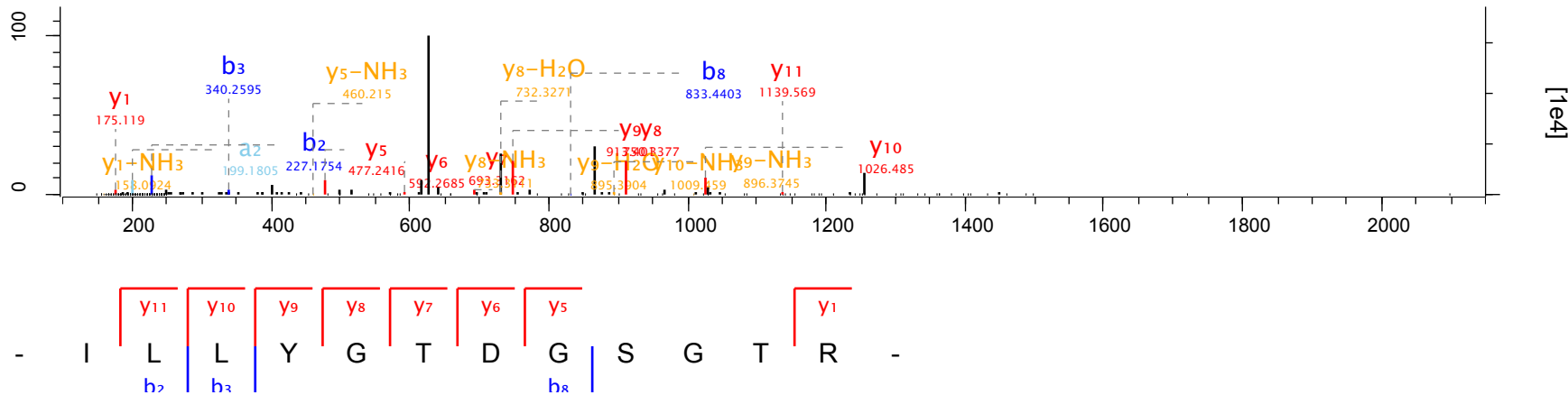
26310

TOF; CID

69.86

626.83

Pigw



Raw file

20150402_CerP14_Frac11_top_opt_B11_01_1820

Scan

26374

Method

TOF; CID

Score

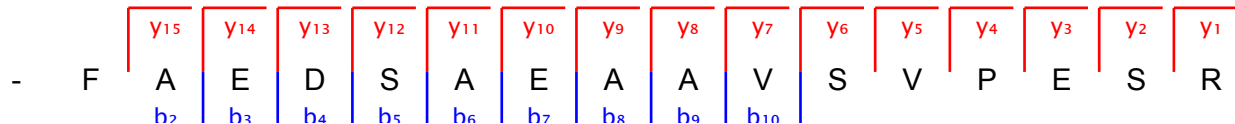
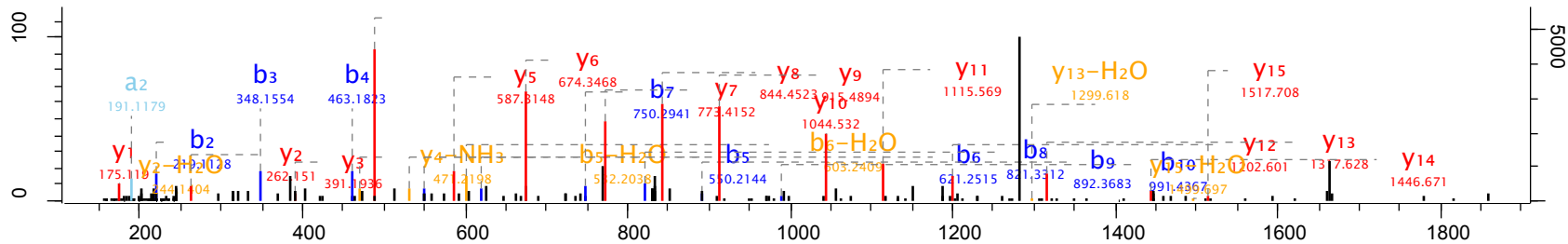
133.86

m/z

832.9

Gene names

A430005L14Rik



Raw file

20150402_CerP14_Frac11_top_opt_B11_01_1820

Scan

28353

Method

TOF; CID

Score

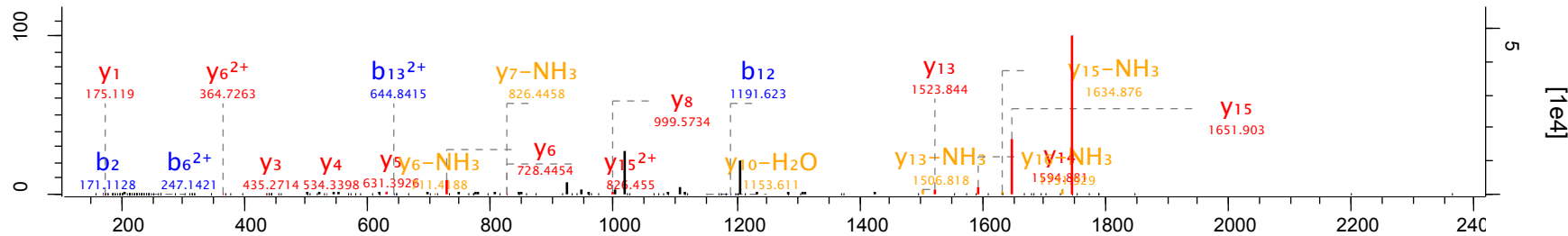
58.25

m/z

480.77

Gene names

Zfp688



Raw file

Scan

Method

Score

m/z

Gene names

20150402_CerP14_Frac11_top_opt_B11_01_1820

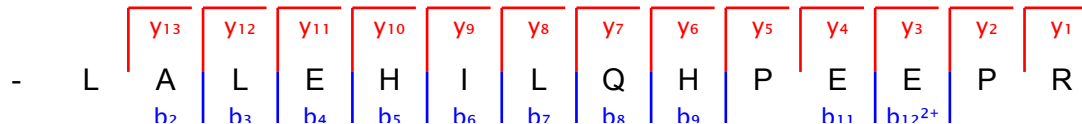
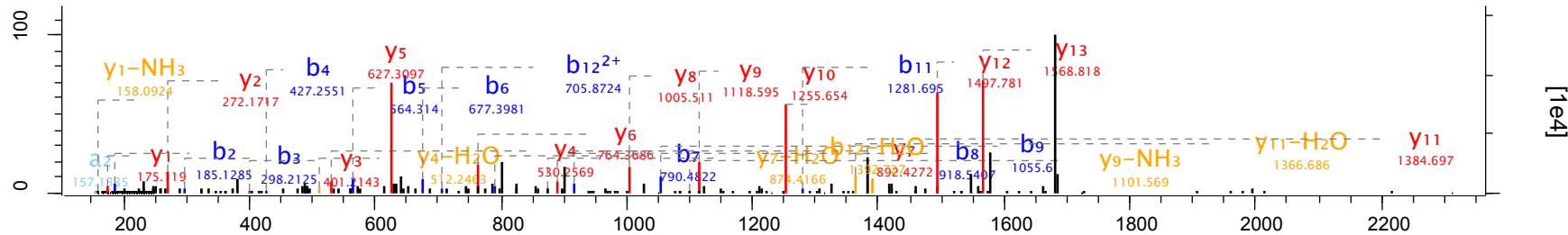
28861

TOF; CID

100.23

561.31

Tmem251



Raw file

Scan

Method

Score

m/z

Gene names

20150402_CerP14_Frac11_top_opt_B11_01_1820

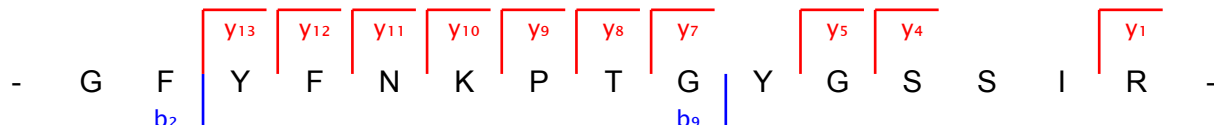
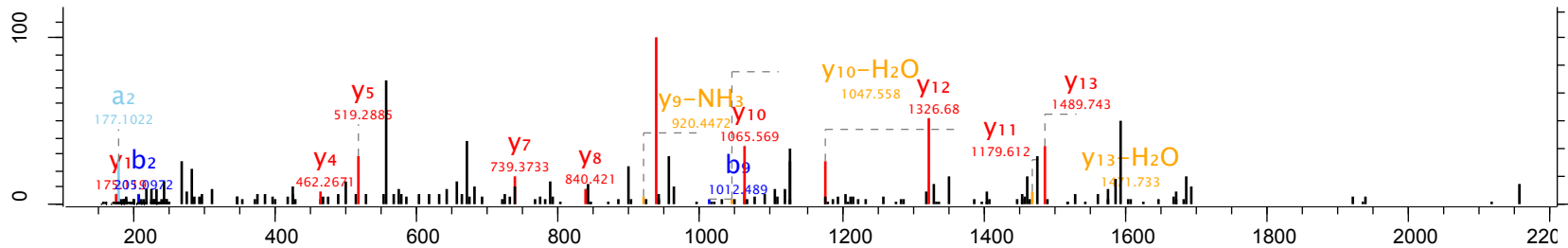
28924

TOF; CID

53.17

565.28

Igf1



Raw file

Scan

Method

Score

m/z

Gene names

20150402_CerP14_Frac11_top_opt_B11_01_1820

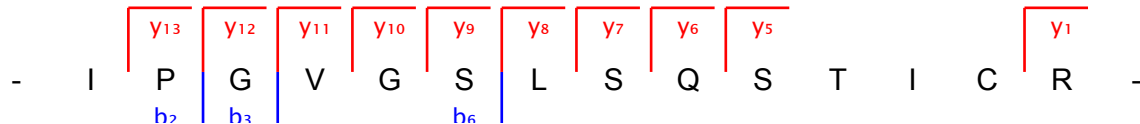
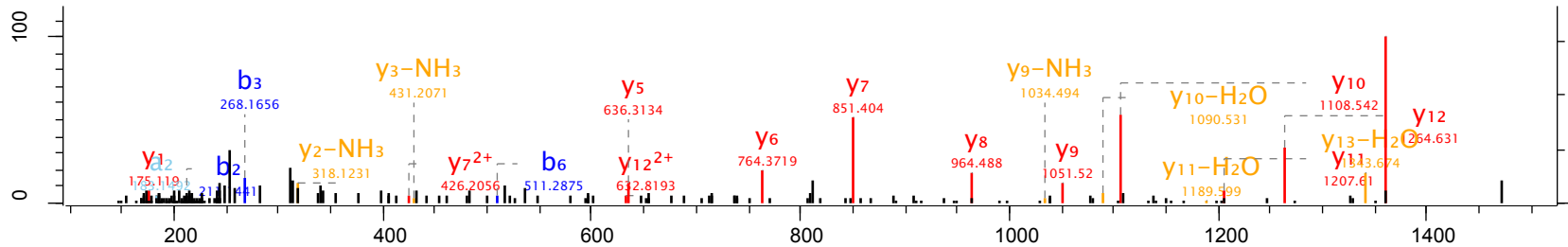
31579

TOF; CID

65.22

737.89

Pou4f2;Pou4f3;Pou4f1



Raw file

Scan

Method

Score

m/z

Gene names

20150402_CerP14_Frac11_top_opt_B11_01_1820

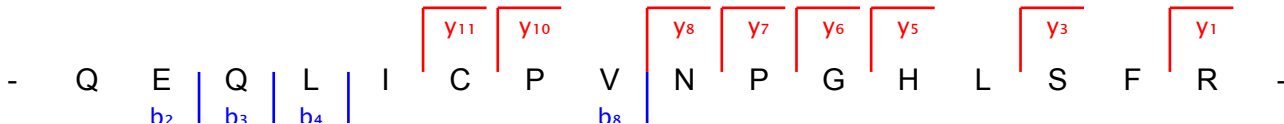
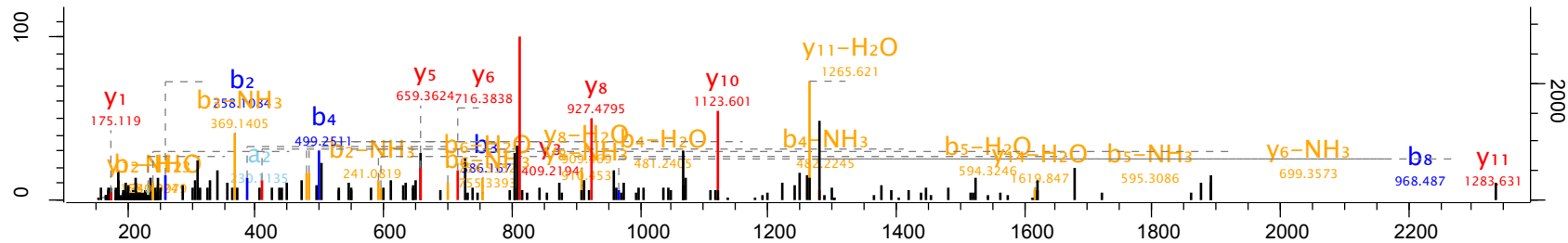
36973

TOF; CID

52.17

632.33

Cpn2



Raw file

Scan

Method

Score

m/z

Gene names

20150402_CerP14_Frac11_top_opt_B11_01_1820

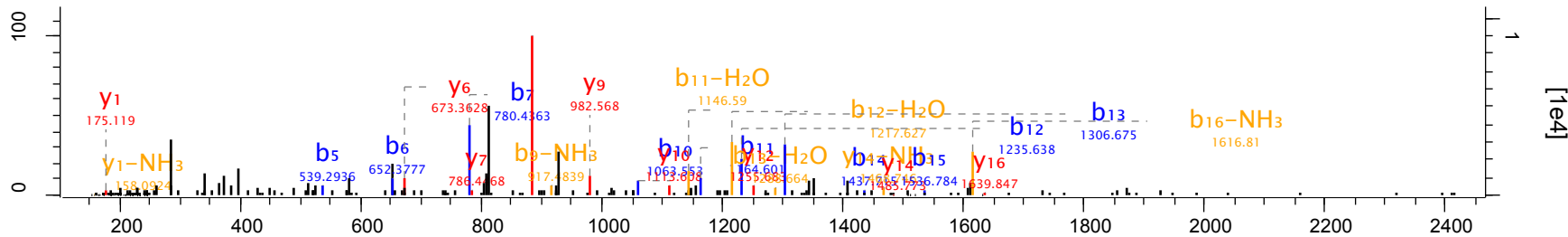
41223

TOF; CID

69.07

807.43

9430015G10Rik



- D R A P V L Q P G E T A A M V P L P Q S S

b₅ | b₆ | b₇ | y₁₆ | y₁₄ | y₁₂ | y₁₀ | y₉ | y₈ | y₇ | y₆

Raw file

Scan

Method

Score

m/z

Gene names

20150402_CerP14_Frac11_top_opt_B11_01_1820

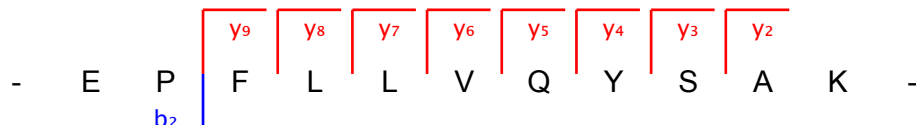
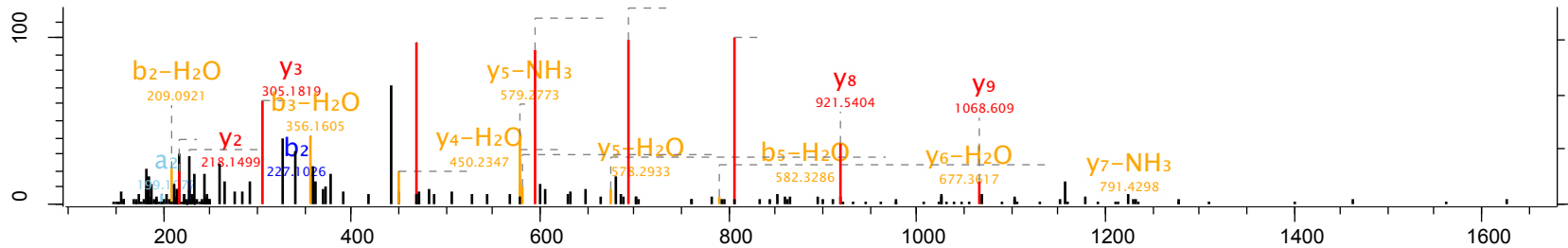
41287

TOF; CID

67.38

647.86

Snn



Raw file

Scan

Method

Score

m/z

Gene names

20150402_CerP14_Frac11_top_opt_B11_01_1820

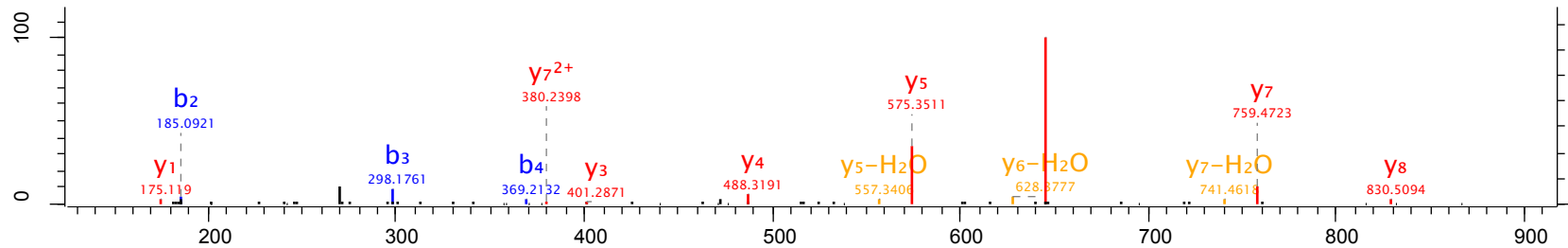
50038

TOF; CID

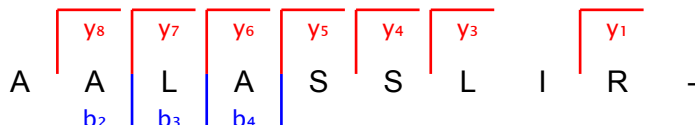
95.5

472.28

Fgf11



ac



Raw file

20150402_CerP14_Frac11_top_opt_B11_01_1820

Scan

50503

Method

TOF; CID

Score

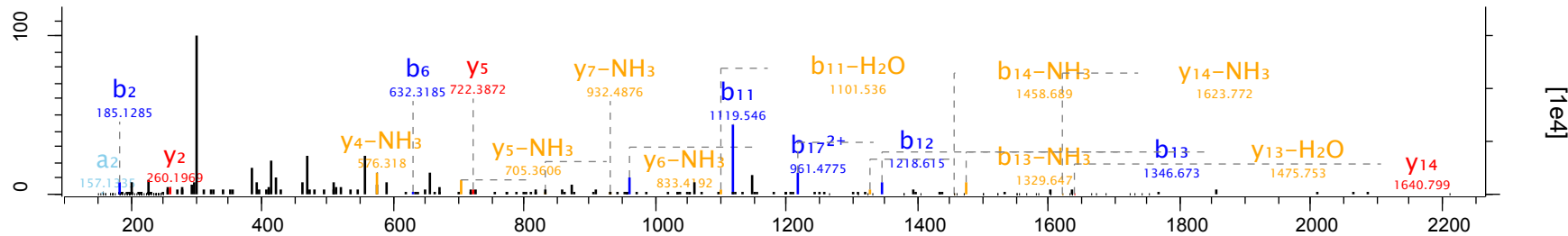
52.17

m/z

1035.04

Gene names

Rhox2a;Rhox2h;Rhox2c;Rhox2f;Rhox2b



- L A R S M G V S E A T V Q E W F L K -

b₂ | b₆ | b₁₁ | b₁₂ | b₁₃ | b₁₇²⁺

y₁₄ OX | y₅ | y₂

Raw file

Scan

Method

Score

m/z

Gene names

20150402_CerP14_Frac11_top_opt_B11_01_1820

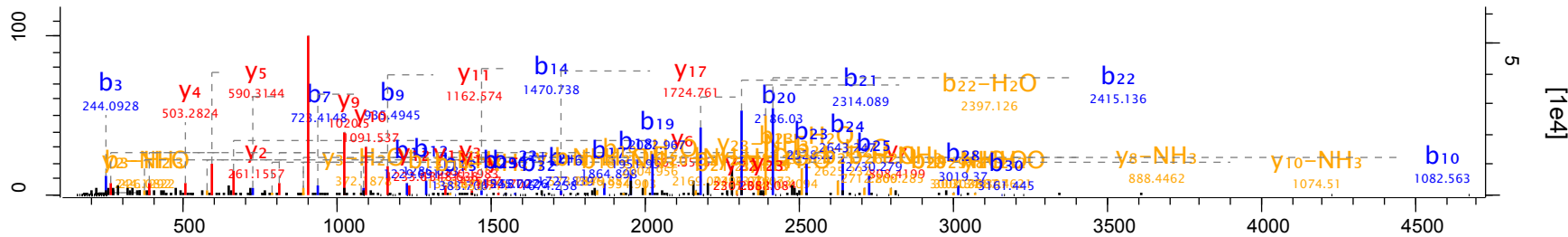
51894

TOF; CID

204.96

1065.51

Agtrap



Raw file

Scan

Method

Score

m/z

Gene names

20150402_CerP14_Frac11_top_opt_B11_01_1820

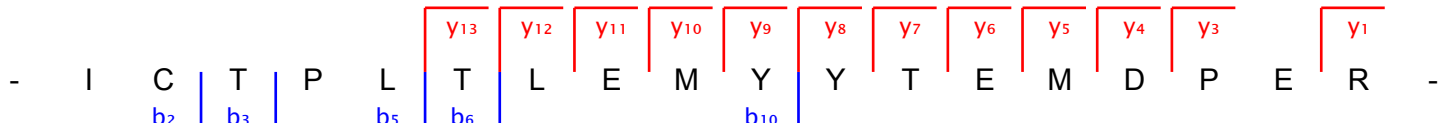
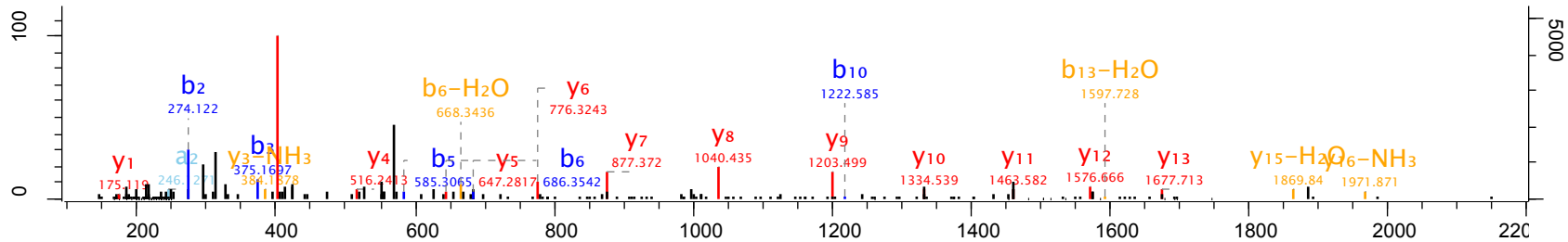
54841

TOF; CID

53.55

1132.02

Caly



Raw file

Scan

Method

Score

m/z

Gene names

20150402_CerP14_Frac11_top_opt_B11_01_1820

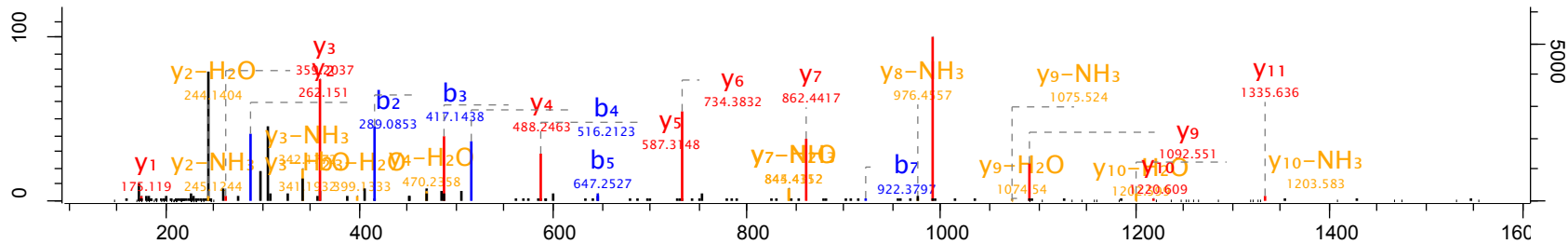
57778

TOF; CID

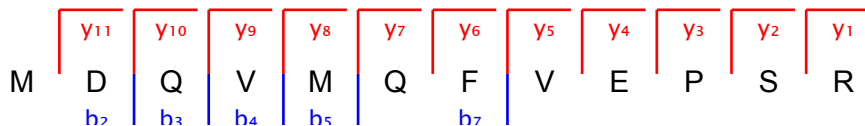
113.76

754.85

Sec61g



ac



Raw file

20150402_CerP14_Frac11_top_opt_B11_01_1820

Scan

58746

Method

TOF; CID

Score

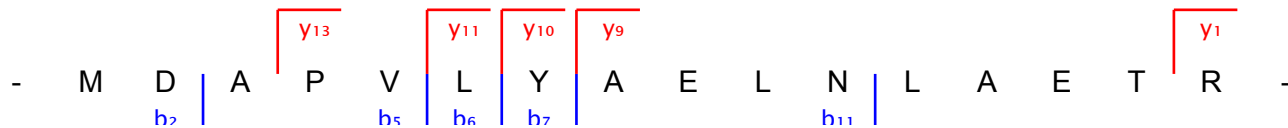
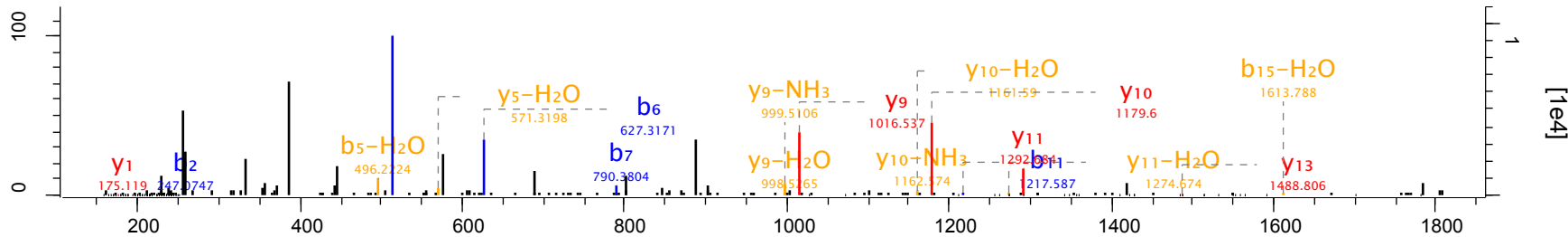
47.64

m/z

903.47

Gene names

Klrb1



Raw file

20150402_CerP14_Frac12_top_opt_B12_01_1821

Scan

11255

Method

TOF; CID

Score

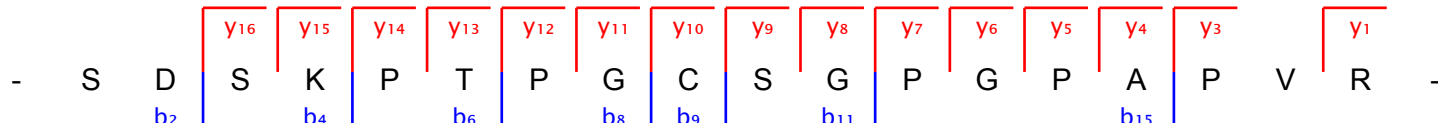
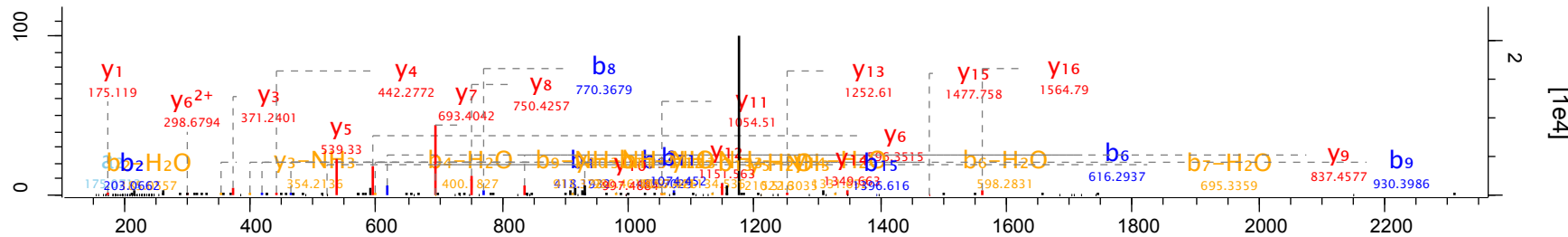
135.09

m/z

589.63

Gene names

Tsen15



Raw file

Scan

Method

Score

m/z

Gene names

20150402_CerP14_Frac12_top_opt_B12_01_1821

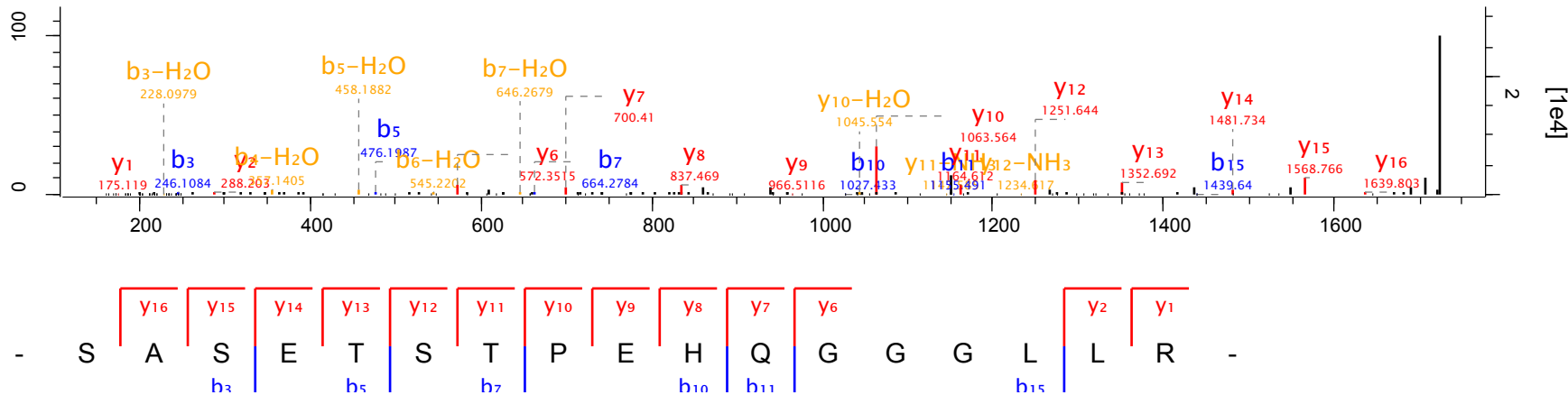
13713

TOF; CID

57.71

863.93

Fndc5



Raw file

Scan

Method

Score

m/z

Gene names

20150402_CerP14_Frac12_top_opt_B12_01_1821

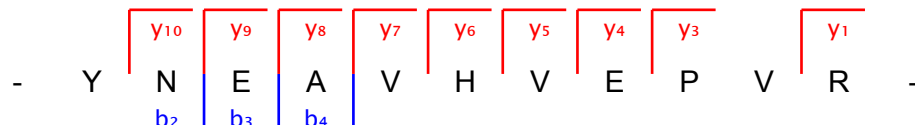
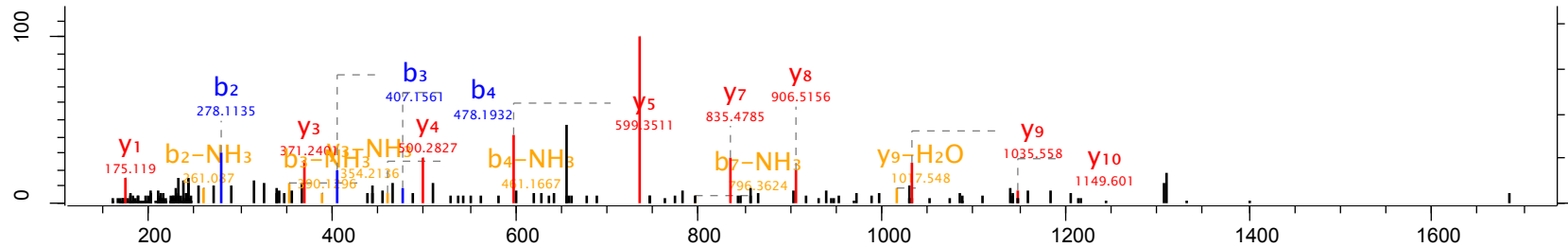
15643

TOF; CID

62.09

656.84

Wnt7a



Raw file

Scan

Method

Score

m/z

Gene names

20150402_CerP14_Frac12_top_opt_B12_01_1821

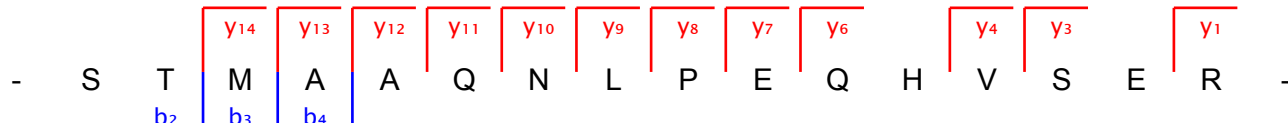
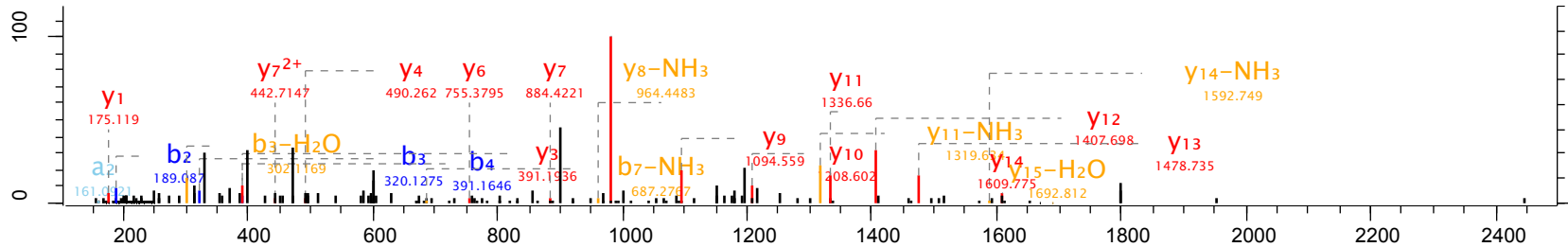
16083

TOF; CID

61.82

599.96

E2f5



Raw file

Scan

Method

Score

m/z

Gene names

20150402_CerP14_Frac12_top_opt_B12_01_1821

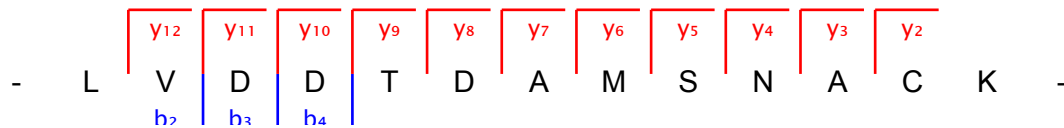
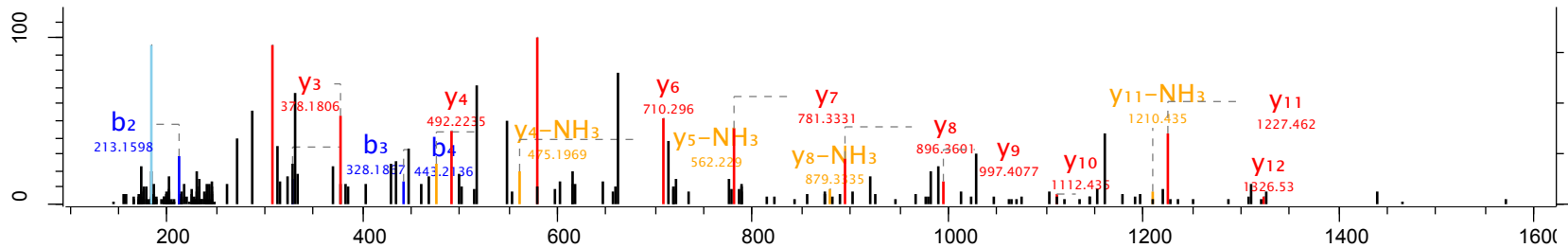
16500

TOF; CID

85.54

720.32

Leptotl1



Raw file

Scan

Method

Score

m/z

Gene names

20150402_CerP14_Frac12_top_opt_B12_01_1821

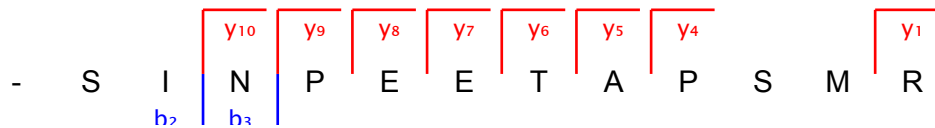
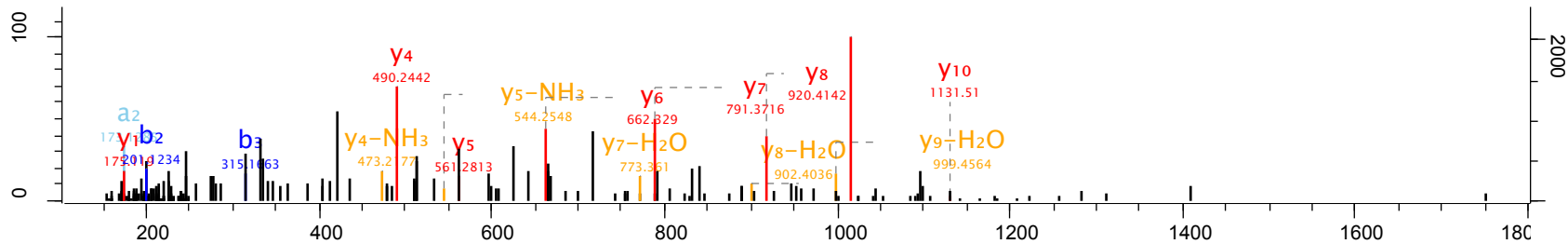
19728

TOF; CID

67.52

666.32

Aph1b



Raw file

Scan

Method

Score

m/z

Gene names

20150402_CerP14_Frac12_top_opt_B12_01_1821

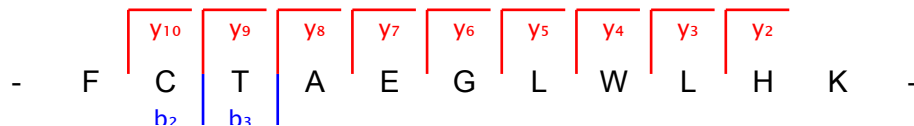
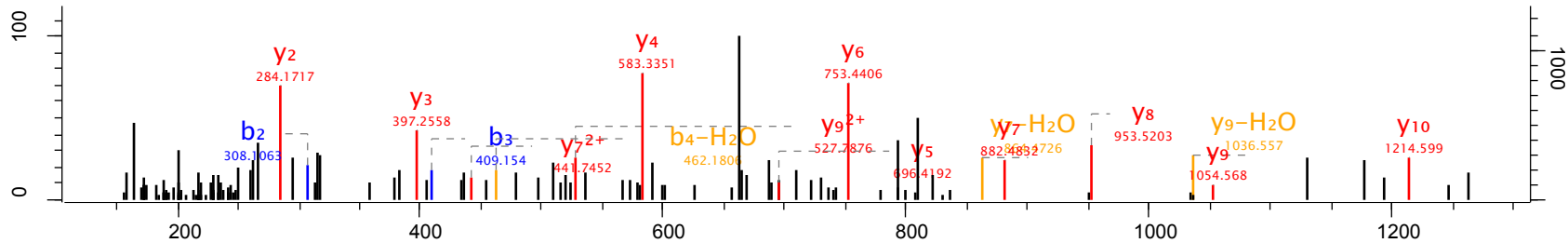
31880

TOF; CID

69.72

454.56

Glp1r



Raw file

Scan

Method

Score

m/z

Gene names

20150402_CerP14_Frac12_top_opt_B12_01_1821

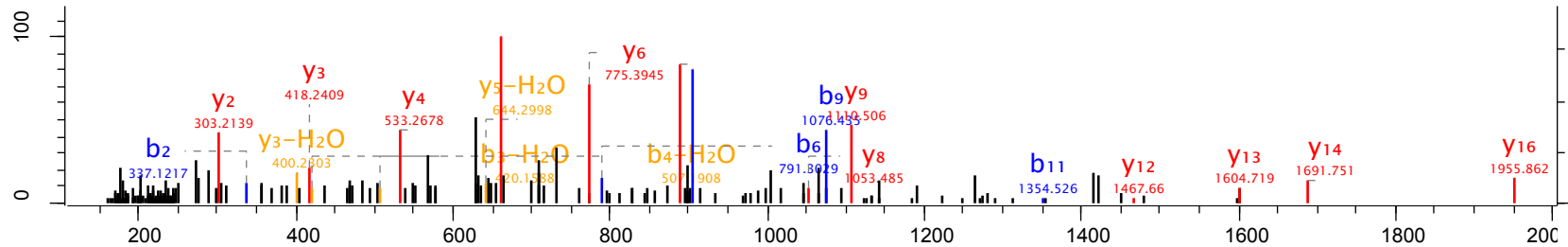
31890

TOF; CID

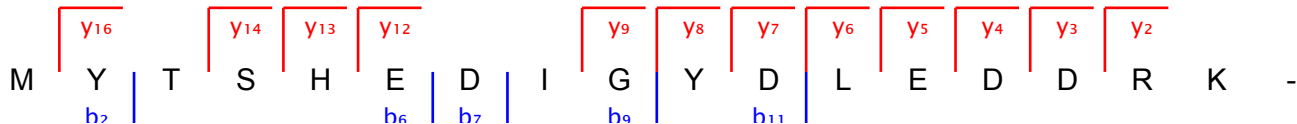
56.42

710.31

Slc16a14



ac



Raw file

Scan

Method

Score

m/z

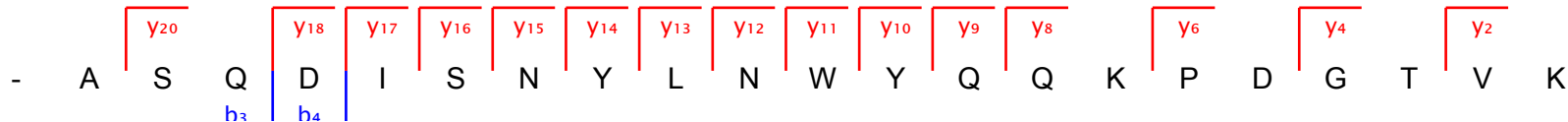
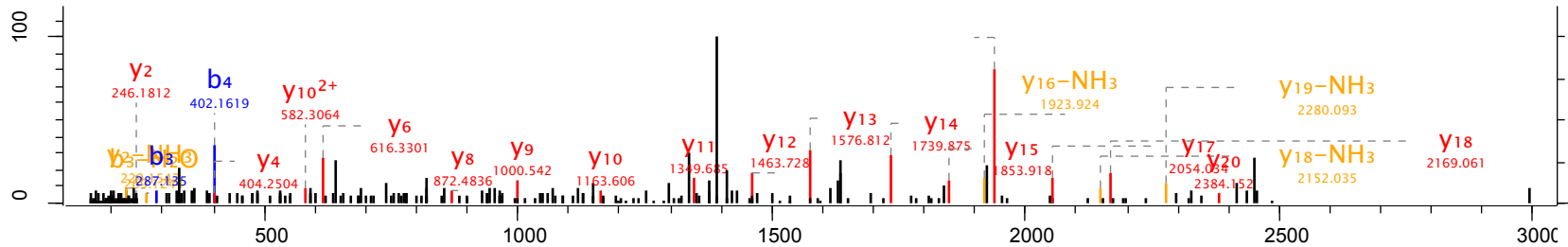
20150402_CerP14_Frac12_top_opt_B12_01_1821

40020

TOF; CID

75.77

819.41



Raw file

Scan

Method

Score

m/z

Gene names

20150402_CerP14_Frac12_top_opt_B12_01_1821

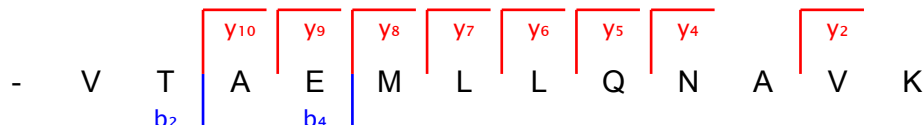
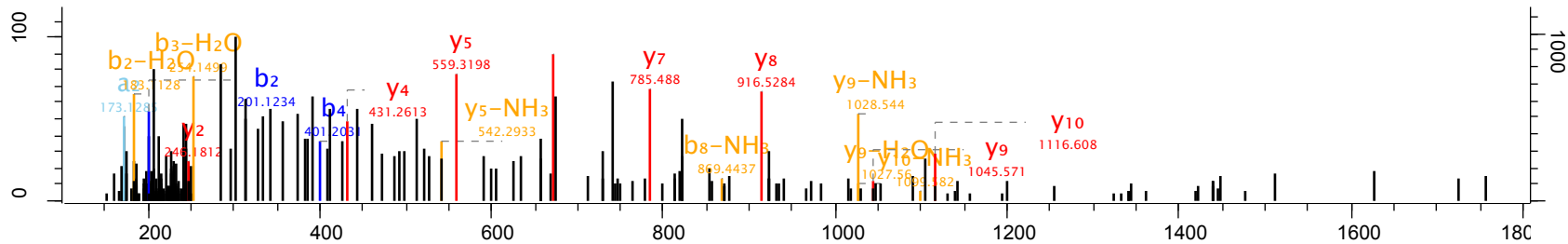
40154

TOF; CID

58.17

658.87

Dsccl;DSCC1



Raw file

Scan

Method

Score

m/z

Gene names

20150402_CerP14_Frac12_top_opt_B12_01_1821

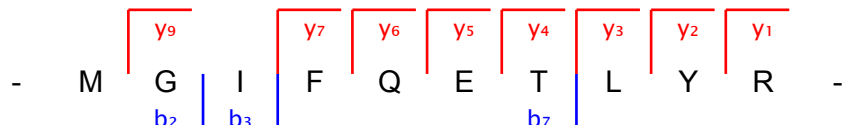
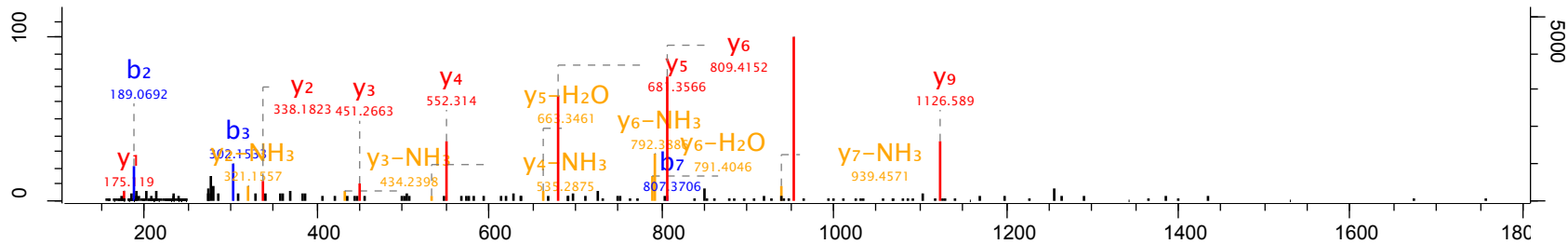
40308

TOF; CID

129.85

629.82

Slc35b4



Raw file

Scan

Method

Score

m/z

Gene names

20150402_CerP14_Frac12_top_opt_B12_01_1821

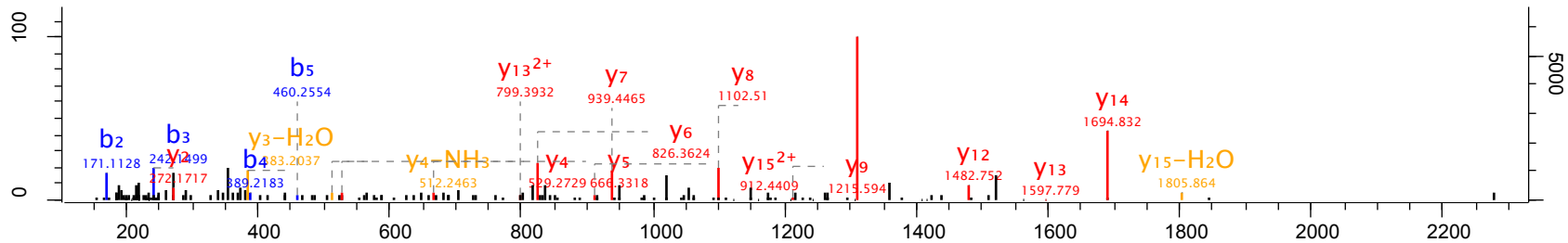
44449

TOF; CID

57.37

762.05

Calcr



Raw file

Scan

Method

Score

m/z

Gene names

20150402_CerP14_Frac12_top_opt_B12_01_1821

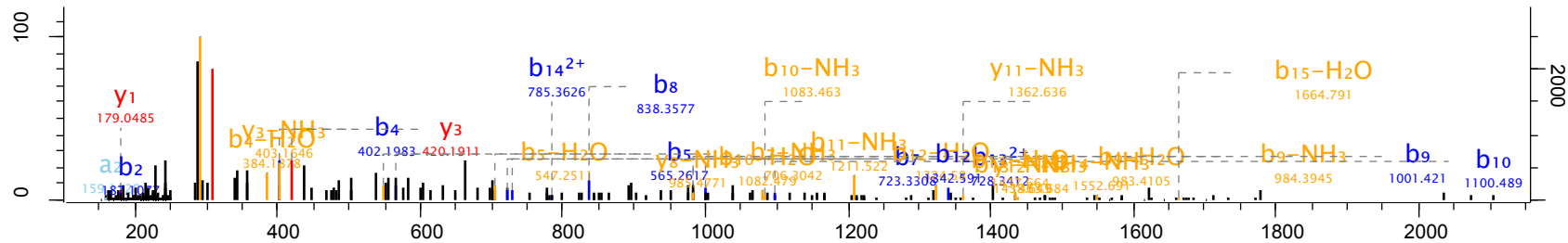
50693

TOF; CID

58.25

1052.01

mt-Nd4l;Mtnd4l



Raw file

Scan

Method

Score

m/z

Gene names

20150402_CerP14_Frac12_top_opt_B12_01_1821

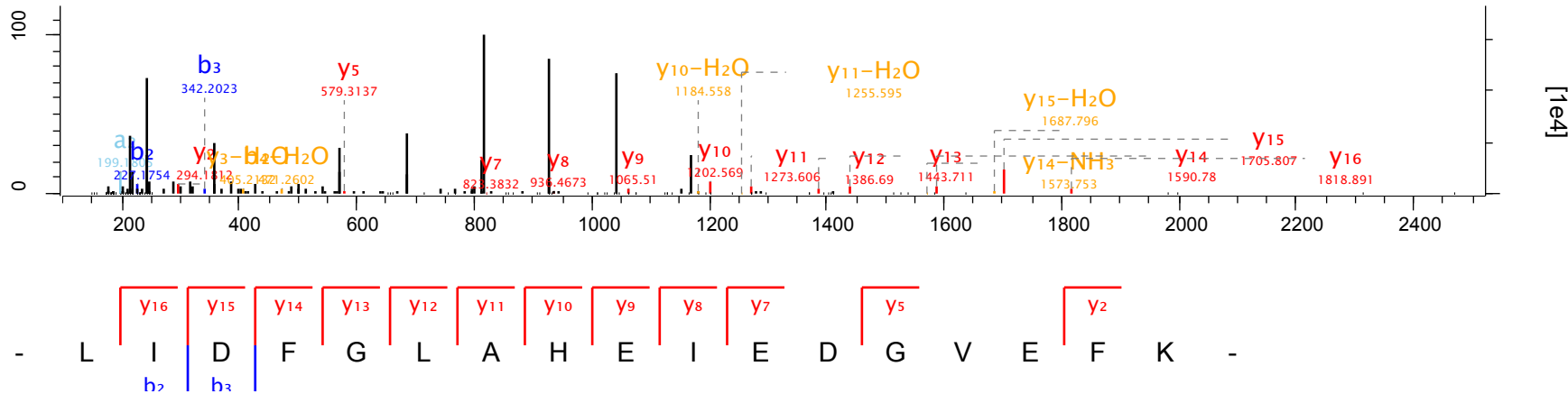
52720

TOF; CID

58.71

645

Dapk2



Raw file

Scan

Method

Score

m/z

Gene names

20150402_CerP14_Frac12_top_opt_B12_01_1821

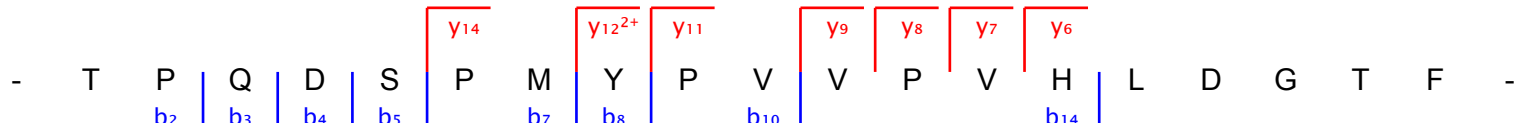
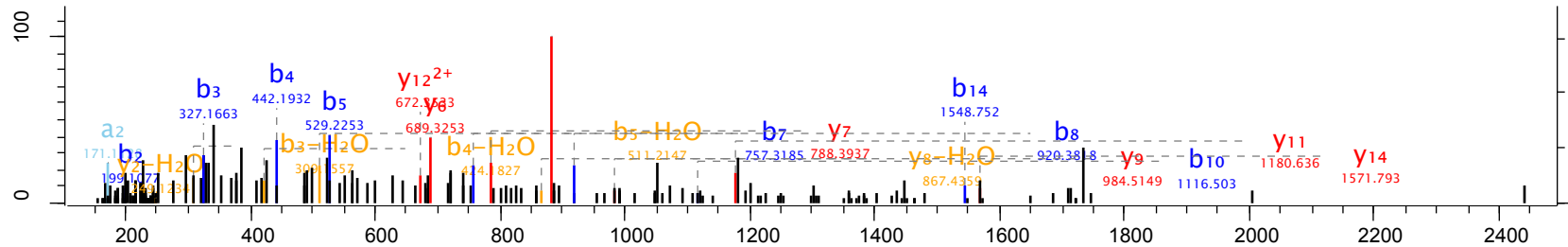
54672

TOF; CID

45.92

1050.52

Ear10;Ear1;Ear2



Raw file

Scan

Method

Score

m/z

Gene names

20150402_CerP14_Frac13_top_opt_C1_01_1822

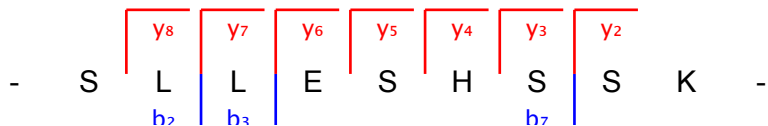
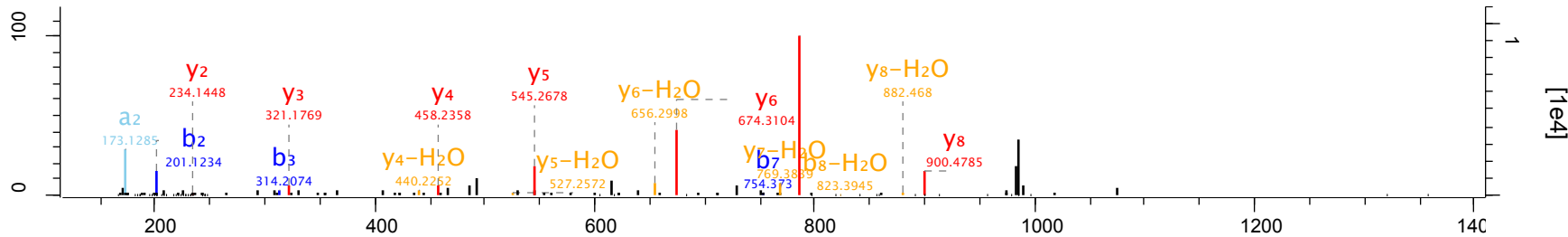
5543

TOF; CID

85.29

494.26

Rhbd13



Raw file

Scan

Method

Score

m/z

Gene names

20150402_CerP14_Frac13_top_opt_C1_01_1822

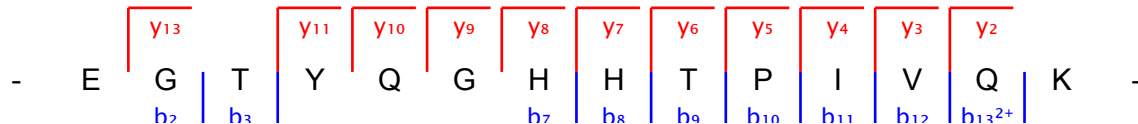
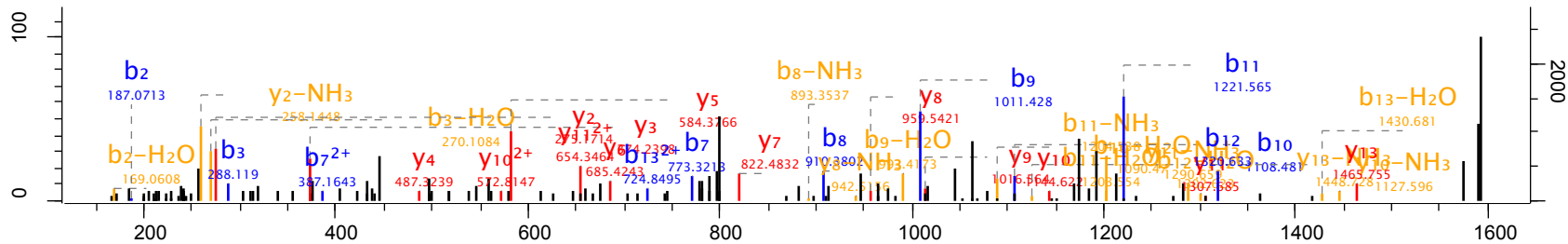
6949

TOF; CID

155.64

797.91

mt-Co3



Raw file

Scan

Method

Score

m/z

Gene names

20150402_CerP14_Frac13_top_opt_C1_01_1822

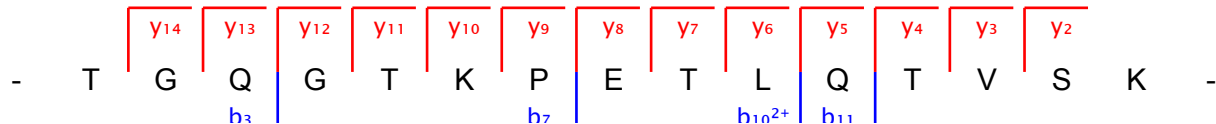
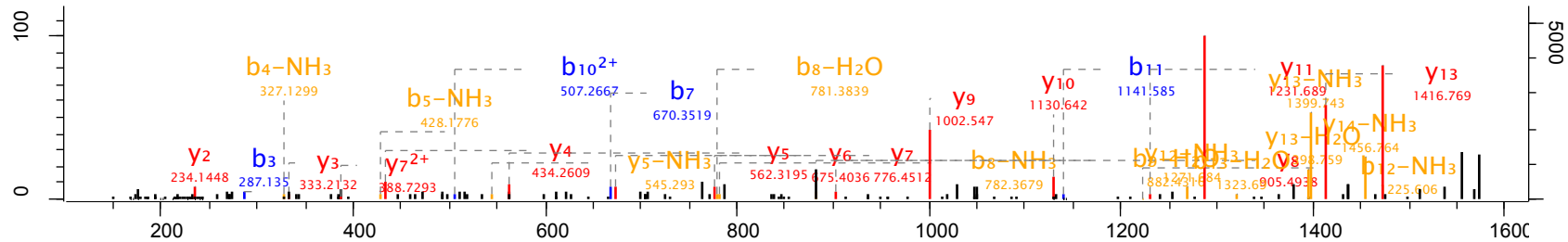
9395

TOF; CID

97.24

525.62

Fam189a1



Raw file

Scan

Method

Score

m/z

Gene names

20150402_CerP14_Frac13_top_opt_C1_01_1822

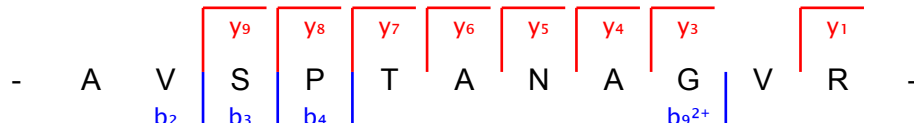
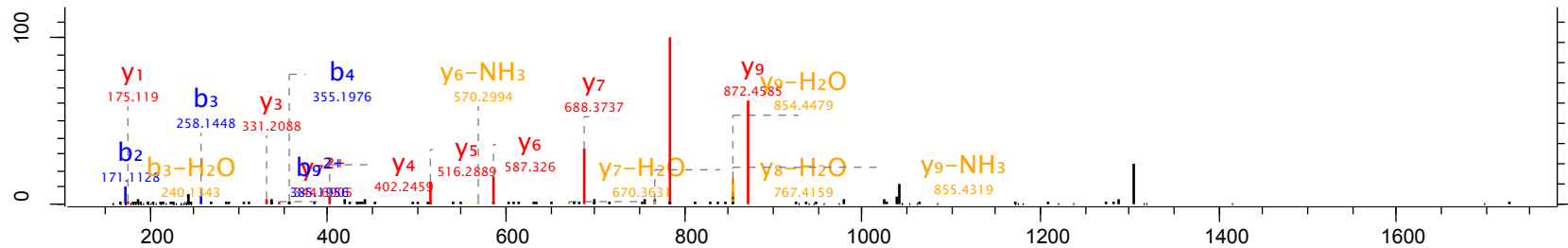
9517

TOF; CID

79.2

521.79

Resp18



Raw file

Scan

Method

Score

m/z

Gene names

20150402_CerP14_Frac13_top_opt_C1_01_1822

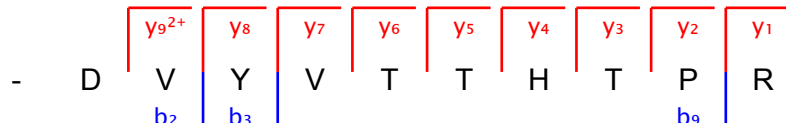
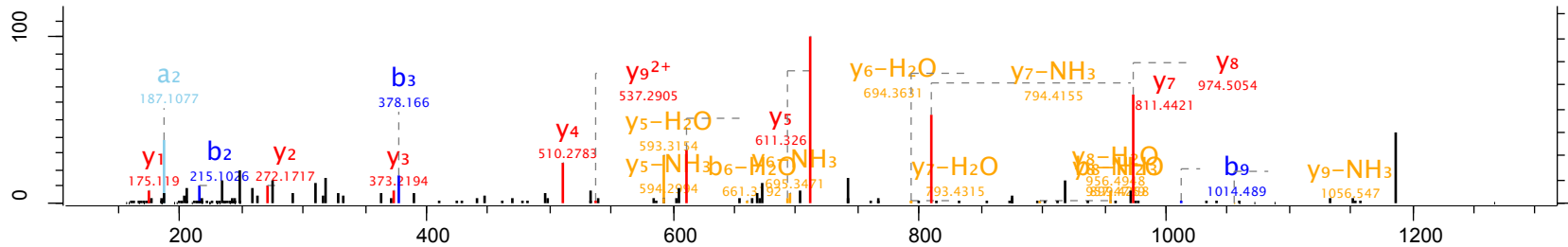
13033

TOF; CID

99.34

594.81

Rnf4



Raw file

Scan

Method

Score

m/z

Gene names

20150402_CerP14_Frac13_top_opt_C1_01_1822

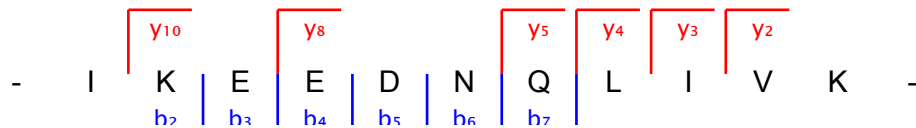
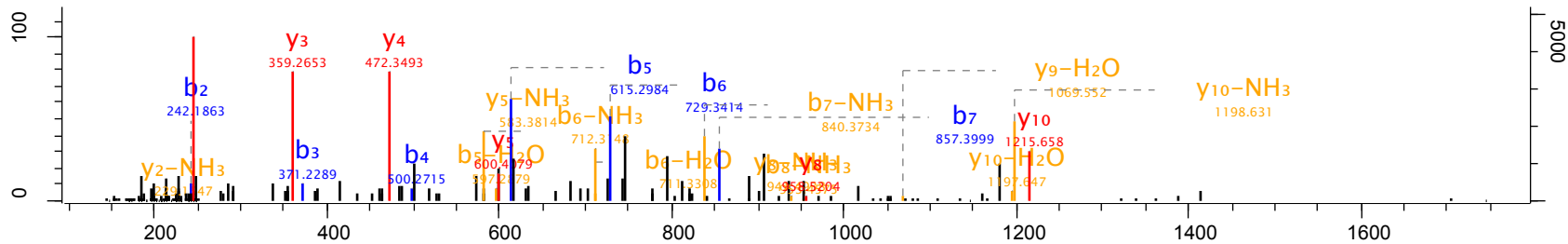
15889

TOF; CID

99.75

443.59

Cd82



Raw file

20150402_CerP14_Frac13_top_opt_C1_01_1822

Scan

19457

Method

TOF; CID

Score

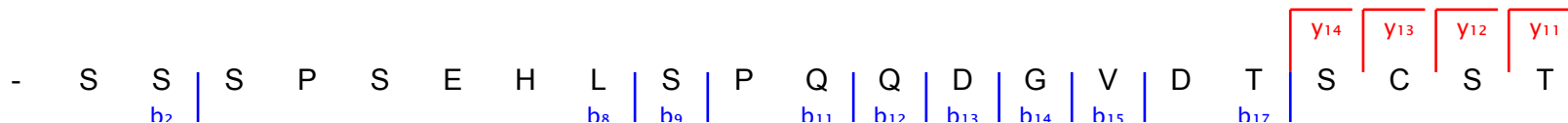
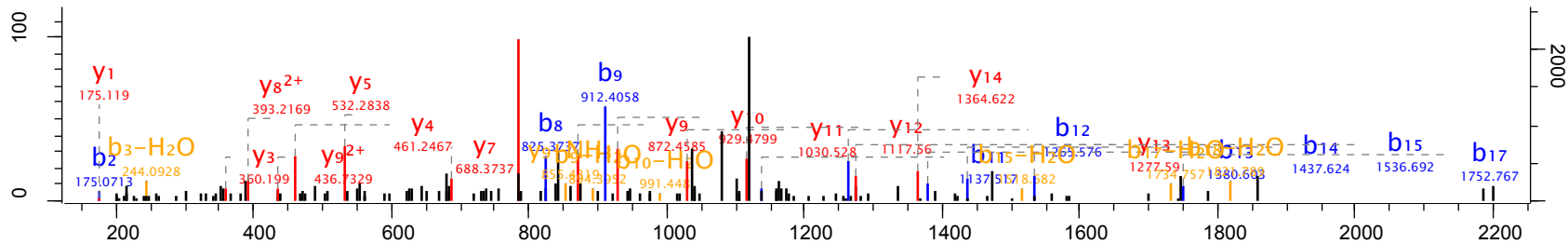
69.49

m/z

1039.81

Gene names

S1pr5



Raw file

Scan

Method

Score

m/z

Gene names

20150402_CerP14_Frac13_top_opt_C1_01_1822

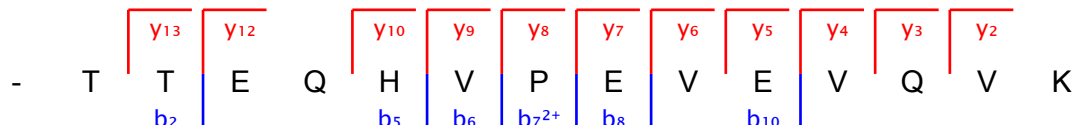
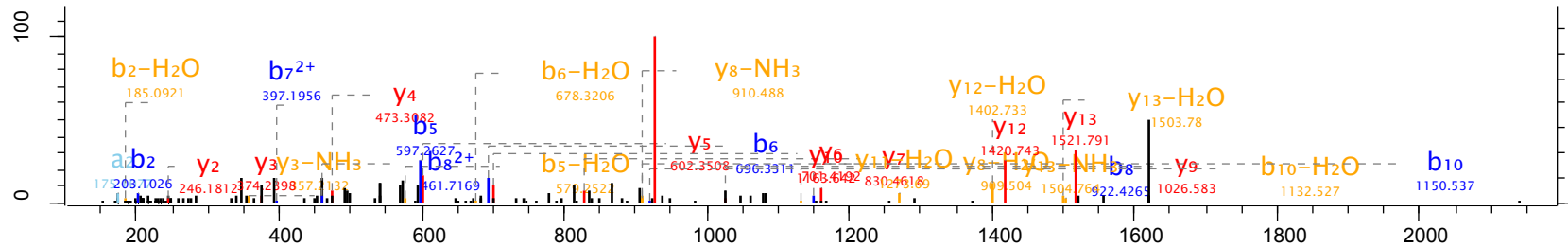
21327

TOF; CID

96.67

541.62

Snurf



Raw file

Scan

Method

Score

m/z

Gene names

20150402_CerP14_Frac13_top_opt_C1_01_1822

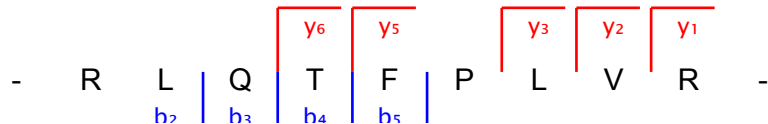
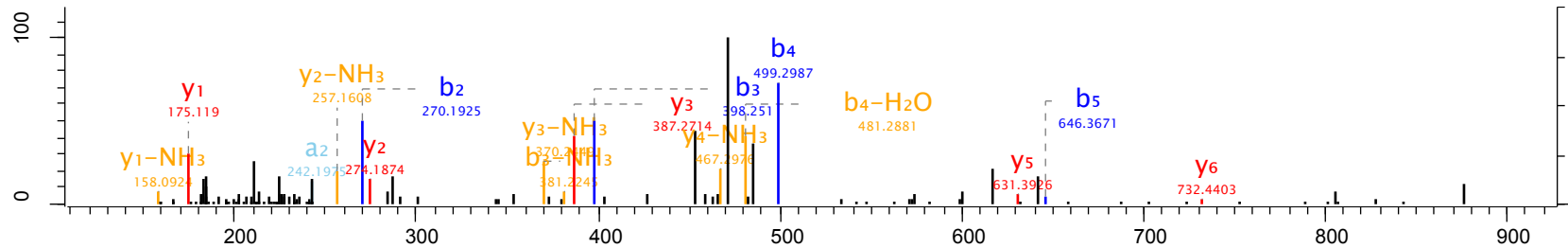
26917

TOF; CID

73.23

377.23

Dnal4



Raw file

20150402_CerP14_Frac13_top_opt_C1_01_1822

Scan

31574

Method

TOF; CID

Score

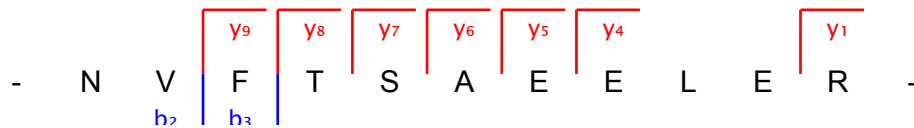
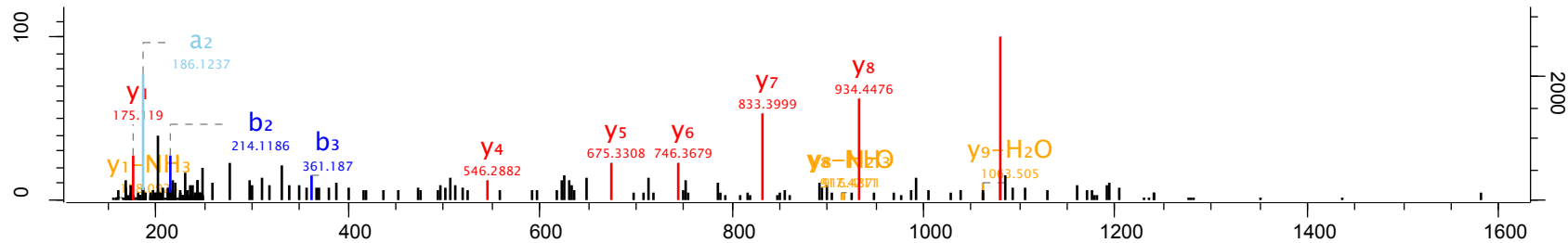
59.2

m/z

647.82

Gene names

Eva1a



Raw file

20150402_CerP14_Frac13_top_opt_C1_01_1822

Scan

32781

Method

TOF; CID

Score

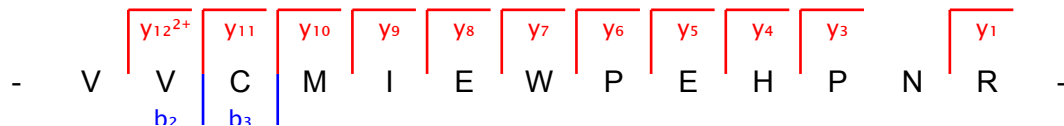
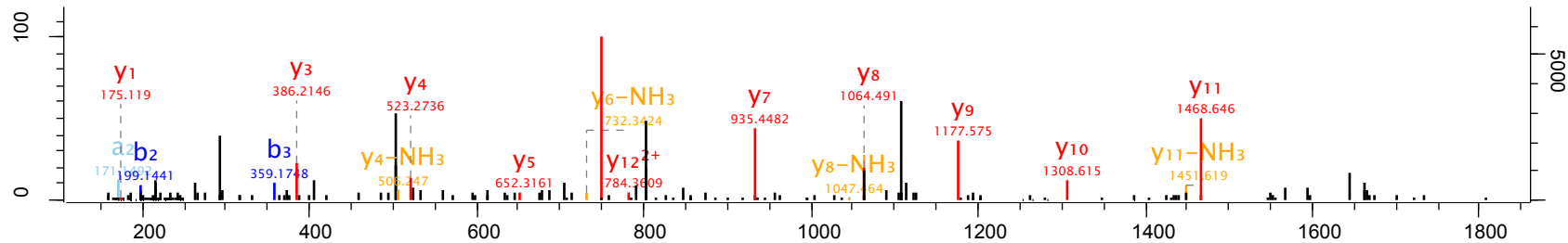
69.35

m/z

556.27

Gene names

Tacr1



Raw file

Scan

Method

Score

m/z

Gene names

20150402_CerP14_Frac13_top_opt_C1_01_1822

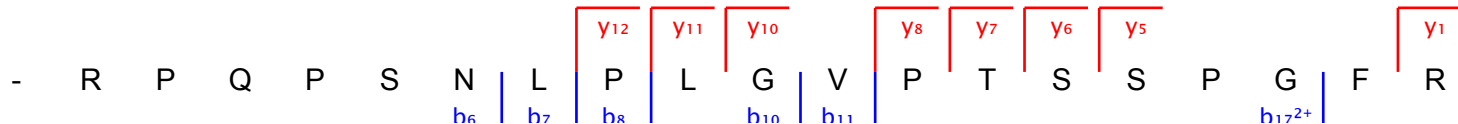
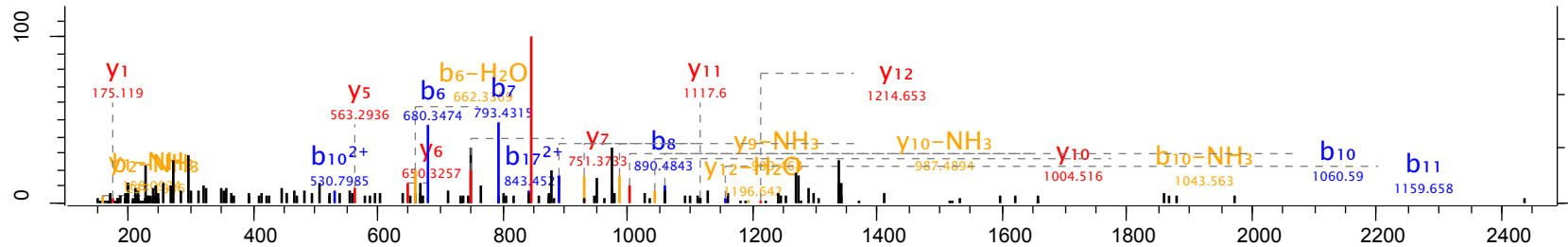
33812

TOF; CID

42.53

670.04

Gpank1



Raw file

20150402_CerP14_Frac13_top_opt_C1_01_1822

Scan

34248

Method

TOF; CID

Score

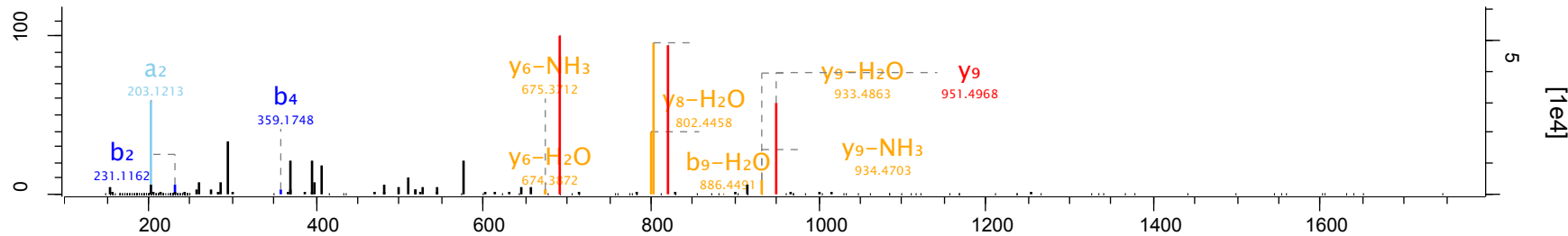
66.27

m/z

525.79

Gene names

Olfr1458



Raw file

20150402_CerP14_Frac13_top_opt_C1_01_1822

Scan

38211

Method

TOF; CID

Score

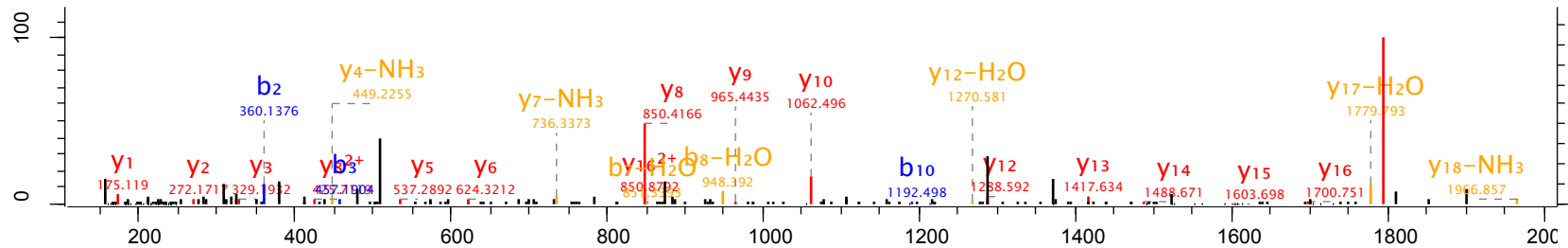
60.09

m/z

1079.48

Gene names

Cmtm3



ac

- M W P P D A E P E P D P E S A H G P R -
 b₂ b₃ b₁₀

Raw file

Scan

Method

Score

m/z

Gene names

20150402_CerP14_Frac13_top_opt_C1_01_1822

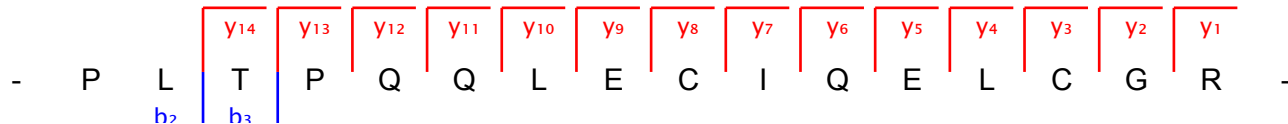
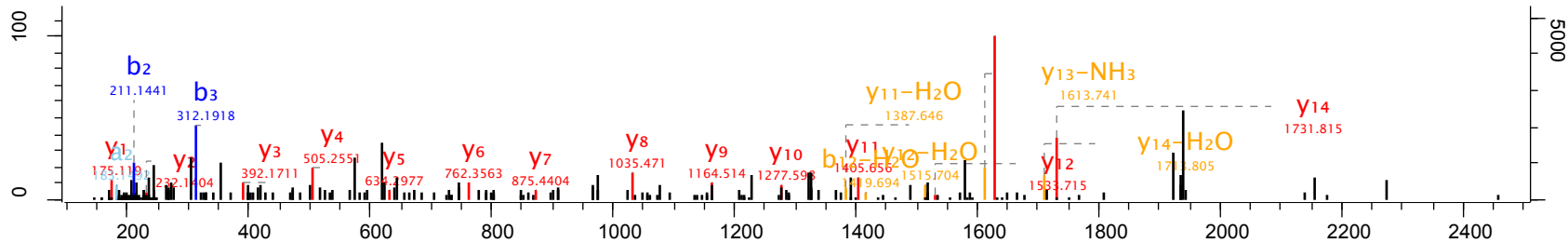
40448

TOF; CID

74.14

971.49

Hemk1



Raw file

20150402_CerP14_Frac13_top_opt_C1_01_1822

Scan

41058

Method

TOF; CID

Score

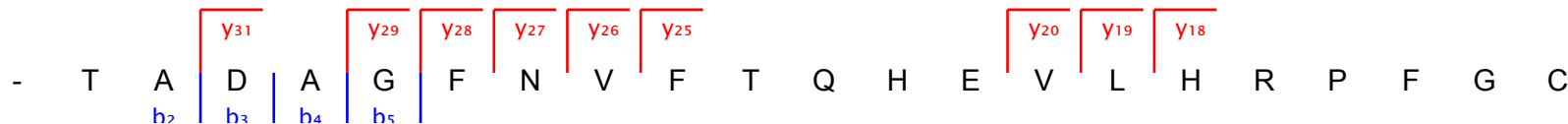
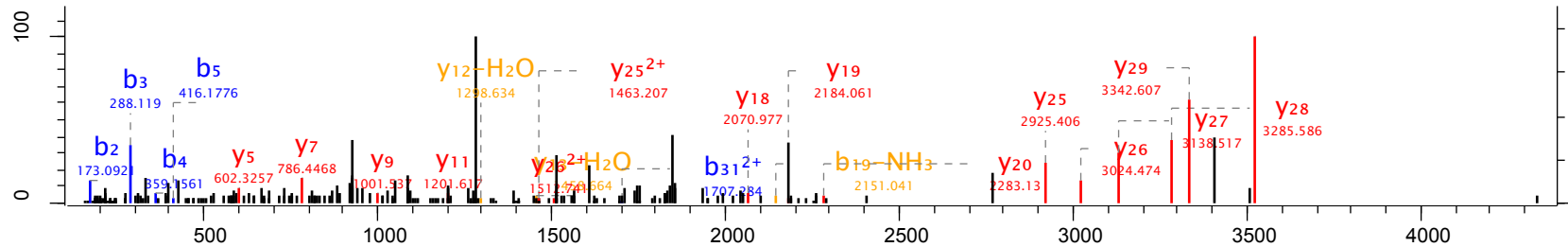
29.71

m/z

926.45

Gene names

Abl2



Raw file

Scan

Method

Score

m/z

Gene names

20150402_CerP14_Frac13_top_opt_C1_01_1822

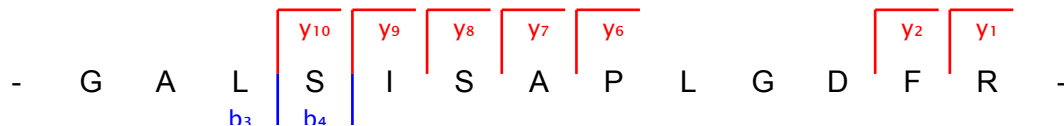
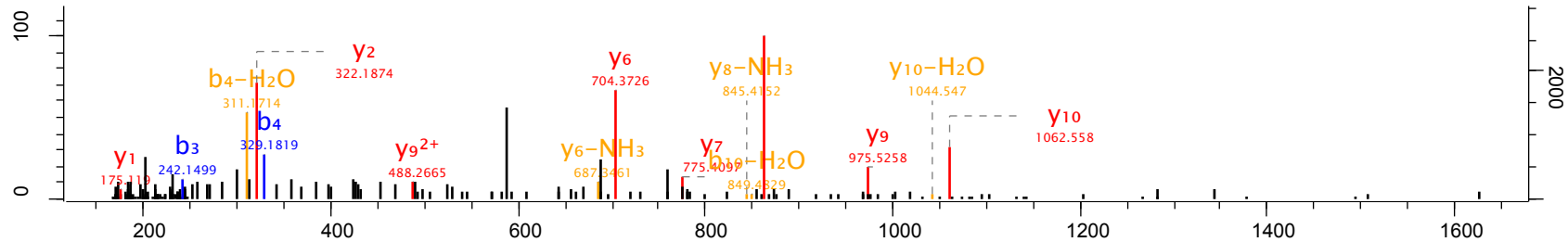
43189

TOF; CID

53.45

652.36

Cdc42ep5



Raw file

Scan

Method

Score

m/z

Gene names

20150402_CerP14_Frac13_top_opt_C1_01_1822

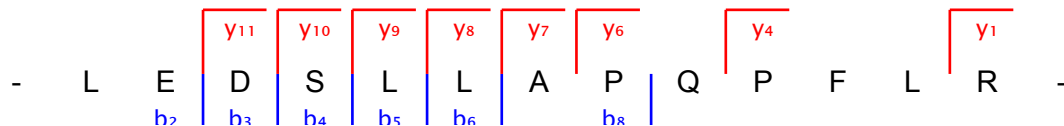
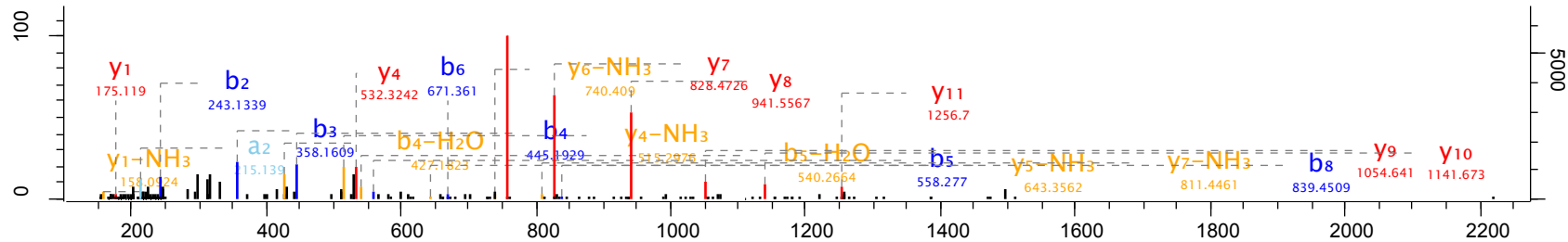
47244

TOF; CID

107.09

749.92

Lrg1



Raw file

20150402_CerP14_Frac13_top_opt_C1_01_1822

Scan

50922

Method

TOF; CID

Score

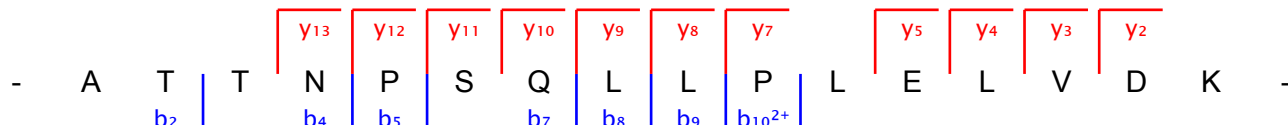
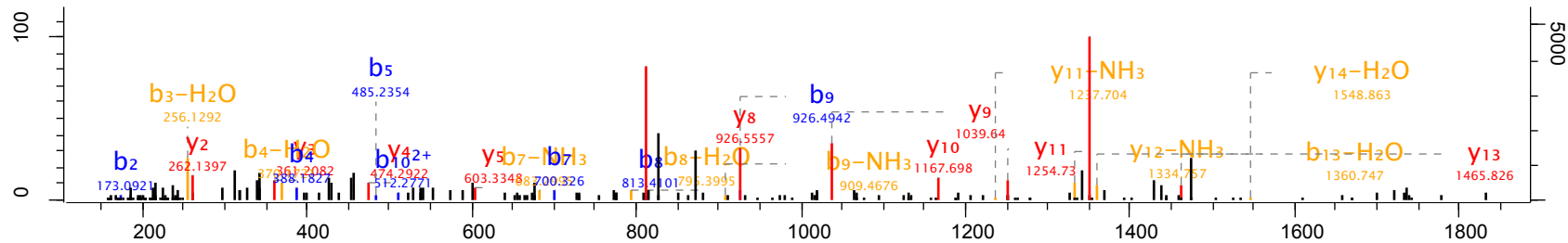
64.3

m/z

869.99

Gene names

Lsm5



Raw file

20150402_CerP14_Frac13_top_opt_C1_01_1822

Scan

51028

Method

TOF; CID

Score

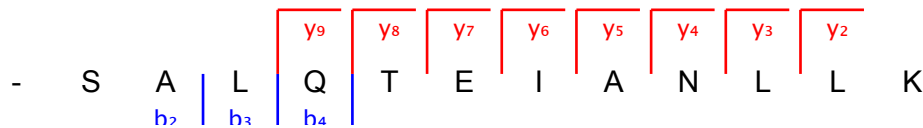
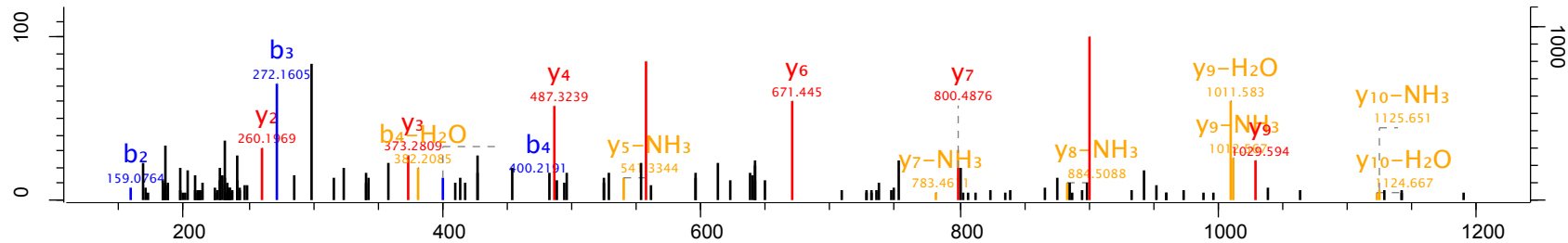
64.12

m/z

650.88

Gene names

Fos



Raw file

Scan

Method

Score

m/z

Gene names

20150402_CerP14_Frac13_top_opt_C1_01_1822

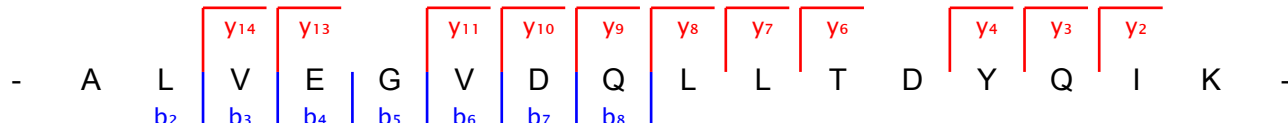
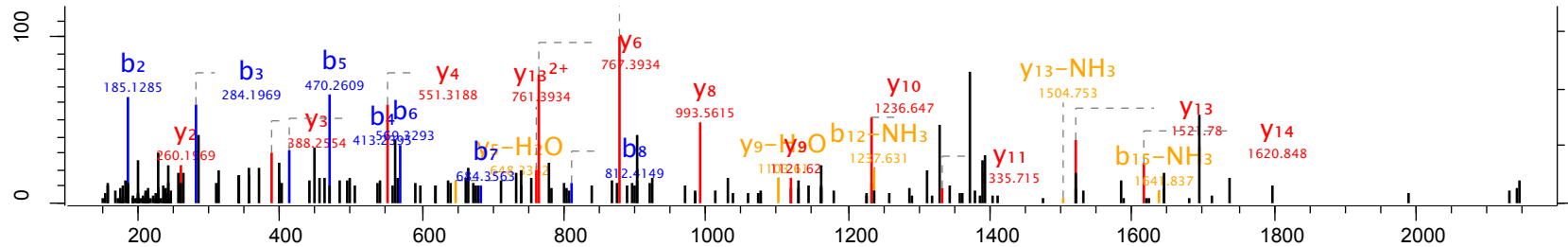
53313

TOF; CID

82.59

903.49

C5



Raw file

Scan

Method

Score

m/z

Gene names

20150402_CerP14_Frac13_top_opt_C1_01_1822

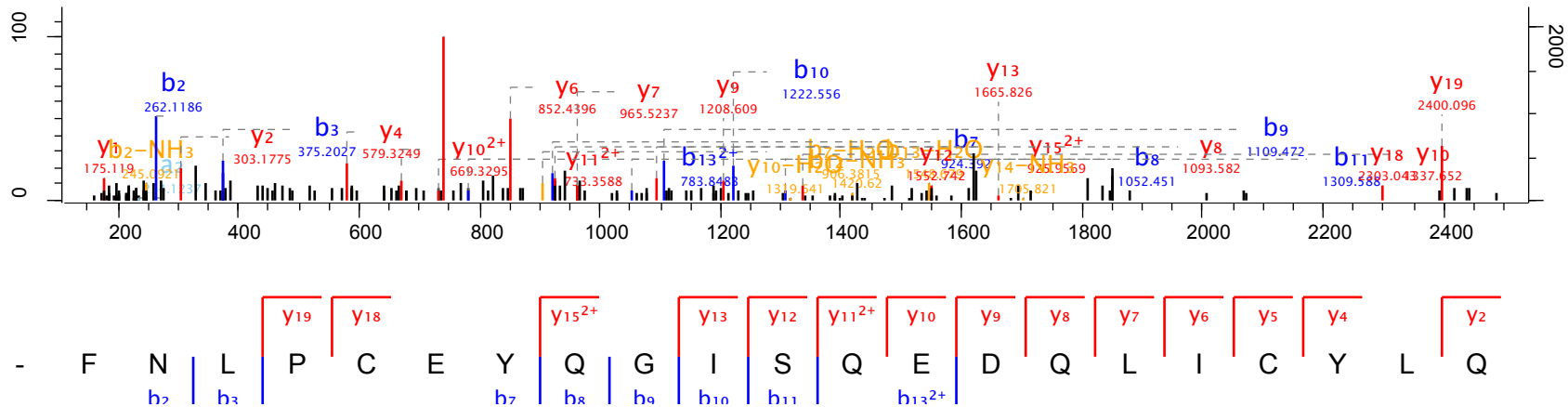
54847

TOF; CID

81.88

925.77

Hyls1



Raw file

Scan

Method

Score

m/z

Gene names

20150402_CerP14_Frac13_top_opt_C1_01_1822

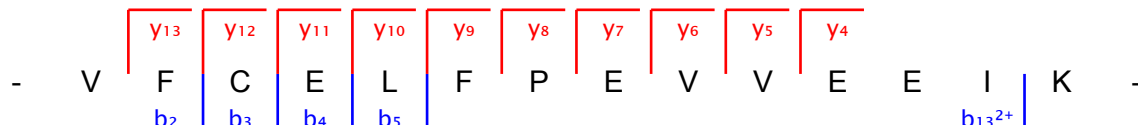
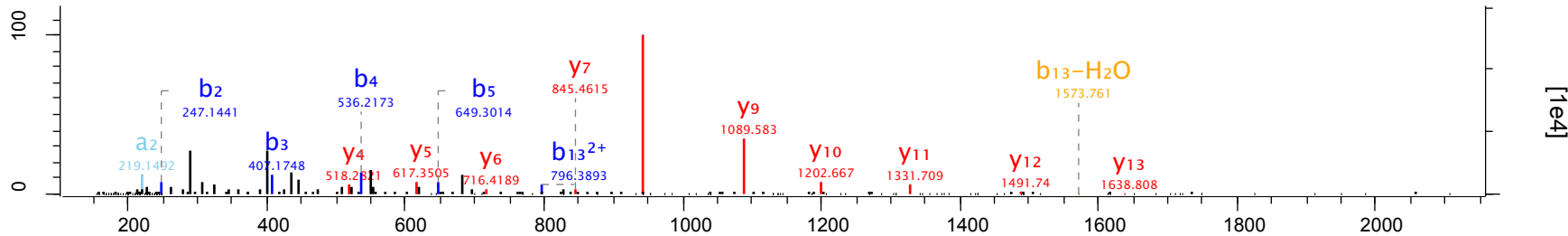
56066

TOF; CID

84.75

869.45

Ube2j2



Raw file

20150402_CerP14_Frac13_top_opt_C1_01_1822

Scan

56838

Method

TOF; CID

Score

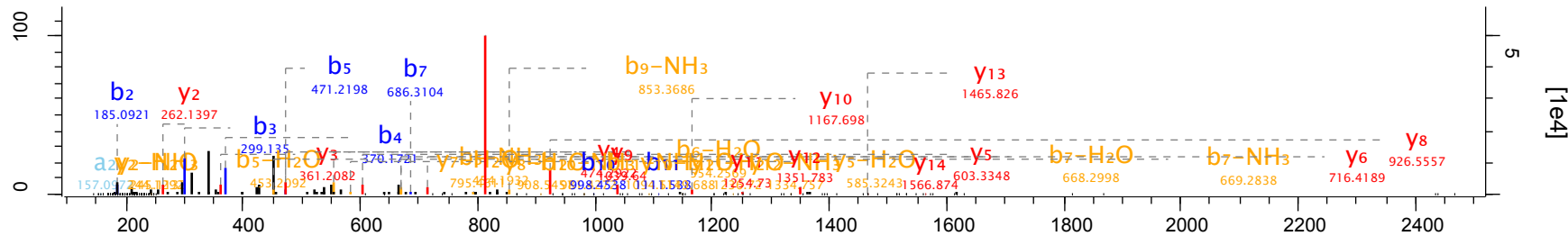
90.94

m/z

680.04

Gene names

Lsm5



ac

-

A

A

N

A

T

T

N

P

S

Q

L

L

P

L

E

L

V

D

K

-

b2

b3

b4

b5

b7

b10

b11

y14

y13

y12

y11

y10

y9

y8

y7

y6

y5

y4

y3

y2

Raw file

Scan

Method

Score

m/z

Gene names

20150402_CerP14_Frac14_top_opt_C2_01_1823

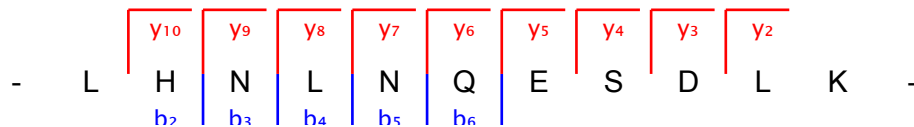
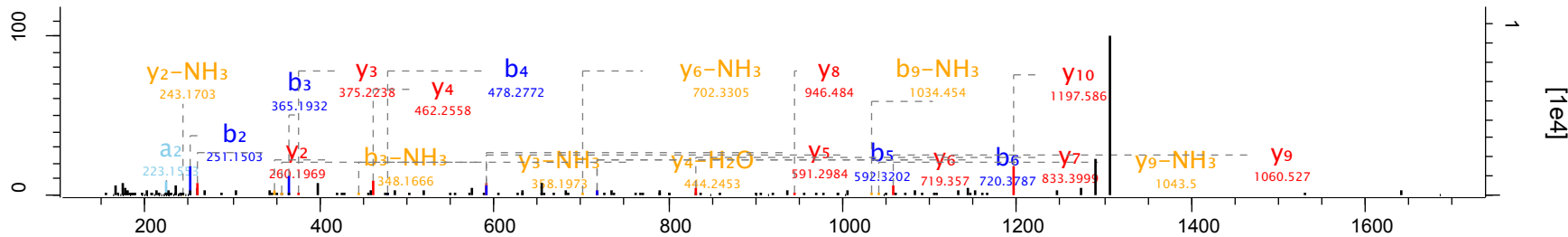
10490

TOF; CID

100.93

655.84

Fyb



Raw file

Scan

Method

Score

m/z

Gene names

20150402_CerP14_Frac14_top_opt_C2_01_1823

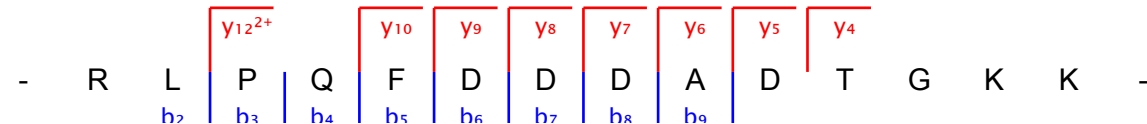
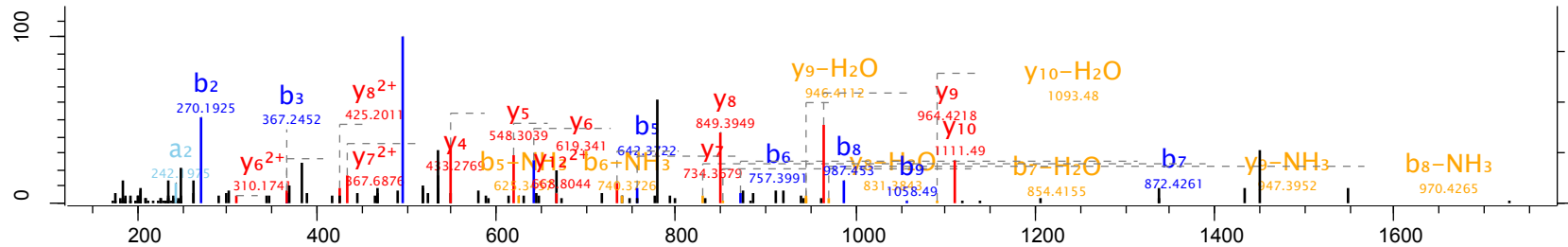
14275

TOF; CID

95.85

535.94

Znhit1



Raw file

20150402_CerP14_Frac14_top_opt_C2_01_1823

Scan

20889

Method

TOF; CID

Score

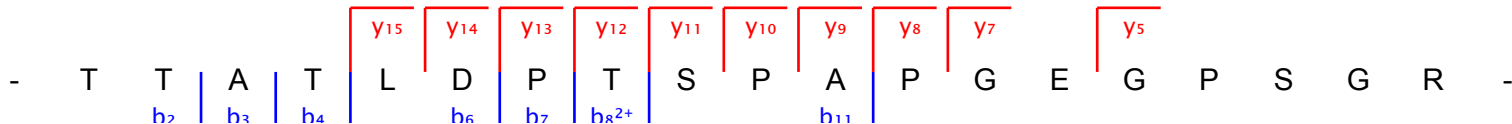
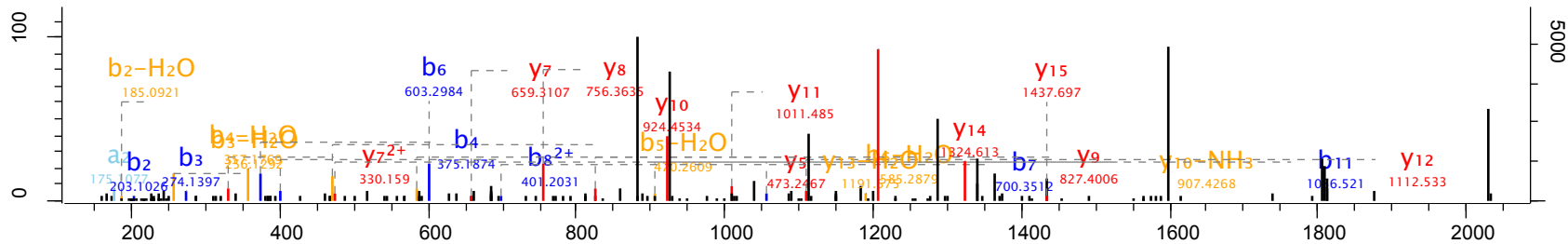
79.49

m/z

906.45

Gene names

Tfpt



Raw file

20150402_CerP14_Frac14_top_opt_C2_01_1823

Scan

24574

Method

TOF; CID

Score

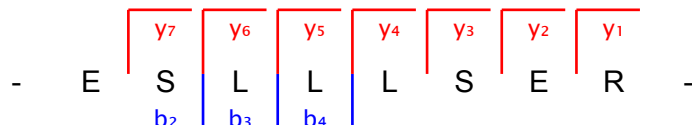
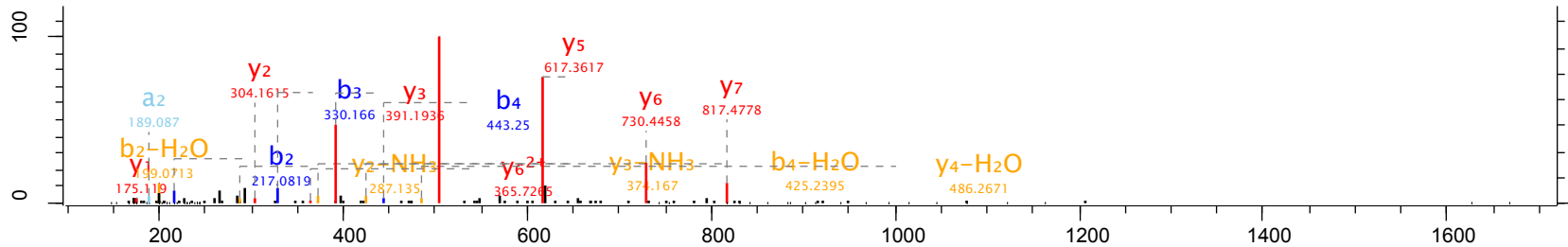
106.42

m/z

473.77

Gene names

Cd320



Raw file

Scan

Method

Score

m/z

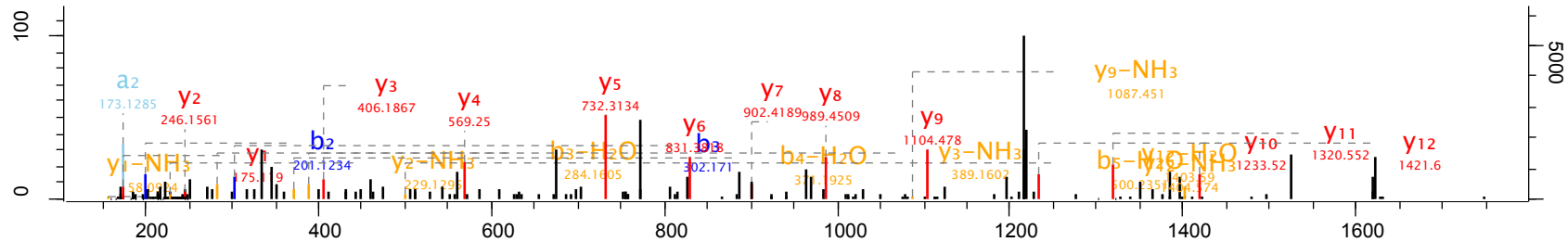
20150402_CerP14_Frac14_top_opt_C2_01_1823

24718

TOF; CID

63.73

811.37



- S L T S E D S A V Y Y C A R -

Fragmentation mapping (red lines):

- y₁₂ (1421.6) from T
- y₁₁ (1320.552) from S
- y₁₀ (1323.52) from E
- y₉ (569.25) from D
- y₈ (732.3134) from S
- y₇ (831.3913) from A
- y₆ (831.3913) from V
- y₅ (732.3134) from Y
- y₄ (569.25) from Y
- y₃ (406.1867) from C
- y₂ (246.1561) from A
- y₁ (275.1119) from R

Fragmentation mapping (blue lines):

- b₂ (201.1234) from L
- b₃ (284.1605) from T

Raw file

Scan

Method

Score

m/z

Gene names

20150402_CerP14_Frac14_top_opt_C2_01_1823

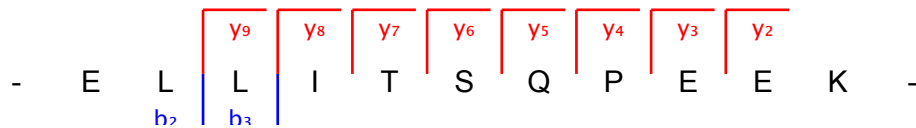
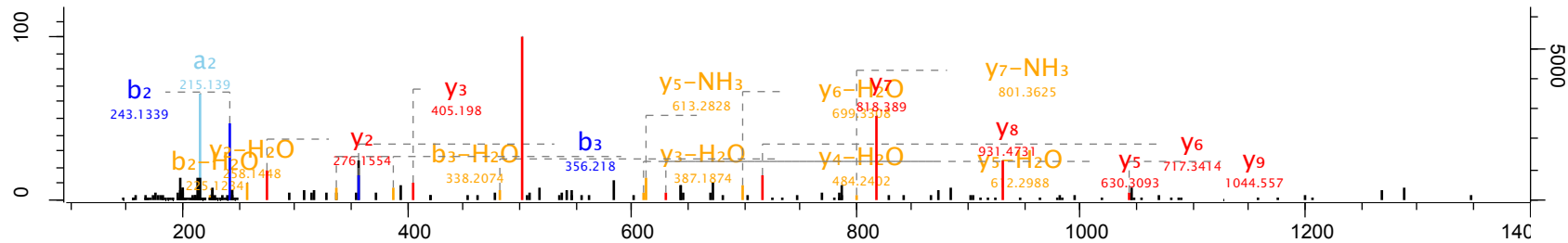
24764

TOF; CID

91.31

644.85

Pgap2



Raw file

Scan

Method

Score

m/z

Gene names

20150402_CerP14_Frac14_top_opt_C2_01_1823

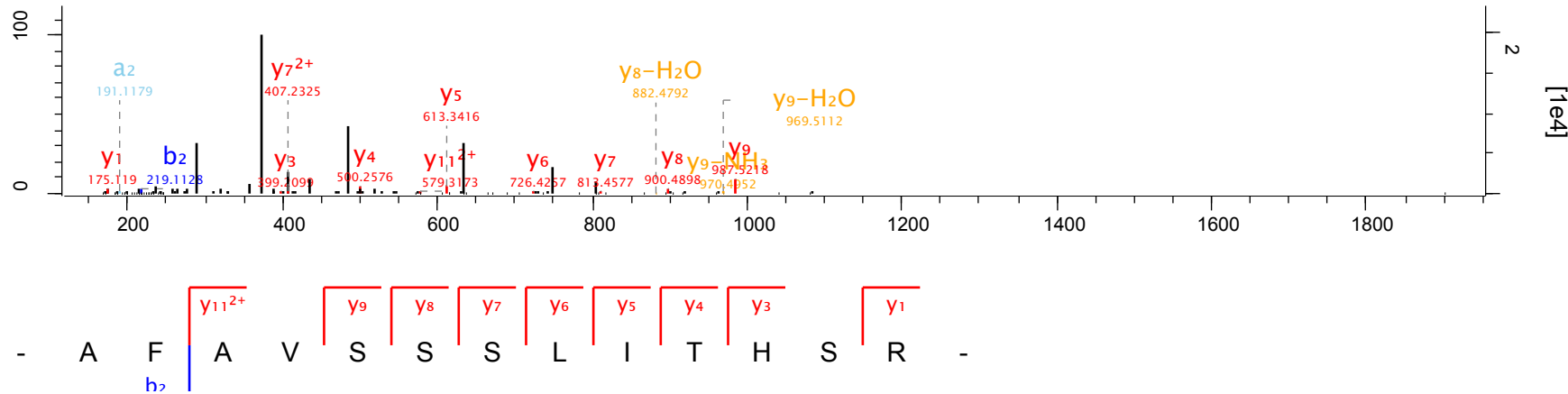
27268

TOF; CID

43.34

459.25

Mynn



Raw file

20150402_CerP14_Frac14_top_opt_C2_01_1823

Scan

30980

Method

TOF; CID

Score

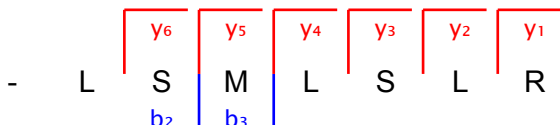
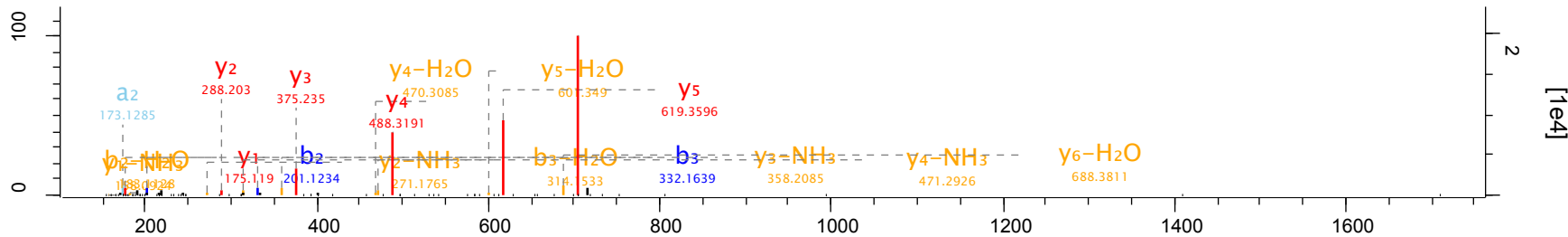
130.77

m/z

410.24

Gene names

Gm10647



Raw file

Scan

Method

Score

m/z

Gene names

20150402_CerP14_Frac14_top_opt_C2_01_1823

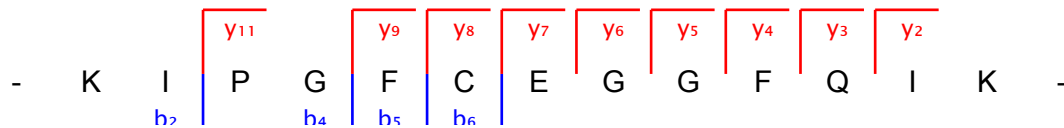
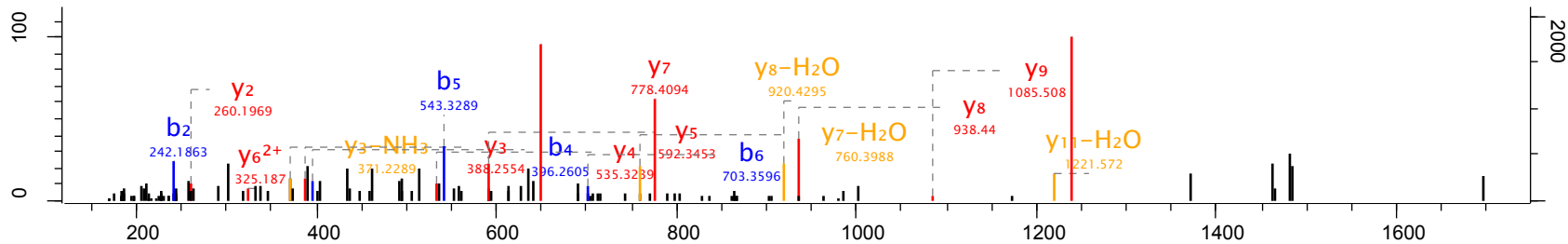
33166

TOF; CID

79.09

494.26

Serinc3



Raw file

20150402_CerP14_Frac14_top_opt_C2_01_1823

Scan

35799

Method

TOF; CID

Score

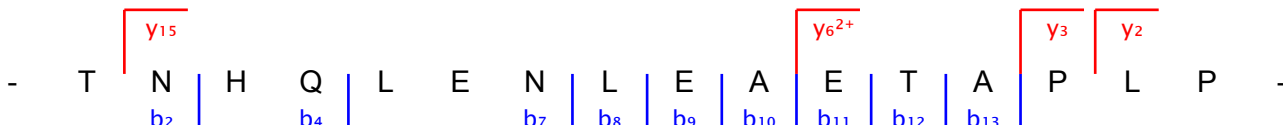
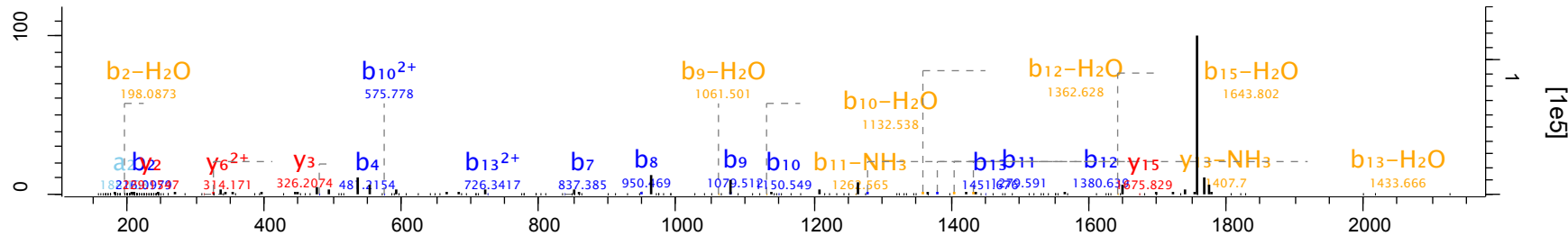
44.55

m/z

888.95

Gene names

Oprm1



Raw file

20150402_CerP14_Frac14_top_opt_C2_01_1823

Scan

36293

Method

TOF; CID

Score

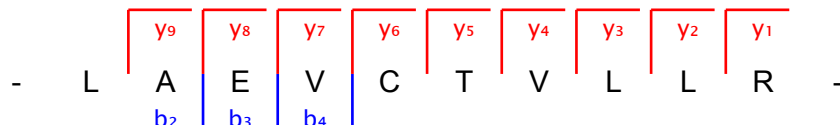
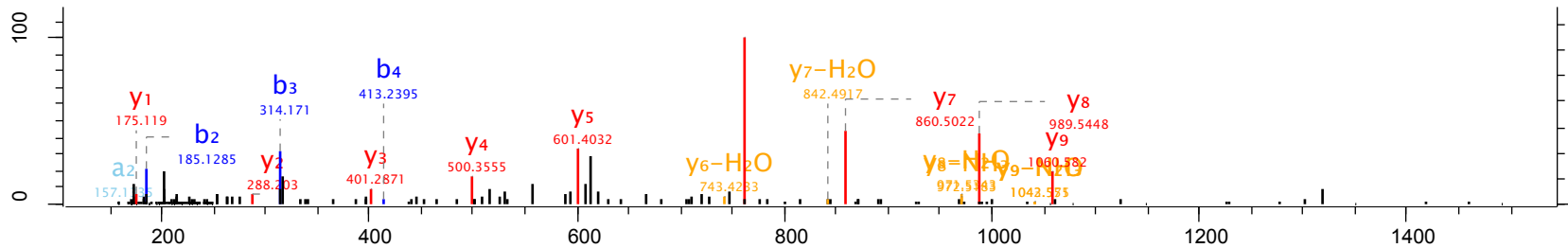
90.83

m/z

587.84

Gene names

Bok



Raw file

Scan

Method

Score

m/z

Gene names

20150402_CerP14_Frac14_top_opt_C2_01_1823

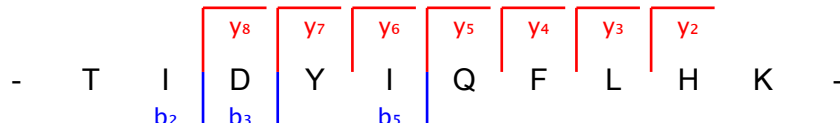
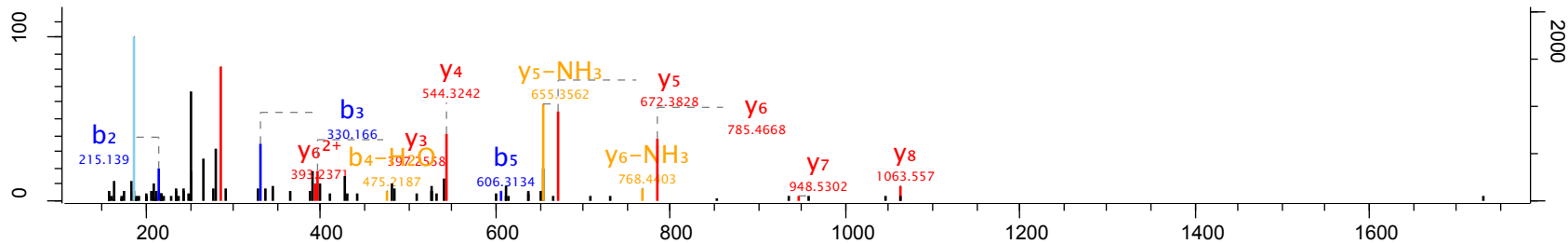
37535

TOF; CID

79.15

426.57

Mlx



Raw file

Scan

Method

Score

m/z

Gene names

20150402_CerP14_Frac14_top_opt_C2_01_1823

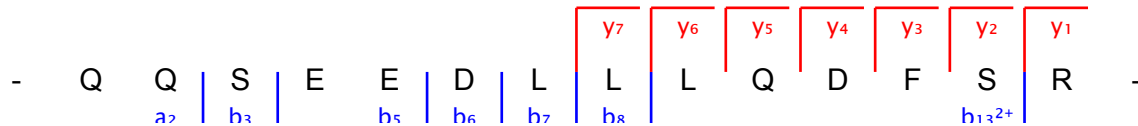
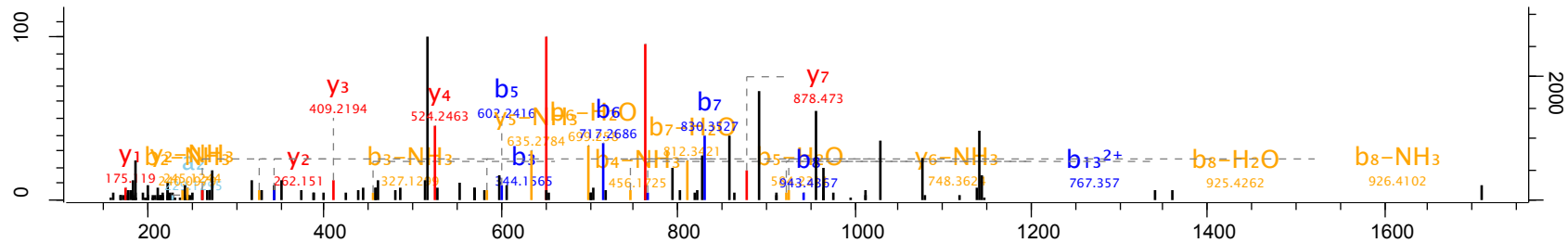
43247

TOF; CID

55.53

569.95

Ssr3



Raw file

20150402_CerP14_Frac14_top_opt_C2_01_1823

Scan

49050

Method

TOF; CID

Score

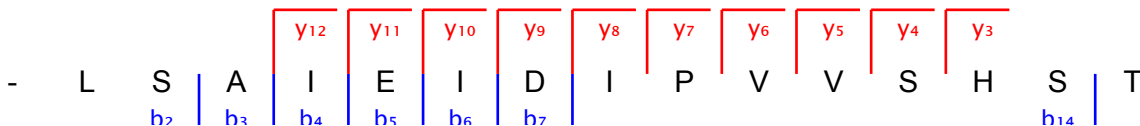
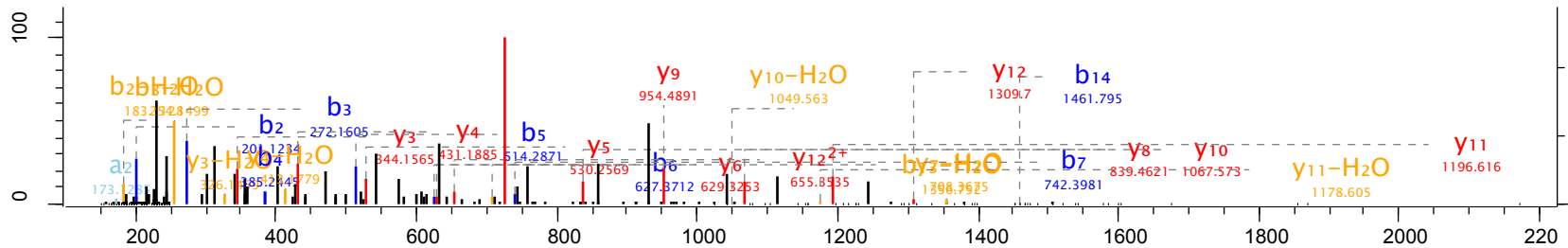
112.08

m/z

790.93

Gene names

Cldn12



Raw file

20150402_CerP14_Frac14_top_opt_C2_01_1823

Scan

Method

Score

m/z

Gene names

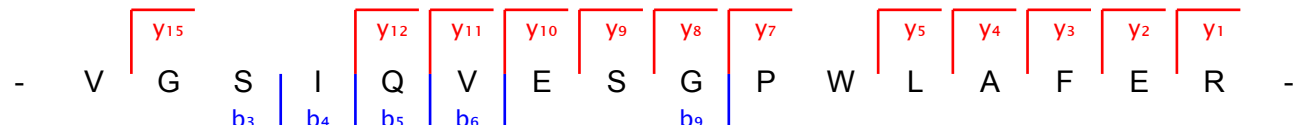
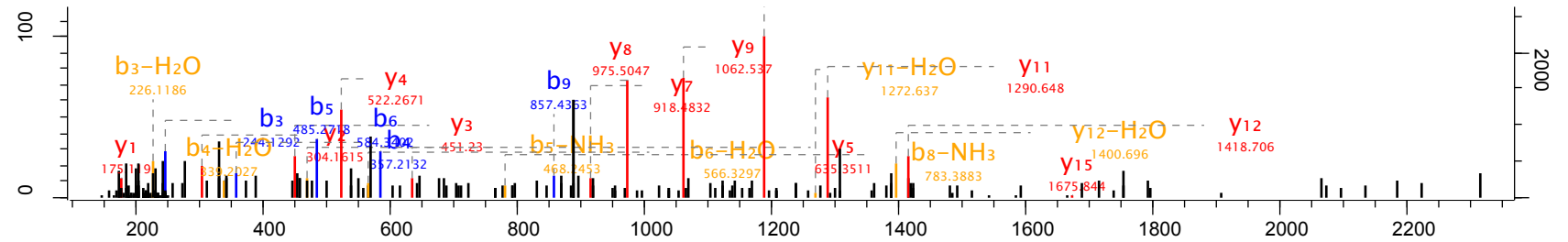
49382

TOF; CID

77.22

888.46

Crybb3



Raw file

Scan

Method

Score

m/z

Gene names

20150402_CerP14_Frac14_top_opt_C2_01_1823

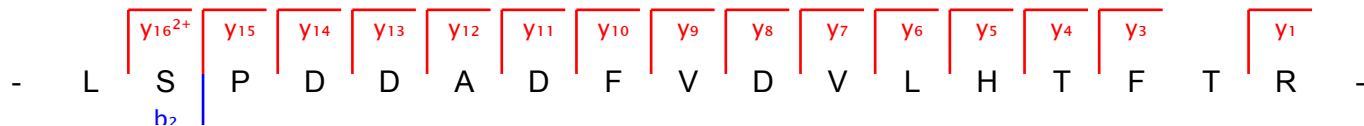
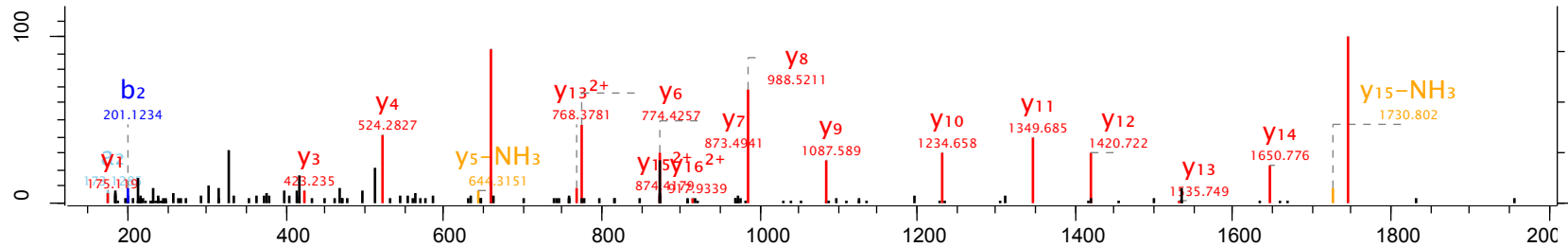
53989

TOF; CID

93.23

650.32

Lpl



Raw file

Scan

Method

Score

m/z

Gene names

20150402_CerP14_Frac15_top_opt_C3_01_1824

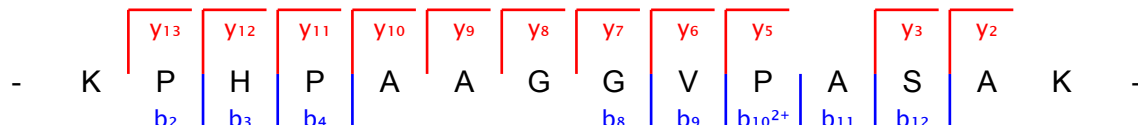
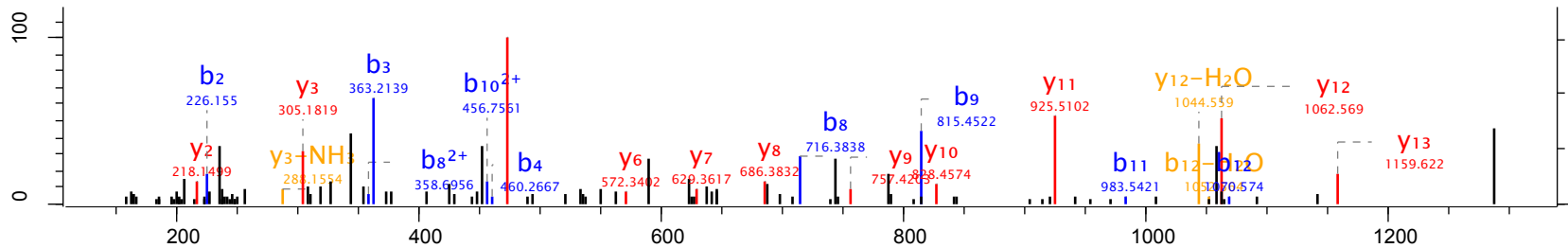
3667

TOF; CID

80.1

644.37

Adra2b



Raw file

20150402_CerP14_Frac15_top_opt_C3_01_1824

Scan

8765

Method

TOF; CID

Score

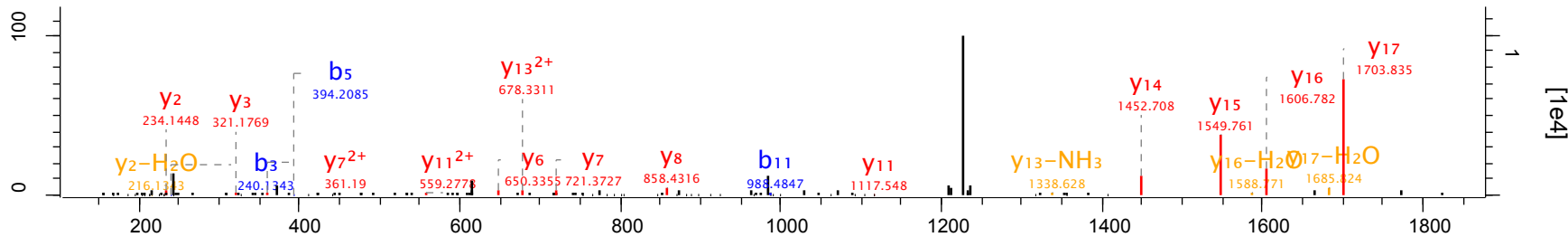
48.38

m/z

616.31

Gene names

Asnsd1



Raw file

Scan

Method

Score

m/z

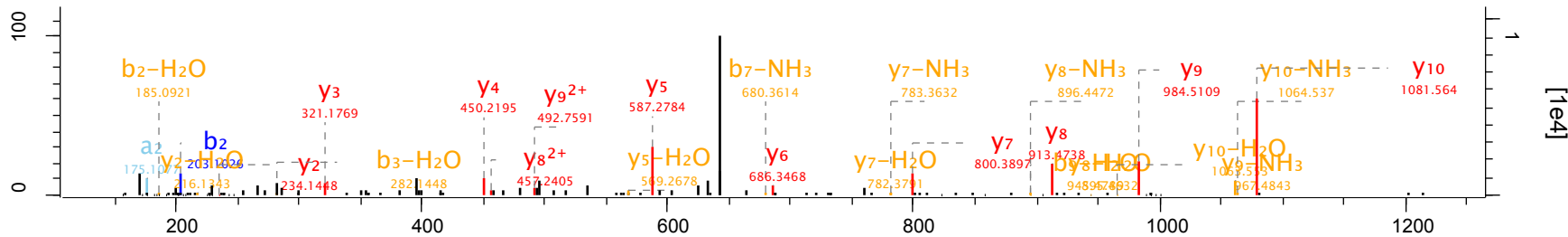
20150402_CerP14_Frac15_top_opt_C3_01_1824

9956

TOF; CID

73.08

642.34



- T T P A L N V H E S S K -

b₂

y₁₀ y₉ y₈ y₇ y₆ y₅ y₄ y₃ y₂

Raw file

Scan

Method

Score

m/z

Gene names

20150402_CerP14_Frac15_top_opt_C3_01_1824

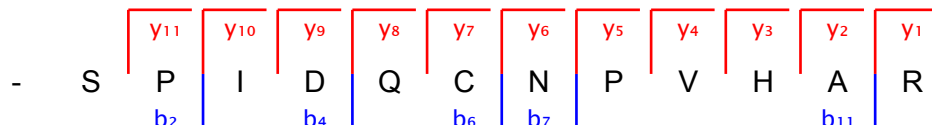
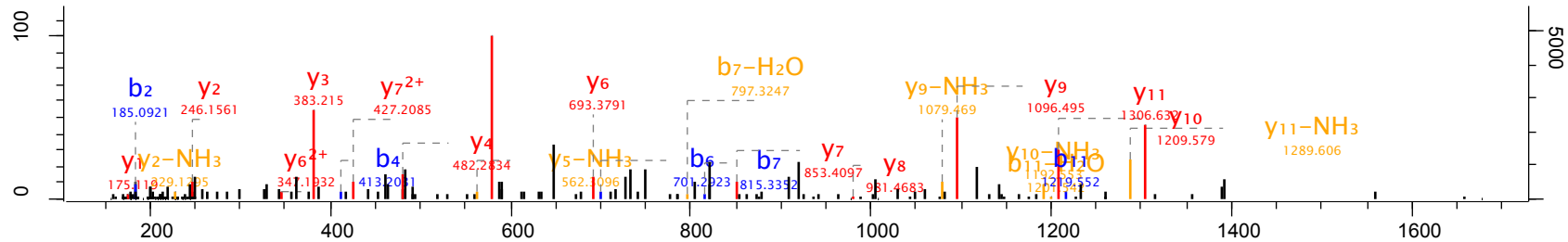
13265

TOF; CID

86.29

465.23

Cnih3



Raw file

Scan

Method

Score

m/z

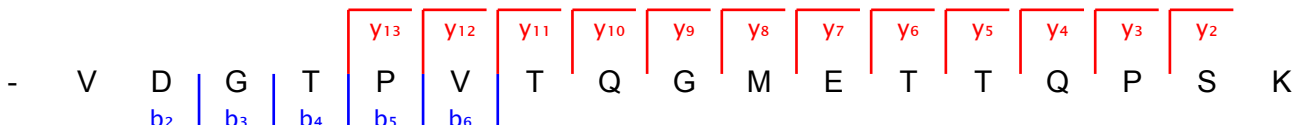
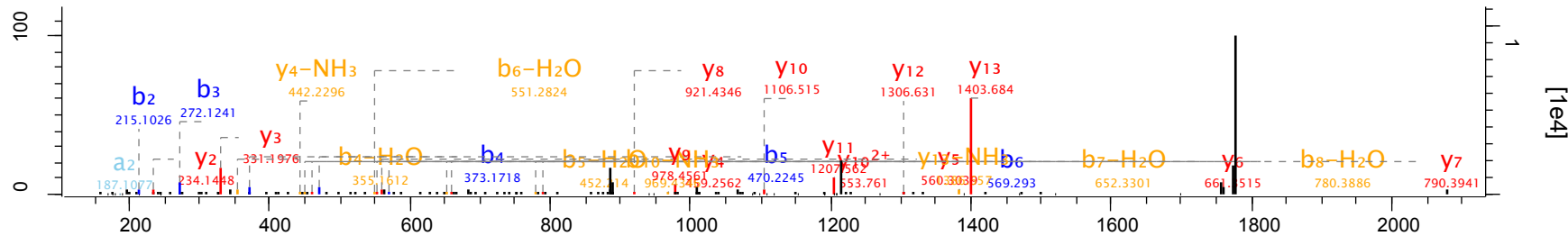
20150402_CerP14_Frac15_top_opt_C3_01_1824

18657

TOF; CID

75.55

888.43



Raw file

20150402_CerP14_Frac15_top_opt_C3_01_1824

Scan

24477

Method

TOF; CID

Score

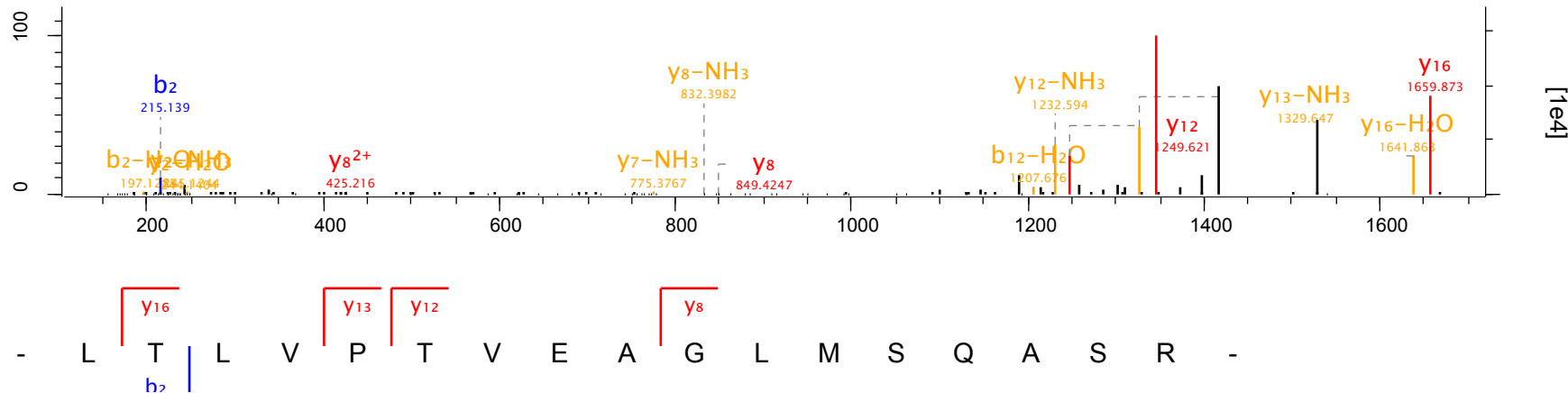
37.18

m/z

444.25

Gene names

Midn



Raw file

Scan

Method

Score

m/z

Gene names

20150402_CerP14_Frac15_top_opt_C3_01_1824

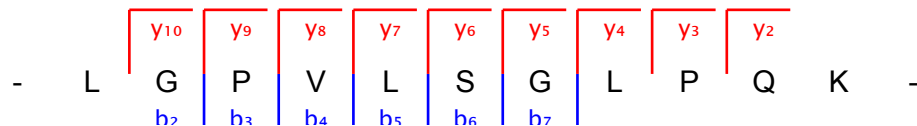
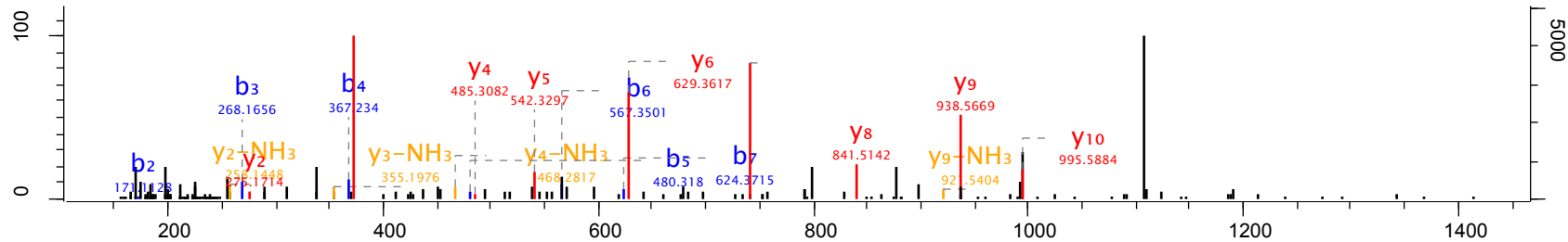
30261

TOF; CID

84.51

554.84

Fbrs



Raw file

Scan

Method

Score

m/z

Gene names

20150402_CerP14_Frac15_top_opt_C3_01_1824

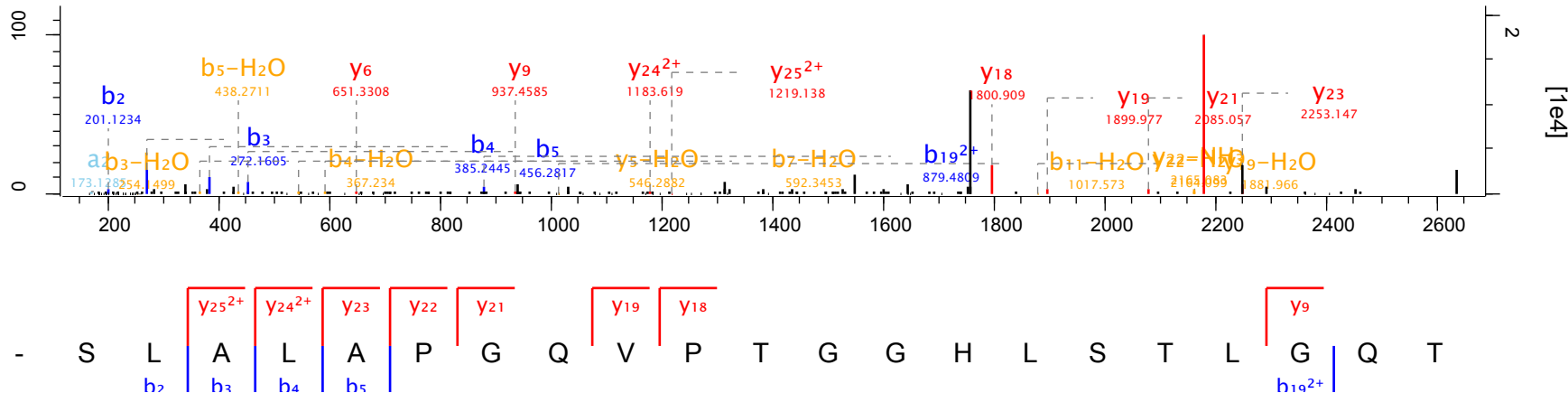
32029

TOF; CID

62.78

880.14

Snapc4



Raw file

20150402_CerP14_Frac15_top_opt_C3_01_1824

Scan

34980

Method

TOF; CID

Score

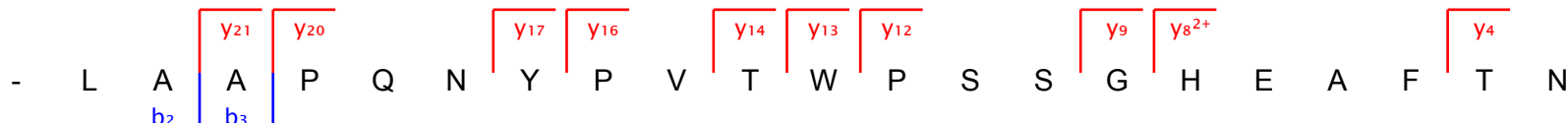
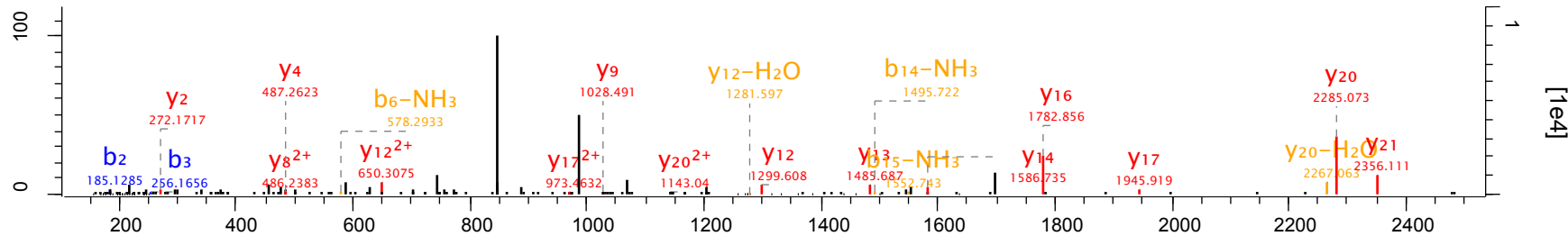
34.72

m/z

847.76

Gene names

Fam163a



Raw file

20150402_CerP14_Frac15_top_opt_C3_01_1824

Scan

38550

Method

TOF; CID

Score

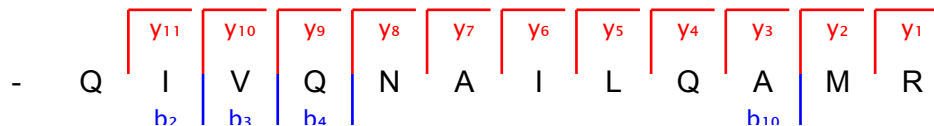
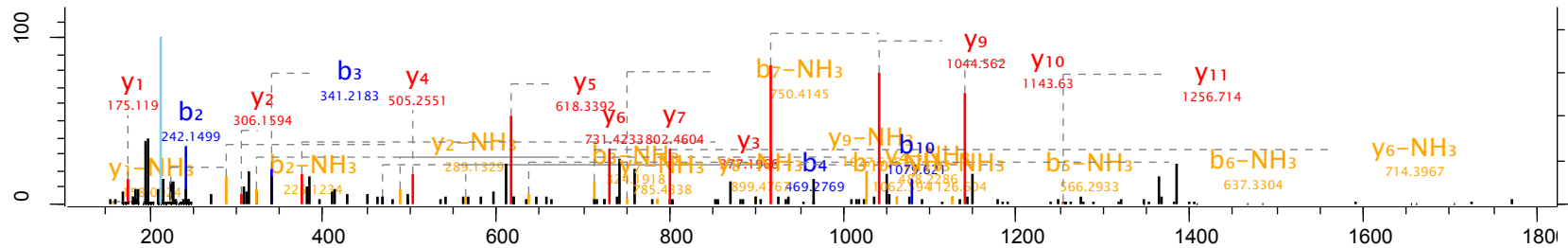
117.25

m/z

692.89

Gene names

A330050F15Rik



Raw file

20150402_CerP14_Frac15_top_opt_C3_01_1824

Scan

44679

Method

TOF; CID

Score

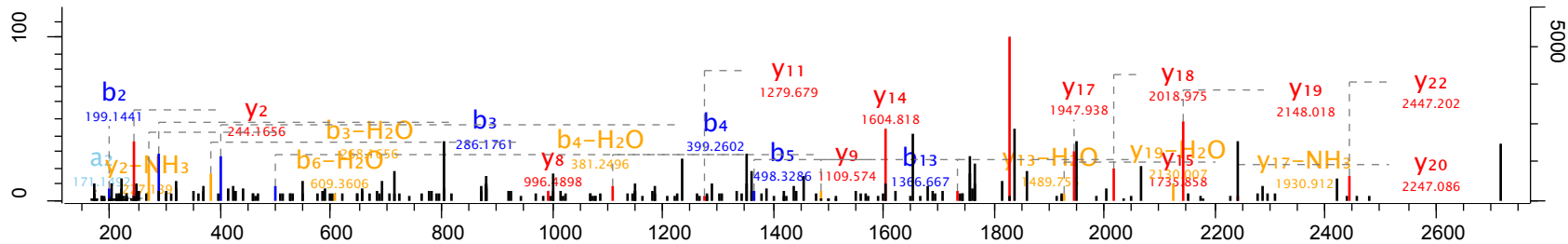
50.78

m/z

882.46

Gene names

Gpr22



- V V S I V E A D P M P N N A V I H N S W I

b₂ b₃ b₄ b₅ b₁₃ y₂₂ y₂₀ y₁₉ y₁₈ y₁₇ y₁₆ y₁₅ y₁₄ y₁₁ y₉ y₈

Raw file

20150402_CerP14_Frac15_top_opt_C3_01_1824

Scan

54134

Method

TOF; CID

Score

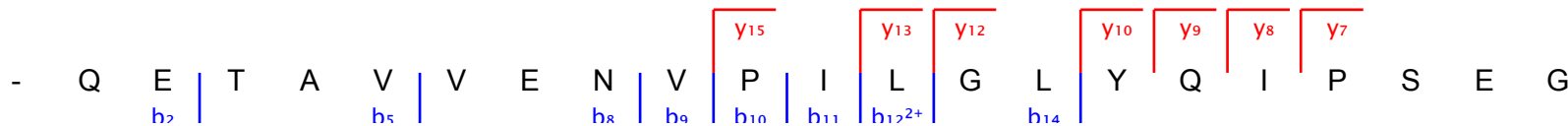
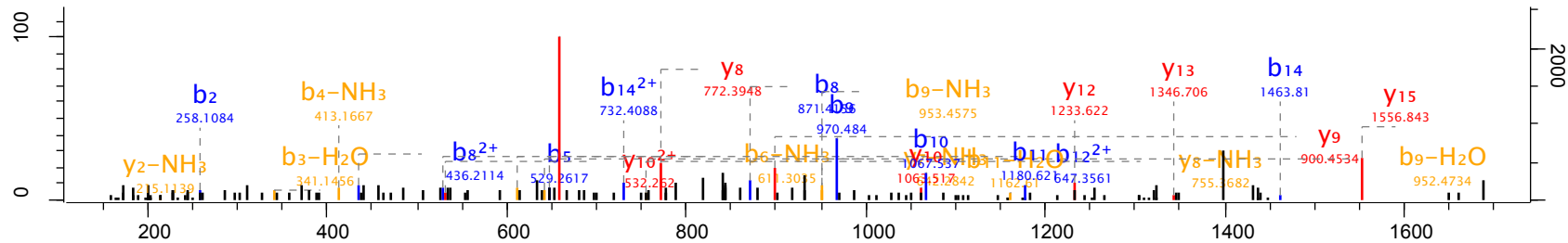
44.68

m/z

843.12

Gene names

Mbps1



Raw file

Scan

Method

Score

m/z

Gene names

20150402_CerP14_Frac15_top_opt_C3_01_1824

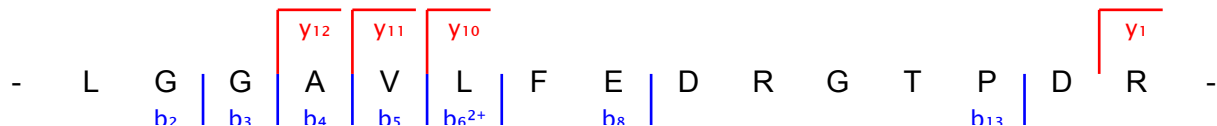
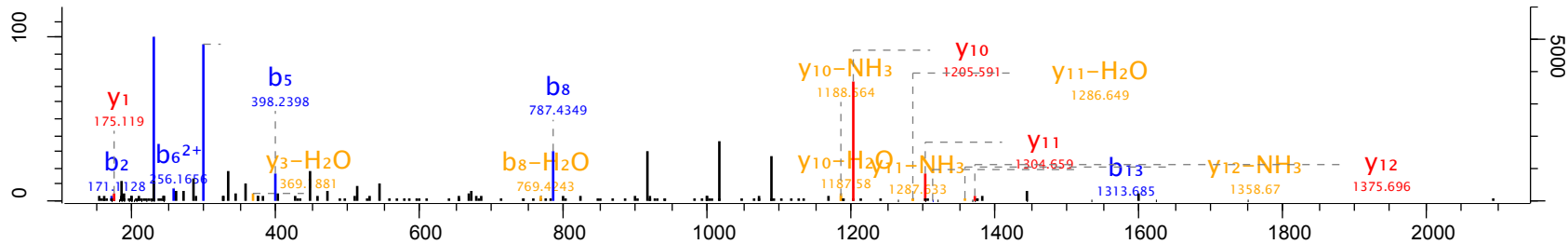
56240

TOF; CID

61.42

801.92

Mkx



Raw file

20150402_CerP14_Frac16_top_opt_C4_01_1825

Scan

11761

Method

TOF; CID

Score

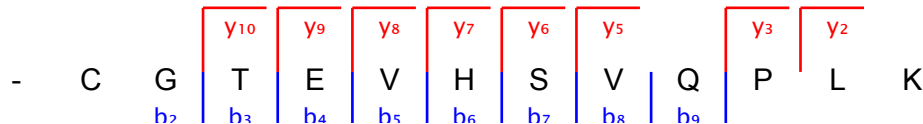
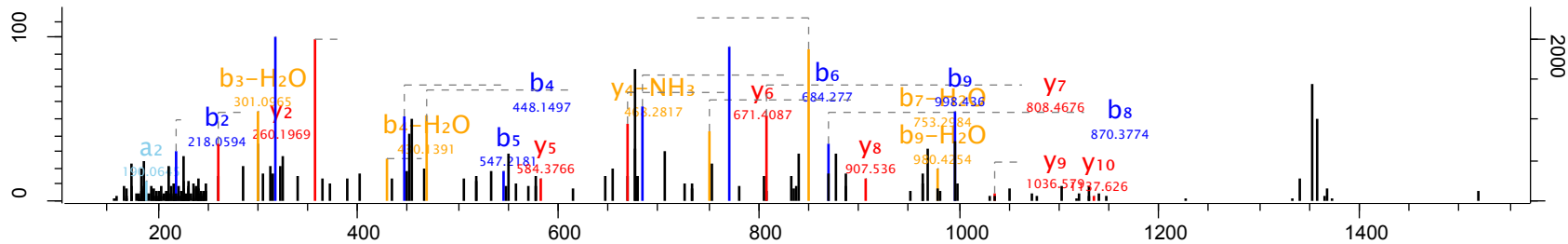
120.57

m/z

677.85

Gene names

Pex2



Raw file

20150402_CerP14_Frac16_top_opt_C4_01_1825

Scan

12418

Method

TOF; CID

Score

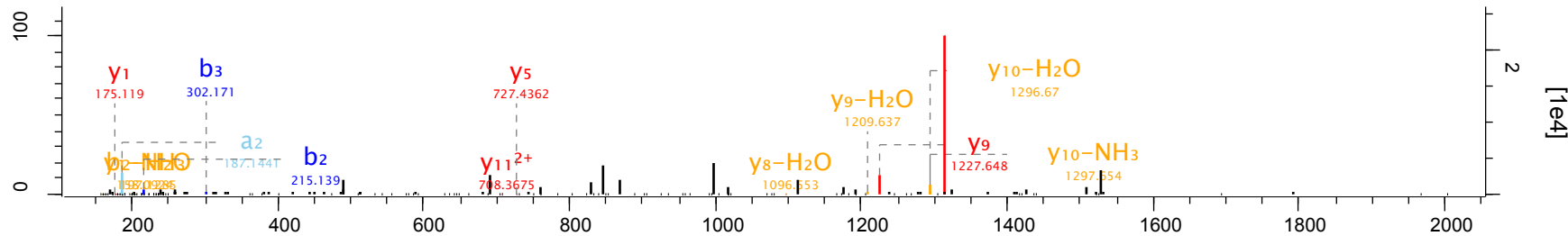
44.54

m/z

510.28

Gene names

Slc5a9



Raw file

20150402_CerP14_Frac16_top_opt_C4_01_1825

Scan

14278

Method

TOF; CID

Score

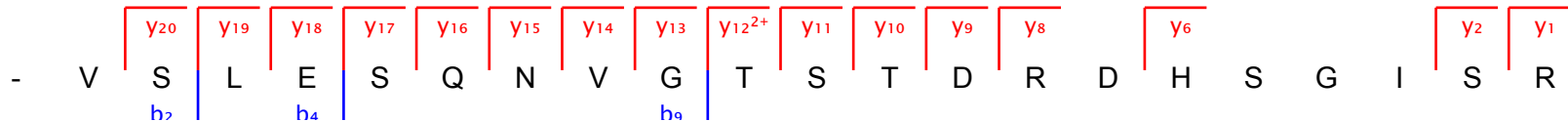
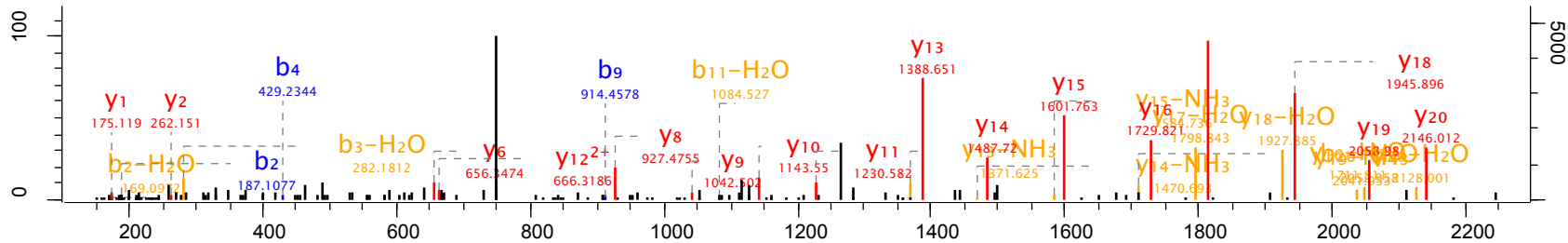
83.4

m/z

749.37

Gene names

Rin3



Raw file

Scan

Method

Score

m/z

Gene names

20150402_CerP14_Frac16_top_opt_C4_01_1825

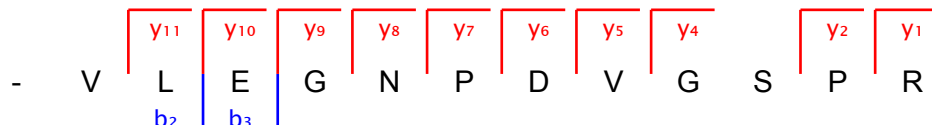
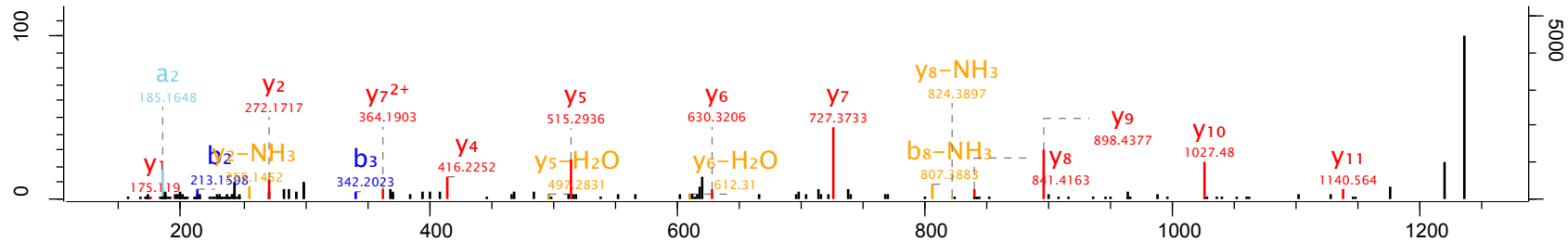
15004

TOF; CID

76.07

620.33

Peli3



Raw file

20150402_CerP14_Frac16_top_opt_C4_01_1825

Scan

17225

Method

TOF; CID

Score

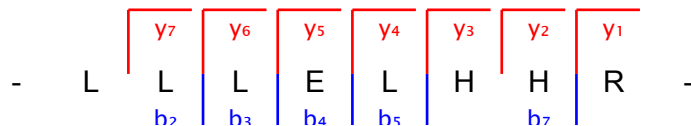
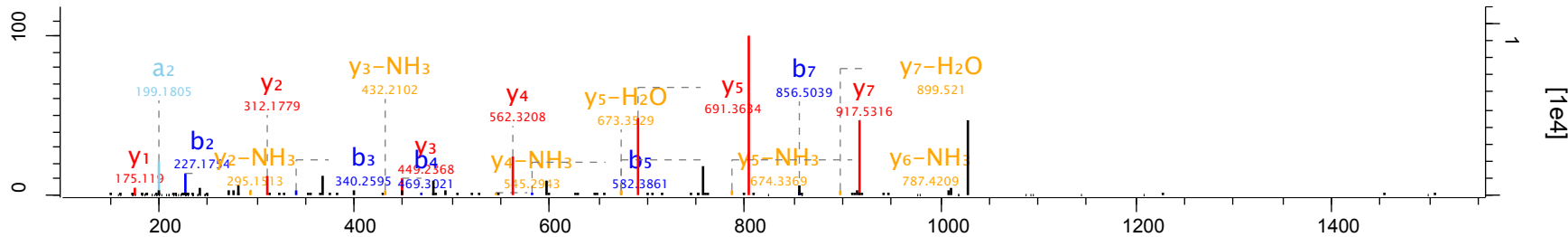
143.89

m/z

515.81

Gene names

Kcne11



Raw file

20150402_CerP14_Frac16_top_opt_C4_01_1825

Scan

17397

Method

TOF; CID

Score

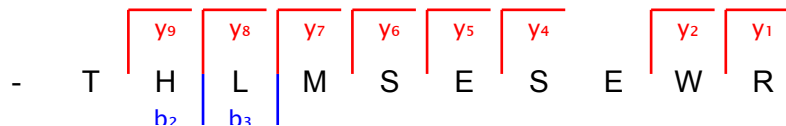
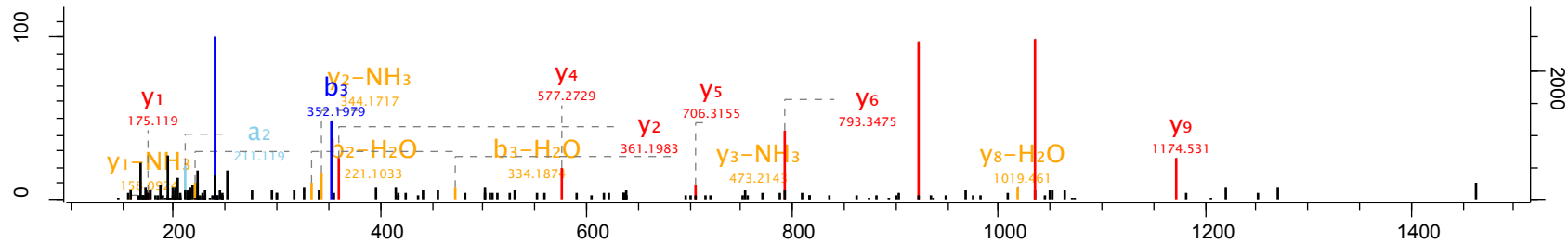
82.42

m/z

638.3

Gene names

Cks1b;Cks1brt



Raw file

Scan

Method

Score

m/z

Gene names

20150402_CerP14_Frac16_top_opt_C4_01_1825

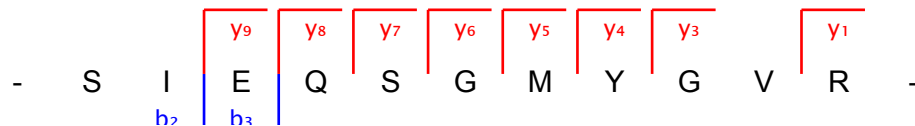
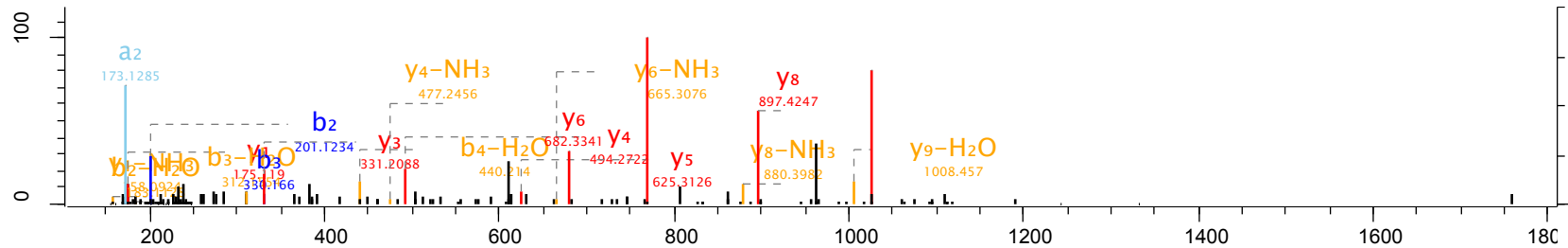
18862

TOF; CID

81.02

613.8

Cebpzos



Raw file

20150402_CerP14_Frac16_top_opt_C4_01_1825

Scan

20577

Method

TOF; CID

Score

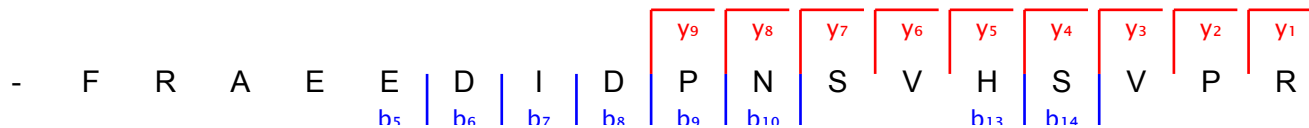
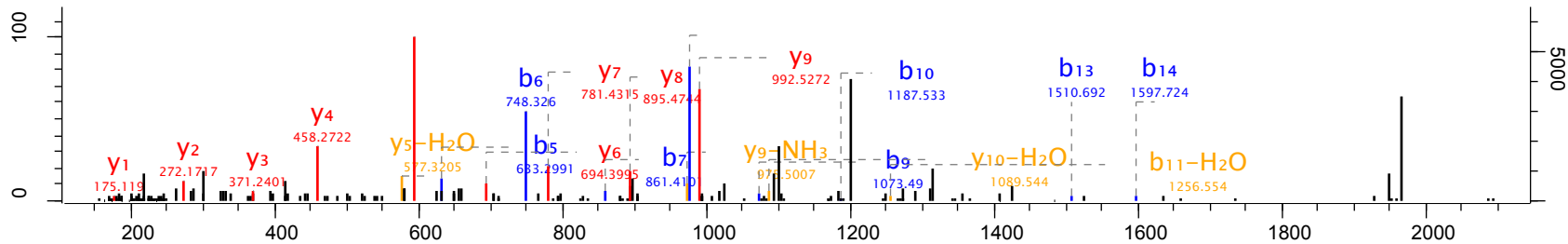
51.57

m/z

657.33

Gene names

Fbln2



Raw file

20150402_CerP14_Frac16_top_opt_C4_01_1825

Scan

22133

Method

TOF; CID

Score

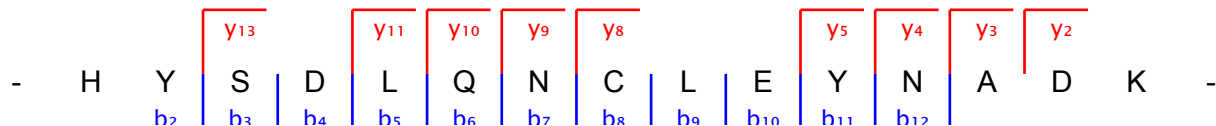
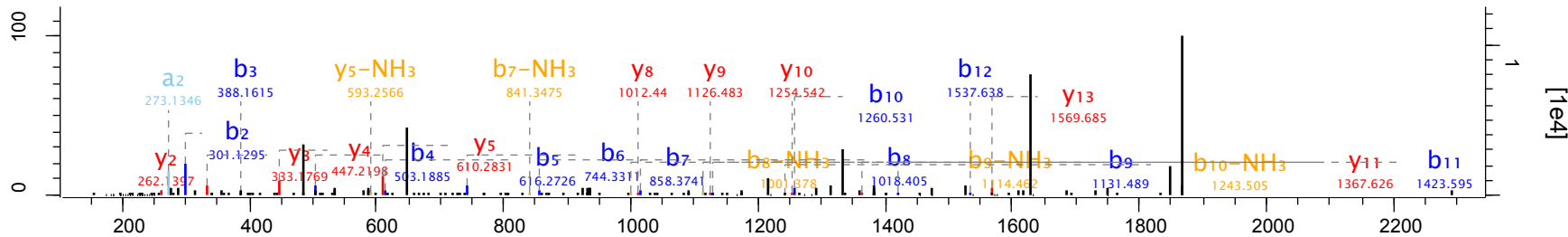
76.15

m/z

935.42

Gene names

Ramp2



Raw file

Scan

Method

Score

m/z

Gene names

20150402_CerP14_Frac16_top_opt_C4_01_1825

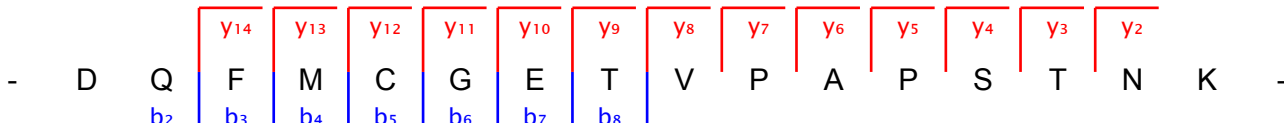
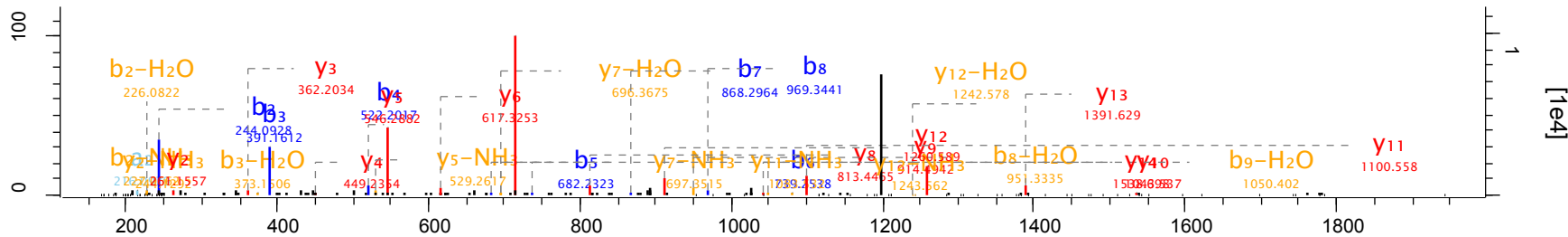
26460

TOF; CID

113.14

891.4

Dph3



Raw file

Scan

Method

Score

m/z

Gene names

20150402_CerP14_Frac16_top_opt_C4_01_1825

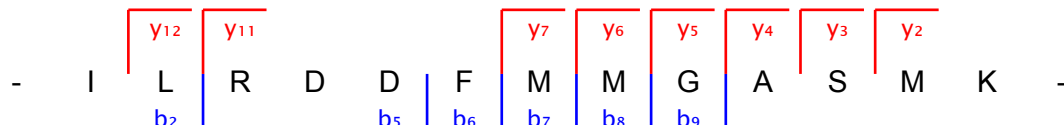
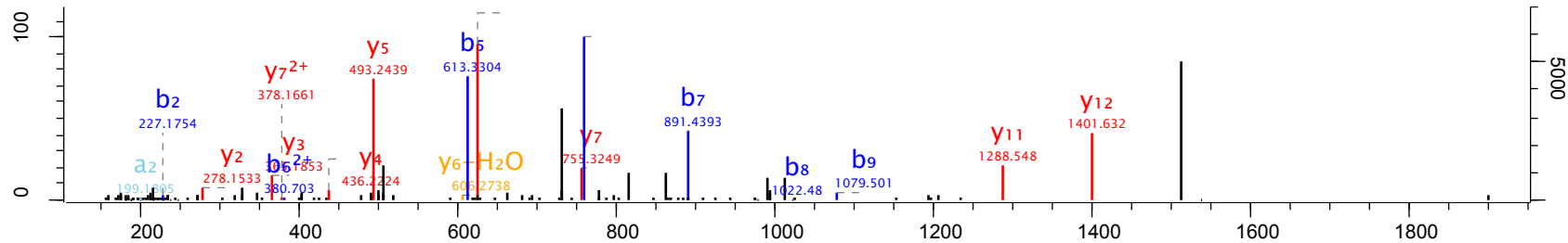
30984

TOF; CID

59.71

505.91

Rrp15



Raw file

Scan

Method

Score

m/z

Gene names

20150402_CerP14_Frac16_top_opt_C4_01_1825

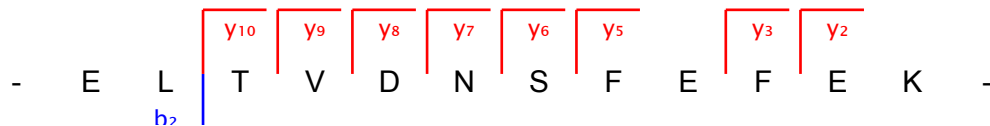
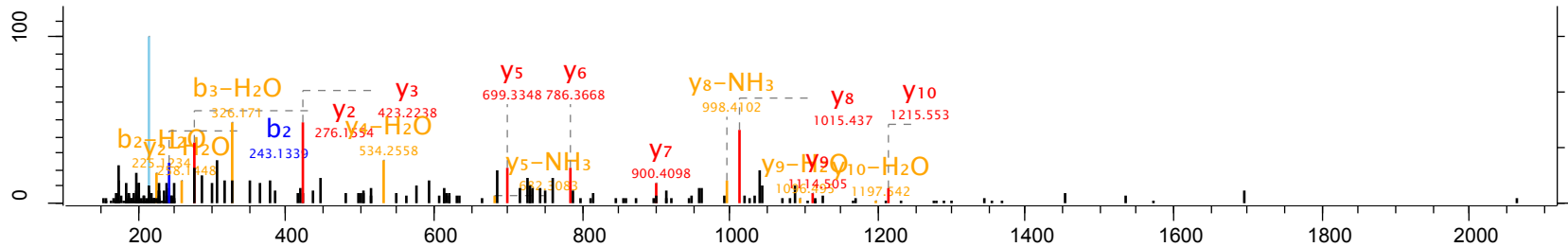
33947

TOF; CID

53.45

729.35

Rsl24d1;Gm20509



Raw file

Scan

Method

Score

m/z

Gene names

20150402_CerP14_Frac16_top_opt_C4_01_1825

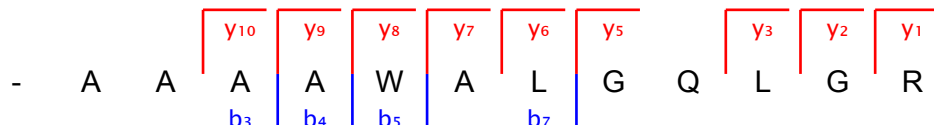
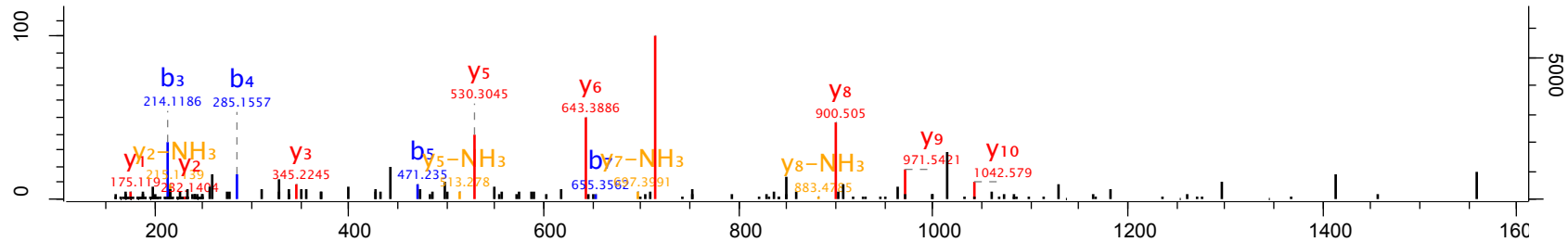
35938

TOF; CID

70.94

592.83

Spag6



Raw file

Scan

Method

Score

m/z

Gene names

20150402_CerP14_Frac16_top_opt_C4_01_1825

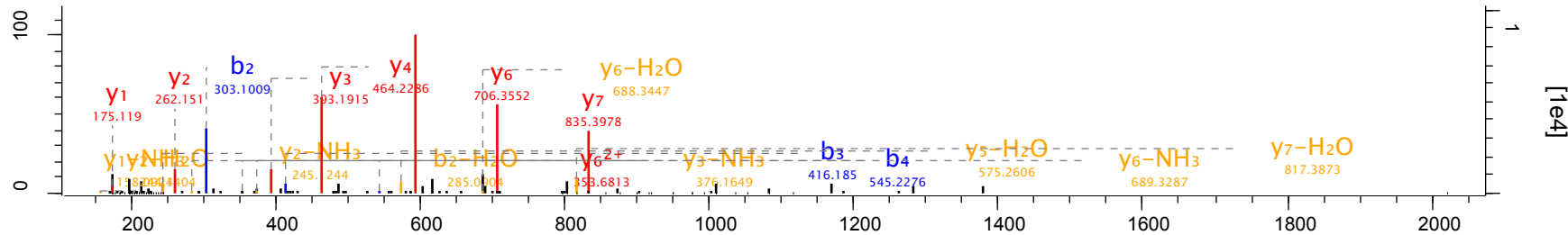
37204

TOF; CID

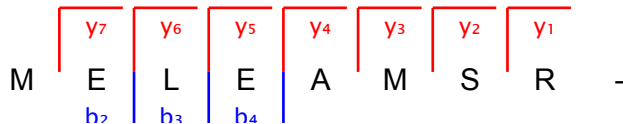
107.69

504.73

Tmem258



ac



Raw file

Scan

Method

Score

m/z

Gene names

20150402_CerP14_Frac16_top_opt_C4_01_1825

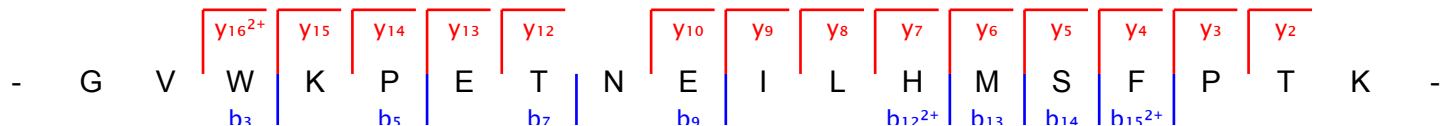
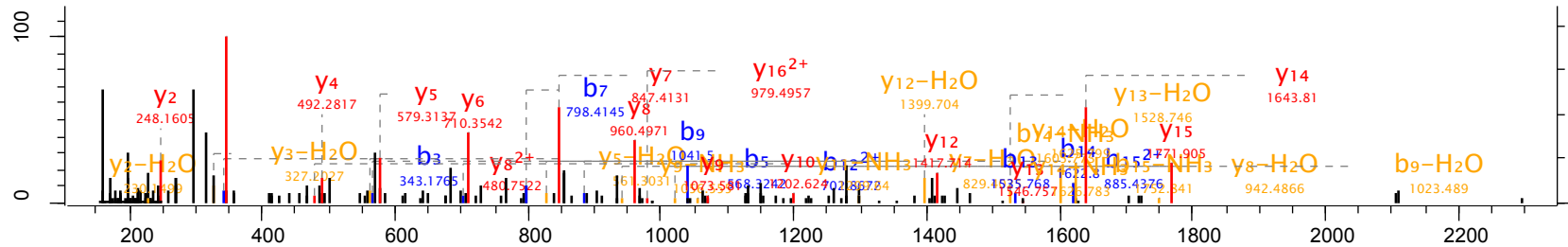
37874

TOF; CID

104.47

705.7

Tmem38a



Raw file

Scan

Method

Score

m/z

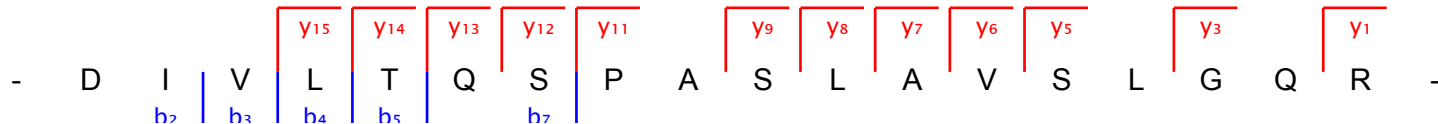
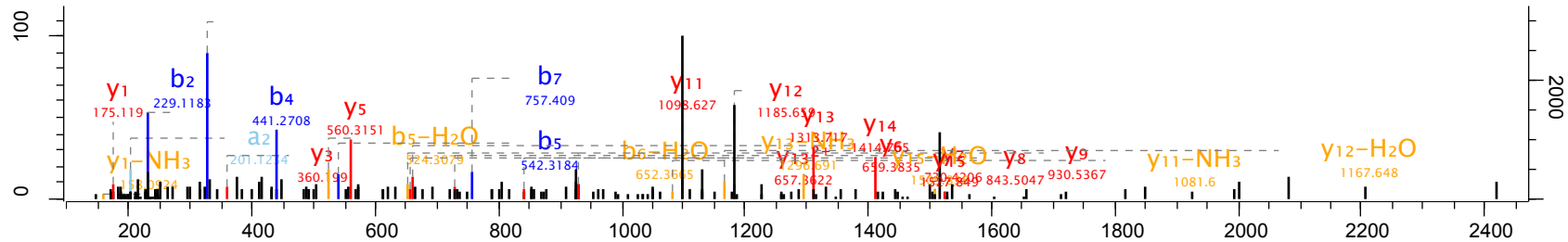
20150402_CerP14_Frac16_top_opt_C4_01_1825

48486

TOF; CID

81.51

928.02



Raw file

Scan

Method

Score

m/z

Gene names

20150402_CerP14_Frac16_top_opt_C4_01_1825

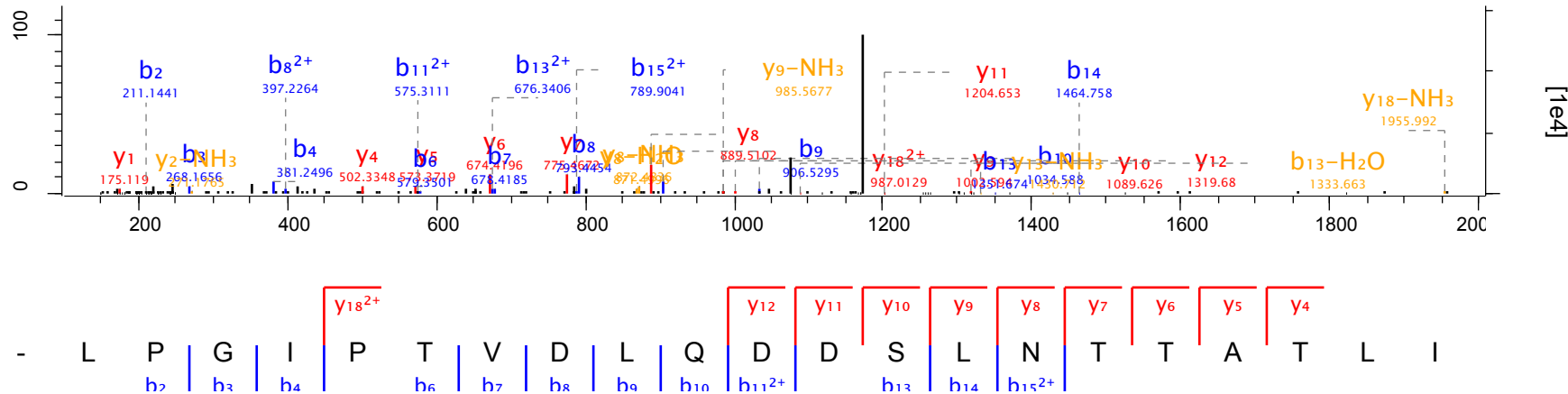
54250

TOF; CID

74.44

785.43

Rbm48



Raw file

Scan

Method

Score

m/z

Gene names

20150402_CerP14_Frac17_top_opt_C5_01_1826

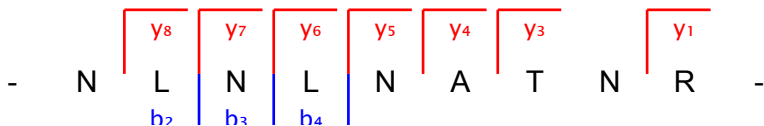
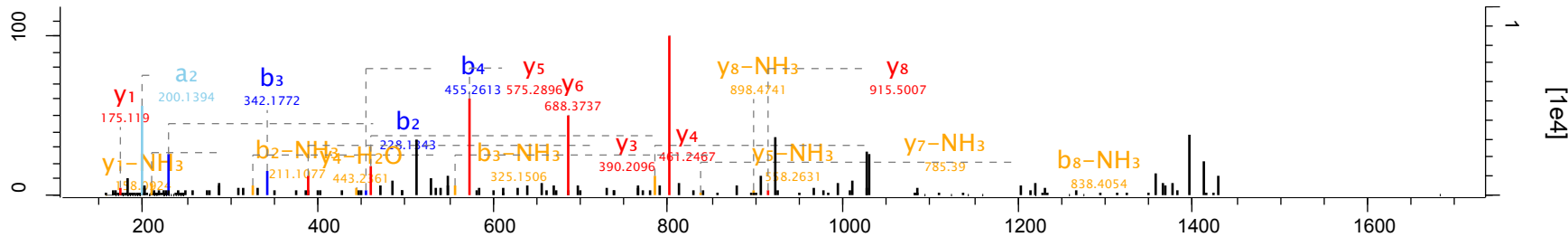
13816

TOF; CID

97.97

515.28

Trhr



Raw file

20150402_CerP14_Frac17_top_opt_C5_01_1826

Scan

14724

Method

TOF; CID

Score

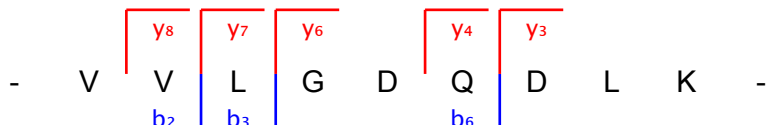
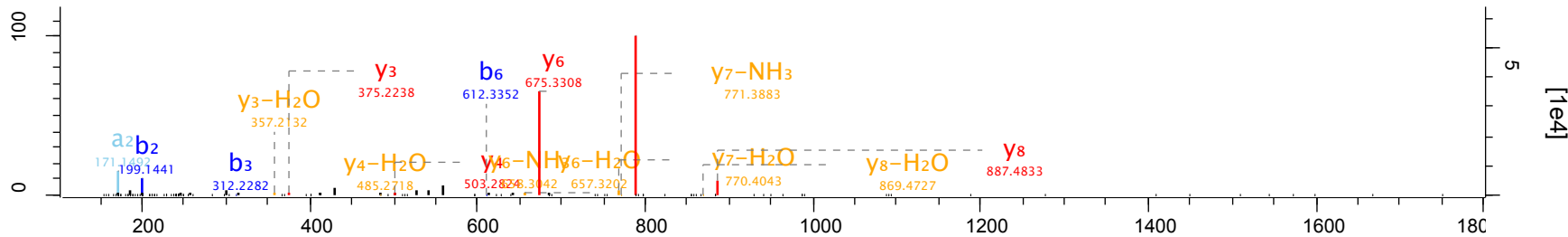
86.14

m/z

493.78

Gene names

Habp2



Raw file

20150402_CerP14_Frac17_top_opt_C5_01_1826

Scan

20093

Method

TOF; CID

Score

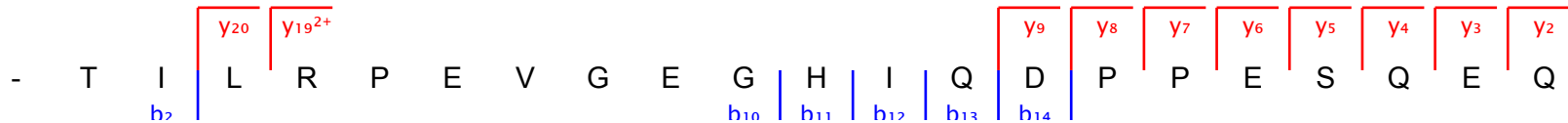
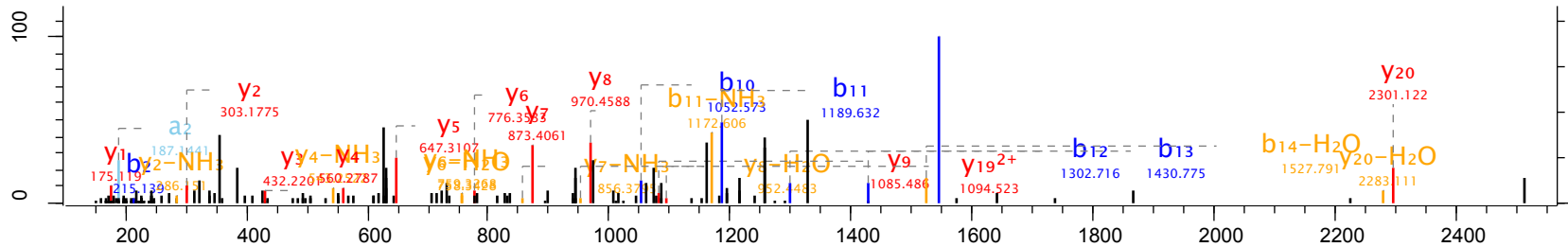
81.57

m/z

629.82

Gene names

Gemin7



Raw file

Scan

Method

Score

m/z

Gene names

20150402_CerP14_Frac17_top_opt_C5_01_1826

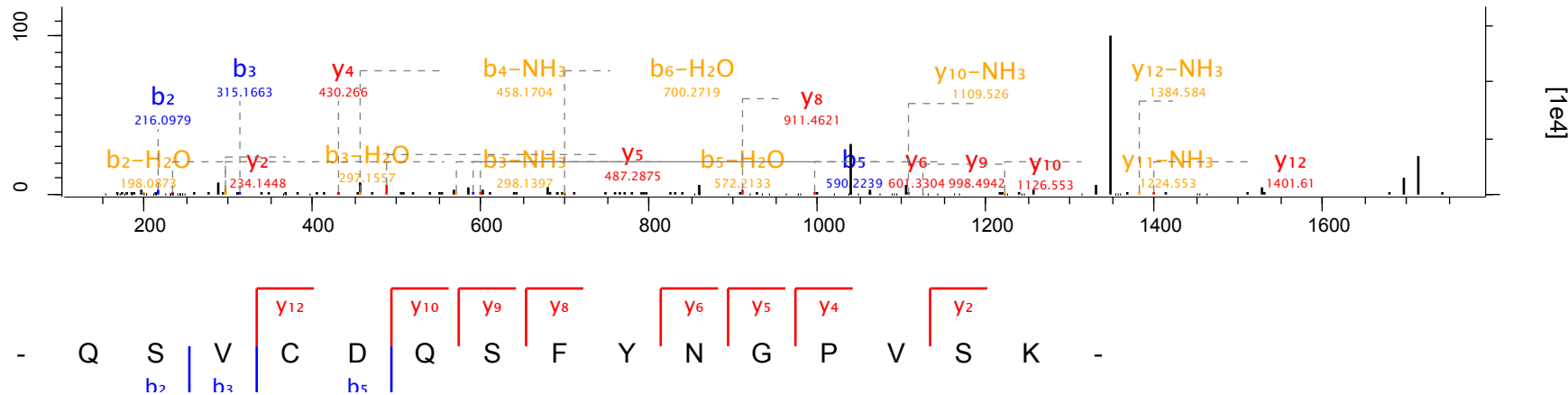
22280

TOF; CID

54.86

858.9

Elovl6



Raw file

20150402_CerP14_Frac17_top_opt_C5_01_1826

Scan

24102

Method

TOF; CID

Score

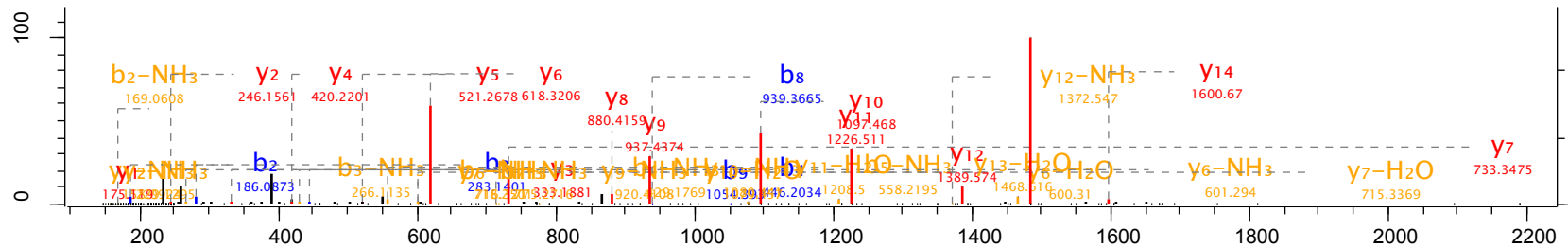
142.54

m/z

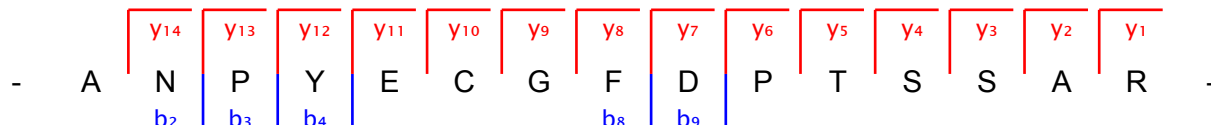
836.36

Gene names

mt-Nd3;Mtnd3



[1e5]



Raw file

20150402_CerP14_Frac17_top_opt_C5_01_1826

Scan

27436

Method

TOF; CID

Score

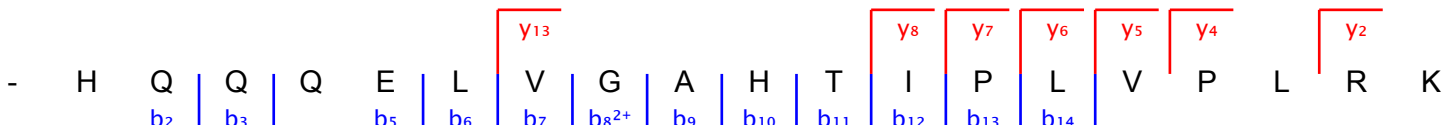
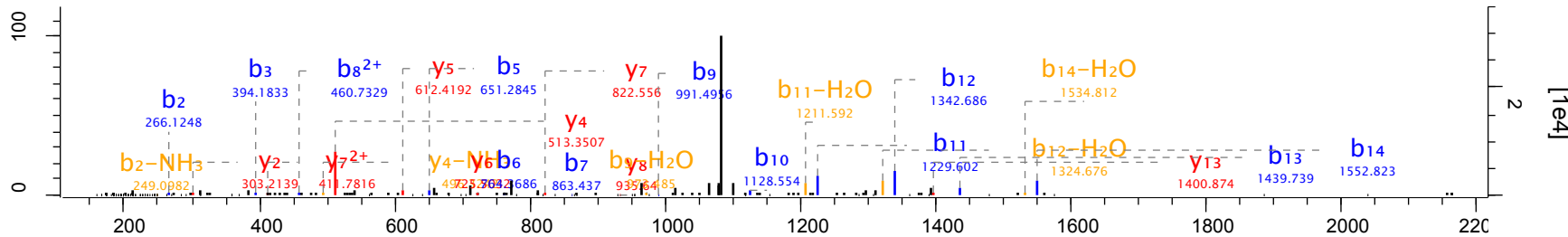
63.49

m/z

542.31

Gene names

Fam43a



Raw file

Scan

Method

Score

m/z

Gene names

20150402_CerP14_Frac17_top_opt_C5_01_1826

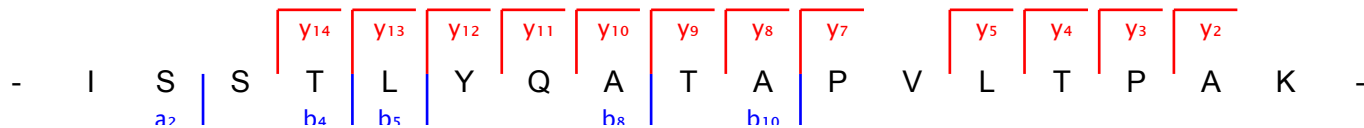
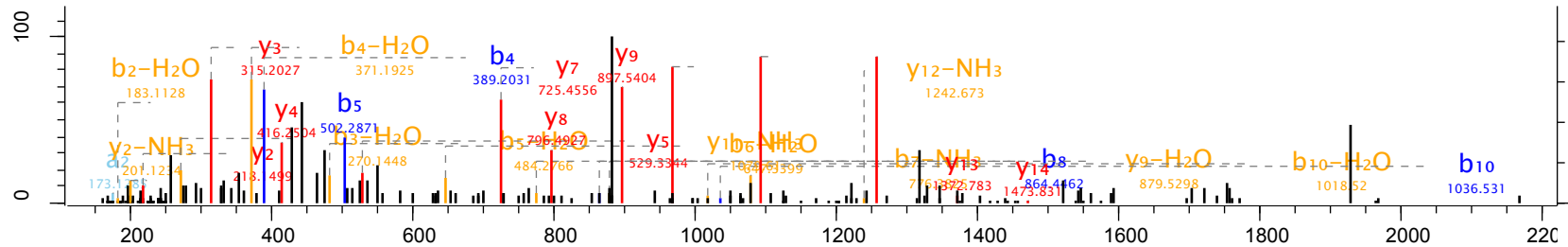
35599

TOF; CID

77.03

881.5

Krtcap2



Raw file

Scan

Method

Score

m/z

Gene names

20150402_CerP14_Frac17_top_opt_C5_01_1826

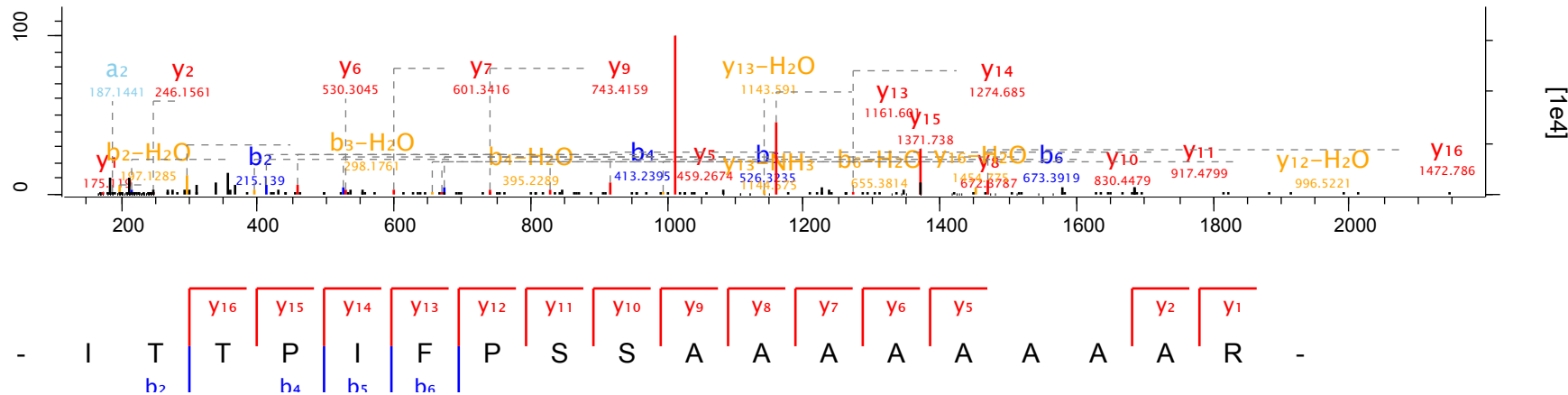
38298

TOF; CID

83.76

844.47

Cxxc4



Raw file

Scan

Method

Score

m/z

Gene names

20150402_CerP14_Frac17_top_opt_C5_01_1826

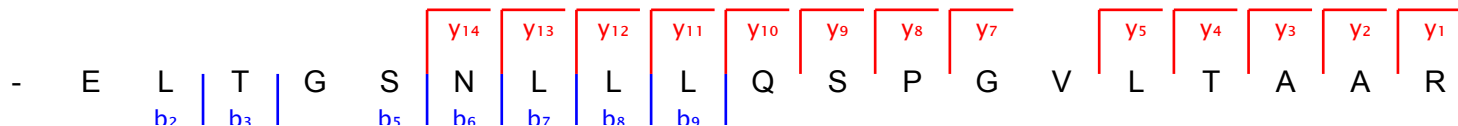
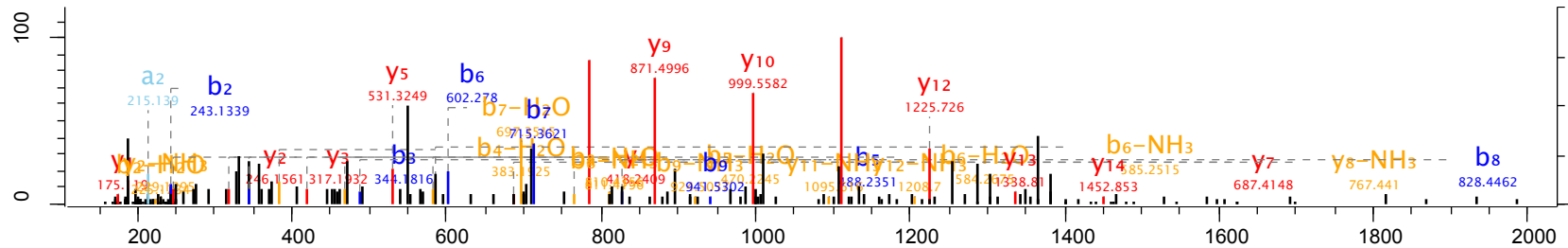
46482

TOF; CID

74.66

971.05

Evi2a



Raw file

Scan

Method

Score

m/z

Gene names

20150402_CerP14_Frac17_top_opt_C5_01_1826

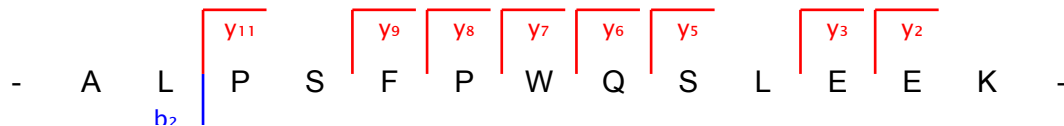
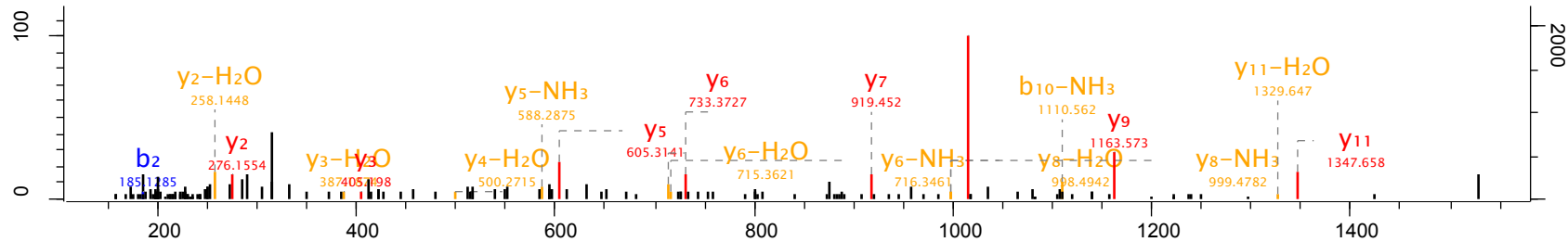
48325

TOF; CID

59.23

766.4

Fam86;Fam86a



Raw file

Scan

Method

Score

m/z

Gene names

20150402_CerP14_Frac17_top_opt_C5_01_1826

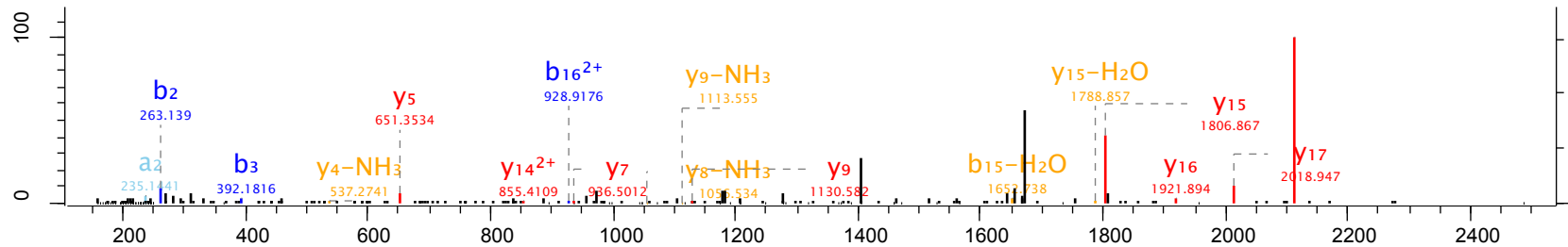
48986

TOF; CID

33.71

836.4

Nmrk1



Raw file

Scan

Method

Score

m/z

Gene names

20150402_CerP14_Frac17_top_opt_C5_01_1826

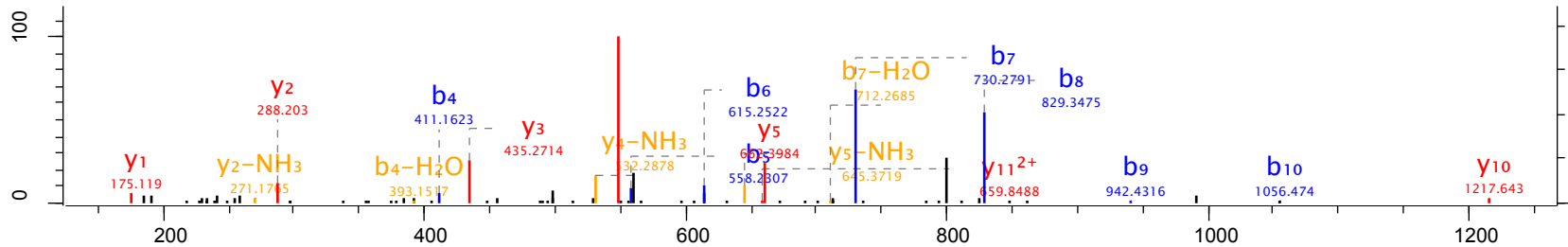
49188

TOF; CID

81.71

497.59

Kctd7



Raw file

20150402_CerP14_Frac17_top_opt_C5_01_1826

Scan

50112

Method

TOF; CID

Score

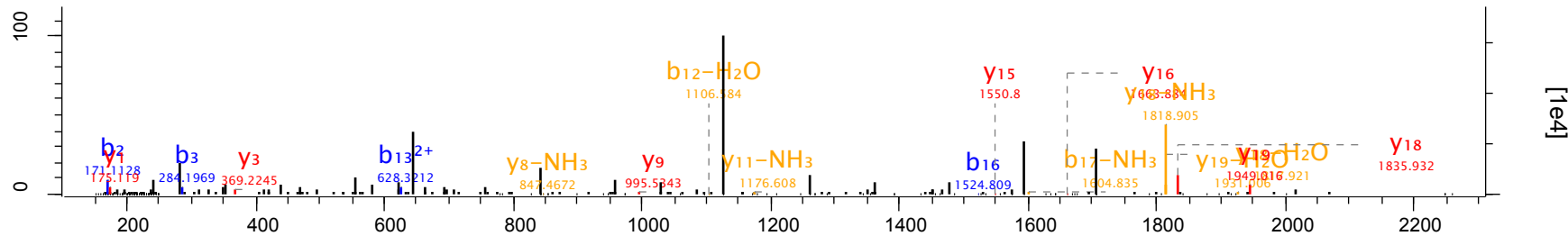
32.8

m/z

707.38

Gene names

Synpo21



Raw file

Scan

Method

Score

m/z

Gene names

20150402_CerP14_Frac17_top_opt_C5_01_1826

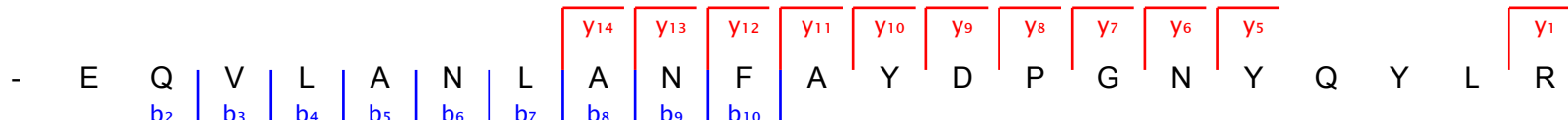
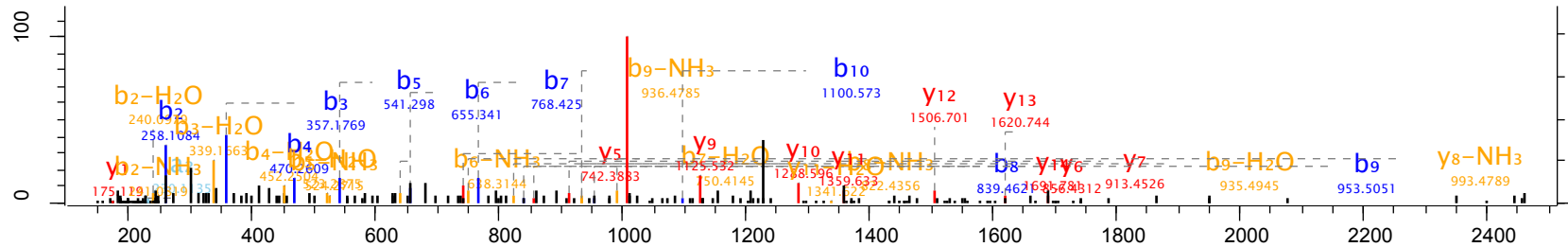
54460

TOF; CID

105.96

1230.62

Armc7



Raw file

Scan

Method

Score

m/z

Gene names

20150402_CerP14_Frac18_top_opt_C6_01_1827

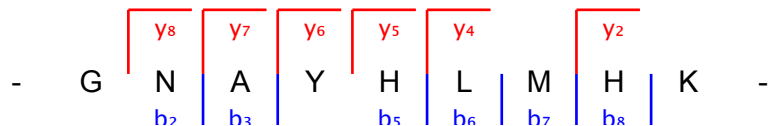
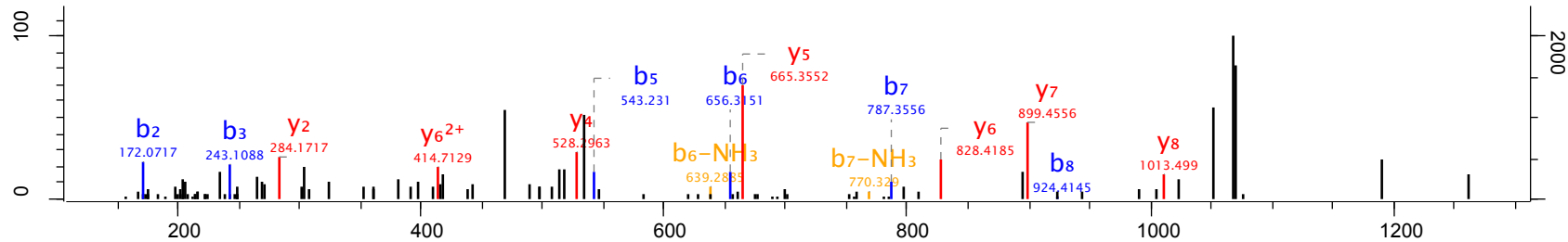
6360

TOF; CID

95.36

535.77

Desi2



Raw file

20150402_CerP14_Frac18_top_opt_C6_01_1827

Scan

18176

Method

TOF; CID

Score

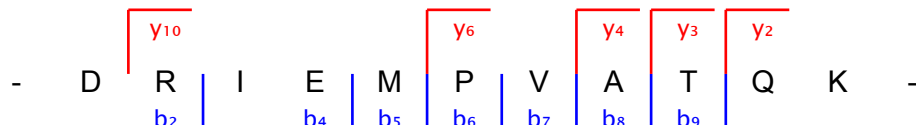
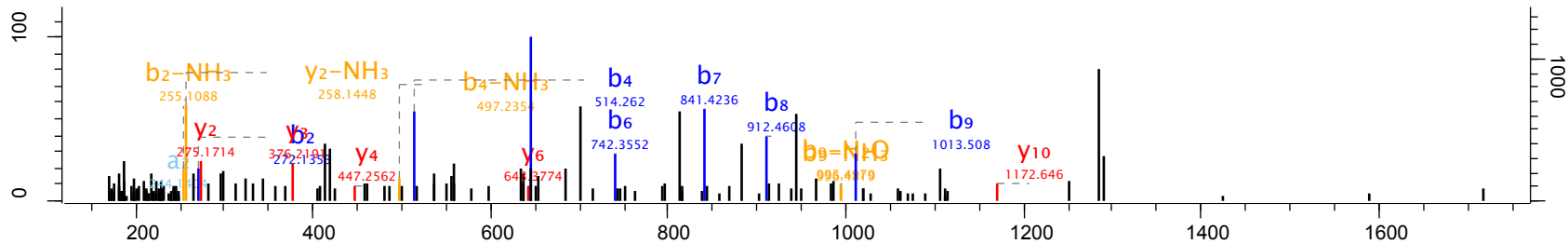
88.02

m/z

644.85

Gene names

Ropn11



Raw file

Scan

Method

Score

m/z

Gene names

20150402_CerP14_Frac18_top_opt_C6_01_1827

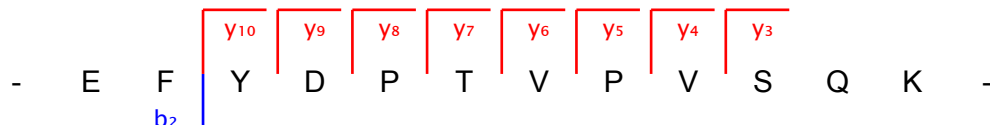
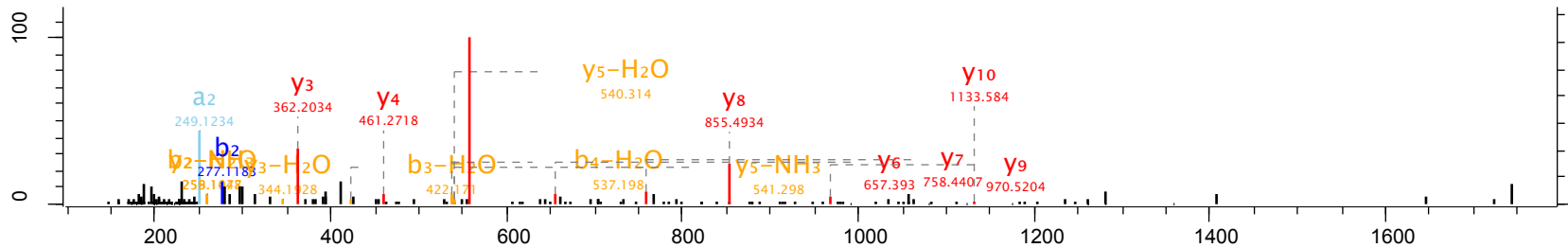
27598

TOF; CID

53.45

705.36

Cldn5



Raw file

Scan

Method

Score

m/z

Gene names

20150402_CerP14_Frac18_top_opt_C6_01_1827

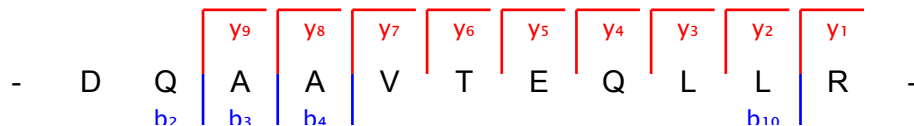
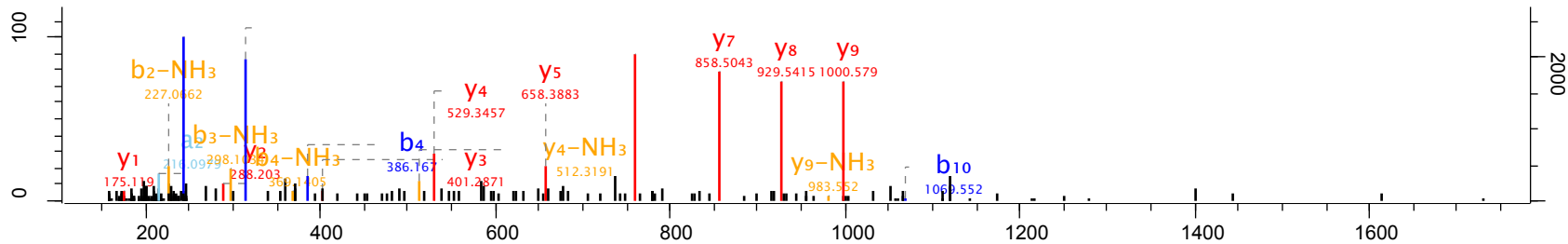
29115

TOF; CID

79.49

622.34

Dhdds



Raw file

Scan

Method

Score

m/z

Gene names

20150402_CerP14_Frac18_top_opt_C6_01_1827

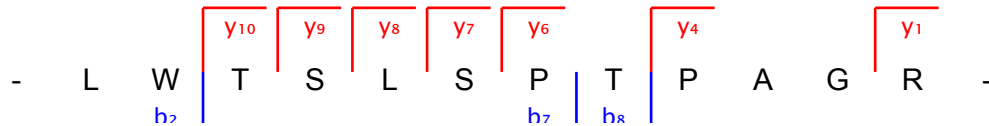
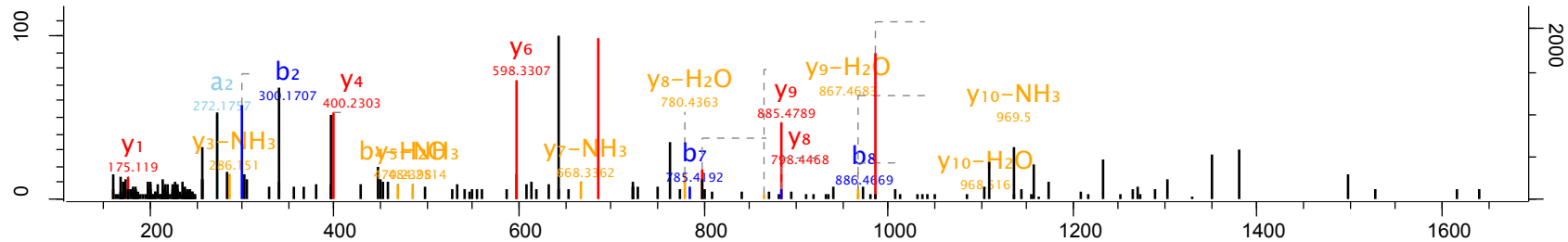
29998

TOF; CID

72.34

643.35

4932411E22Rik



Raw file

Scan

Method

Score

m/z

Gene names

20150402_CerP14_Frac18_top_opt_C6_01_1827

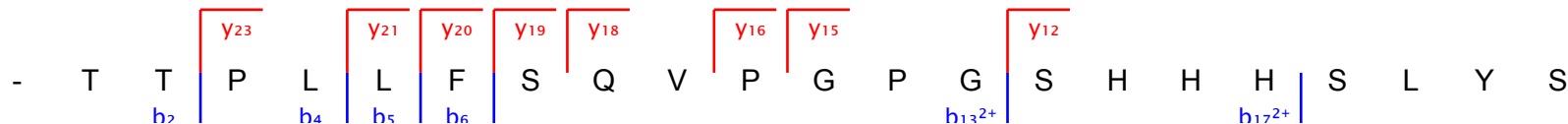
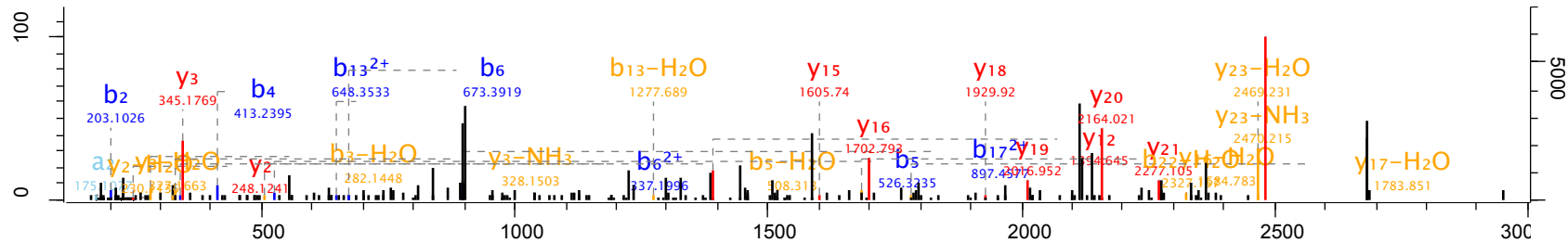
32343

TOF; CID

50.78

897.46

Gpr137



Raw file

Scan

Method

Score

m/z

Gene names

20150402_CerP14_Frac18_top_opt_C6_01_1827

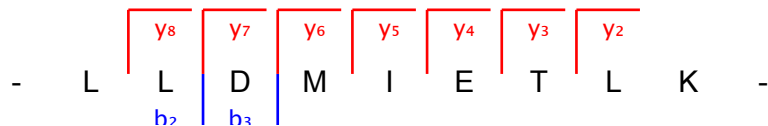
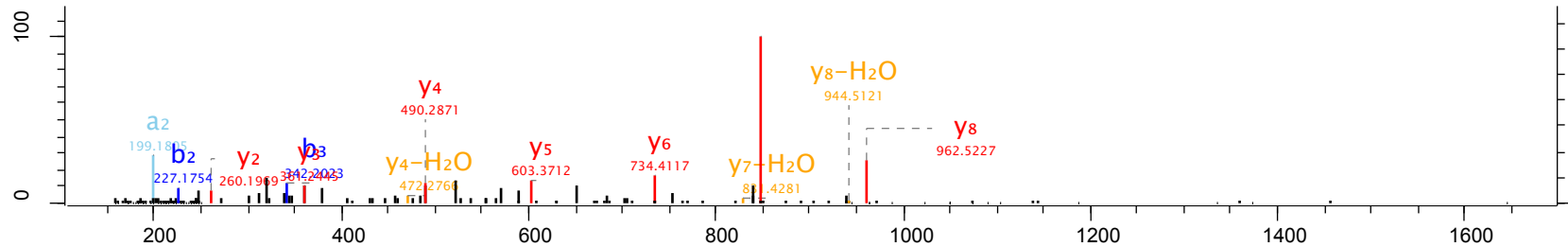
40002

TOF; CID

80.69

538.31

Sgms1



Raw file

20150402_CerP14_Frac18_top_opt_C6_01_1827

Scan

Method

Score

m/z

Gene names

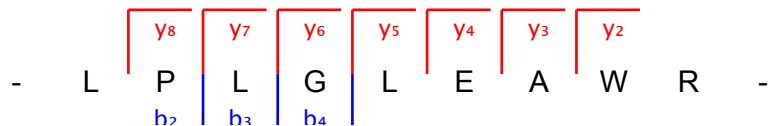
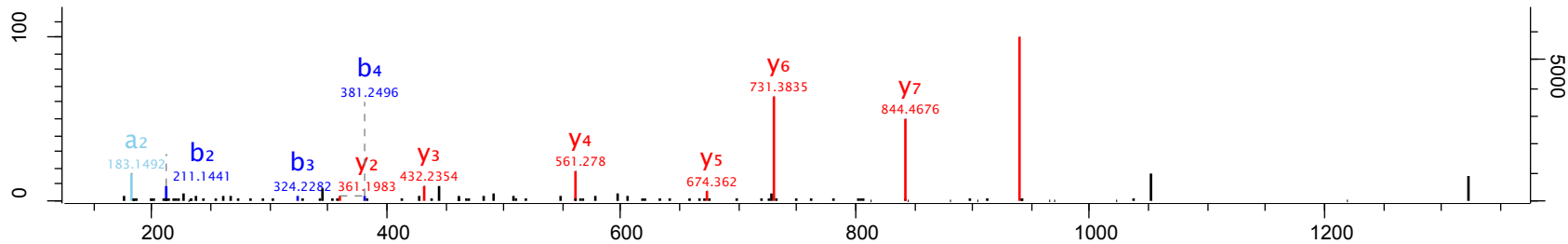
40660

TOF; CID

72.93

527.81

Rnf26



Raw file

20150402_CerP14_Frac18_top_opt_C6_01_1827

Scan

44693

Method

TOF; CID

Score

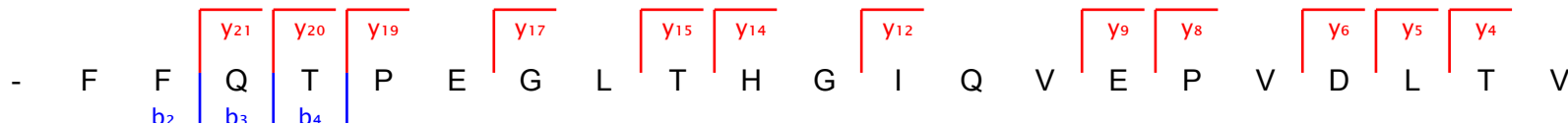
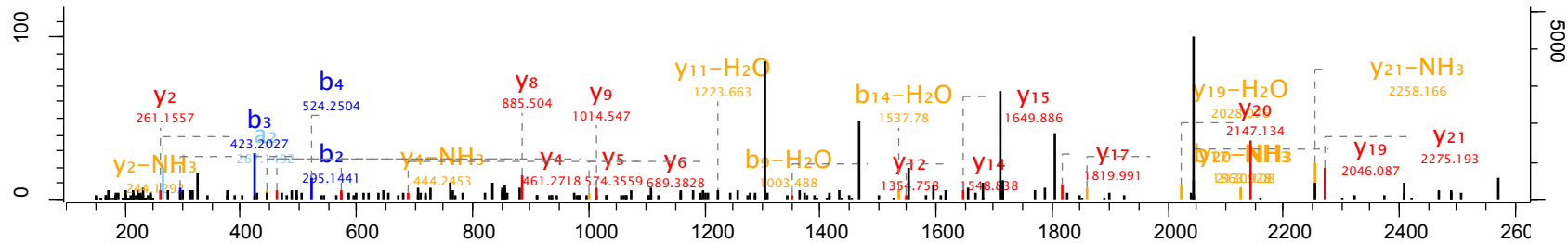
66.47

m/z

857.46

Gene names

Klf3



Raw file

Scan

Method

Score

m/z

Gene names

20150402_CerP14_Frac18_top_opt_C6_01_1827

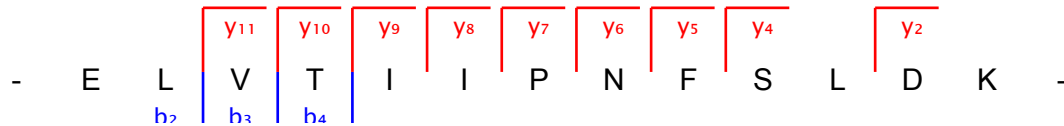
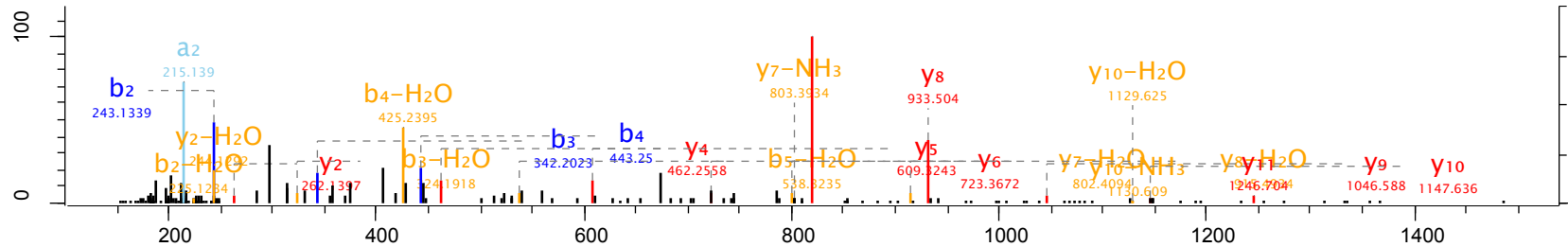
51302

TOF; CID

90.41

744.92

Gins2



Raw file

20150402_CerP14_Frac18_top_opt_C6_01_1827

Scan

52768

Method

TOF; CID

Score

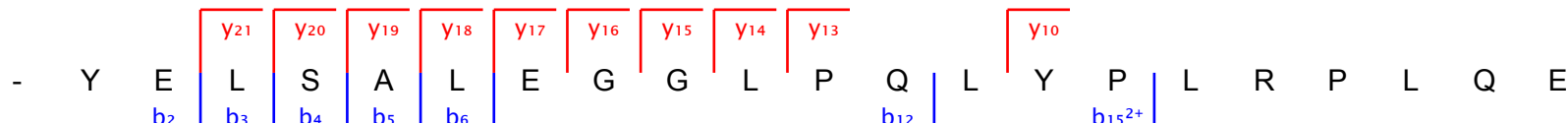
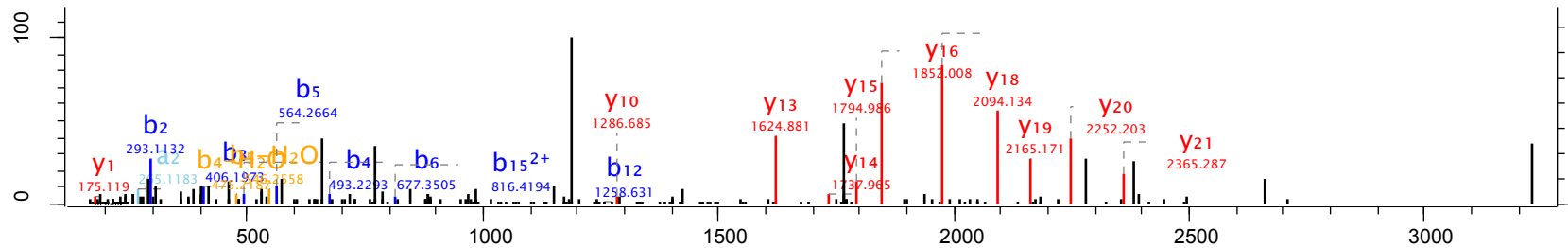
59.54

m/z

886.81

Gene names

Gpr153



Raw file

Scan

Method

Score

m/z

Gene names

20150402_CerP14_Frac18_top_opt_C6_01_1827

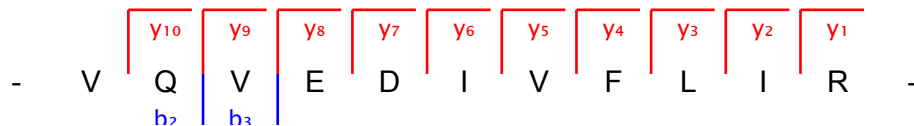
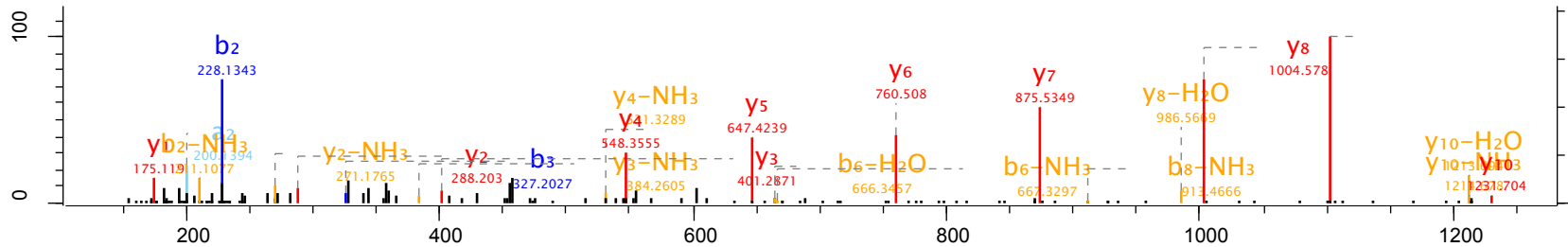
53538

TOF; CID

120.06

665.9

Taf13



Raw file

Scan

Method

Score

m/z

Gene names

20150402_CerP14_Frac18_top_opt_C6_01_1827

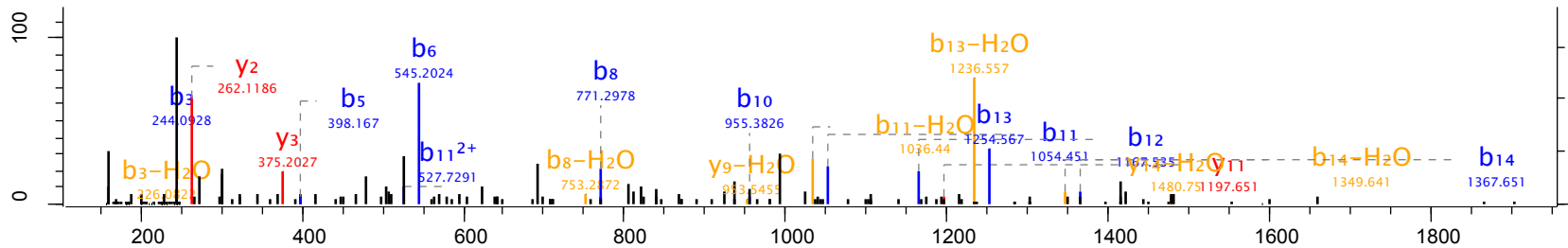
56614

TOF; CID

83.69

871.44

Tomm7



Raw file

Scan

Method

Score

m/z

Gene names

20150402_CerP14_Frac19_top_opt_C7_01_1828

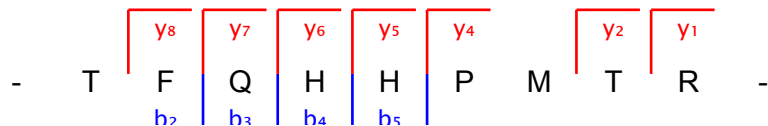
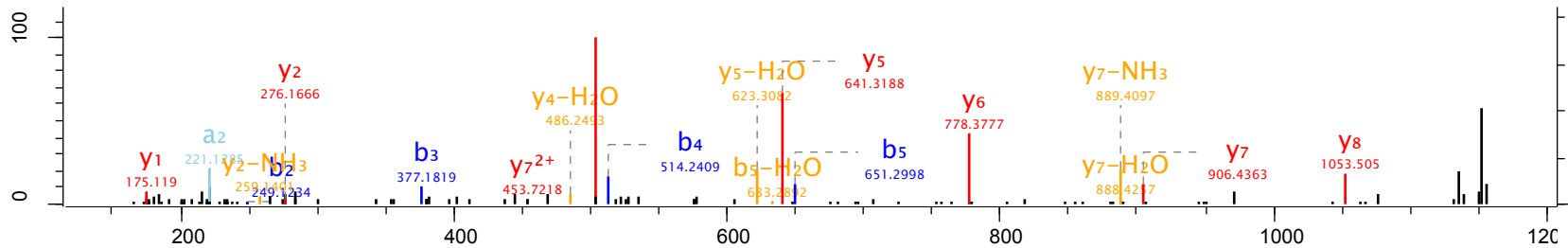
3816

TOF; CID

110.53

577.79

Fut10



Raw file

20150402_CerP14_Frac19_top_opt_C7_01_1828

Scan

10843

Method

TOF; CID

Score

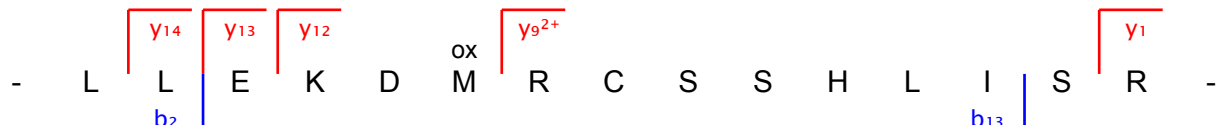
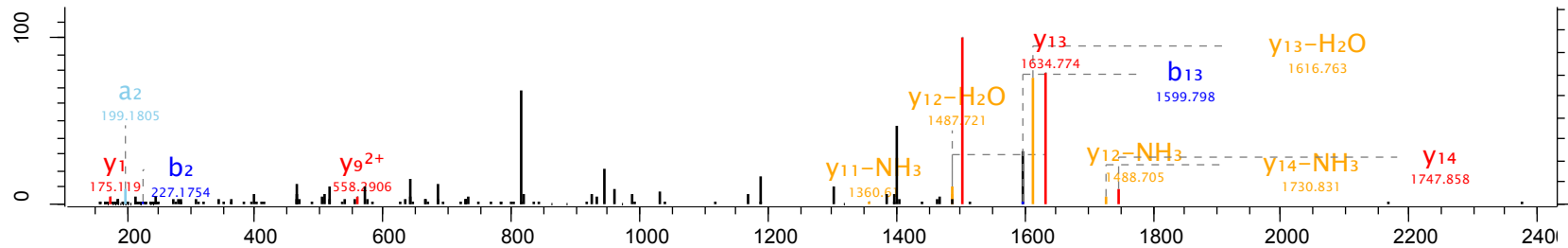
50.09

m/z

466.24

Gene names

Ifnl3



Raw file

20150402_CerP14_Frac19_top_opt_C7_01_1828

Scan

14207

Method

TOF; CID

Score

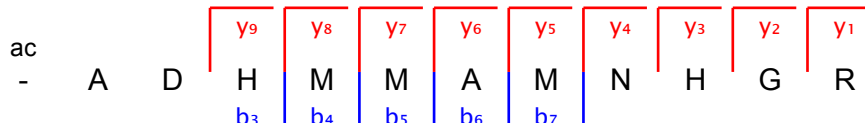
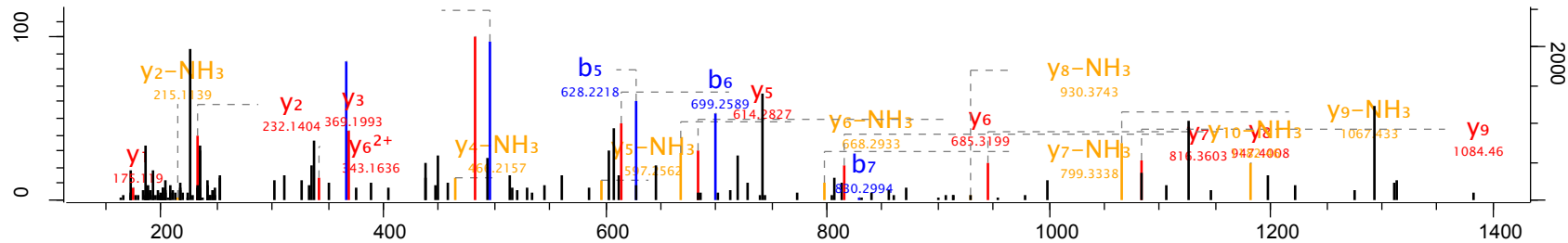
95.48

m/z

438.19

Gene names

Cited2



Raw file

Scan

Method

Score

m/z

Gene names

20150402_CerP14_Frac19_top_opt_C7_01_1828

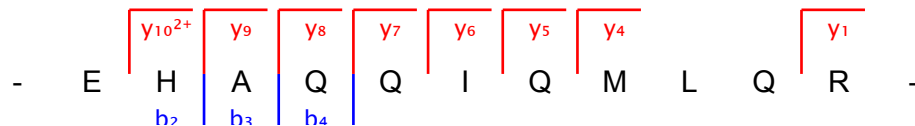
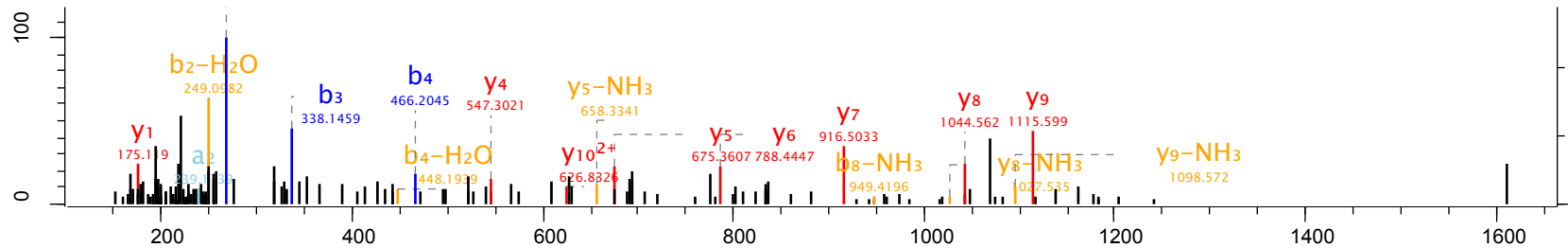
14975

TOF; CID

73.84

691.36

Htr4



Raw file

Scan

Method

Score

m/z

Gene names

20150402_CerP14_Frac19_top_opt_C7_01_1828

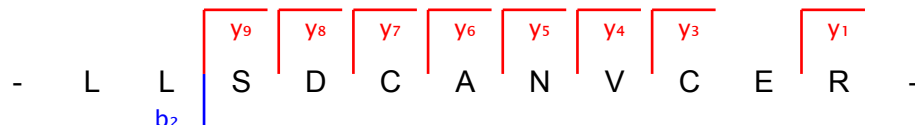
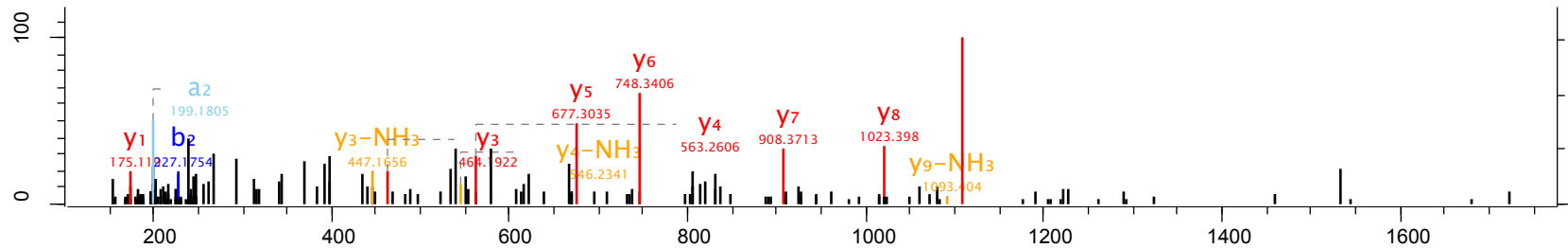
16678

TOF; CID

59.2

668.81

Cryba2



Raw file

20150402_CerP14_Frac19_top_opt_C7_01_1828

Scan

16782

Method

TOF; CID

Score

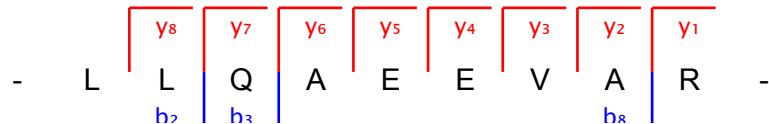
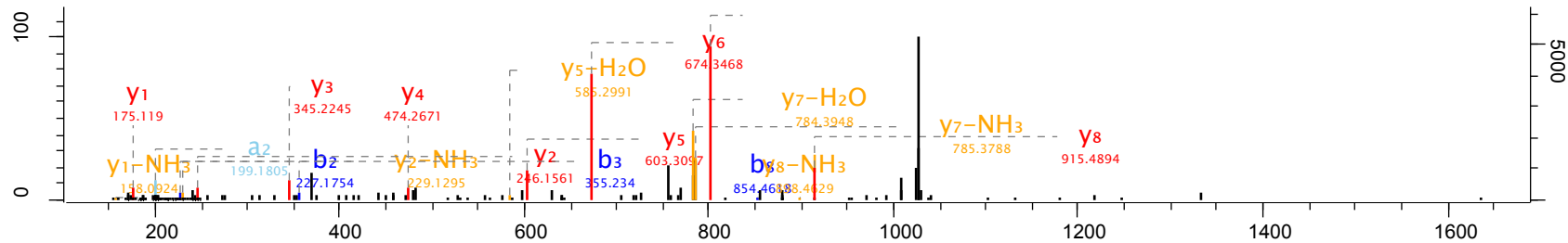
98.04

m/z

514.79

Gene names

Elk4



Raw file

Scan

Method

Score

m/z

Gene names

20150402_CerP14_Frac19_top_opt_C7_01_1828

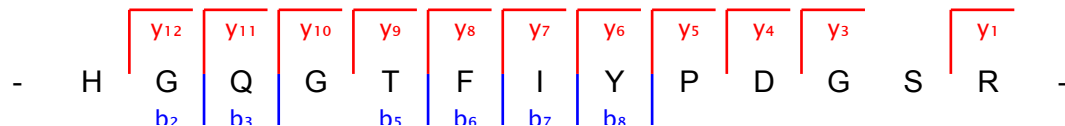
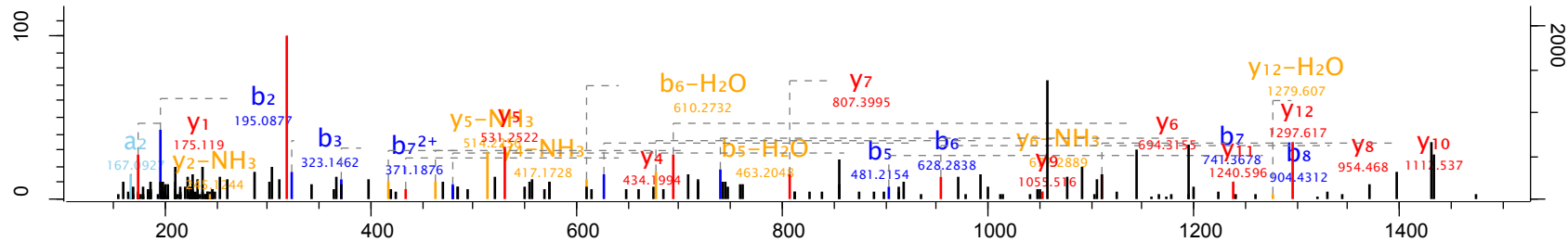
17111

TOF; CID

110.44

717.85

Rsph1



Raw file

Scan

Method

Score

m/z

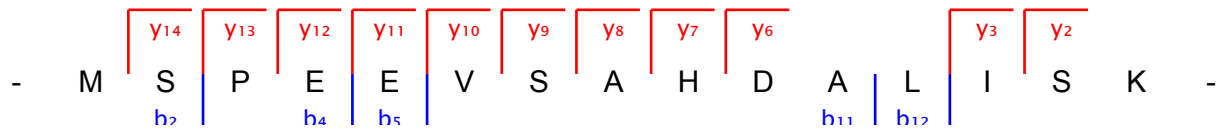
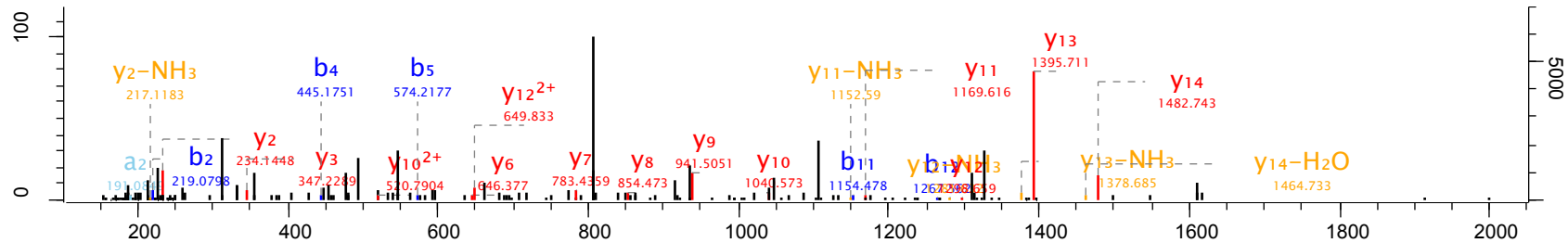
20150402_CerP14_Frac19_top_opt_C7_01_1828

22068

TOF; CID

53.31

807.4



Raw file

Scan

Method

Score

m/z

Gene names

20150402_CerP14_Frac19_top_opt_C7_01_1828

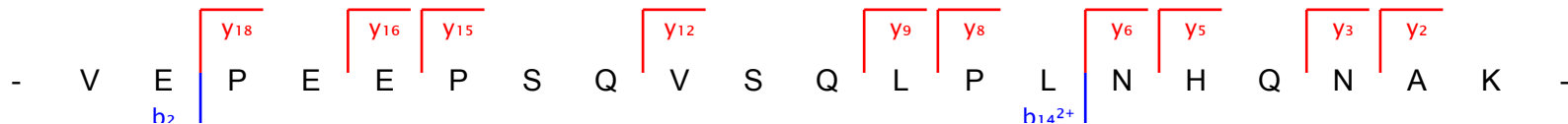
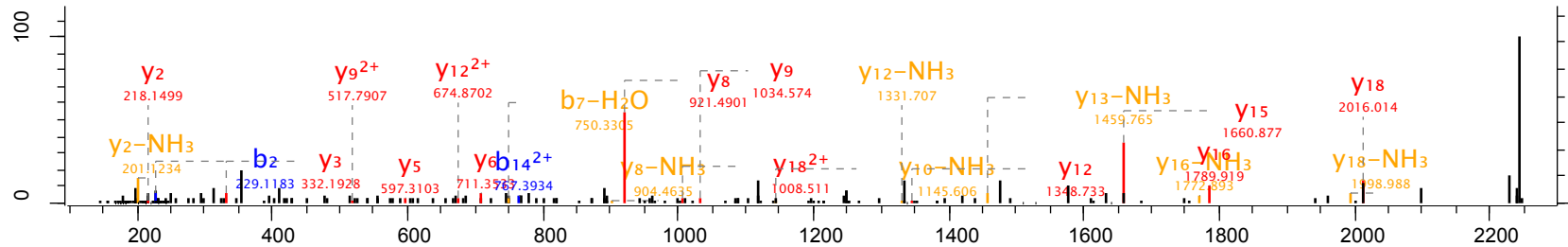
23633

TOF; CID

47.08

749.39

Homez



Raw file

Scan

Method

Score

m/z

Gene names

20150402_CerP14_Frac19_top_opt_C7_01_1828

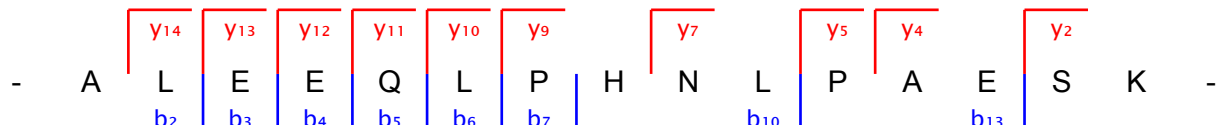
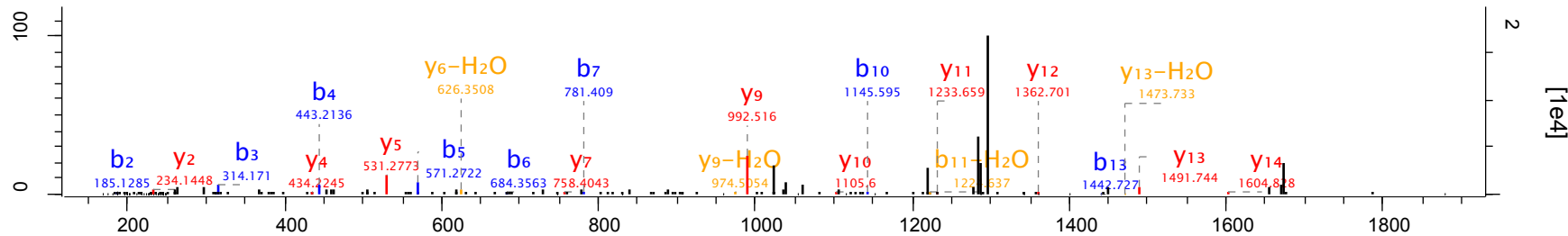
23813

TOF; CID

48.91

838.44

Zmat1



Raw file

20150402_CerP14_Frac19_top_opt_C7_01_1828

Scan

29145

Method

TOF; CID

Score

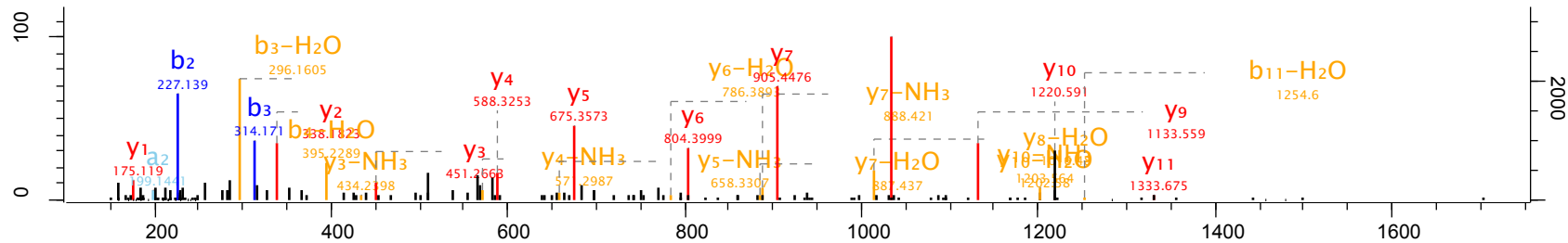
124.12

m/z

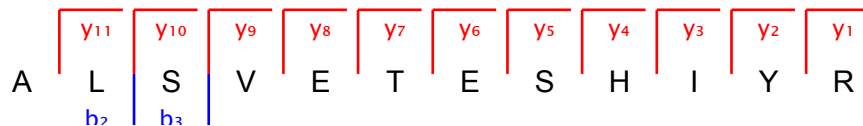
723.87

Gene names

Cyb561d2



ac



Raw file

Scan

Method

Score

m/z

Gene names

20150402_CerP14_Frac19_top_opt_C7_01_1828

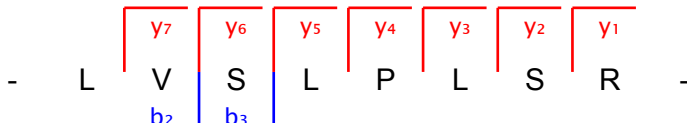
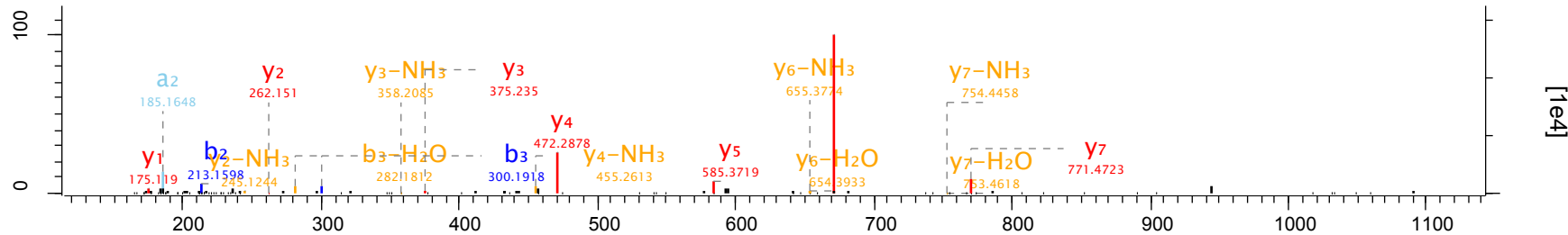
29370

TOF; CID

104.06

442.78

Chrac1



Raw file

20150402_CerP14_Frac19_top_opt_C7_01_1828

Scan

31552

Method

TOF; CID

Score

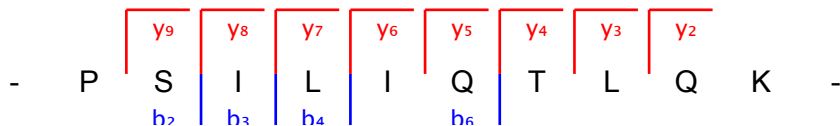
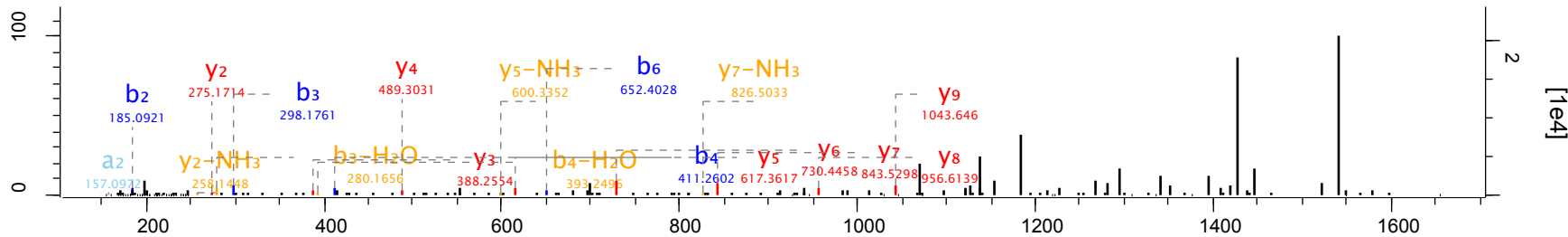
68.54

m/z

570.86

Gene names

Kcnj8



Raw file

Scan

Method

Score

m/z

Gene names

20150402_CerP14_Frac19_top_opt_C7_01_1828

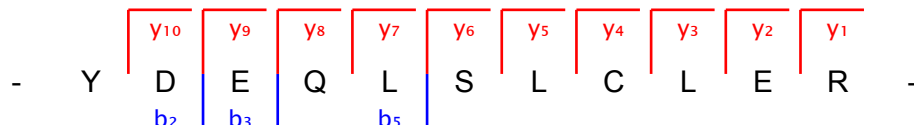
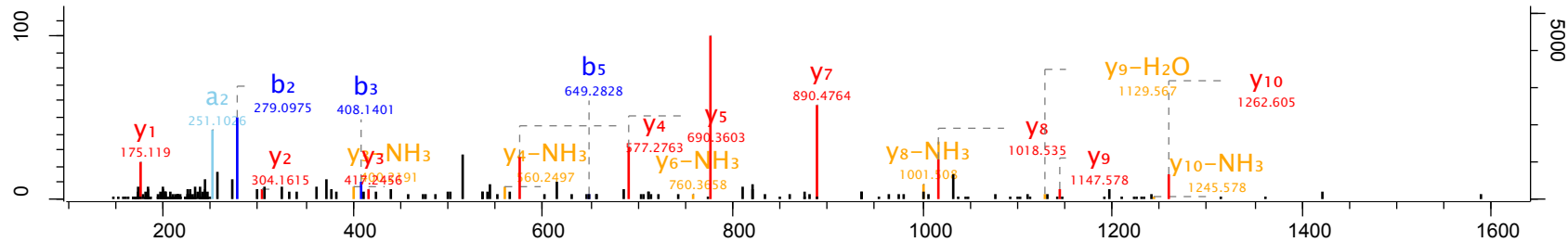
31869

TOF; CID

98.1

713.34

Pcgf1



Raw file

20150402_CerP14_Frac19_top_opt_C7_01_1828

Scan

34190

Method

TOF; CID

Score

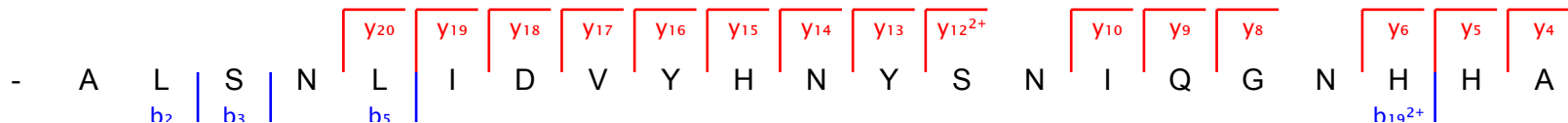
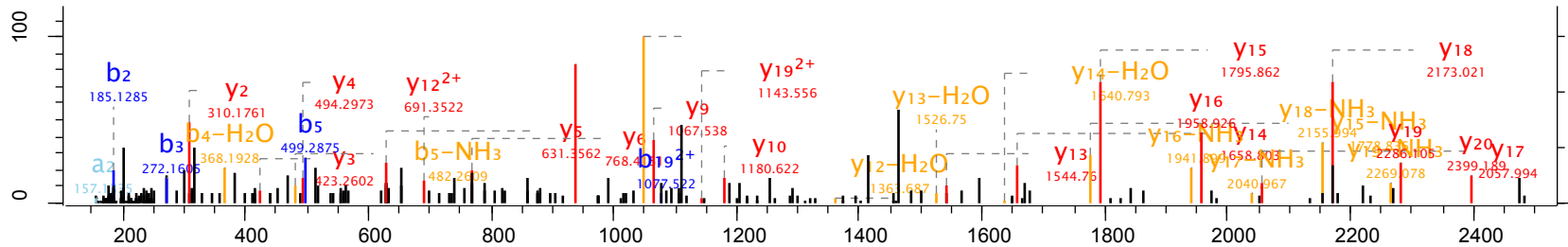
111.45

m/z

557.89

Gene names

S100a8



Raw file

Scan

Method

Score

m/z

Gene names

20150402_CerP14_Frac19_top_opt_C7_01_1828

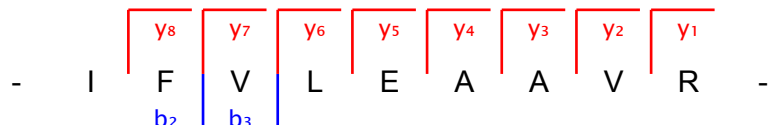
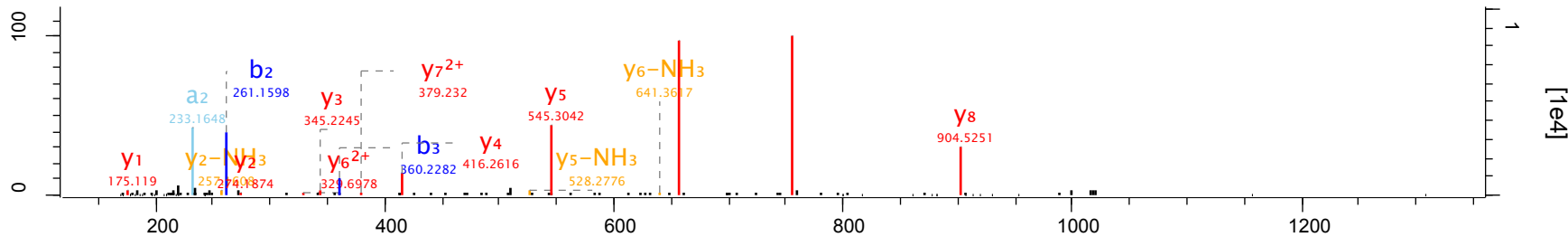
36276

TOF; CID

83.95

509.31

Stra13



Raw file

Scan

Method

Score

m/z

Gene names

20150402_CerP14_Frac19_top_opt_C7_01_1828

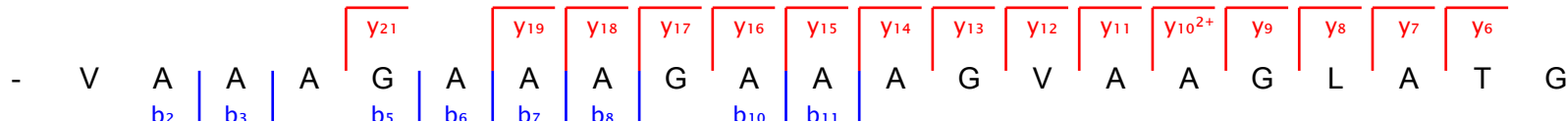
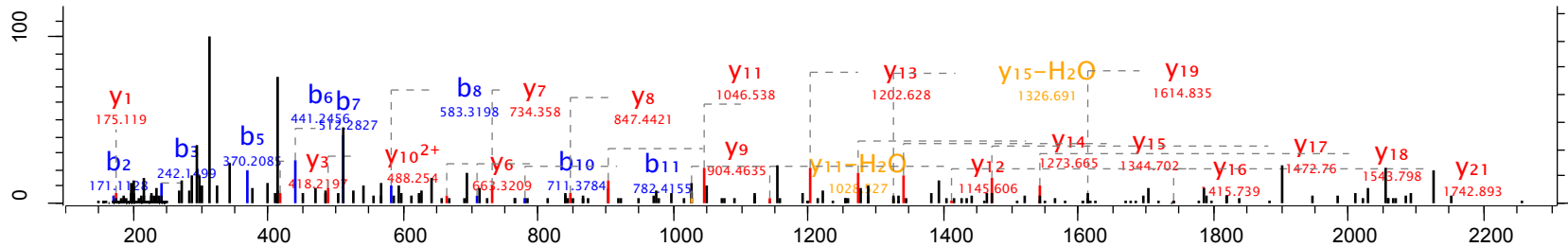
43199

TOF; CID

54

1028.55

Sprn



Raw file

Scan

Method

Score

m/z

Gene names

20150402_CerP14_Frac19_top_opt_C7_01_1828

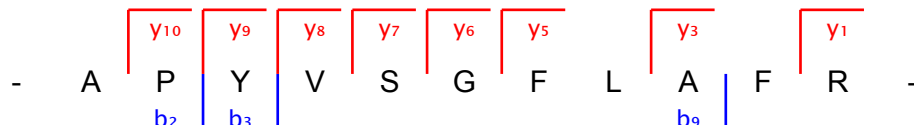
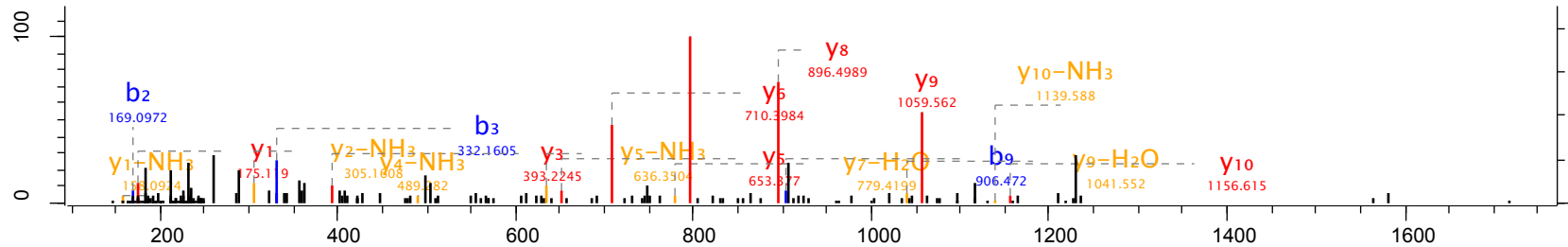
43463

TOF; CID

70.94

614.33

Endov



Raw file

Scan

Method

Score

m/z

Gene names

20150402_CerP14_Frac19_top_opt_C7_01_1828

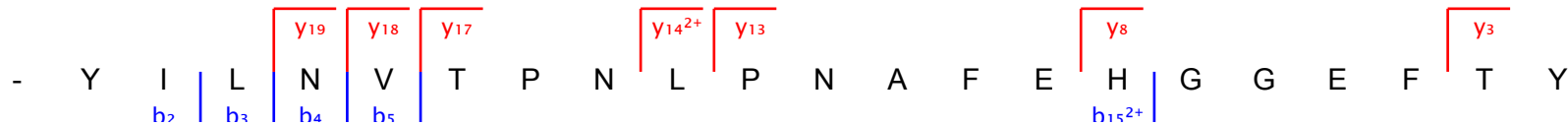
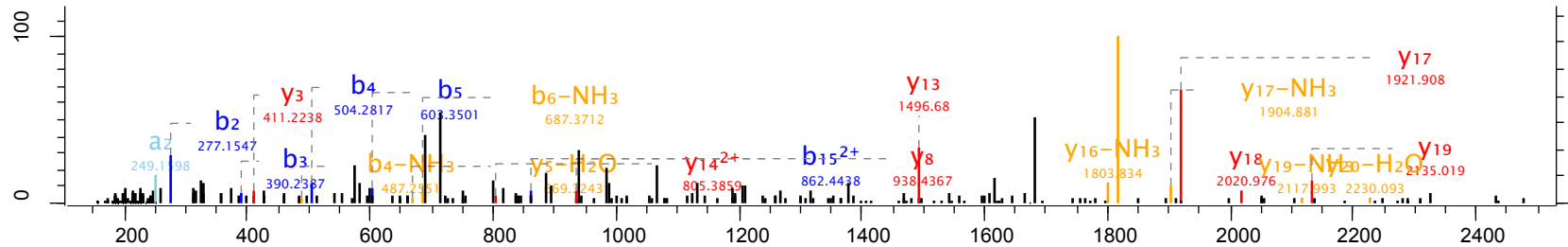
45948

TOF; CID

55.45

842.43

Dusp7



Raw file

Scan

Method

Score

m/z

Gene names

20150402_CerP14_Frac20_top_opt_C8_01_1829

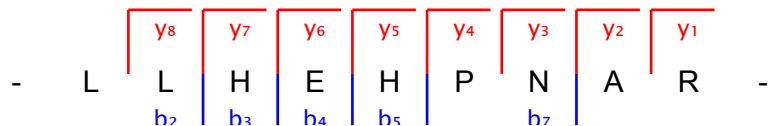
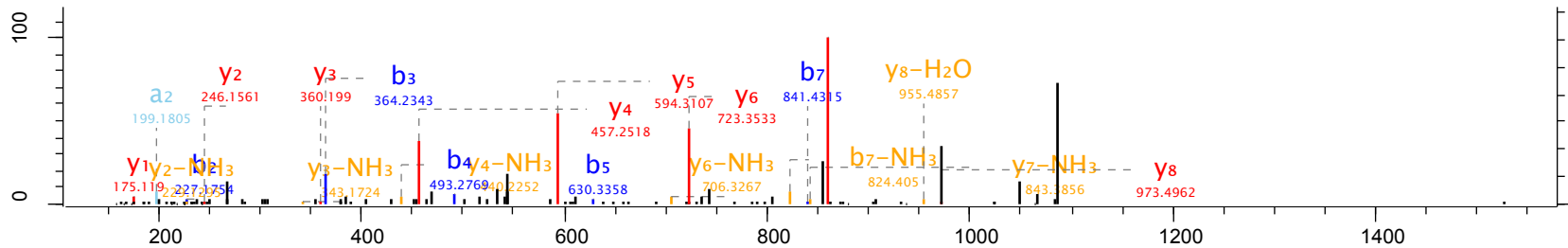
3068

TOF; CID

100.02

543.8

Nppc



Raw file

20150402_CerP14_Frac20_top_opt_C8_01_1829

Scan

9470

Method

TOF; CID

Score

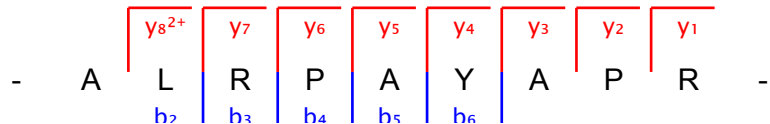
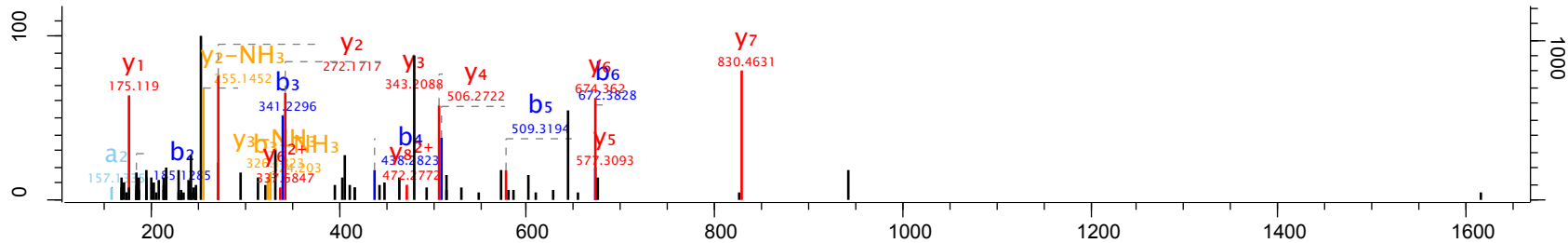
85.68

m/z

338.87

Gene names

Samd8



Raw file

Scan

Method

Score

m/z

Gene names

20150402_CerP14_Frac20_top_opt_C8_01_1829

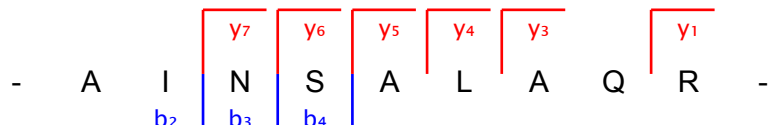
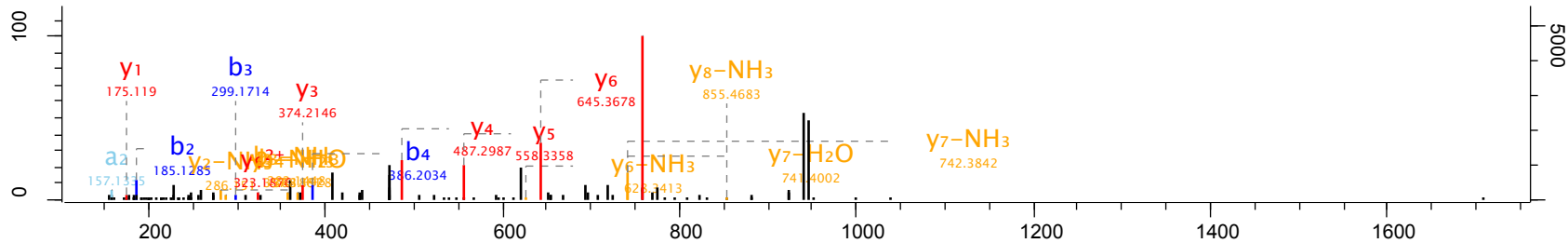
11549

TOF; CID

86.67

472.27

Gtf2a2



Raw file

20150402_CerP14_Frac20_top_opt_C8_01_1829

Scan

12275

Method

TOF; CID

Score

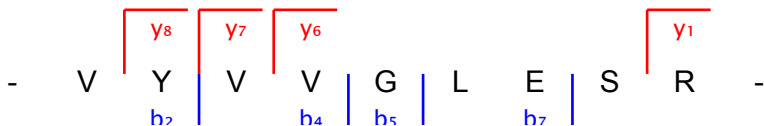
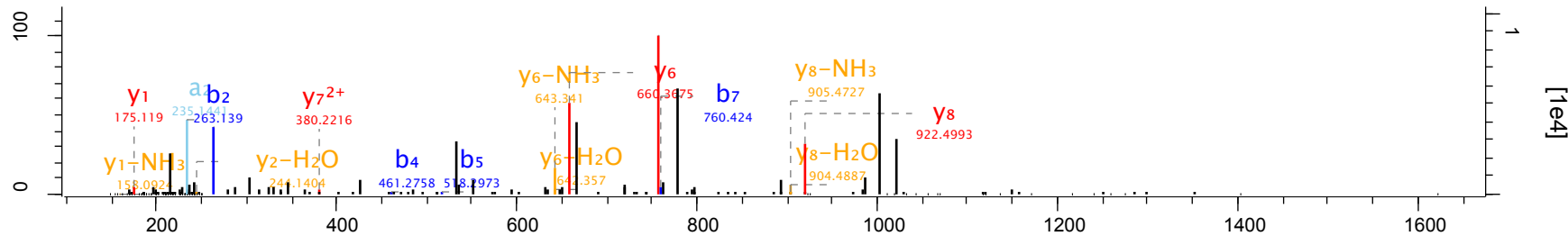
84.74

m/z

511.79

Gene names

Creb3



Raw file

Scan

Method

Score

m/z

Gene names

20150402_CerP14_Frac20_top_opt_C8_01_1829

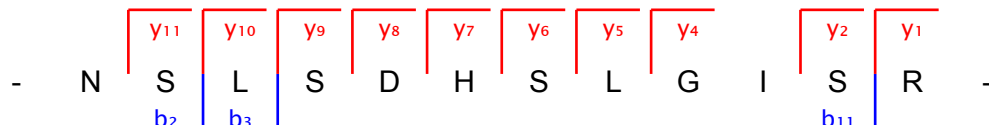
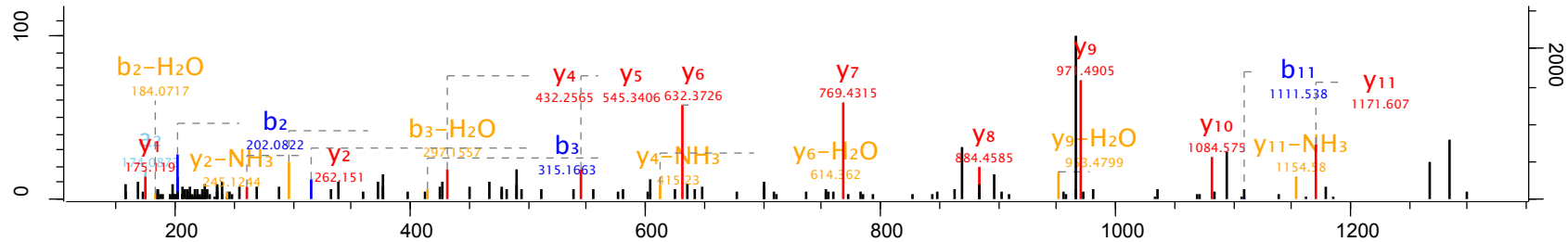
16249

TOF; CID

90.41

643.33

Id2



Raw file

Scan

Method

Score

m/z

Gene names

20150402_CerP14_Frac20_top_opt_C8_01_1829

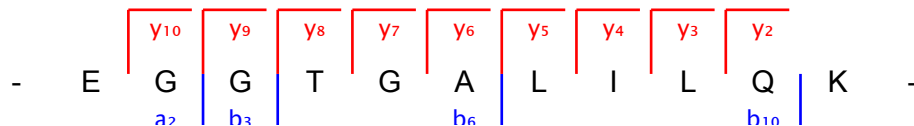
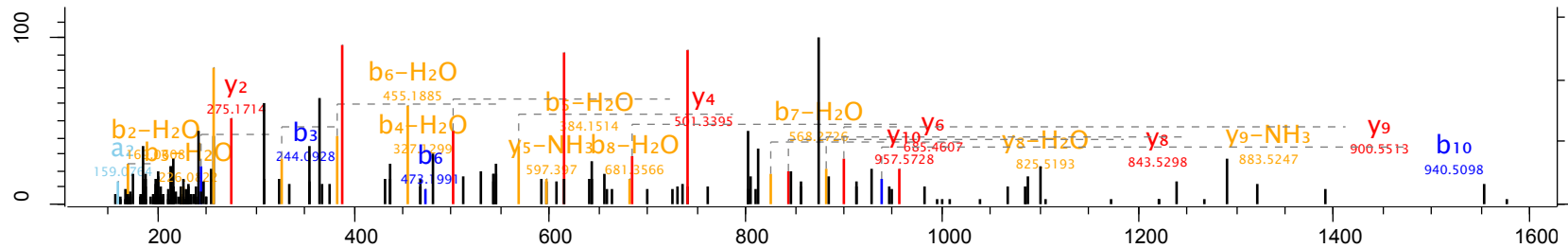
21786

TOF; CID

67.38

543.82

St14



Raw file

20150402_CerP14_Frac20_top_opt_C8_01_1829

Scan

23447

Method

TOF; CID

Score

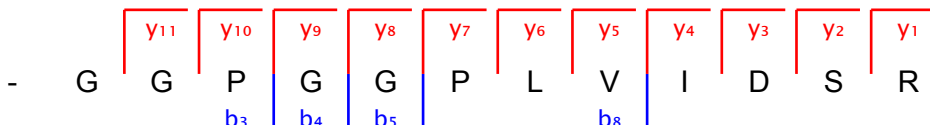
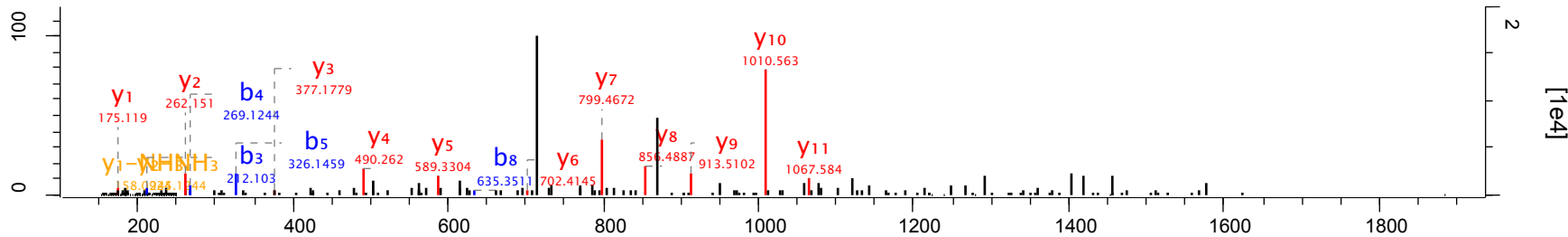
58.32

m/z

563.31

Gene names

Dusp8



Raw file

Scan

Method

Score

m/z

Gene names

20150402_CerP14_Frac20_top_opt_C8_01_1829

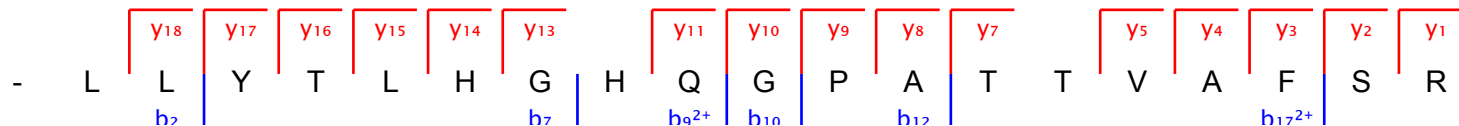
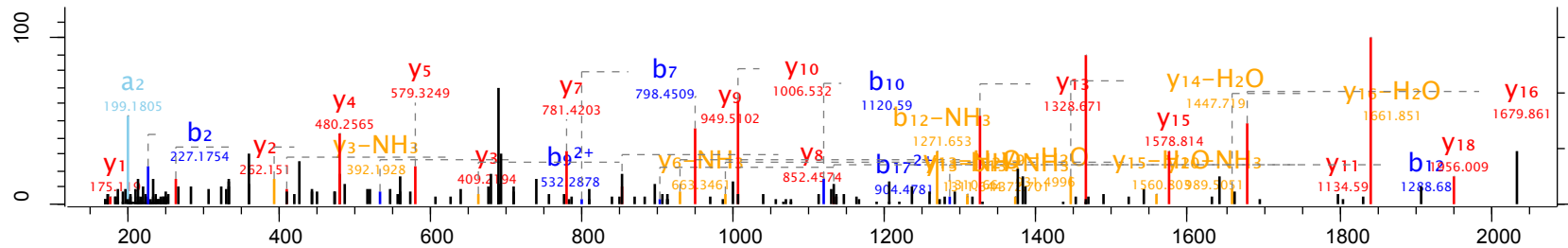
26448

TOF; CID

93.78

690.71

Poc1a



Raw file

20150402_CerP14_Frac20_top_opt_C8_01_1829

Scan

32232

Method

TOF; CID

Score

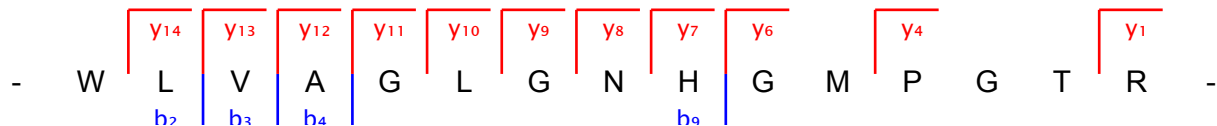
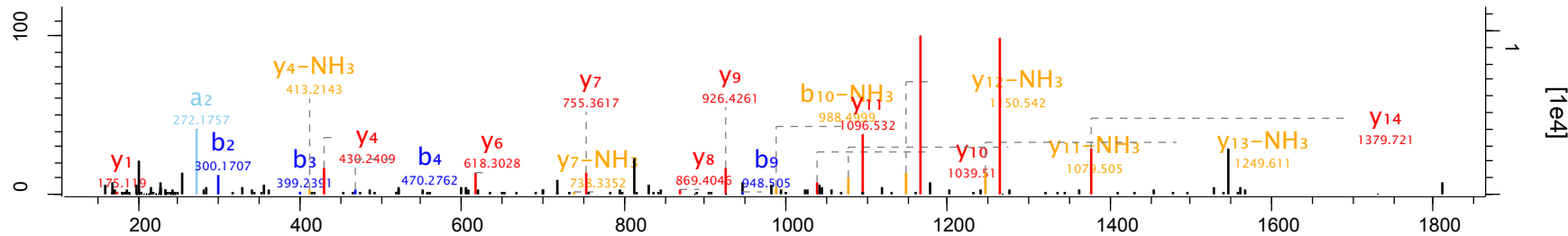
89.62

m/z

522.61

Gene names

Ptrh1



Raw file

Scan

Method

Score

m/z

Gene names

20150402_CerP14_Frac20_top_opt_C8_01_1829

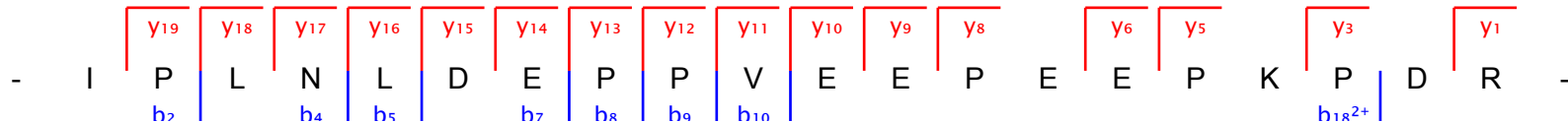
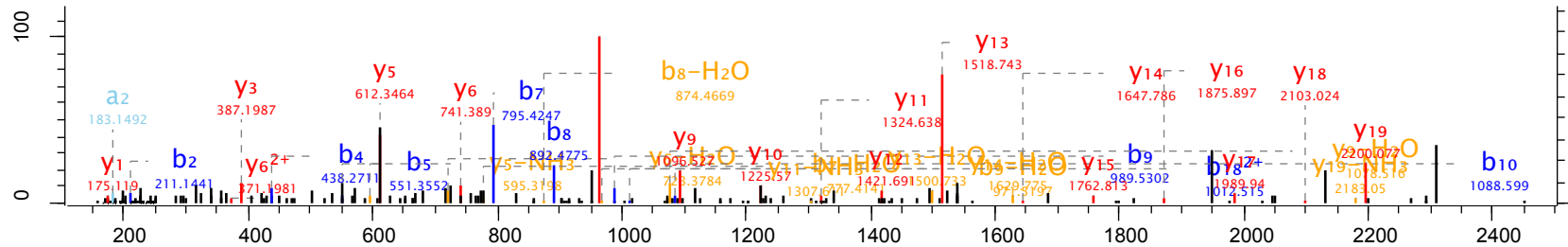
33739

TOF; CID

121.21

772.07

Slc19a2



Raw file

Scan

Method

Score

m/z

Gene names

20150402_CerP14_Frac20_top_opt_C8_01_1829

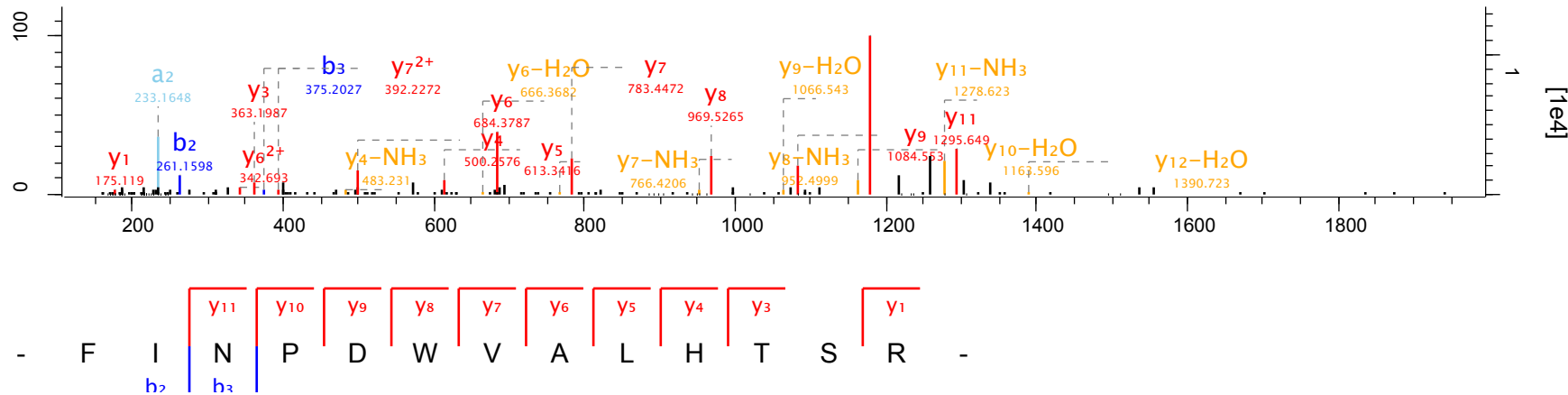
34495

TOF; CID

101.53

519.28

Alg6



Raw file

20150402_CerP14_Frac20_top_opt_C8_01_1829

Scan

37298

Method

TOF; CID

Score

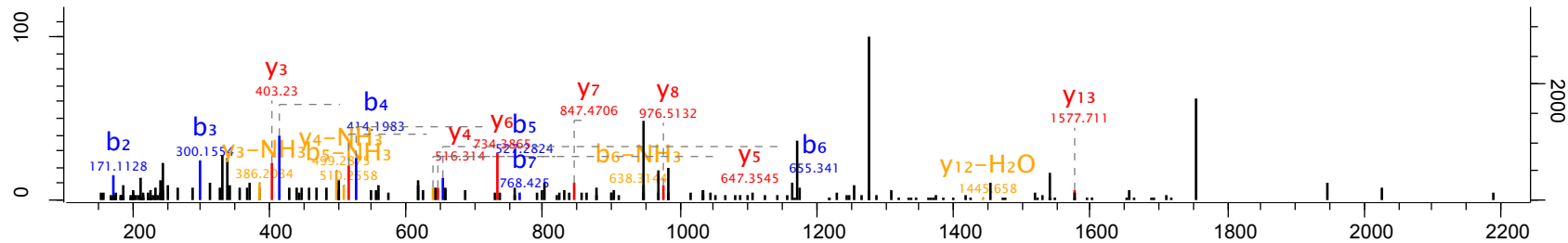
46.46

m/z

1173.58

Gene names

Kitlg



Raw file

Scan

Method

Score

m/z

Gene names

20150402_CerP14_Frac20_top_opt_C8_01_1829

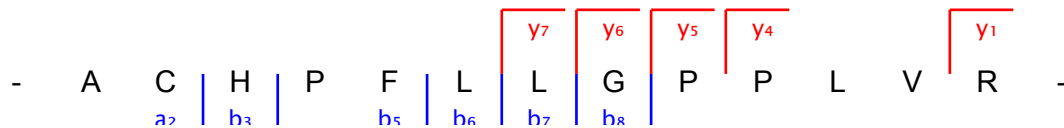
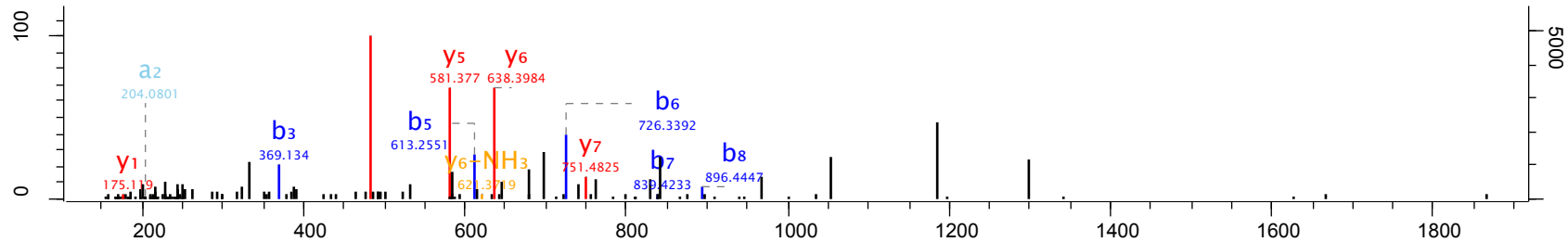
37829

TOF; CID

43.68

492.95

Tor1aip2



Raw file

Scan

Method

Score

m/z

Gene names

20150402_CerP14_Frac20_top_opt_C8_01_1829

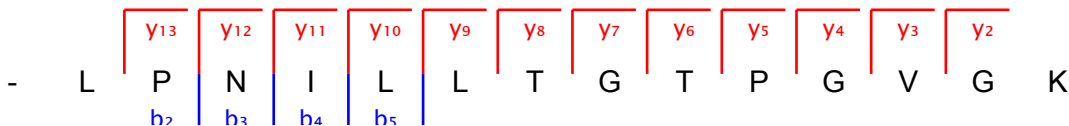
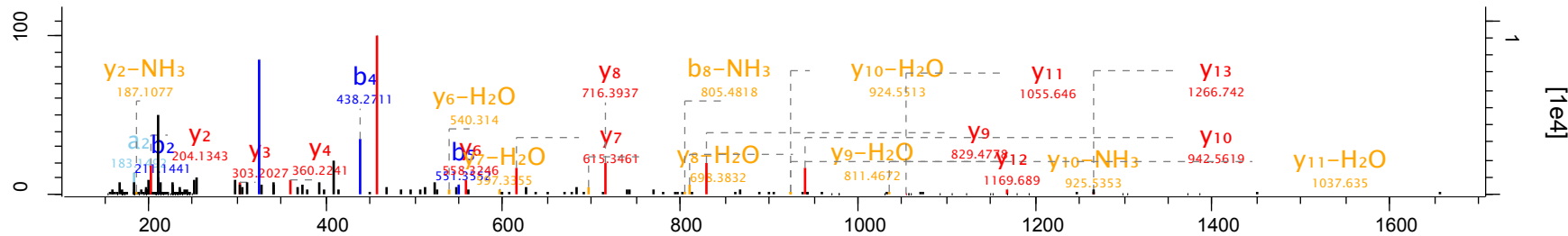
40529

TOF; CID

102.52

690.42

Ak6



Raw file

20150402_CerP14_Frac20_top_opt_C8_01_1829

Scan

40532

Method

TOF; CID

Score

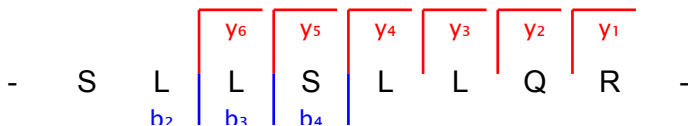
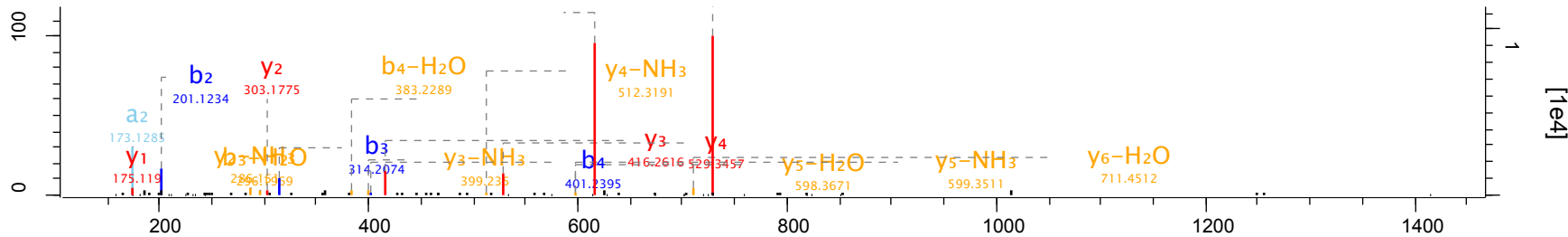
146.54

m/z

465.3

Gene names

Ttc23l



Raw file

20150402_CerP14_Frac20_top_opt_C8_01_1829

Scan

41861

Method

TOF; CID

Score

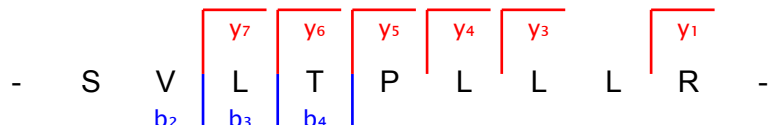
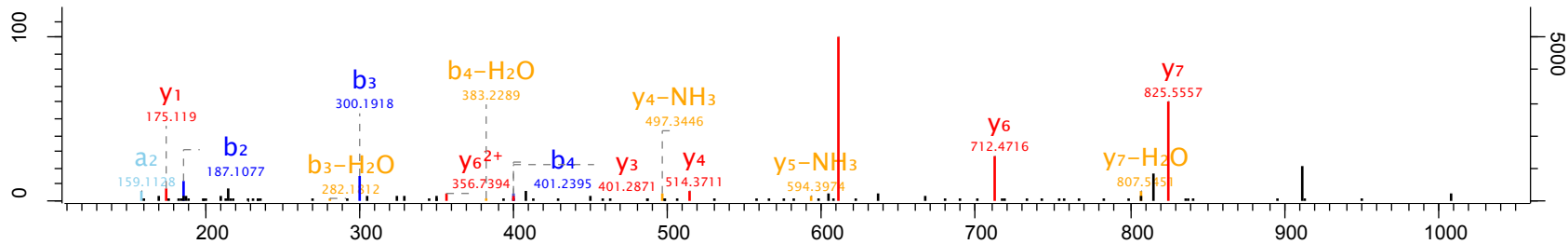
97.43

m/z

506.34

Gene names

Cox8a



Raw file

Scan

Method

Score

m/z

Gene names

20150402_CerP14_Frac20_top_opt_C8_01_1829

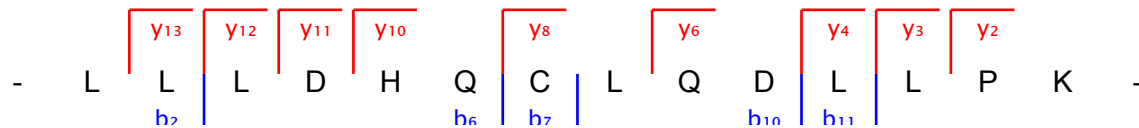
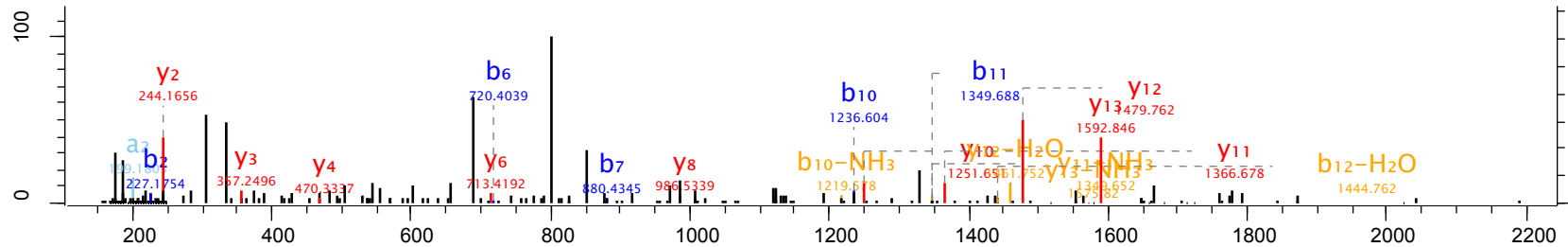
44139

TOF; CID

50.3

569.32

Herpud1



Raw file

Scan

Method

Score

m/z

Gene names

20150402_CerP14_Frac20_top_opt_C8_01_1829

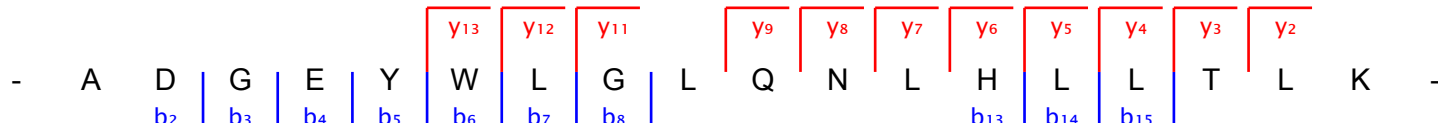
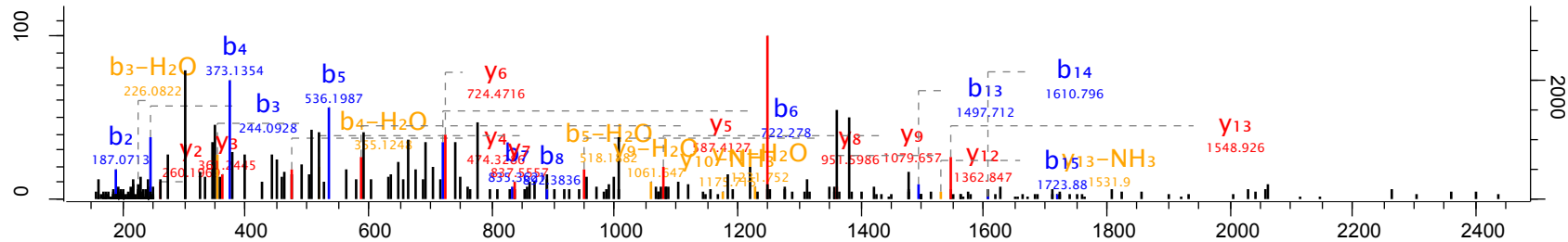
56033

TOF; CID

64.21

1043.07

Mfap4



Raw file

Scan

Method

Score

m/z

Gene names

20150402_CerP14_Frac21_top_opt_C9_01_1830

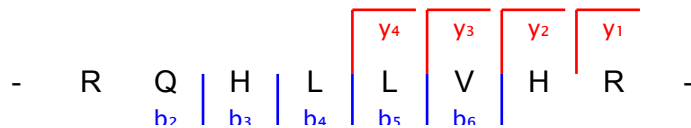
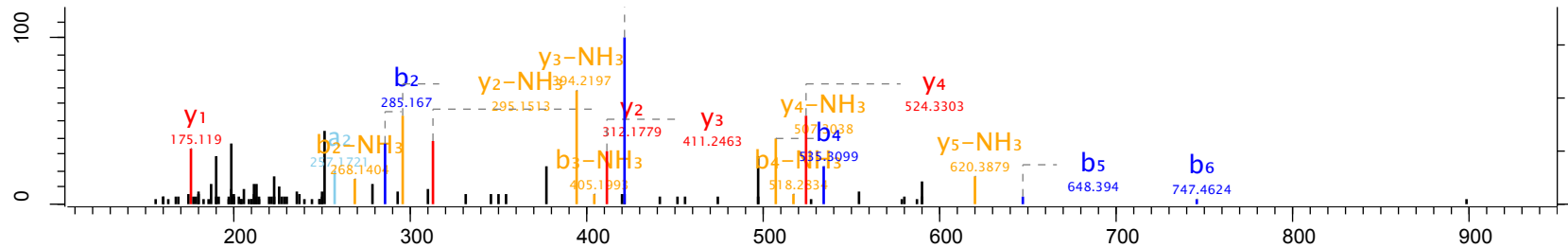
3158

TOF; CID

116.88

353.55

Zscan25



Raw file

Scan

Method

Score

m/z

Gene names

20150402_CerP14_Frac21_top_opt_C9_01_1830

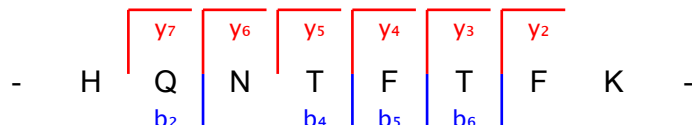
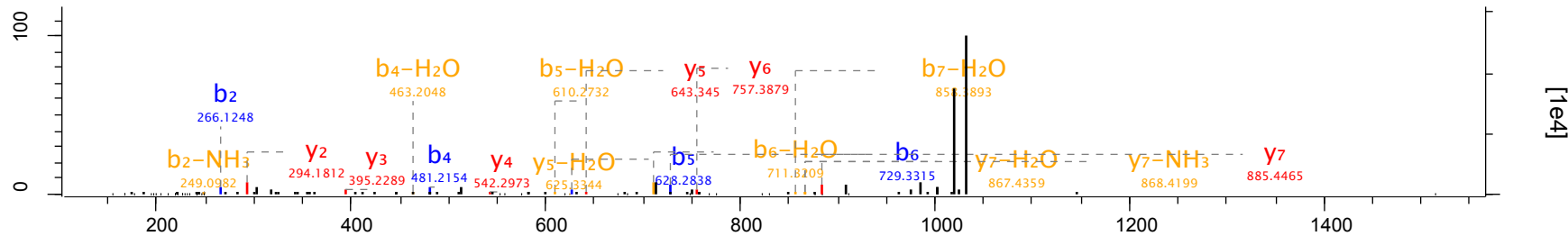
10271

TOF; CID

113.71

511.76

1110059E24Rik



Raw file

Scan

Method

Score

m/z

Gene names

20150402_CerP14_Frac21_top_opt_C9_01_1830

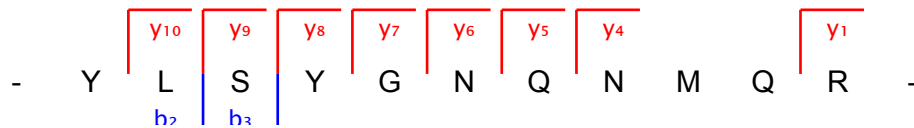
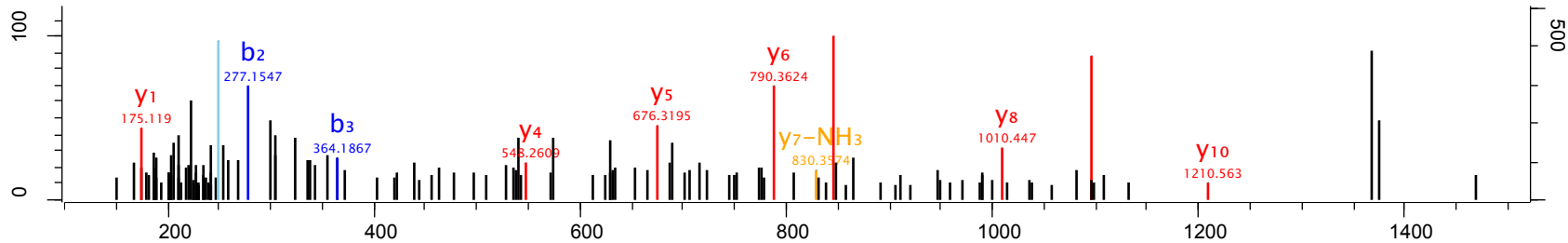
15360

TOF; CID

63.62

687.32

Tet2



Raw file

Scan

Method

Score

m/z

Gene names

20150402_CerP14_Frac21_top_opt_C9_01_1830

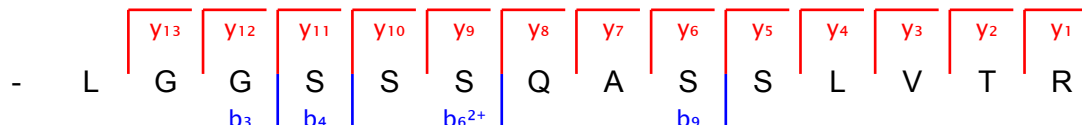
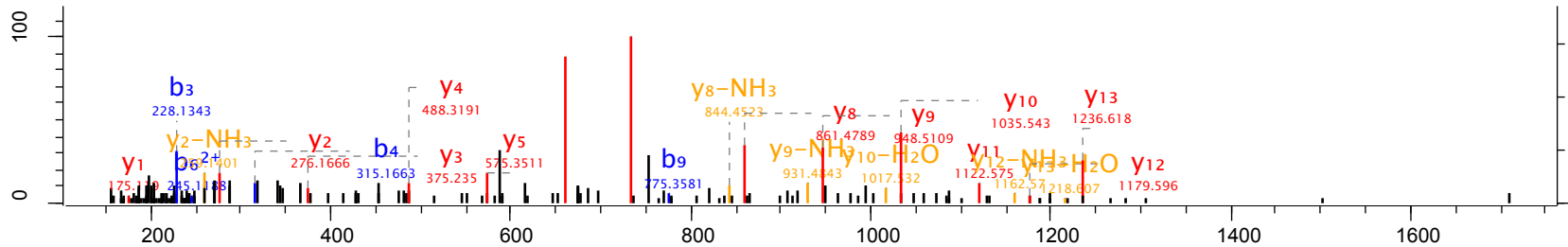
15765

TOF; CID

89.91

675.36

Stap2



Raw file

20150402_CerP14_Frac21_top_opt_C9_01_1830

Scan

16398

Method

TOF; CID

Score

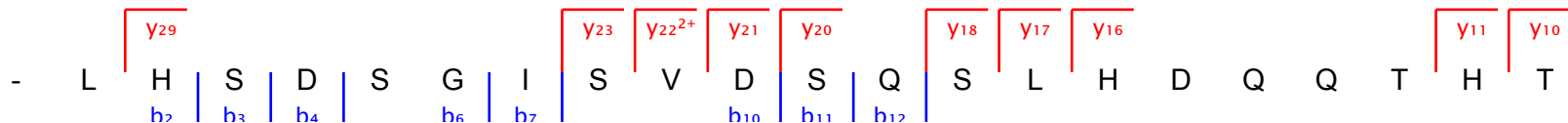
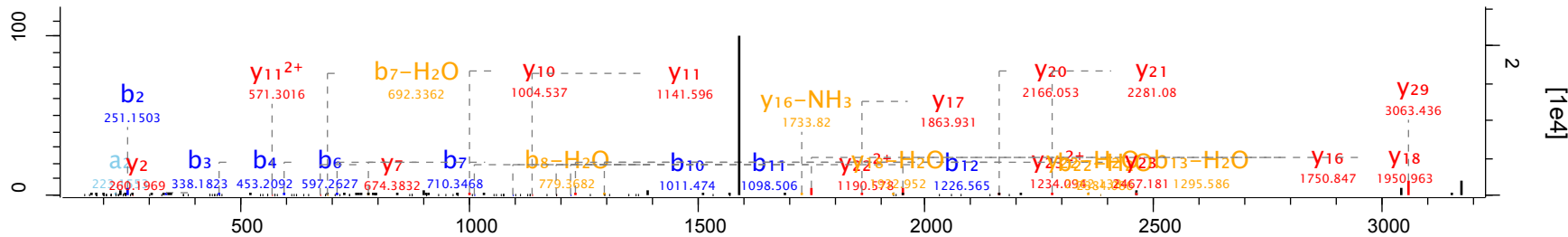
56.85

m/z

794.89

Gene names

Ngfr



Raw file

Scan

Method

Score

m/z

Gene names

20150402_CerP14_Frac21_top_opt_C9_01_1830

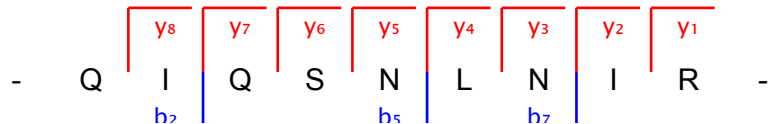
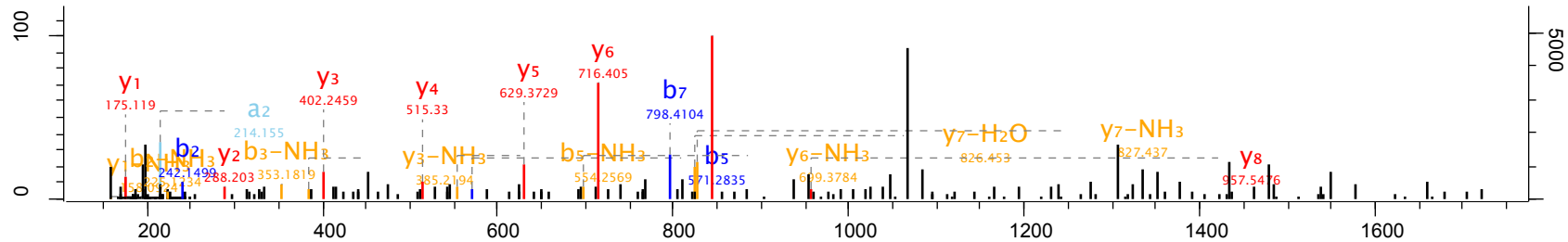
17279

TOF; CID

89.03

543.81

Ly86



Raw file

Scan

Method

Score

m/z

Gene names

20150402_CerP14_Frac21_top_opt_C9_01_1830

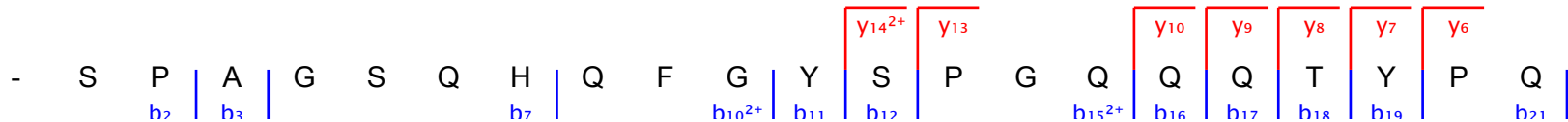
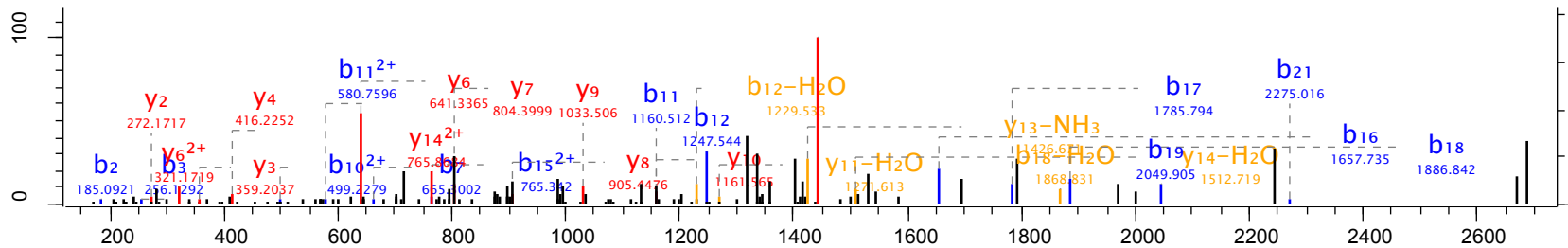
17842

TOF; CID

92.89

897.76

Mplkip;Gm7102



Raw file

Scan

Method

Score

m/z

Gene names

20150402_CerP14_Frac21_top_opt_C9_01_1830

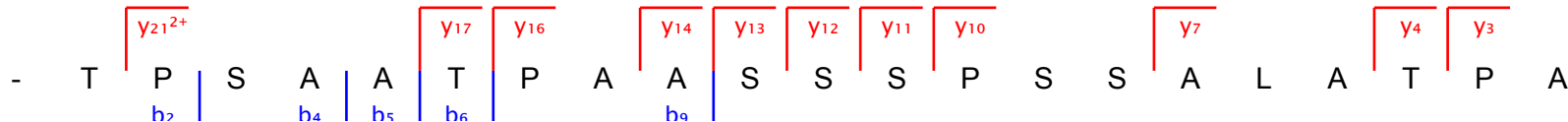
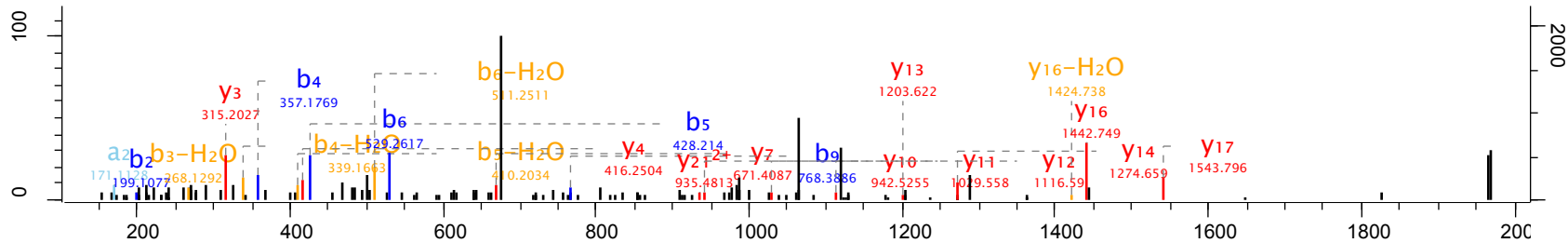
20196

TOF; CID

57.81

986.01

Sox4



Raw file

Scan

Method

Score

m/z

Gene names

20150402_CerP14_Frac21_top_opt_C9_01_1830

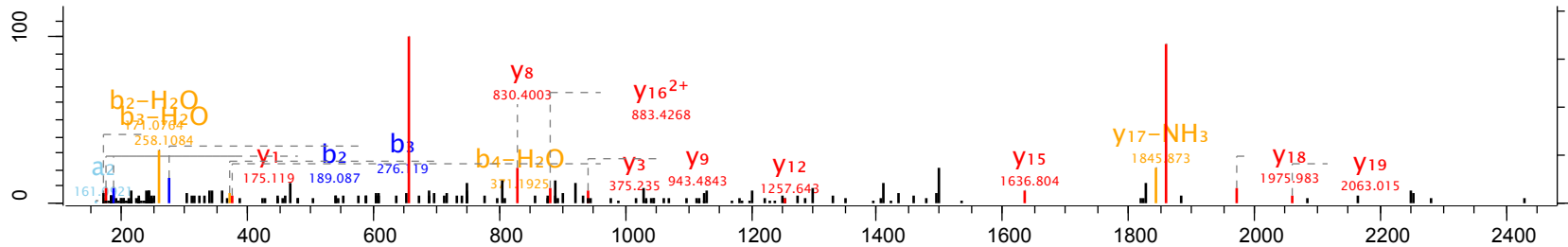
26422

TOF; CID

41.62

751.37

Prr15



- T S S L P E N Q H S N I L G D P G E S L R

b₂ b₃ y₁₉ y₁₈ y₁₇ y₁₆²⁺ y₁₅ y₁₂ y₉ y₈ y₆ y₃ y₁

Raw file

Scan

Method

Score

m/z

Gene names

20150402_CerP14_Frac21_top_opt_C9_01_1830

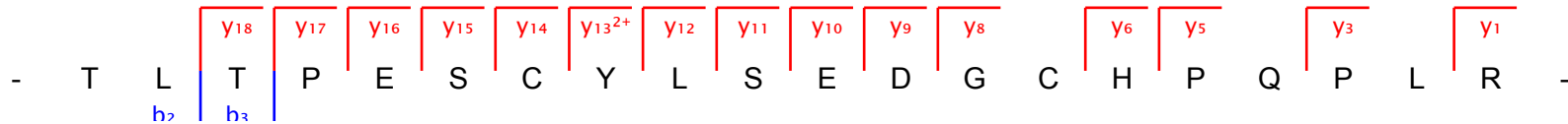
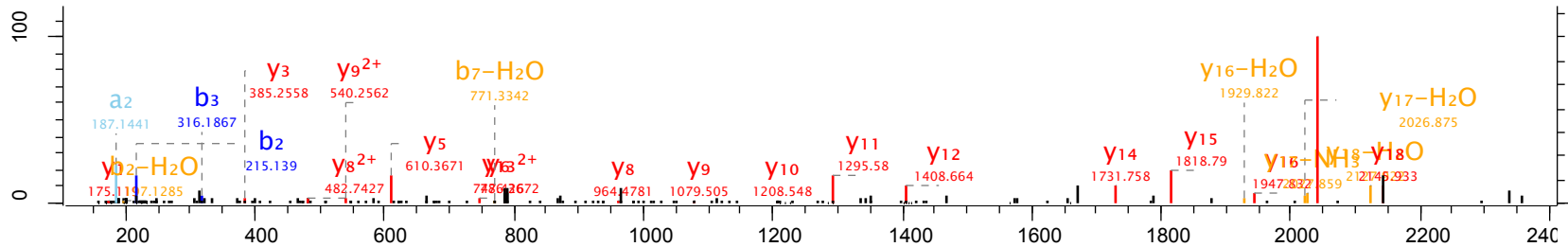
27343

TOF; CID

92.39

787.7

Ppp1r15b



Raw file

20150402_CerP14_Frac21_top_opt_C9_01_1830

Scan

27671

Method

TOF; CID

Score


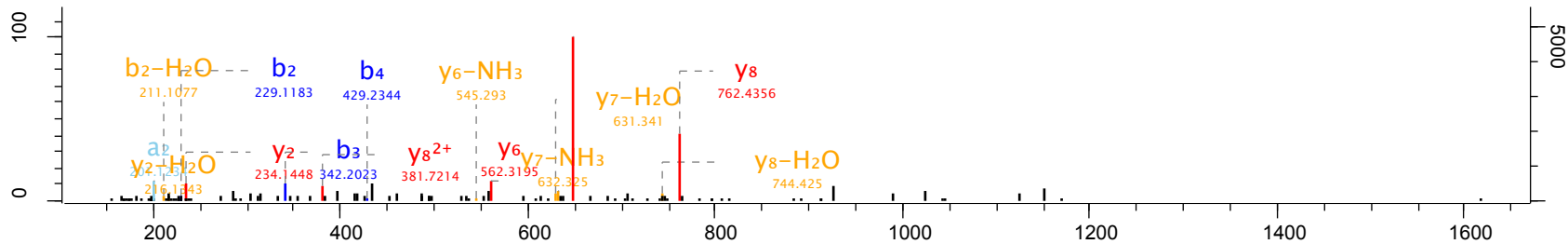
68.66

m/z

495.78

Gene names

Tonsl



Raw file

Scan

Method

Score

m/z

Gene names

20150402_CerP14_Frac21_top_opt_C9_01_1830

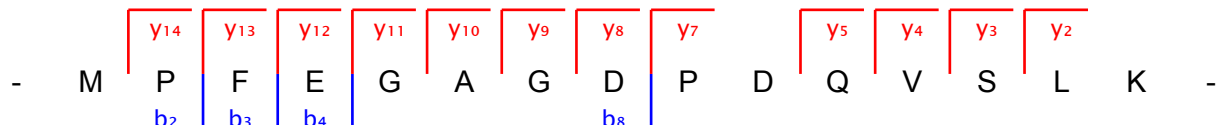
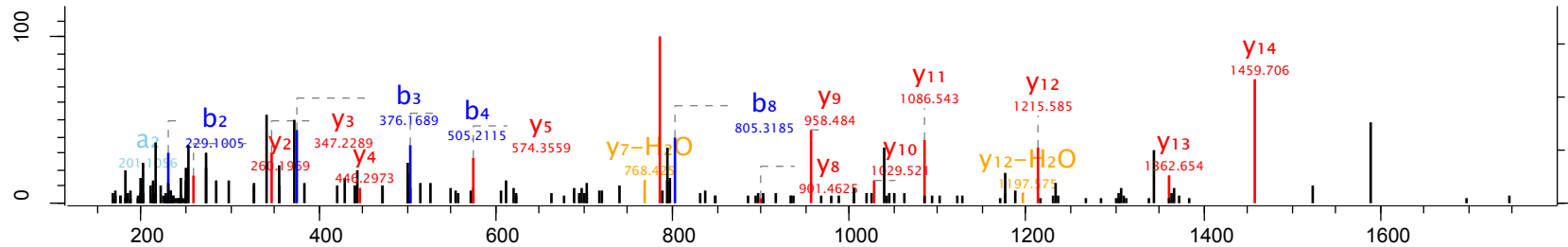
31409

TOF; CID

61.26

795.88

Vip



Raw file

Scan

Method

Score

m/z

Gene names

20150402_CerP14_Frac21_top_opt_C9_01_1830

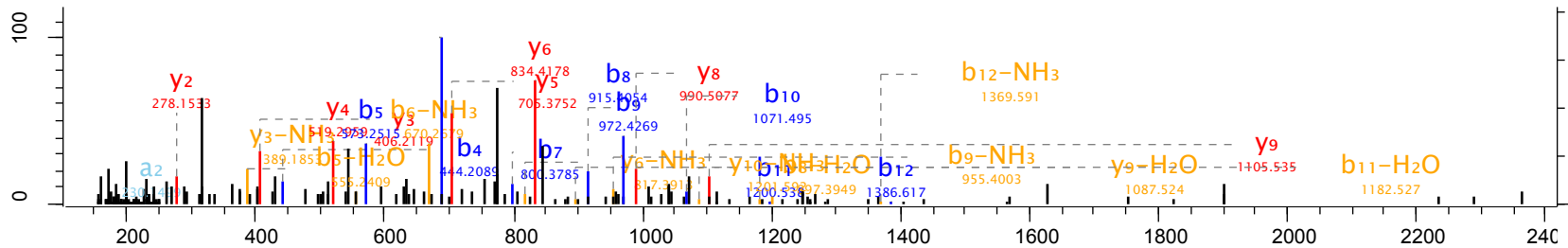
35492

TOF; CID

71.6

635.64

Gtf3c6



- K E | G E | E | N | I D | G | V E | W | L Q | M K -

a₂ | b₄ | b₅ | b₆ | b₇ | b₈ | b₉ | b₁₀ | b₁₁ | b₁₂

y₉ | y₈ | y₆ | y₅ | y₄ | y₃ | y₂

Raw file

Scan

Method

Score

m/z

Gene names

20150402_CerP14_Frac21_top_opt_C9_01_1830

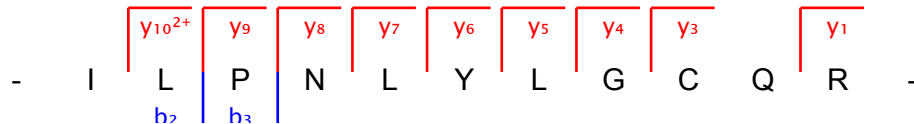
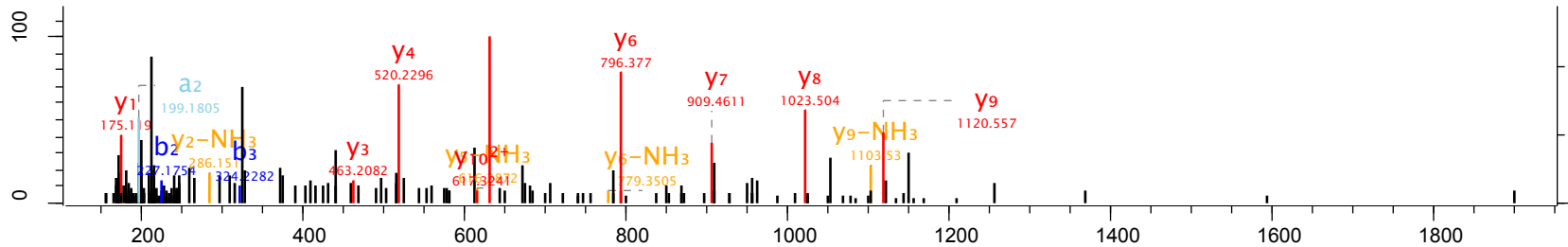
35644

TOF; CID

67.33

673.87

Dusp16



Raw file

Scan

Method

Score

m/z

Gene names

20150402_CerP14_Frac21_top_opt_C9_01_1830

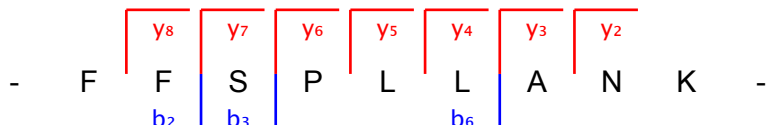
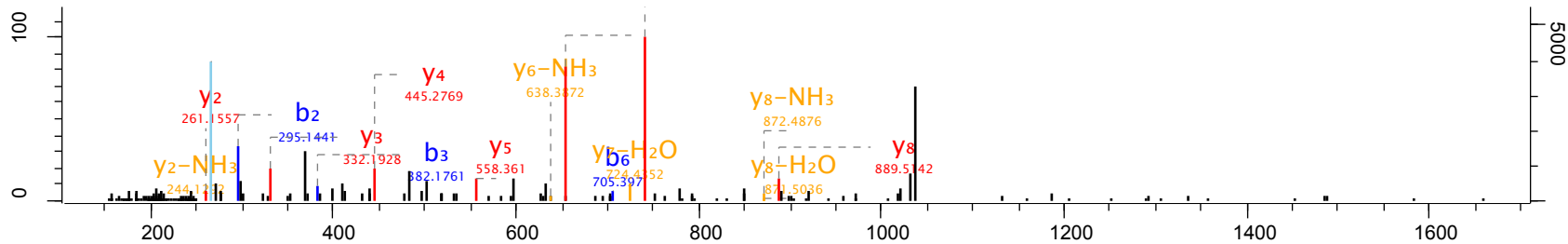
35712

TOF; CID

86.67

518.8

Rhag



Raw file

20150402_CerP14_Frac21_top_opt_C9_01_1830

Scan

35808

Method

TOF; CID

Score

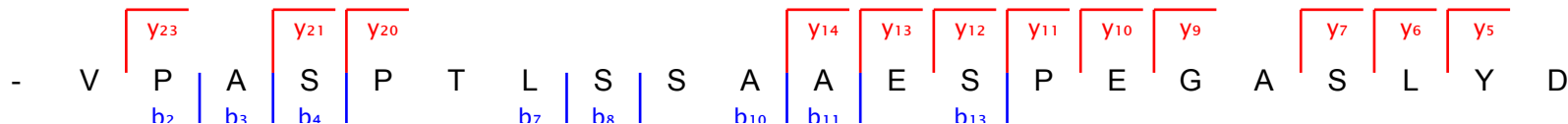
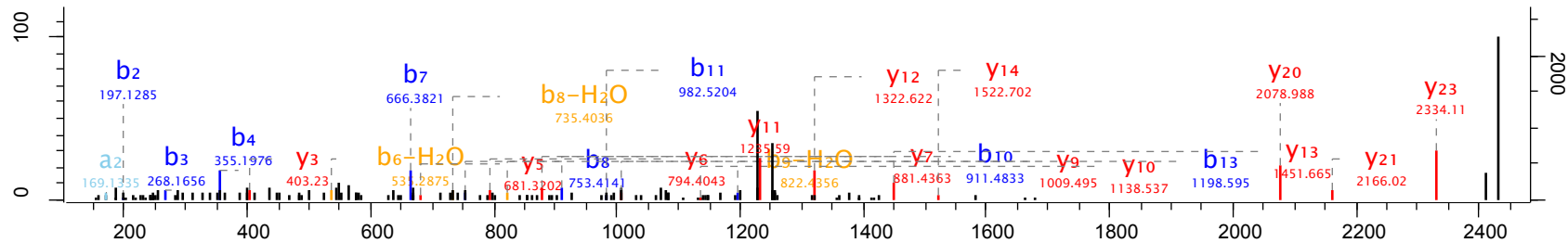
55.05

m/z

1217.6

Gene names

Sox11



Raw file

Scan

Method

Score

m/z

Gene names

20150402_CerP14_Frac21_top_opt_C9_01_1830

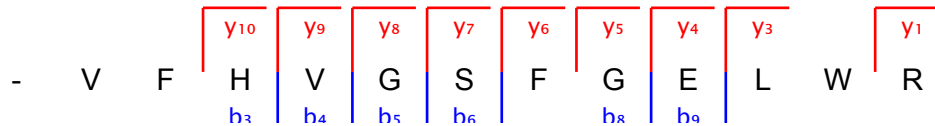
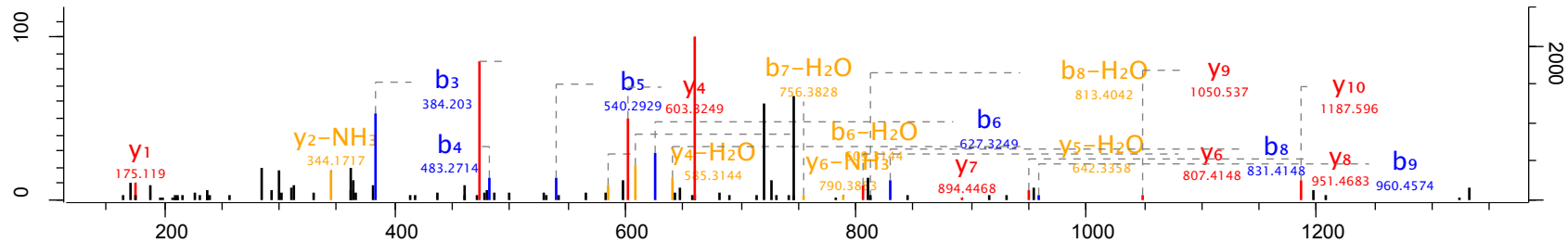
40212

TOF; CID

93.62

478.58

Snapc3



Raw file

Scan

Method

Score

m/z

Gene names

20150402_CerP14_Frac21_top_opt_C9_01_1830

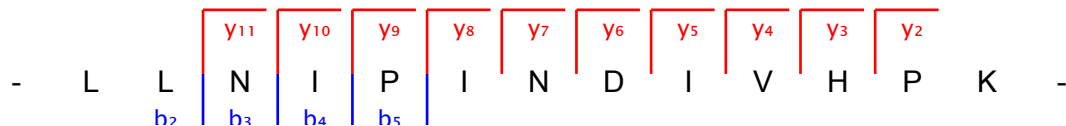
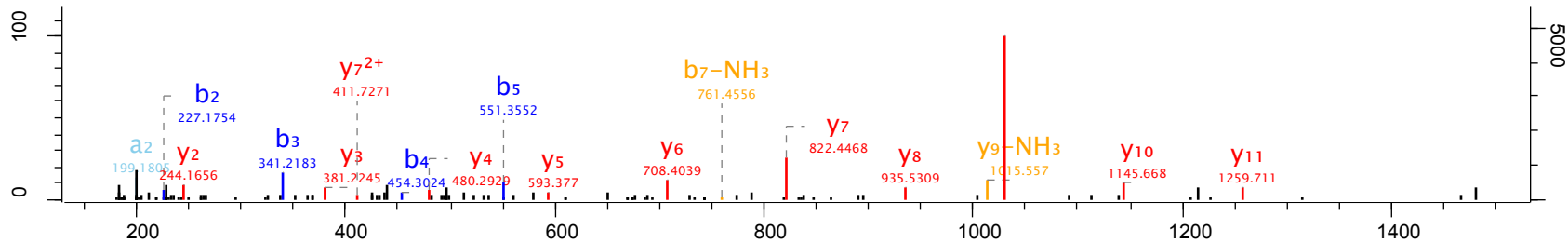
40516

TOF; CID

79.09

495.97

Dnajb13



Raw file

Scan

Method

Score

m/z

Gene names

20150402_CerP14_Frac21_top_opt_C9_01_1830

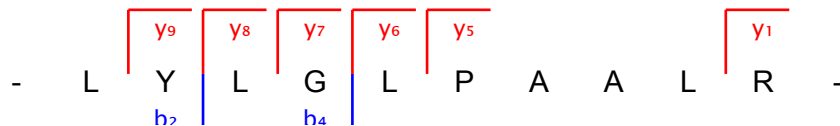
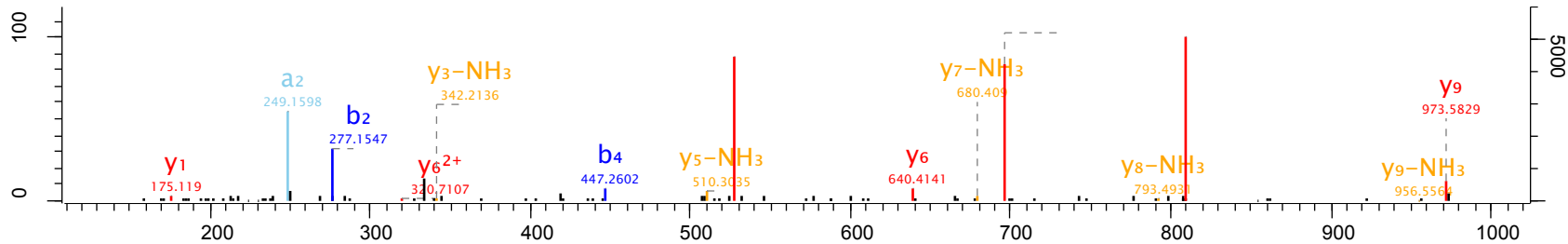
42677

TOF; CID

72.88

543.84

Slco1a6



Raw file

Scan

Method

Score

m/z

Gene names

20150402_CerP14_Frac21_top_opt_C9_01_1830

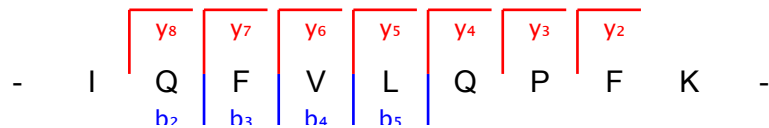
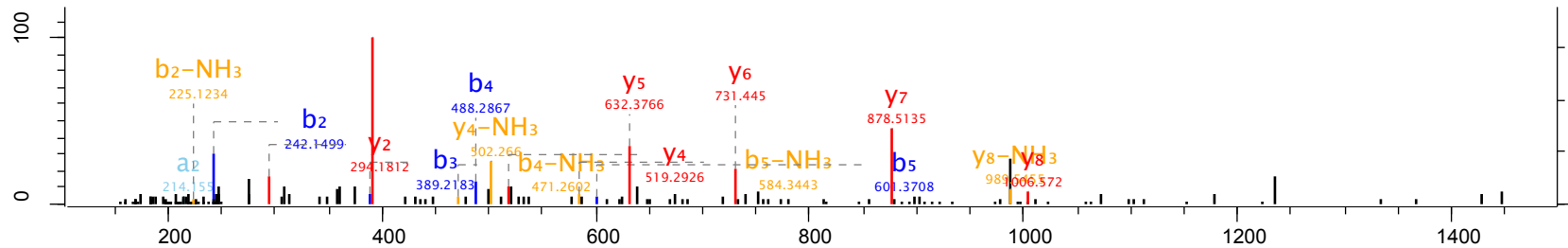
42984

TOF; CID

97.43

560.33

Tifa



Raw file

20150402_CerP14_Frac21_top_opt_C9_01_1830

Scan

44830

Method

TOF; CID

Score

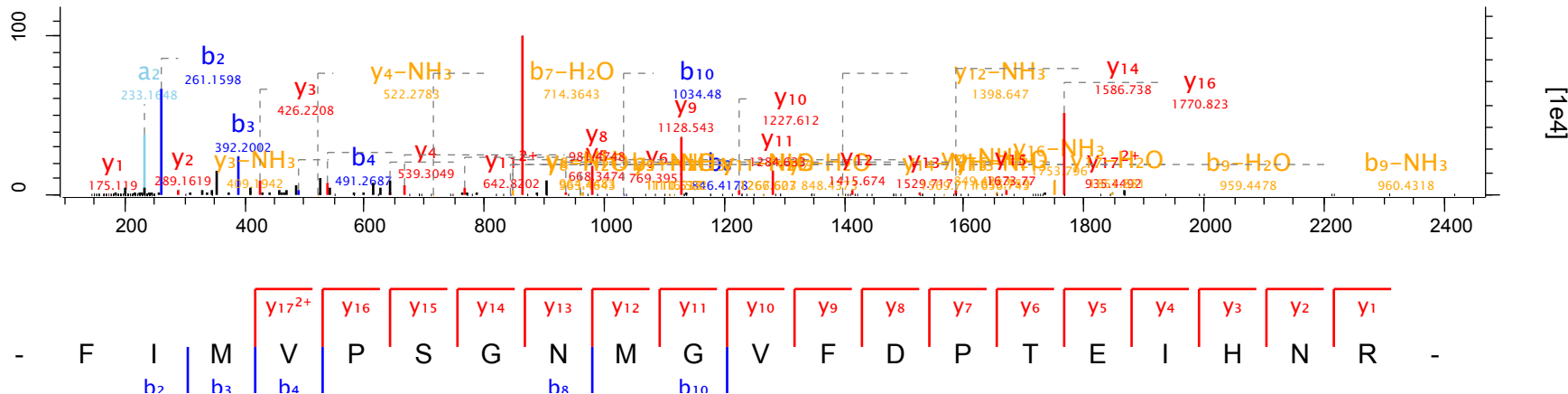
159.26

m/z

754.71

Gene names

Cnih4



Raw file

Scan

Method

Score

m/z

Gene names

20150402_CerP14_Frac21_top_opt_C9_01_1830

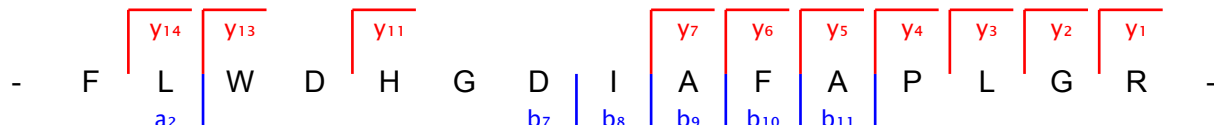
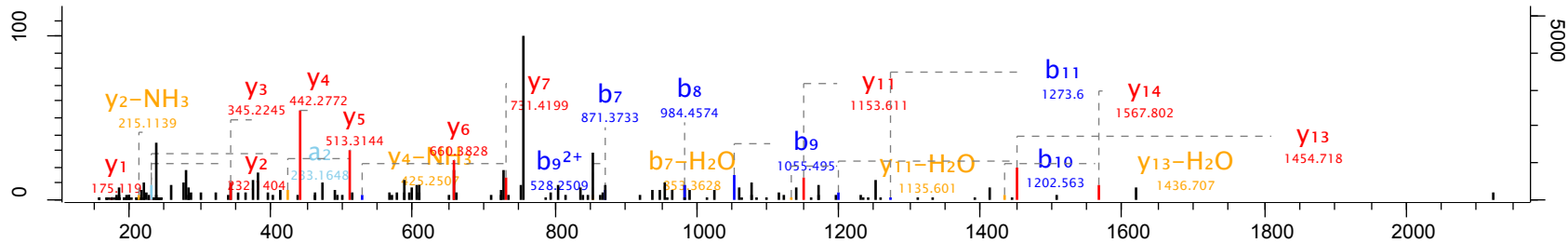
48132

TOF; CID

63.29

572.3

Taf1c



Raw file

Scan

Method

Score

m/z

Gene names

20150402_CerP14_Frac21_top_opt_C9_01_1830

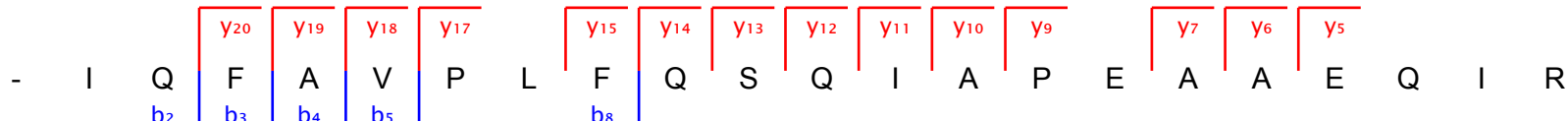
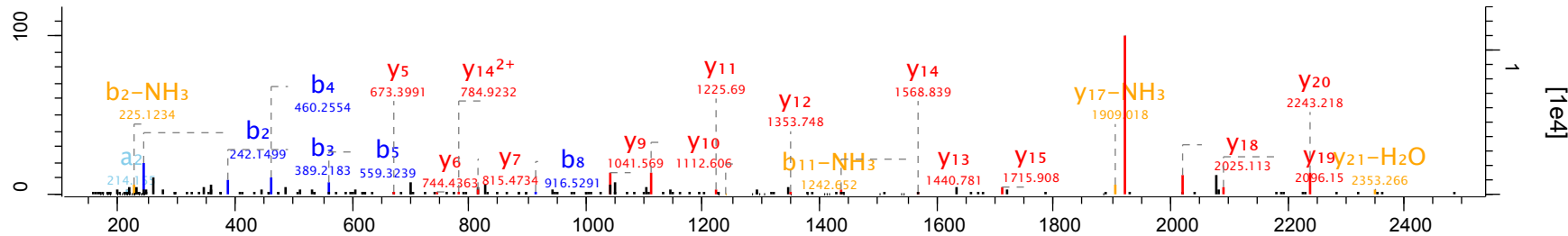
48286

TOF; CID

80.41

829.13

Ppp1r1c



Raw file

Scan

Method

Score

m/z

Gene names

20150402_CerP14_Frac21_top_opt_C9_01_1830

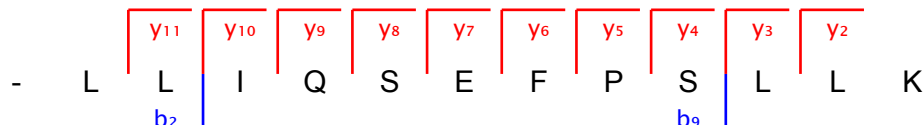
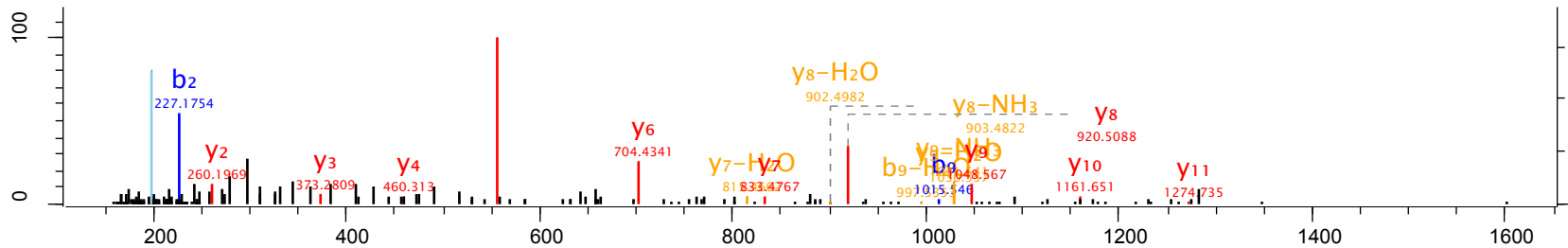
48574

TOF; CID

65.29

694.42

S100g



Raw file

Scan

Method

Score

m/z

Gene names

20150402_CerP14_Frac22_top_opt_C10_01_1831

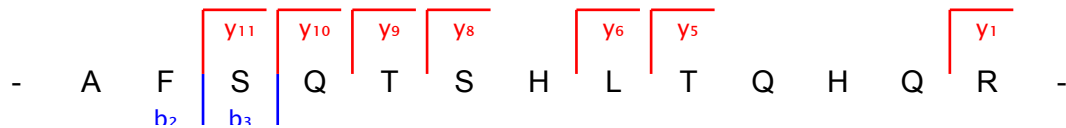
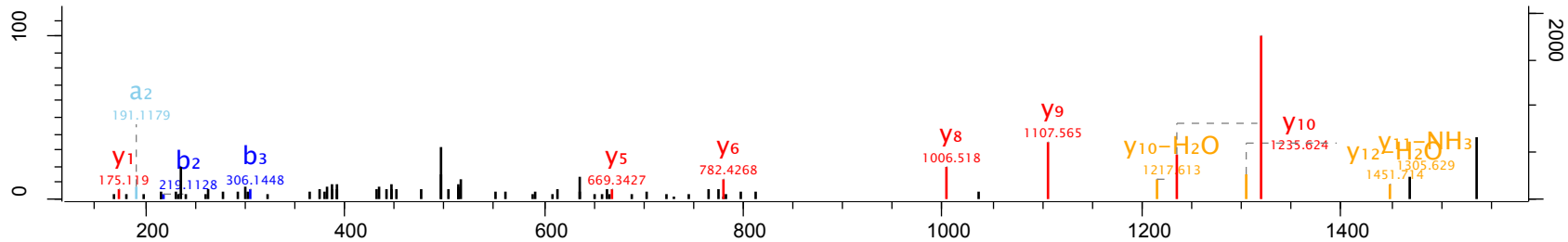
5734

TOF; CID

44.51

514.26

Zfp324



Raw file

Scan

Method

Score

m/z

Gene names

20150402_CerP14_Frac22_top_opt_C10_01_1831

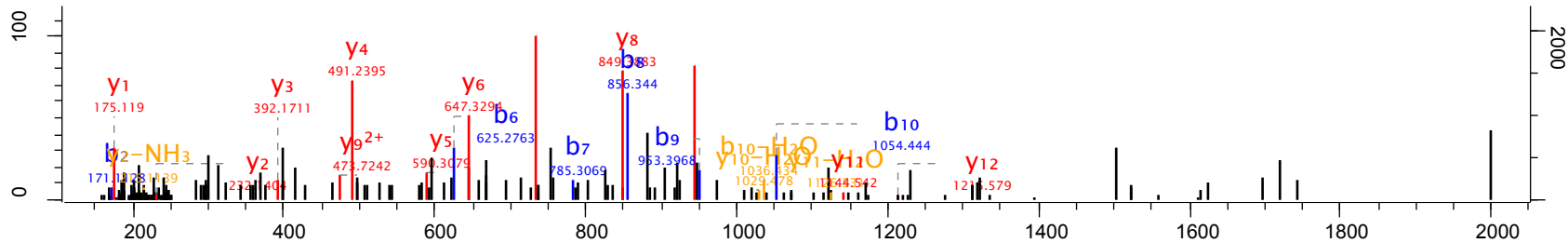
21666

TOF; CID

48.38

667.3

Chrna7



- G L E G M H C A P T P D S G V V C G R -

 | | | | | | | | | |

 b₂ b₆ b₇ b₈ b₉ b₁₀

 y₁₂ y₁₁ y₉ y₈ y₇ y₆ y₅ y₄ y₃ y₂ y₁

Raw file

Scan

Method

Score

m/z

Gene names

20150402_CerP14_Frac22_top_opt_C10_01_1831

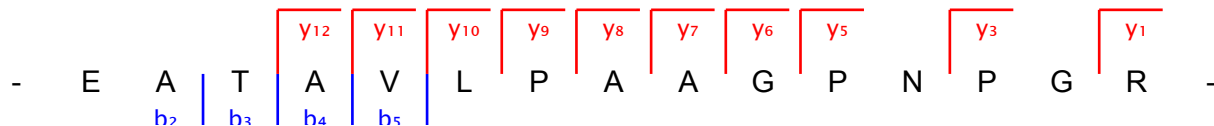
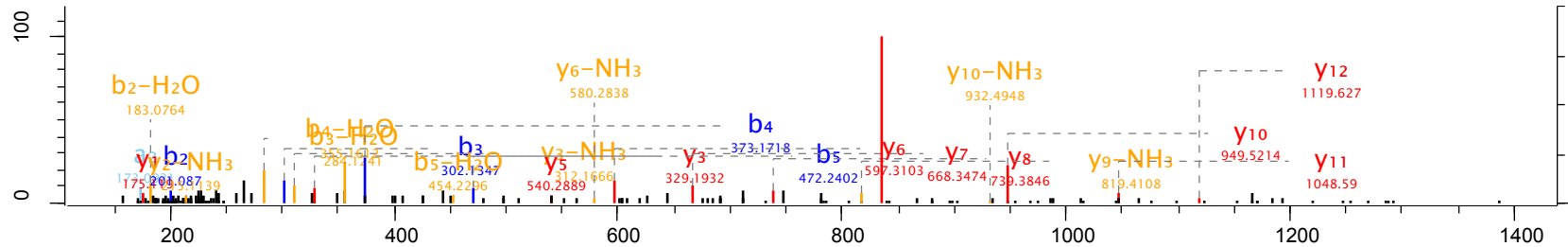
22335

TOF; CID

113.07

710.89

Dirc2



Raw file

Scan

Method

Score

m/z

Gene names

20150402_CerP14_Frac22_top_opt_C10_01_1831

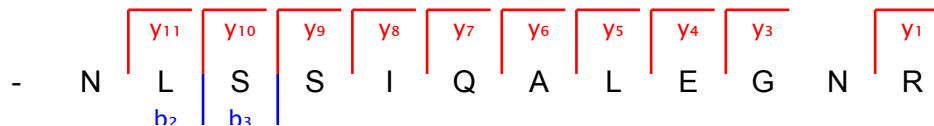
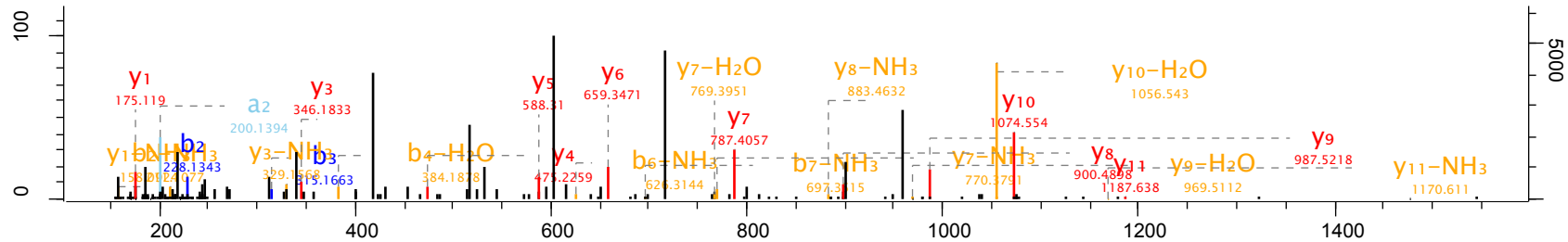
25431

TOF; CID

91.78

651.35

Itgb3bp



Raw file

Scan

Method

Score

m/z

Gene names

20150402_CerP14_Frac22_top_opt_C10_01_1831

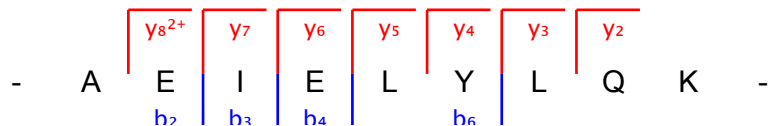
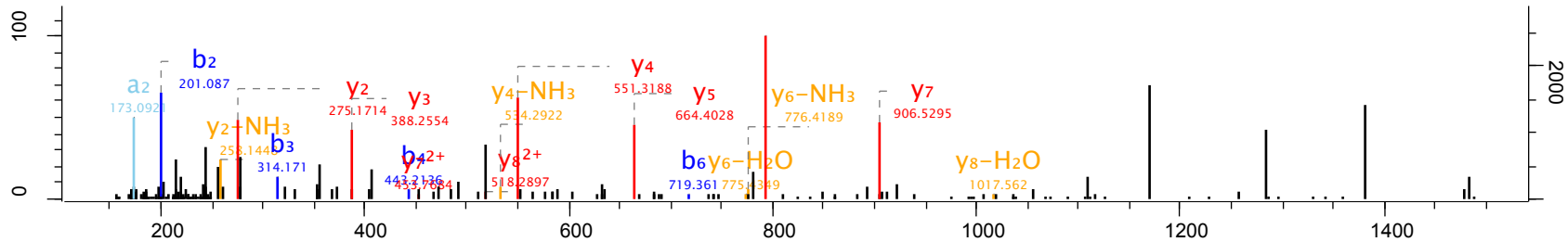
30550

TOF; CID

88.18

553.81

Fkbp7



Raw file

Scan

Method

Score

m/z

Gene names

20150402_CerP14_Frac22_top_opt_C10_01_1831

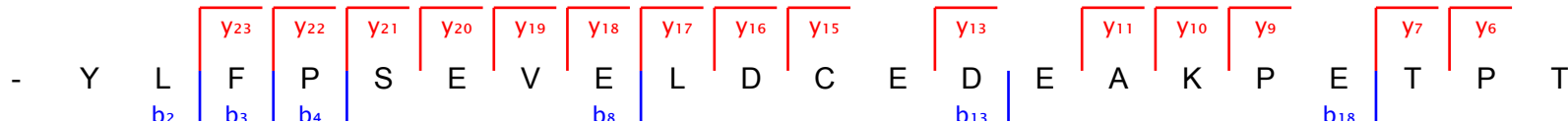
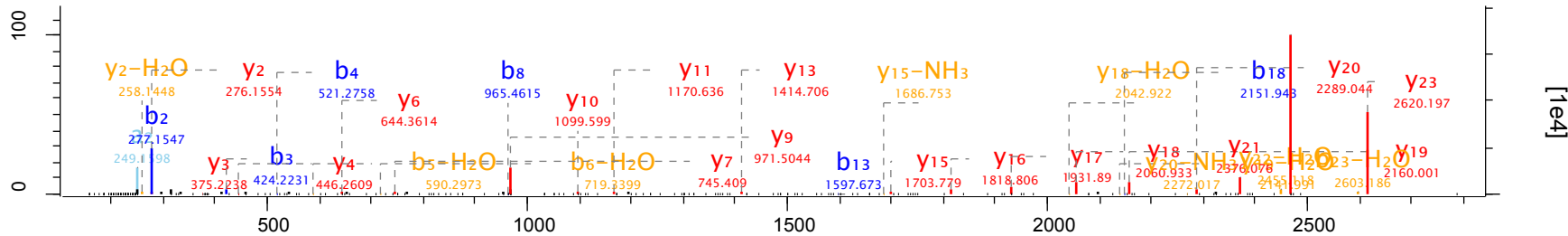
37927

TOF; CID

112.48

966.46

Tmem128



Raw file

Scan

Method

Score

m/z

Gene names

20150402_CerP14_Frac22_top_opt_C10_01_1831

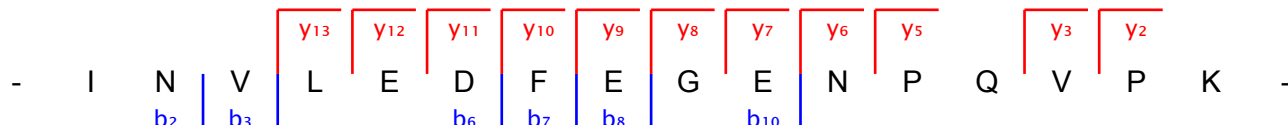
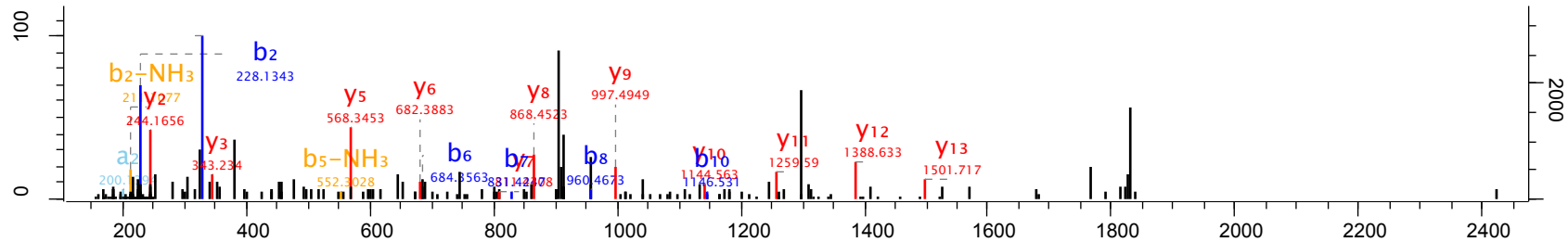
40442

TOF; CID

45.22

914.46

Efna3



Raw file

20150402_CerP14_Frac22_top_opt_C10_01_1831

Scan

45171

Method

TOF; CID

Score

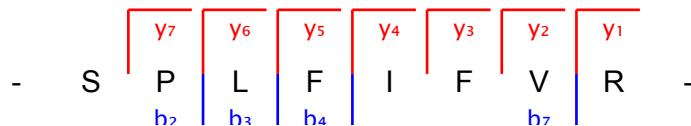
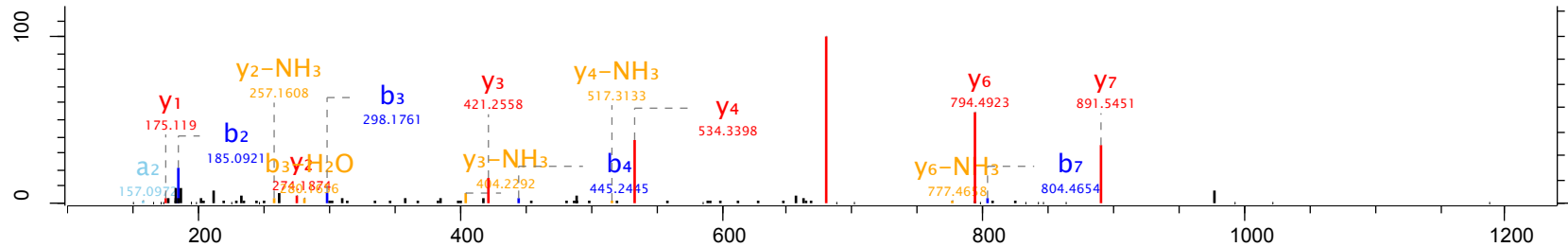
107.9

m/z

489.79

Gene names

Bcl2l11



Raw file

20150402_CerP14_Frac22_top_opt_C10_01_1831

Scan

Method

Score

m/z

Gene names

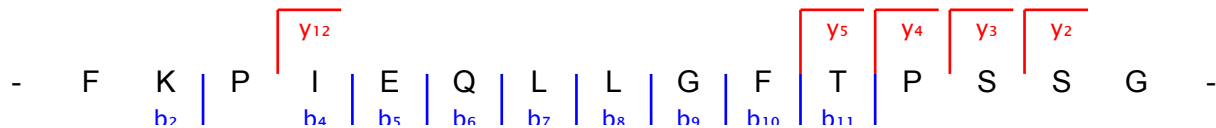
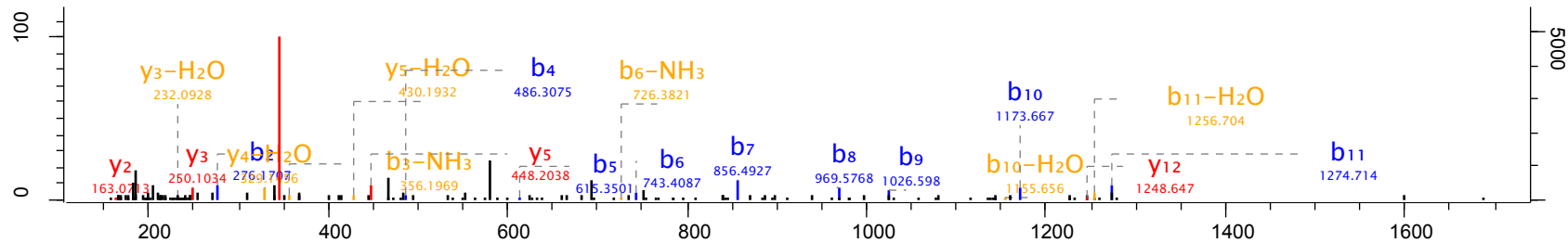
48713

TOF; CID

59.67

810.94

Anapc16



Raw file

Scan

Method

Score

m/z

Gene names

20150402_CerP14_Frac22_top_opt_C10_01_1831

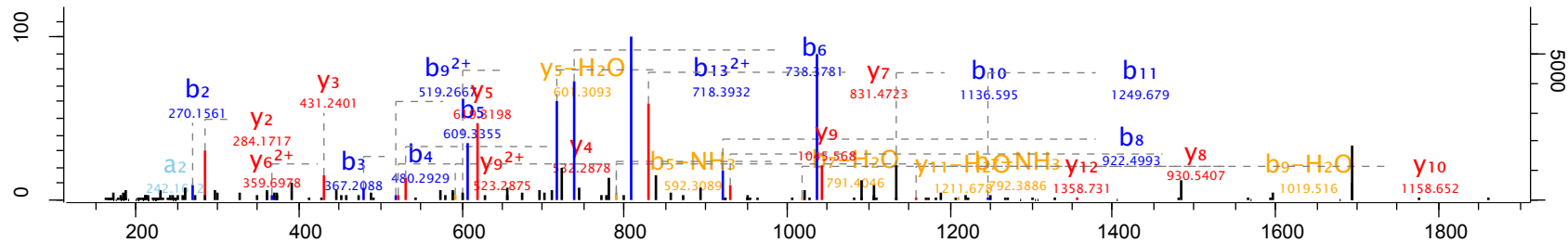
55904

TOF; CID

78.67

656.7

S100a4



ac

- A R P L E E A L D V I V S T F H K -

b₂ | b₃ | b₄ | b₅ | y₁₂ | y₁₀ | y₉ | y₈ | y₇ | y₆²⁺ | y₅ | b₁₃²⁺ | y₄ | y₃ | y₂

Raw file

Scan

Method

Score

m/z

Gene names

20150402_CerP14_Frac23_top_opt_C11_01_1832

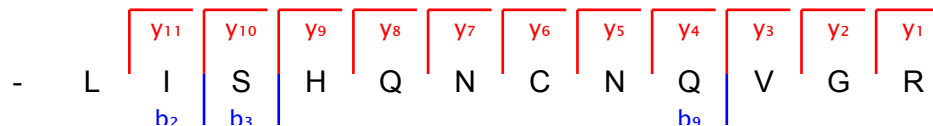
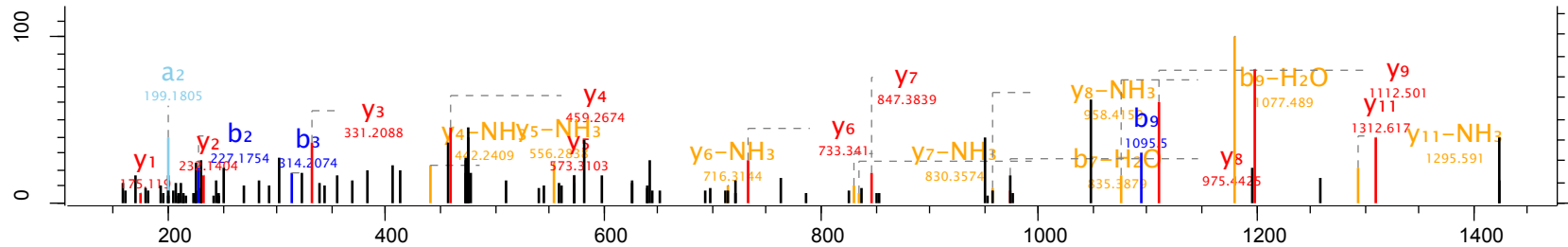
4378

TOF; CID

125.72

475.91

Zfp959;Zfp119b



Raw file

Scan

Method

Score

m/z

Gene names

20150402_CerP14_Frac23_top_opt_C11_01_1832

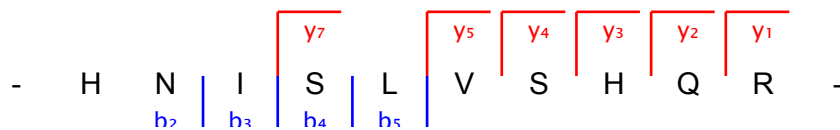
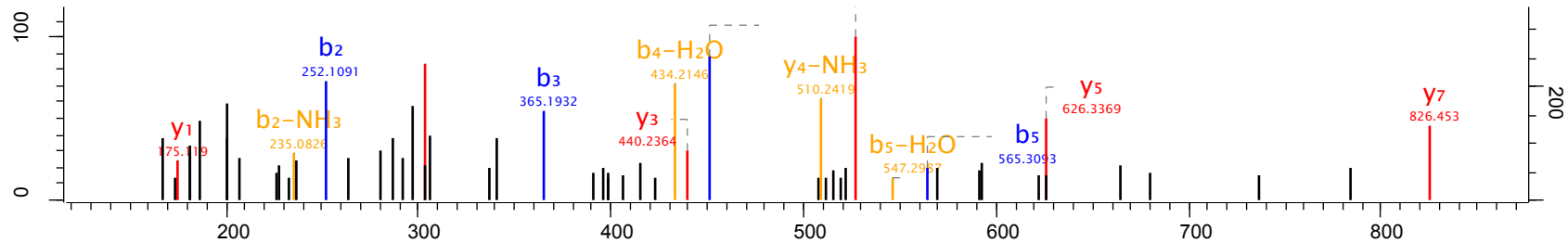
5564

TOF; CID

54.26

397.55

Zfp772



Raw file

Scan

Method

Score

m/z

Gene names

20150402_CerP14_Frac23_top_opt_C11_01_1832

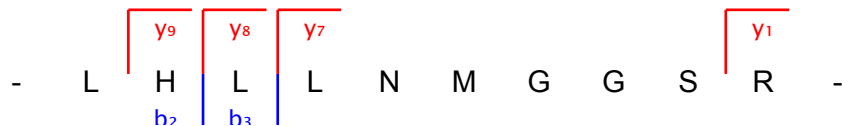
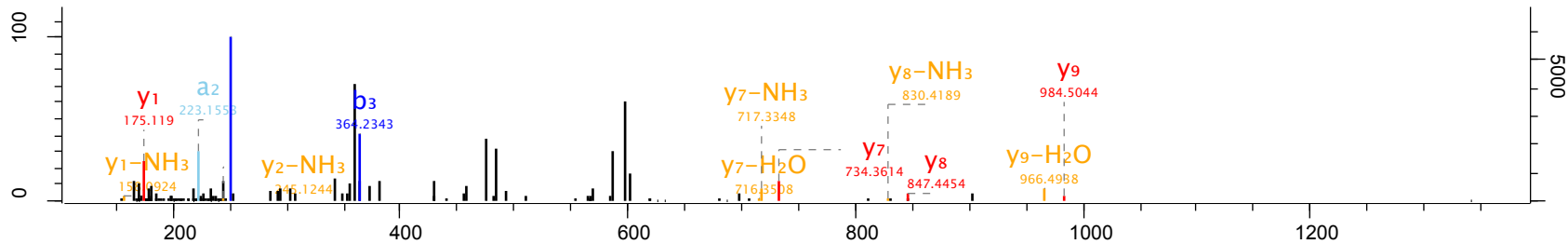
6471

TOF; CID

63.82

366.54

F5



Raw file

Scan

Method

Score

m/z

Gene names

20150402_CerP14_Frac23_top_opt_C11_01_1832

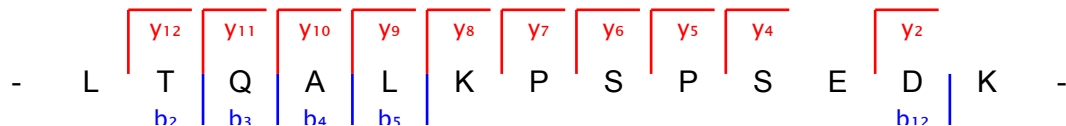
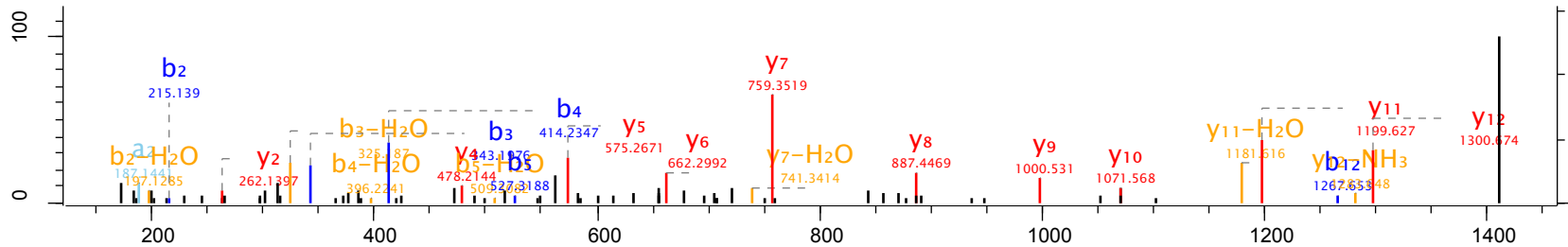
8601

TOF; CID

100.11

707.39

Zbtb48



Raw file

20150402_CerP14_Frac23_top_opt_C11_01_1832

Scan

8881

Method

TOF; CID

Score

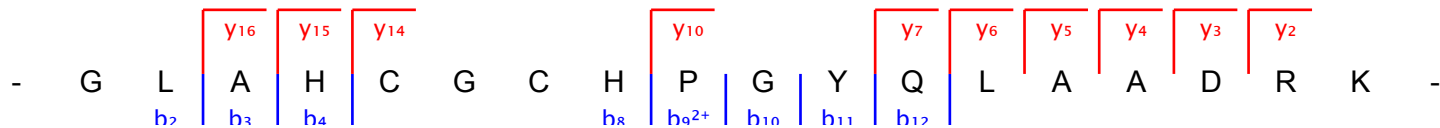
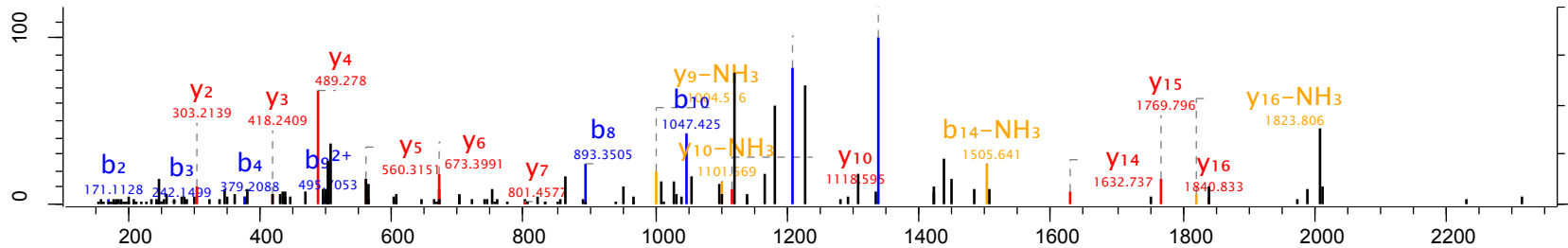
39

m/z

503.74

Gene names

Megf6



Raw file

20150402_CerP14_Frac23_top_opt_C11_01_1832

Scan

11097

Method

TOF; CID

Score

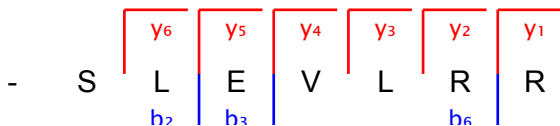
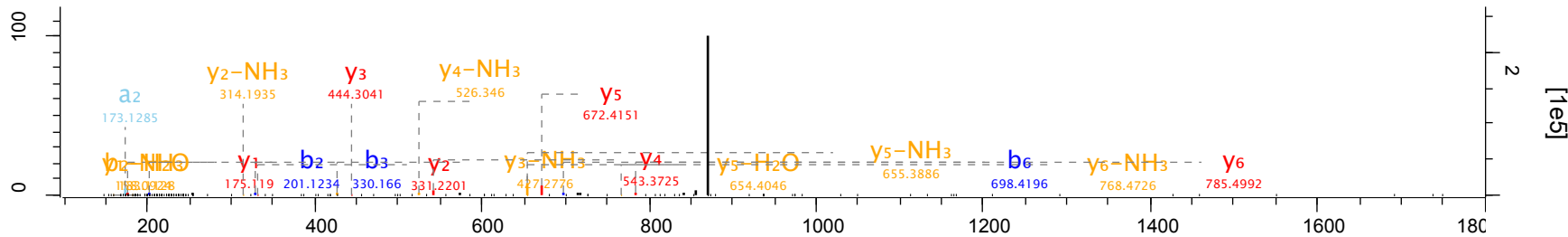
142.64

m/z

436.77

Gene names

II19



Raw file

20150402_CerP14_Frac23_top_opt_C11_01_1832

Scan

13654

Method

TOF; CID

Score

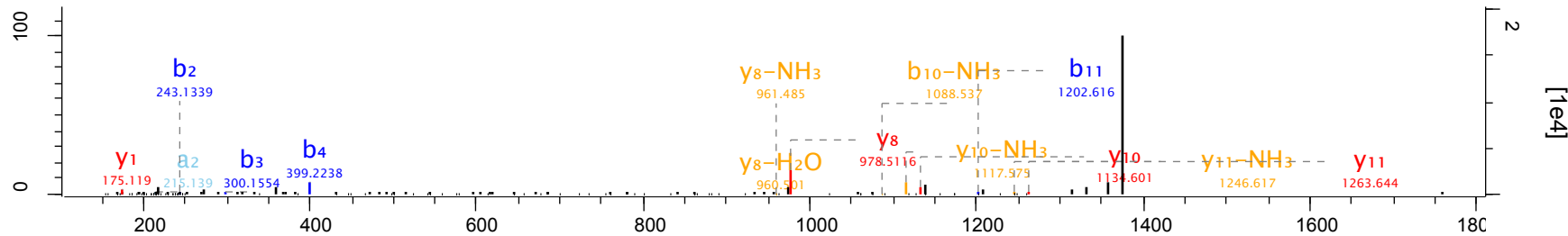
56.94

m/z

688.87

Gene names

Mypn



Raw file

Scan

Method

Score

m/z

Gene names

20150402_CerP14_Frac23_top_opt_C11_01_1832

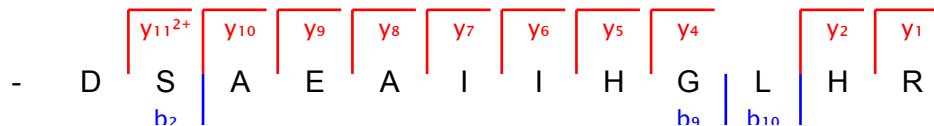
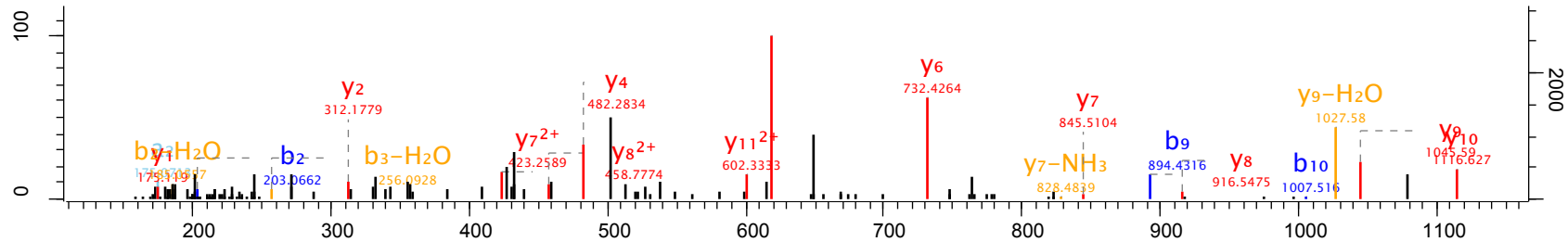
21348

TOF; CID

72.34

440.23

Terf1



Raw file

20150402_CerP14_Frac23_top_opt_C11_01_1832

Scan

25143

Method

TOF; CID

Score

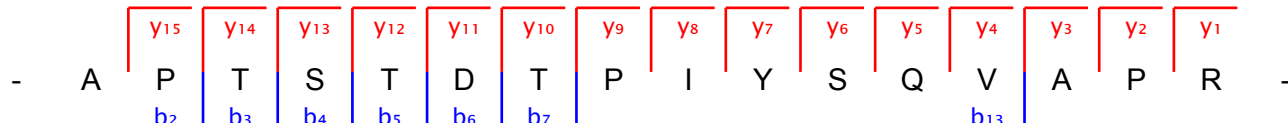
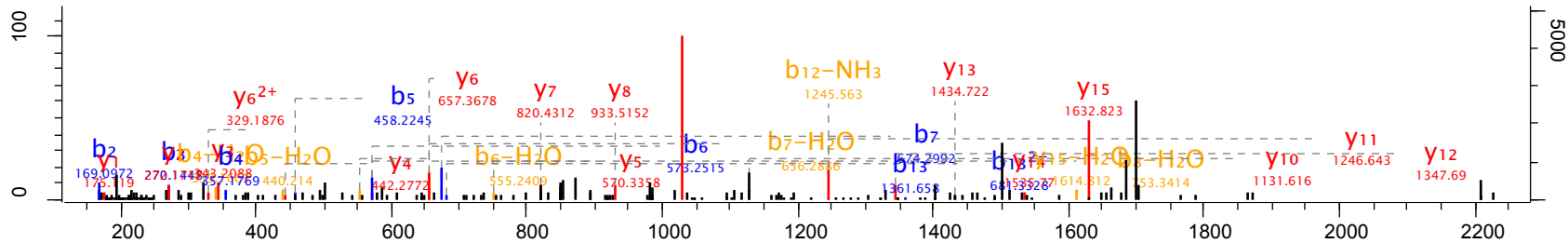
103.01

m/z

852.44

Gene names

Ptpn18



Raw file

Scan

Method

Score

m/z

Gene names

20150402_CerP14_Frac23_top_opt_C11_01_1832

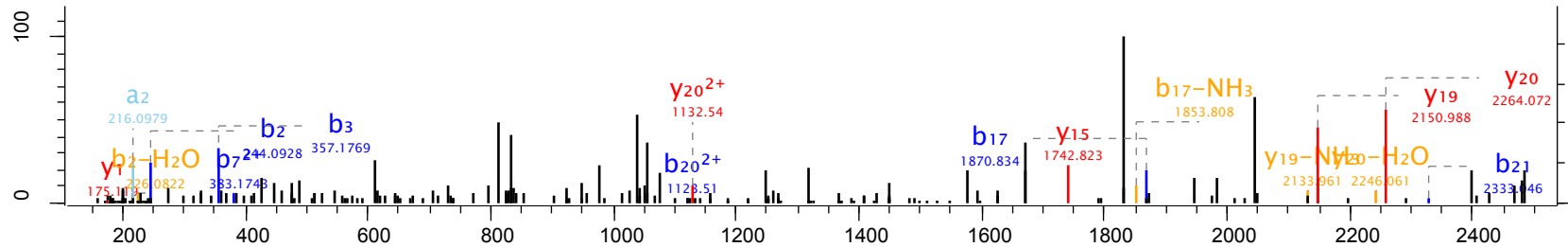
27787

TOF; CID

35.54

836.39

Las2



Raw file

Scan

Method

Score

m/z

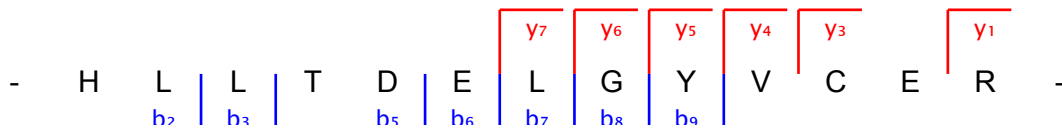
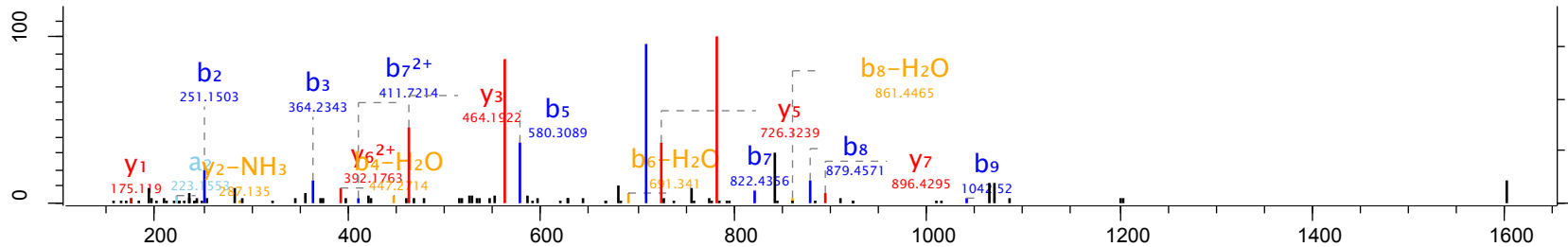
20150402_CerP14_Frac23_top_opt_C11_01_1832

30882

TOF; CID

77.18

535.6



Raw file

20150402_CerP14_Frac23_top_opt_C11_01_1832

Scan

30929

Method

TOF; CID

Score

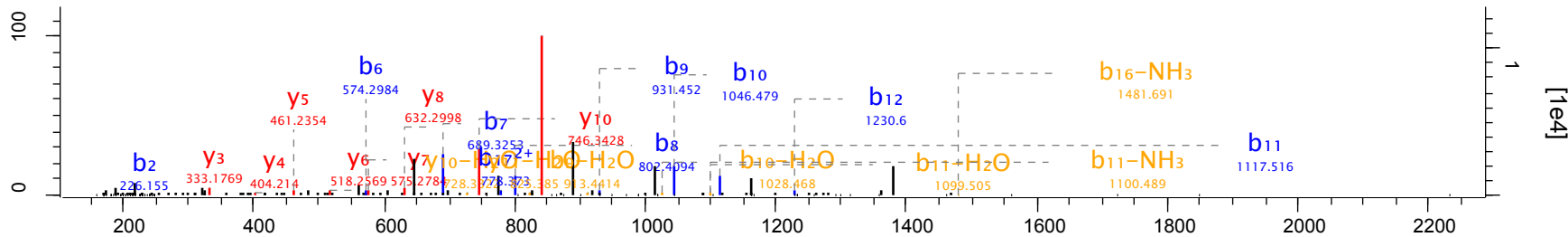
56.68

m/z

692.01

Gene names

Cd99



Raw file

Scan

Method

Score

m/z

Gene names

20150402_CerP14_Frac23_top_opt_C11_01_1832

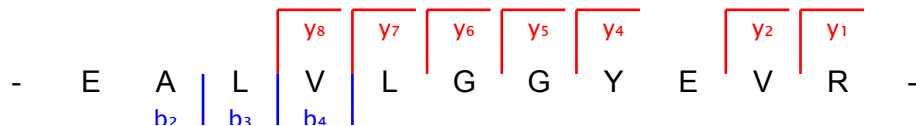
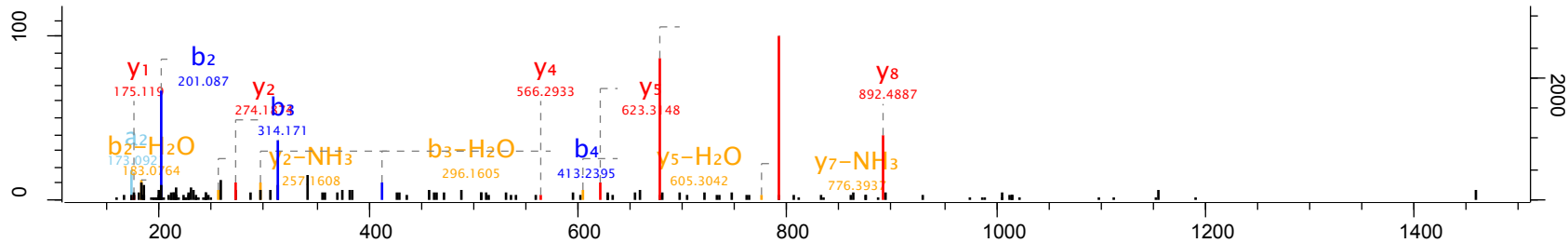
32575

TOF; CID

68.54

603.33

Pnmt



Raw file

20150402_CerP14_Frac23_top_opt_C11_01_1832

Scan

32885

Method

TOF; CID

Score

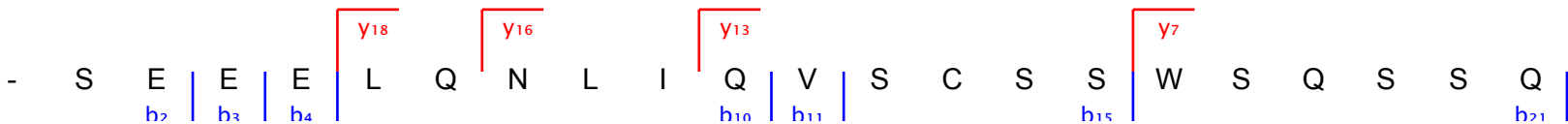
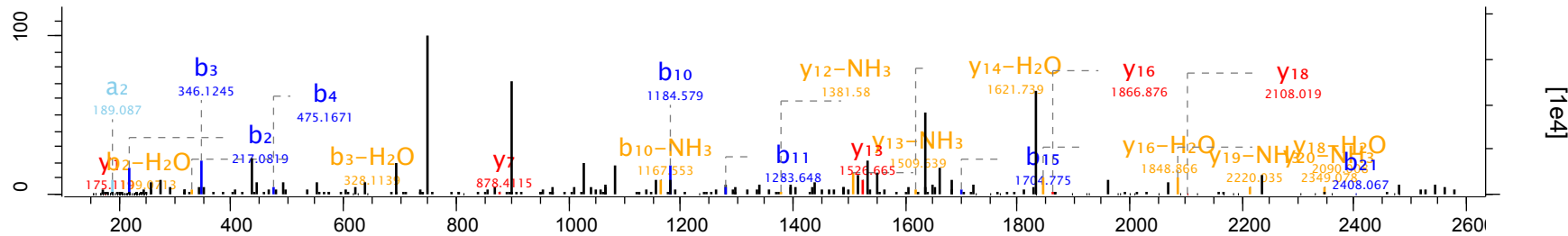
41.8

m/z

863.41

Gene names

Rdm1



Raw file

Scan

Method

Score

m/z

Gene names

20150402_CerP14_Frac23_top_opt_C11_01_1832

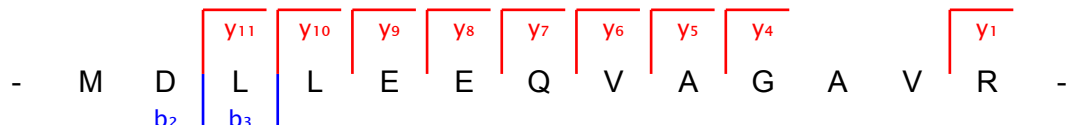
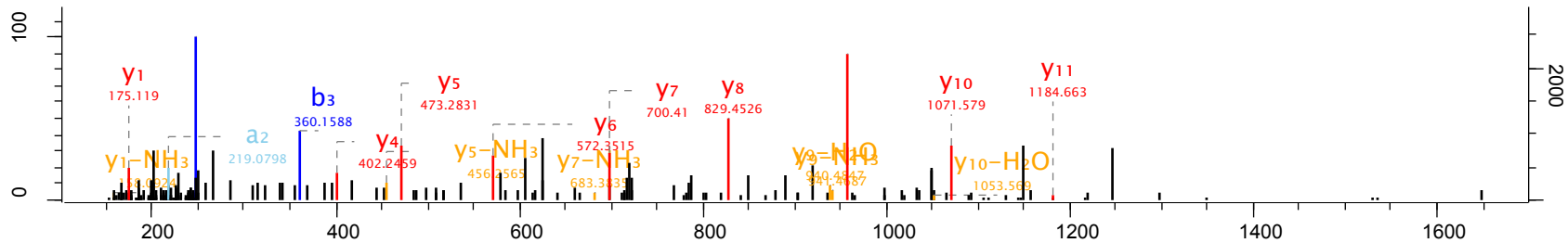
36401

TOF; CID

69.03

715.87

Emilin1



Raw file

Scan

Method

Score

m/z

Gene names

20150402_CerP14_Frac23_top_opt_C11_01_1832

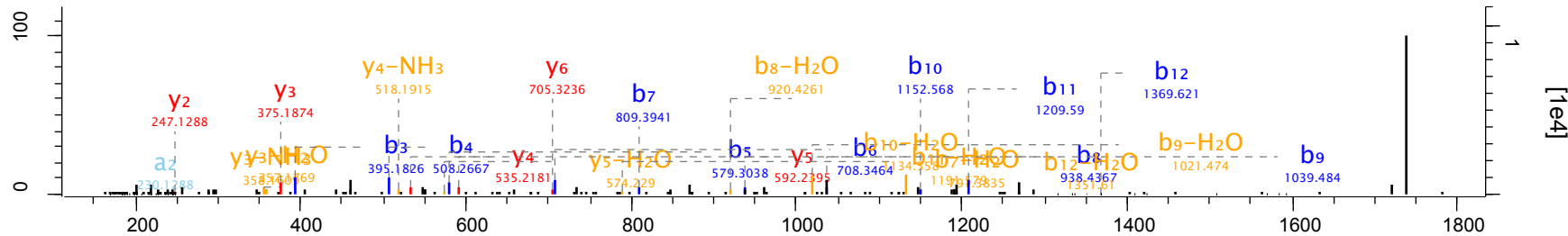
37414

TOF; CID

129.37

872.41

Ltbr



- A W | H | L | A | E | T | E | T | L | G | C | Q | D | L | -

a₂ | b₃ | b₄ | b₅ | b₆ | b₇ | b₈ | b₉ | b₁₀ | b₁₁ | b₁₂

y₆ | y₅ | y₄ | y₃ | y₂

Raw file

Scan

Method

Score

m/z

Gene names

20150402_CerP14_Frac23_top_opt_C11_01_1832

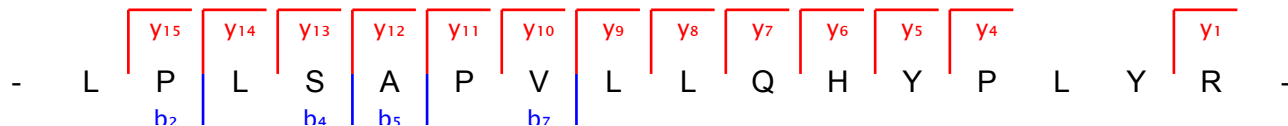
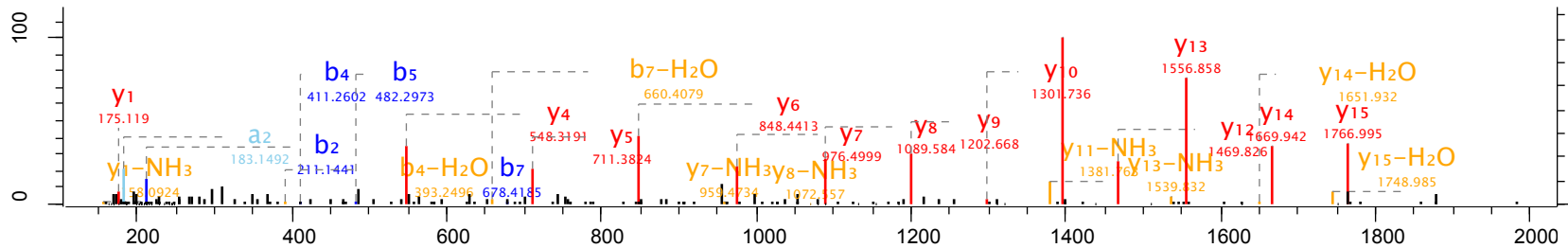
44770

TOF; CID

127.36

627.7

Mppe1



Raw file

Scan

Method

Score

m/z

Gene names

20150402_CerP14_Frac23_top_opt_C11_01_1832

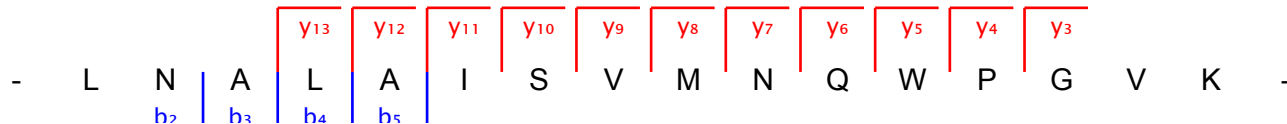
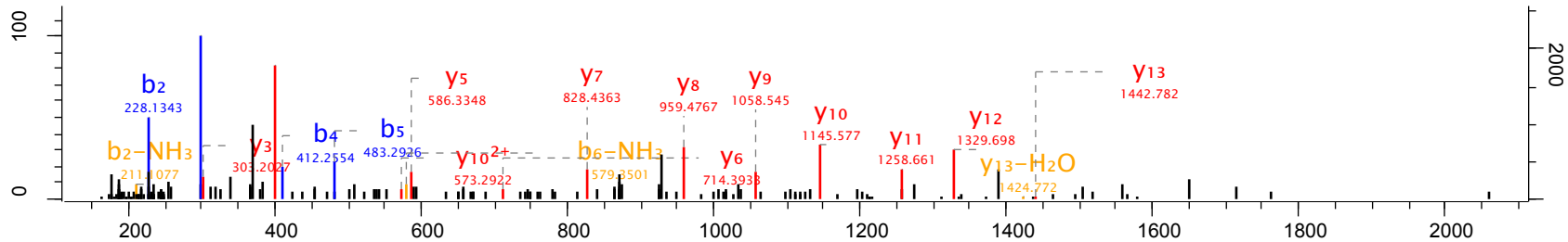
49040

TOF; CID

62.86

871.48

Shh



Raw file

Scan

Method

Score

m/z

Gene names

20150402_CerP14_Frac23_top_opt_C11_01_1832

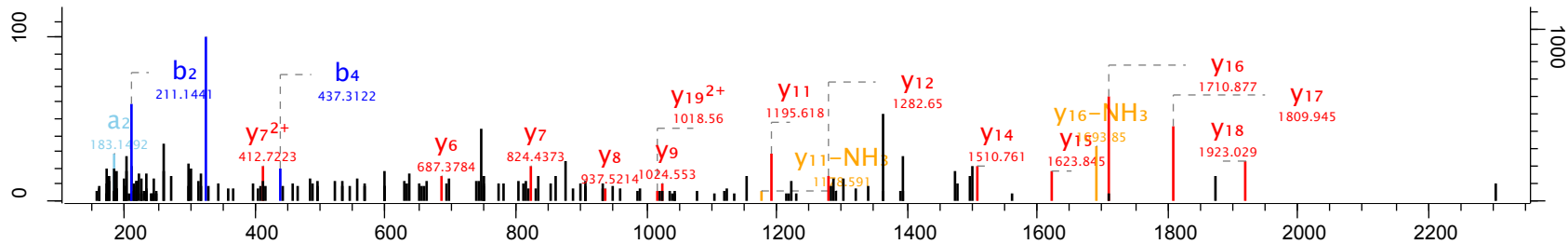
49049

TOF; CID

61.28

749.42

Lrrc32



- L P L L V S L D L S G N S L H G N L V E R
 b₂ b₃ b₄ y₁₉²⁺ y₁₈ y₁₇ y₁₆ y₁₅ y₁₄ y₁₂ y₁₁ y₉ y₈ y₇ y₆

Raw file

Scan

Method

Score

m/z

Gene names

20150402_CerP14_Frac23_top_opt_C11_01_1832

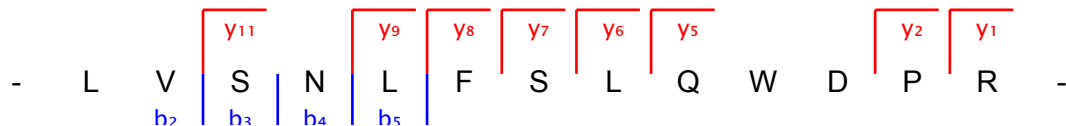
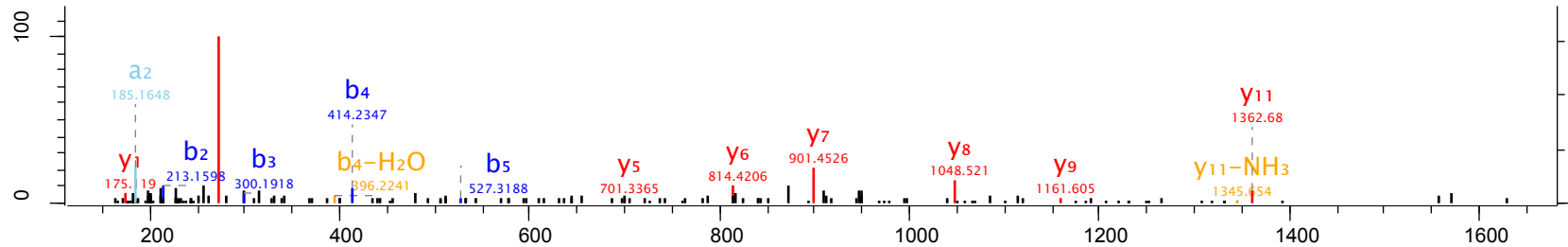
49685

TOF; CID

65.04

787.92

Fjx1



Raw file

Scan

Method

Score

m/z

Gene names

20150402_CerP14_Frac23_top_opt_C11_01_1832

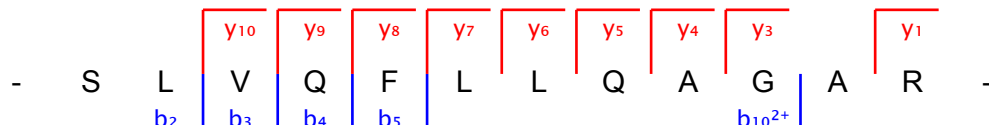
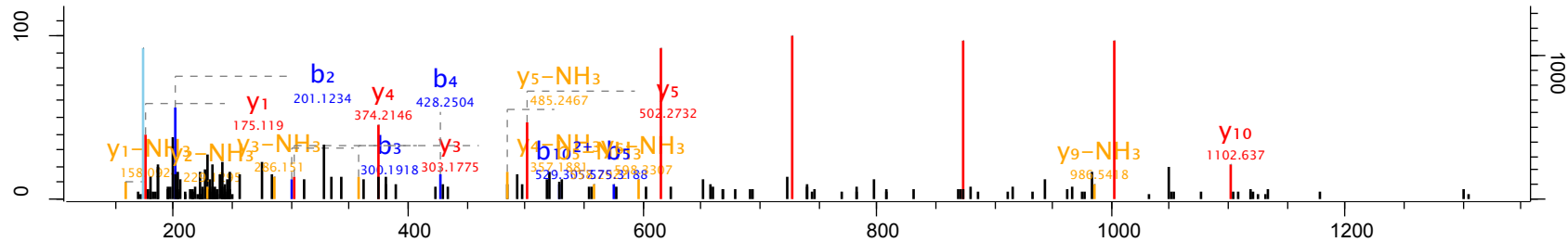
50627

TOF; CID

86.46

651.88

Nfkbie



Raw file

Scan

Method

Score

m/z

Gene names

20150402_CerP14_Frac23_top_opt_C11_01_1832

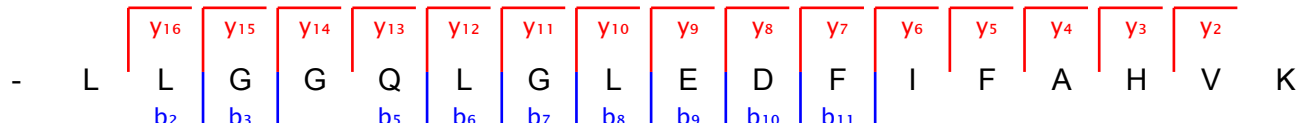
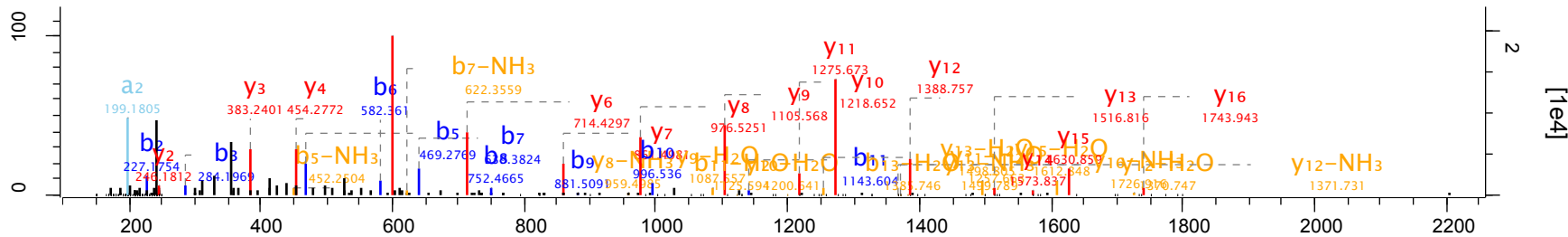
52528

TOF; CID

198.95

620.02

Gipc2



Raw file

Scan

Method

Score

m/z

Gene names

20150402_CerP14_Frac23_top_opt_C11_01_1832

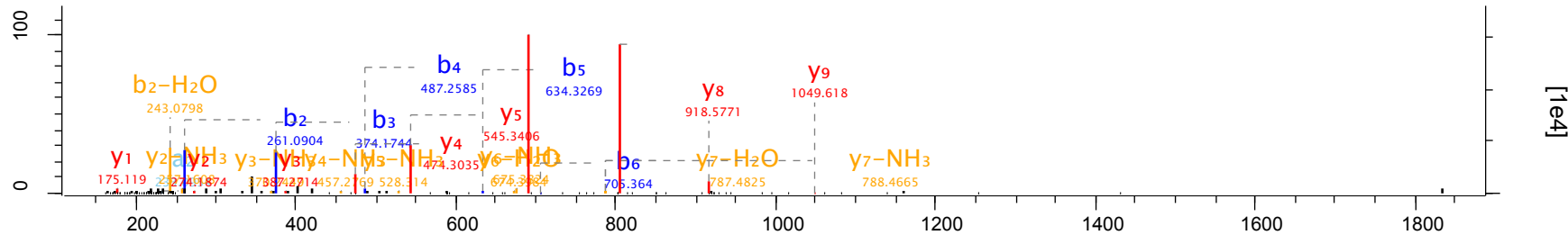
55129

TOF; CID

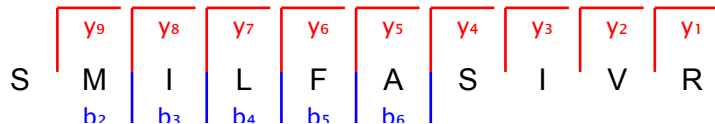
138.22

589.84

Sec22c



ac



Raw file

Scan

Method

Score

m/z

Gene names

20150402_CerP14_Frac24_top_opt_C12_01_1833

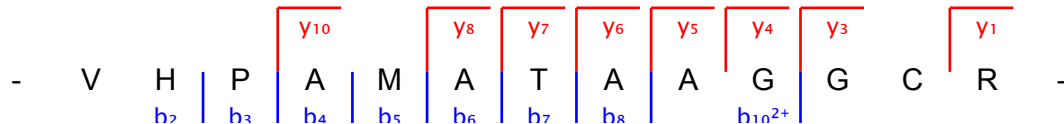
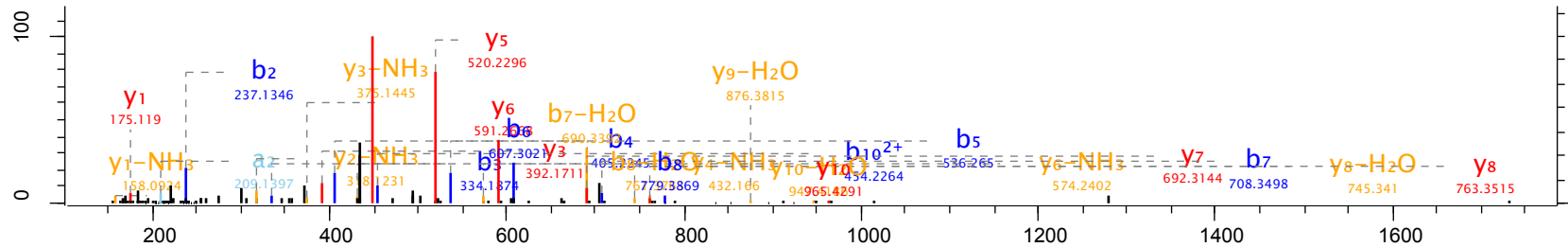
6644

TOF; CID

131.12

434.54

Sf1



Raw file

Scan

Method

Score

m/z

Gene names

20150402_CerP14_Frac24_top_opt_C12_01_1833

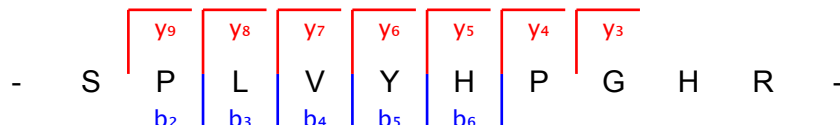
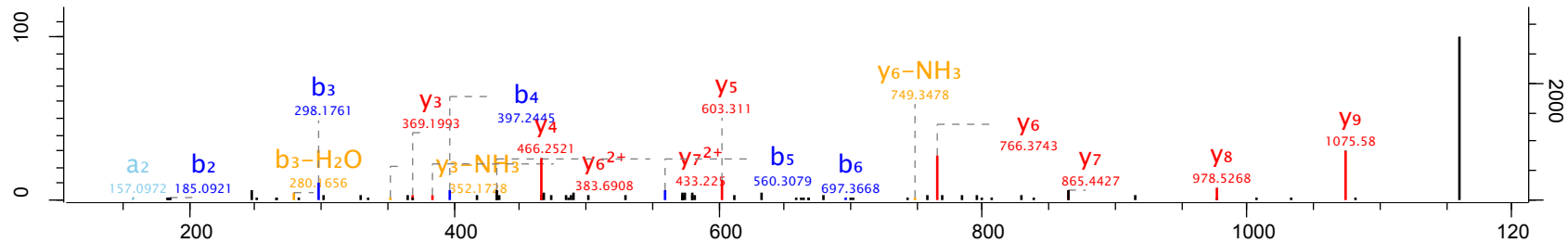
6870

TOF; CID

81.26

581.81

Rhbd11



Raw file

Scan

Method

Score

m/z

Gene names

20150402_CerP14_Frac24_top_opt_C12_01_1833

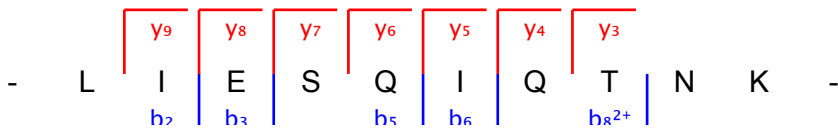
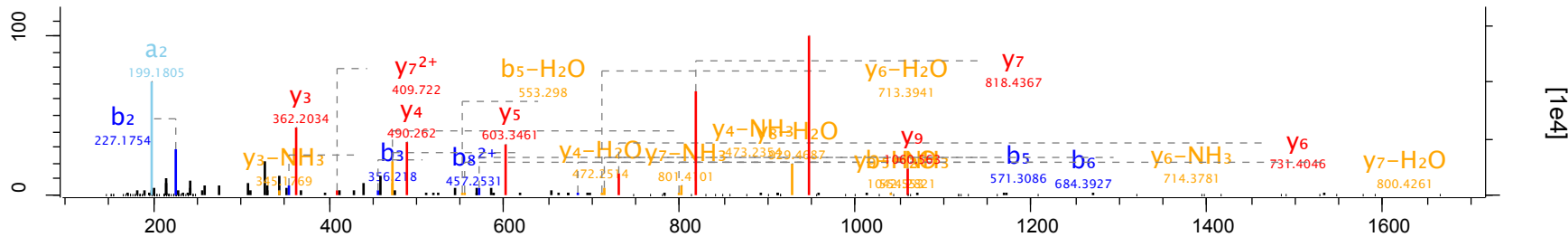
14482

TOF; CID

158.79

587.33

Tktl1



Raw file

Scan

Method

Score

m/z

Gene names

20150402_CerP14_Frac24_top_opt_C12_01_1833

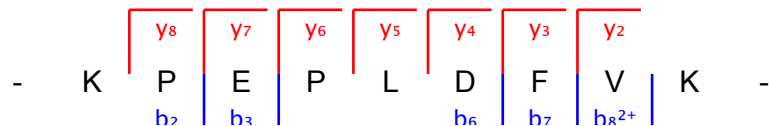
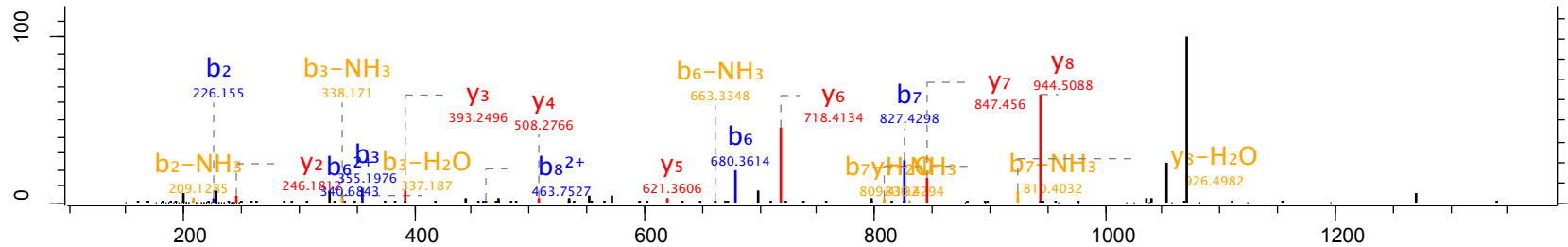
21862

TOF; CID

145.25

536.81

Ikzf5



Raw file

Scan

Method

Score

m/z

Gene names

20150402_CerP14_Frac24_top_opt_C12_01_1833

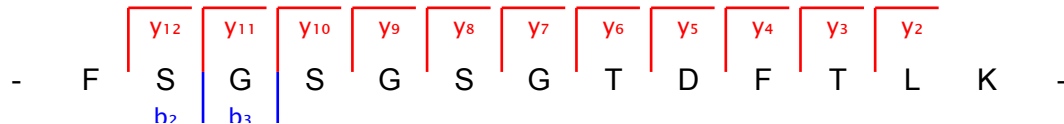
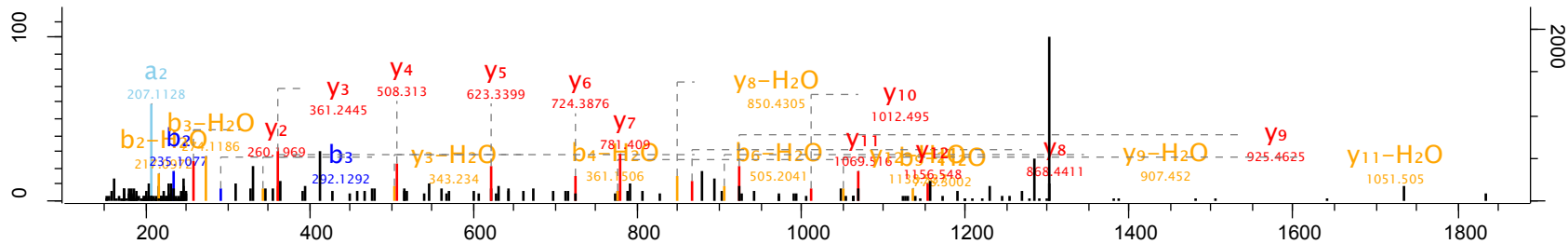
23322

TOF; CID

97.69

652.32

Igkv1-115



Raw file

Scan

Method

Score

m/z

Gene names

20150402_CerP14_Frac24_top_opt_C12_01_1833

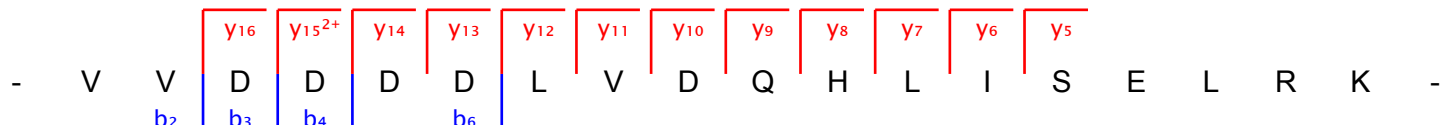
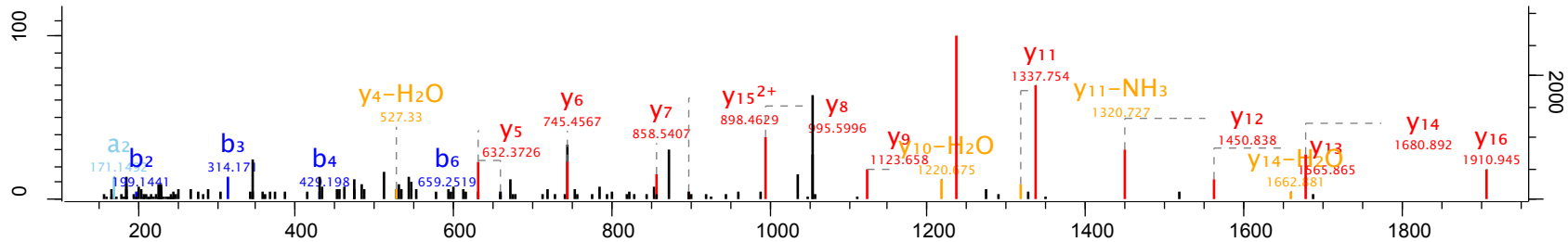
33900

TOF; CID

69.08

528.28

Ccdc80



Raw file

Scan

Method

Score

m/z

Gene names

20150402_CerP14_Frac24_top_opt_C12_01_1833

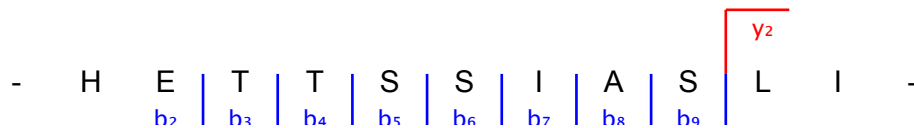
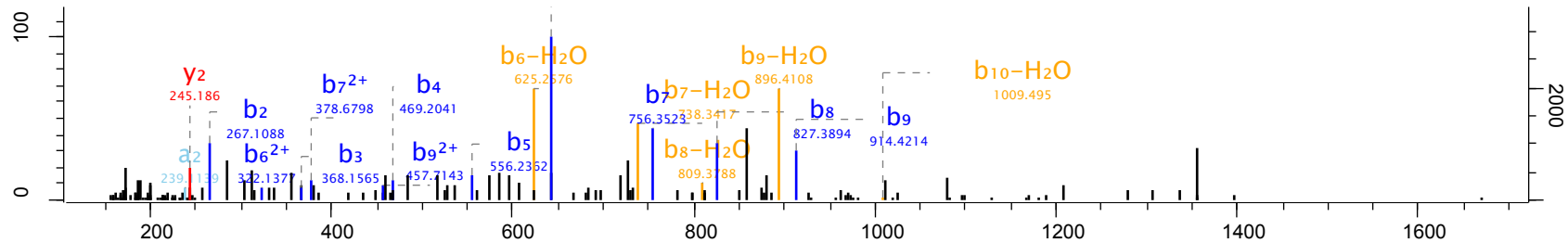
34399

TOF; CID

87.81

579.81

Tmem125



Raw file

Scan

Method

Score

m/z

Gene names

20150402_CerP14_Frac24_top_opt_C12_01_1833

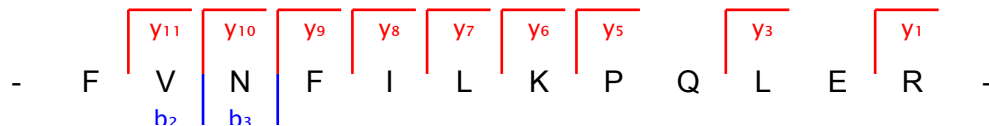
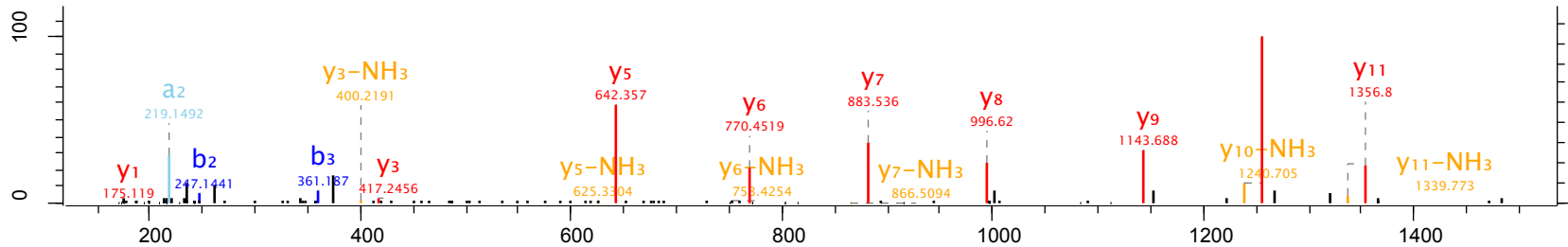
36716

TOF; CID

79.49

501.96

Sigirr



Raw file

Scan

Method

Score

m/z

Gene names

20150402_CerP14_Frac24_top_opt_C12_01_1833

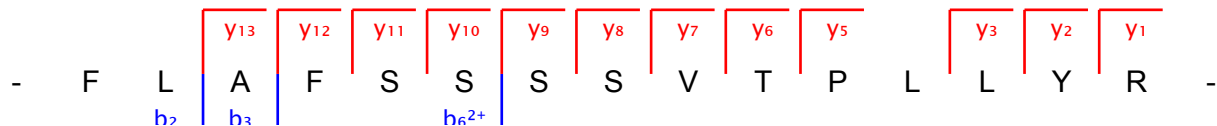
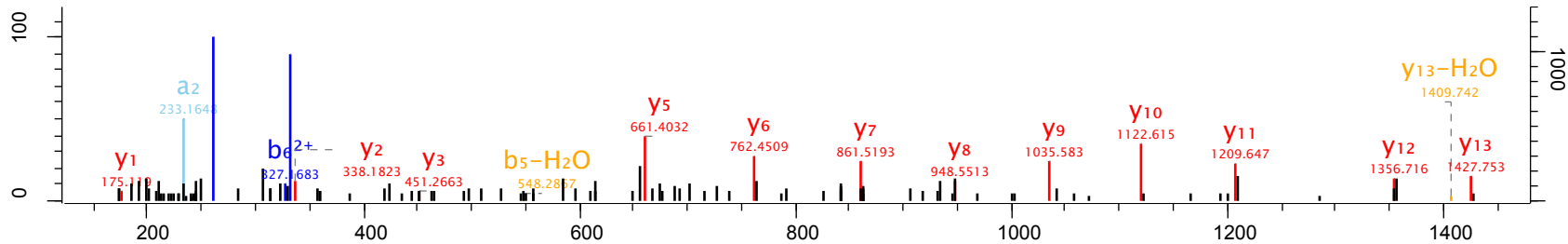
48906

TOF; CID

65.37

844.46

Gpr146



Raw file

Scan

Method

Score

m/z

Gene names

20150402_CerP14_Frac24_top_opt_C12_01_1833

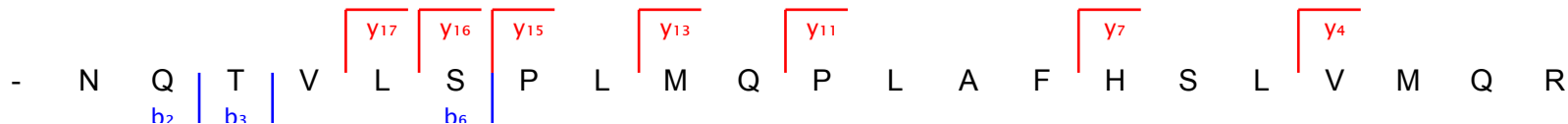
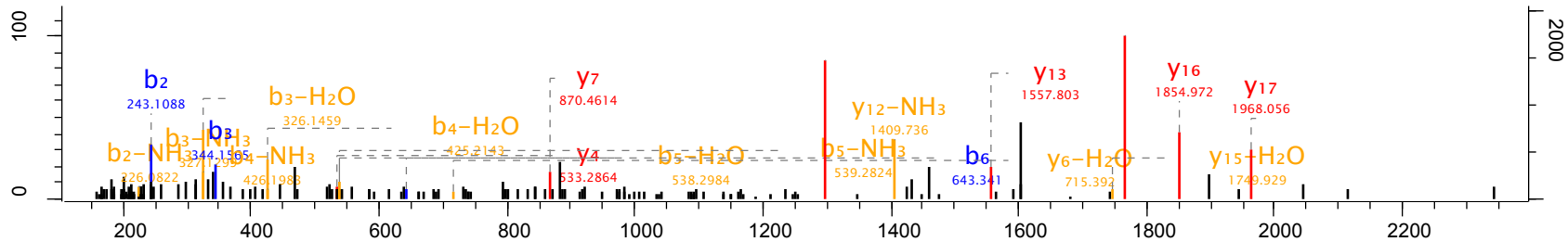
50779

TOF; CID

36.92

804.43

Arid5b



Raw file

Scan

Method

Score

m/z

Gene names

20150402_CerP14_Frac24_top_opt_C12_01_1833

50983

TOF; CID

44.34

817.46

Lgr5

