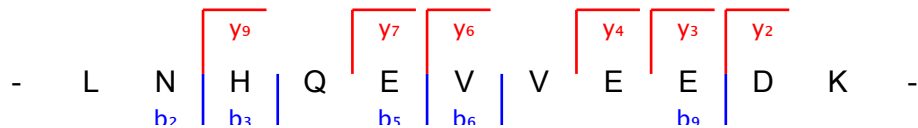
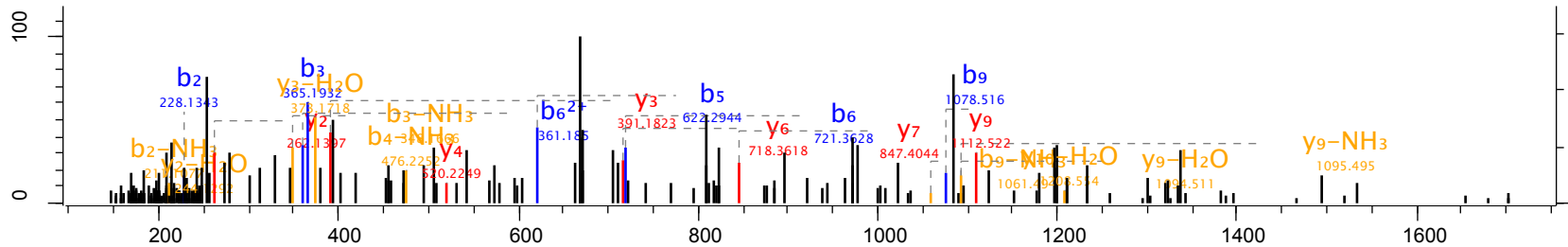


Raw file	Scan	Method	Score	m/z	Gene names
20150226_Hela_Top_opt_A3_01_1591	5243	TOF; CID	53.03	670.33	SYF2



Raw file

Scan

Method

Score

m/z

Gene names

20150226\_Hela\_Top\_opt\_A3\_01\_1591

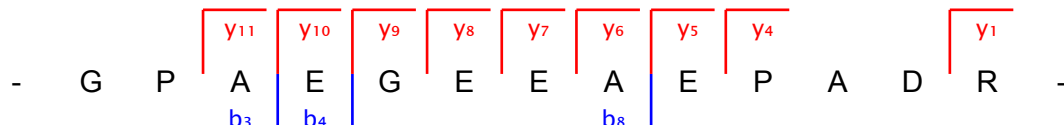
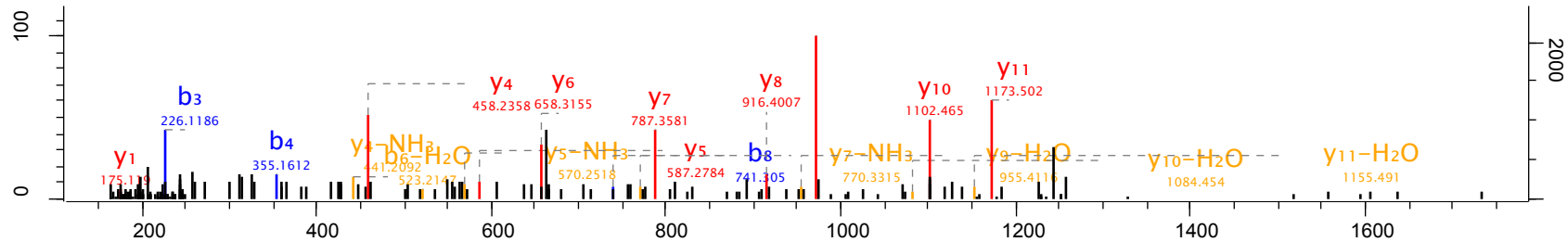
5388

TOF; CID

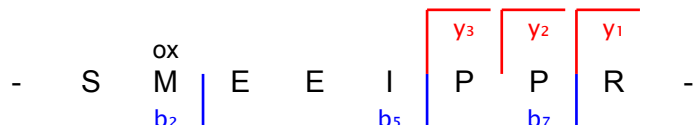
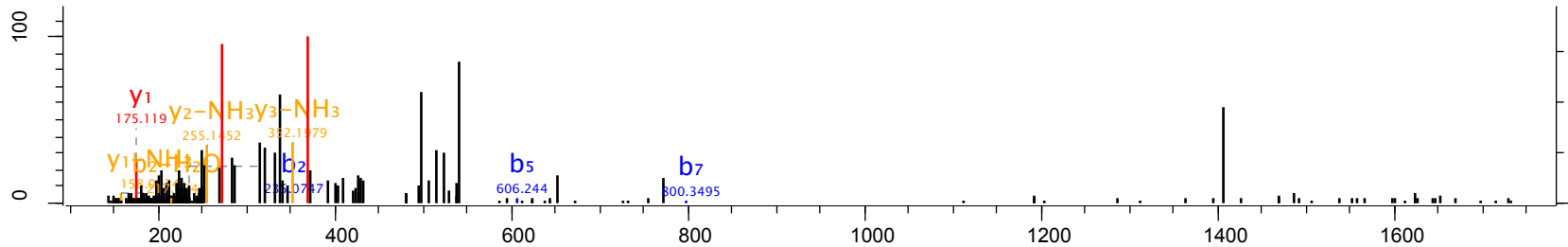
58.59

664.3

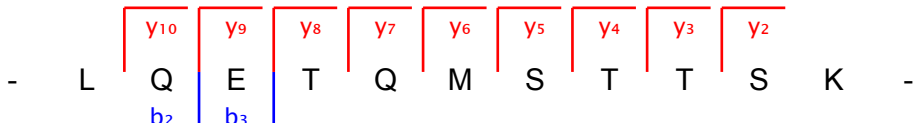
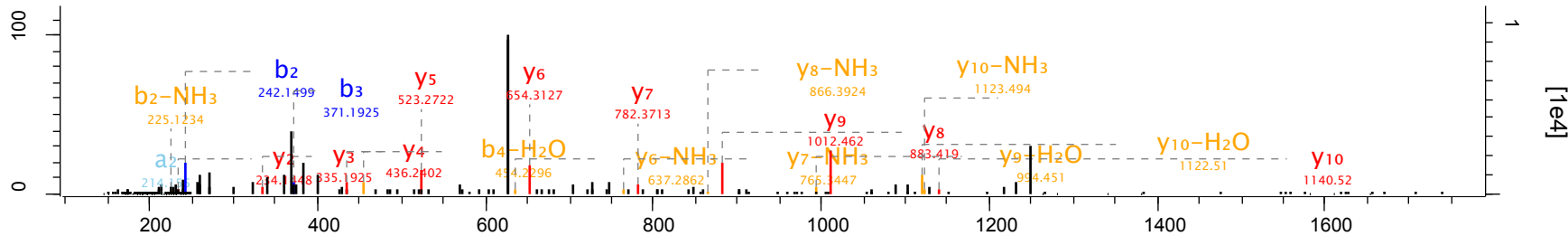
PPP1R12C



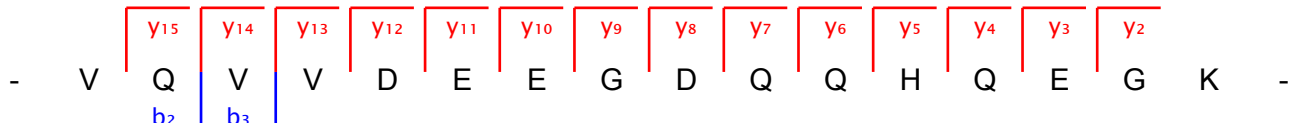
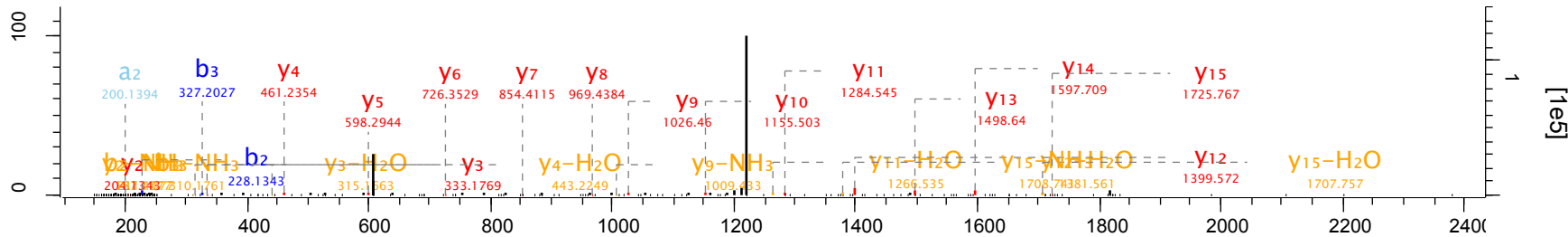
Raw file	Scan	Method	Score	m/z	Gene names
20150226_Hela_Top_opt_A3_01_1591	6262	TOF; CID	45.08	326.17	FAM162B



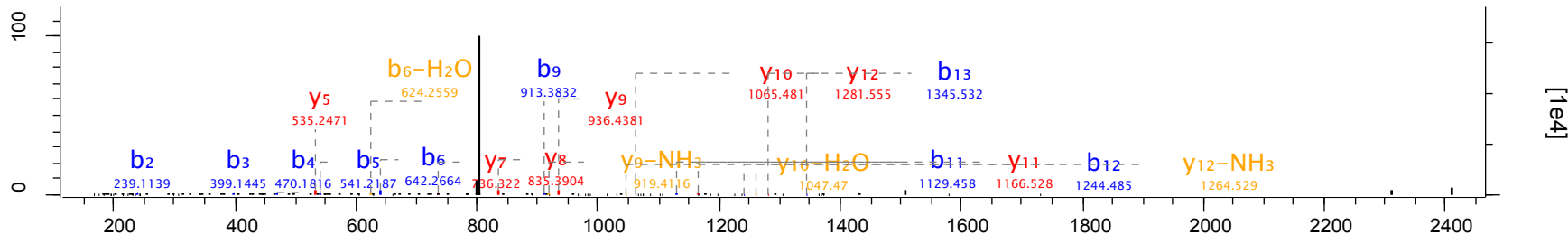
Raw file	Scan	Method	Score	m/z	Gene names
20150226_Hela_Top_opt_A3_01_1591	7469	TOF; CID	51.61	627.31	CUX1



Raw file	Scan	Method	Score	m/z	Gene names
20150226_Hela_Top_opt_A3_01_1591	7709	TOF; CID	70.78	608.96	SP3



Raw file	Scan	Method	Score	m/z	Gene names
20150226_Hela_Top_opt_A3_01_1591	7884	TOF; CID	38.75	804.35	ATG13

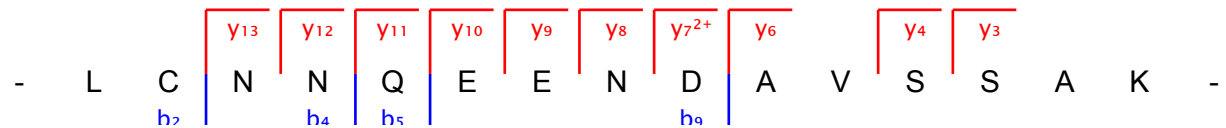
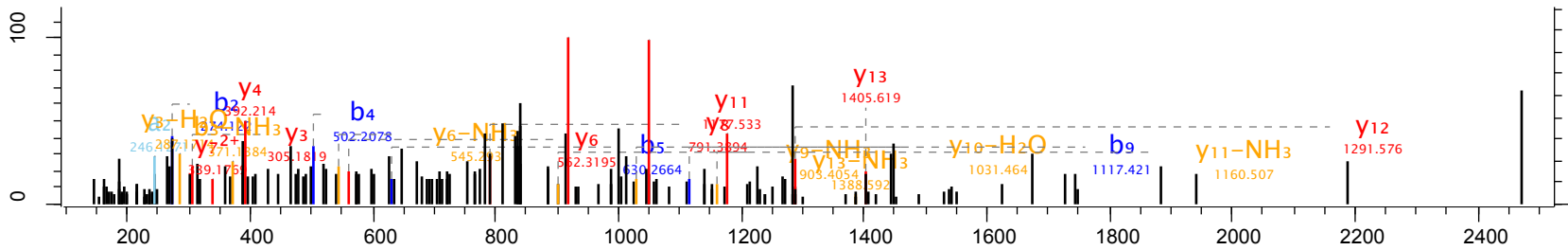


- T H C A A T P S S S E D T E T V S N S S E

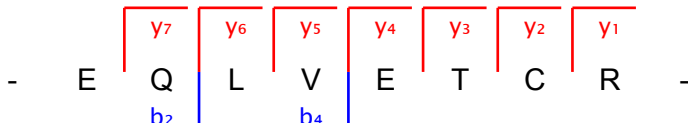
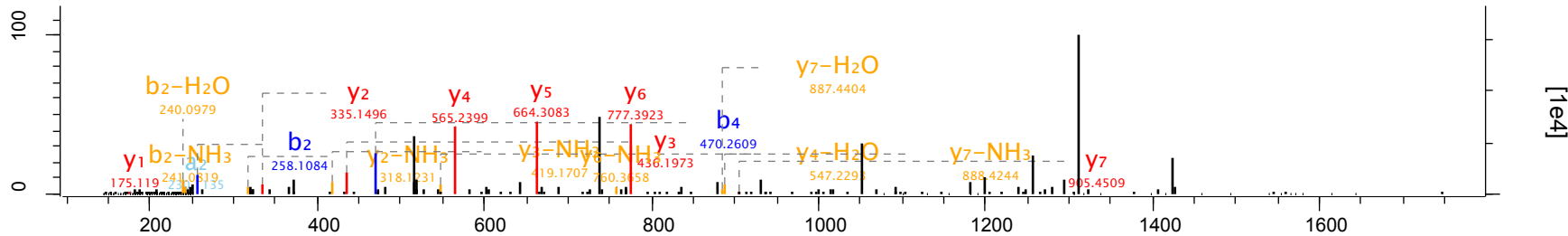
b<sub>2</sub> | b<sub>3</sub> | b<sub>4</sub> | b<sub>5</sub> | b<sub>6</sub> | b<sub>9</sub> | b<sub>11</sub> | b<sub>12</sub> | b<sub>13</sub>

y<sub>12</sub> | y<sub>11</sub> | y<sub>10</sub> | y<sub>9</sub> | y<sub>8</sub> | y<sub>7</sub> | y<sub>5</sub>

Raw file	Scan	Method	Score	m/z	Gene names
20150226_Hela_Top_opt_A3_01_1591	8733	TOF; CID	55.75	839.88	C5orf22

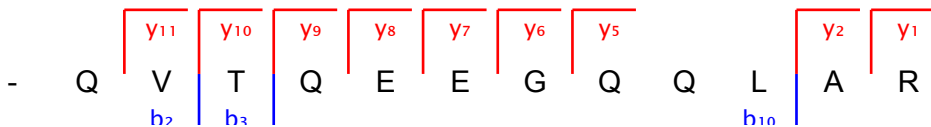
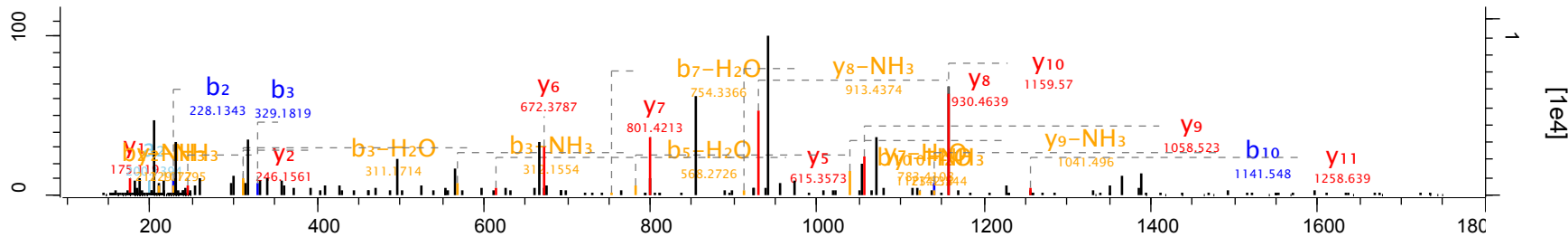


Raw file	Scan	Method	Score	m/z	Gene names
20150226_Hela_Top_opt_A3_01_1591	11054	TOF; CID	94.85	517.76	CTNNAL1

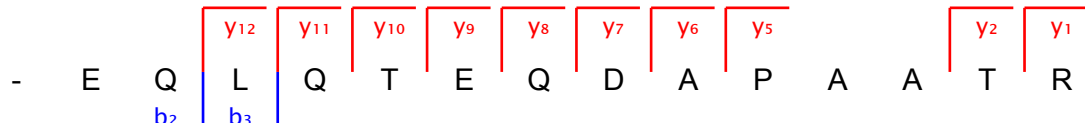
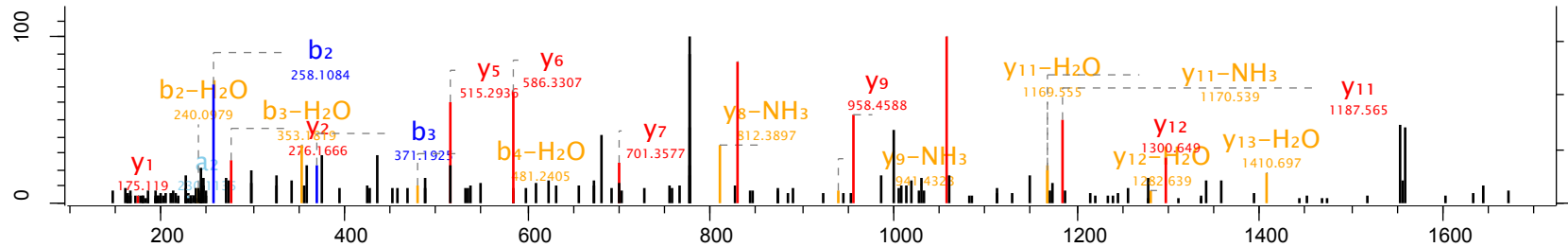




Raw file	Scan	Method	Score	m/z	Gene names
20150226_Hela_Top_opt_A3_01_1591	11129	TOF; CID	63.97	693.86	RRAS2



Raw file	Scan	Method	Score	m/z	Gene names
20150226_Hela_Top_opt_A3_01_1591	12892	TOF; CID	78.51	779.39	RNF170



Raw file

20150226\_Hela\_Top\_opt\_A3\_01\_1591

Scan

13227

Method

TOF; CID

Score

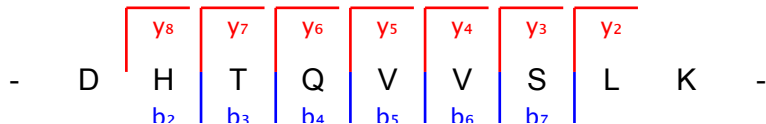
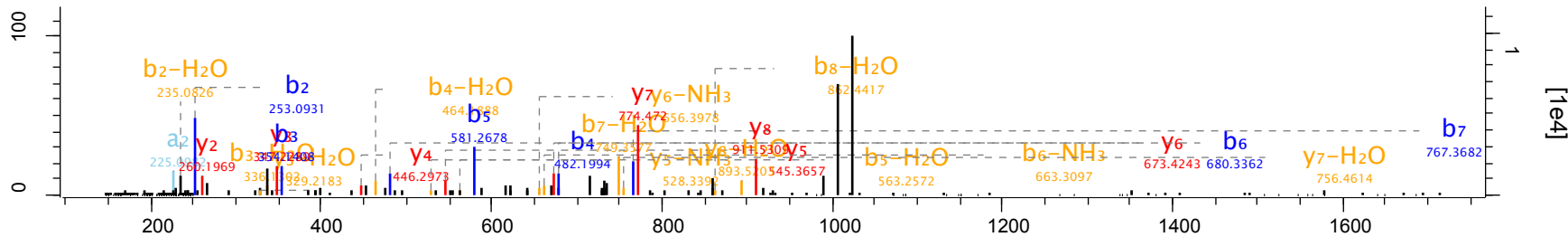
125.74

m/z

513.79

Gene names

SMIM12



Raw file

20150226\_Hela\_Top\_opt\_A3\_01\_1591

Scan

15191

Method

TOF; CID

Score

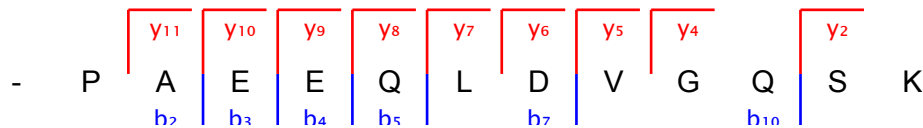
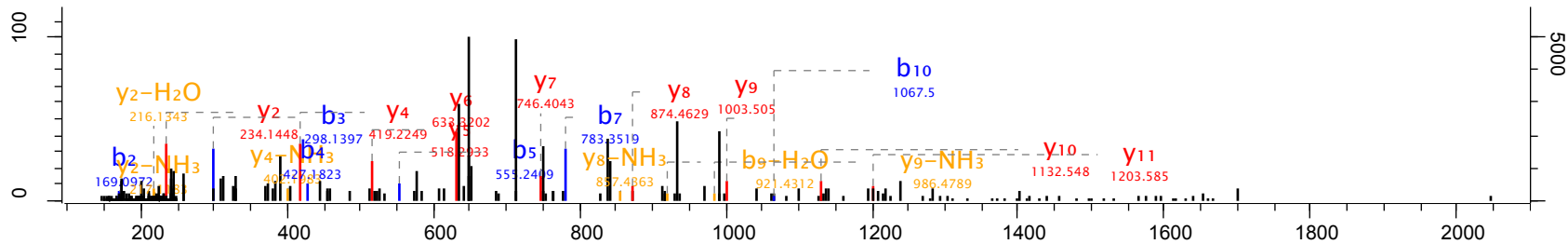
51.64

m/z

650.83

Gene names

CENPC;CENPC1



Raw file

20150226\_Hela\_Top\_opt\_A3\_01\_1591

Scan

15820

Method

TOF; CID

Score

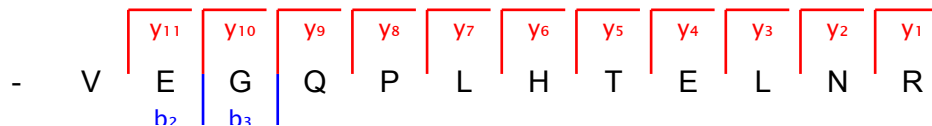
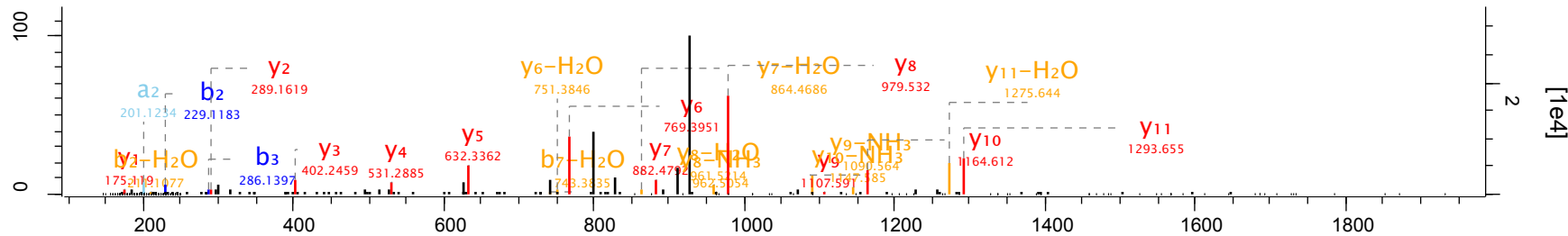
116.24

m/z

465.25

Gene names

ALX1



Raw file

20150226\_Hela\_Top\_opt\_A3\_01\_1591

Scan

15982

Method

TOF; CID

Score

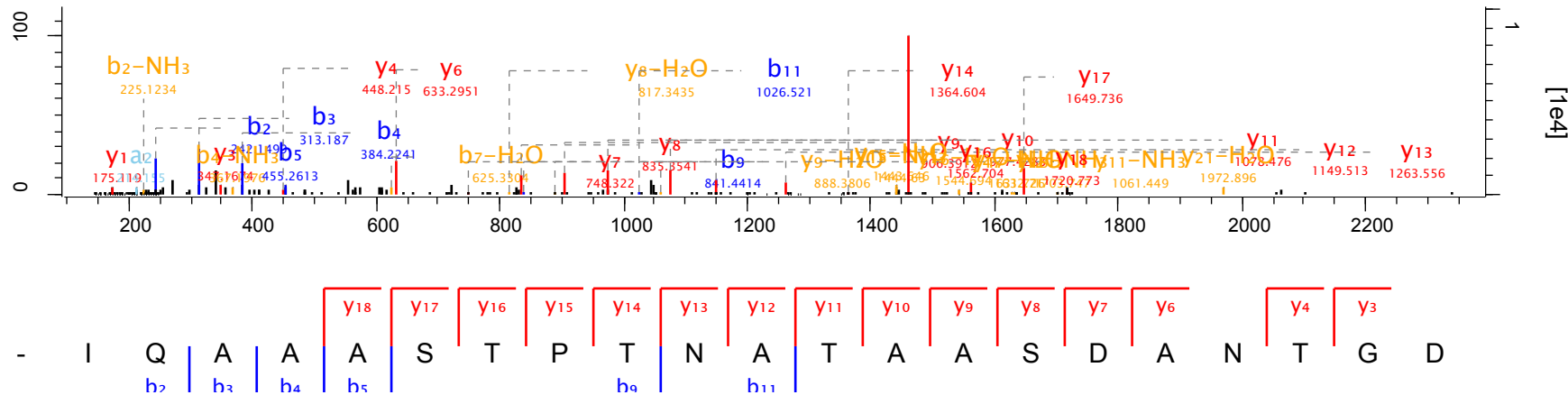
102.66

m/z

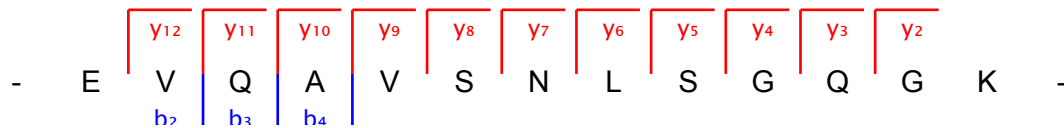
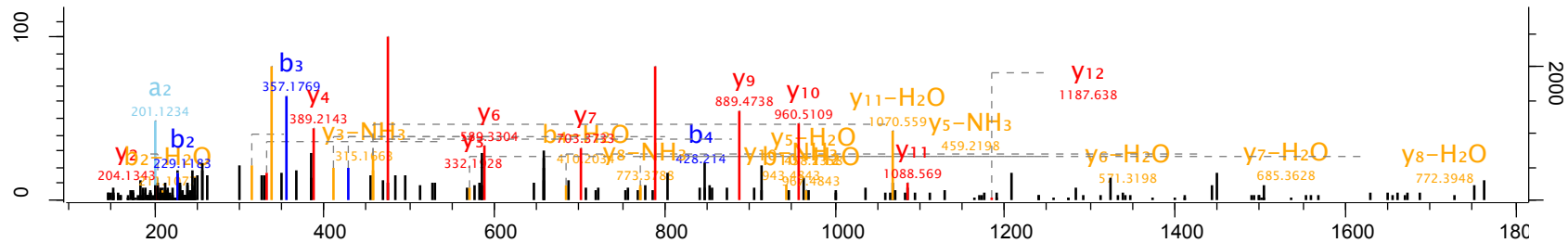
1053.01

Gene names

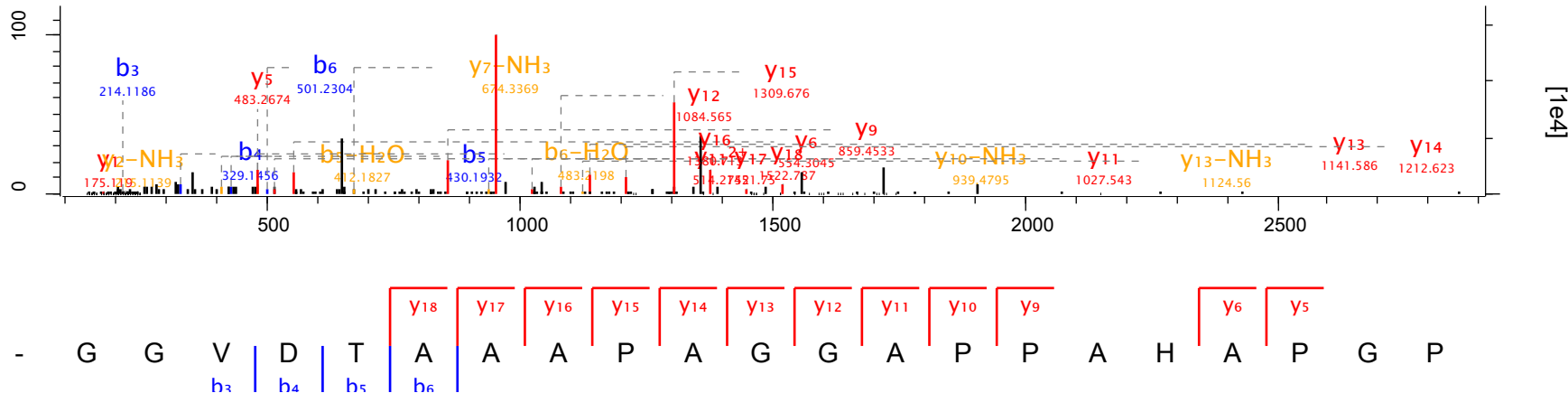
GSK3B



Raw file	Scan	Method	Score	m/z	Gene names
20150226_Hela_Top_opt_A3_01_1591	16147	TOF; CID	113.69	659.35	BANP

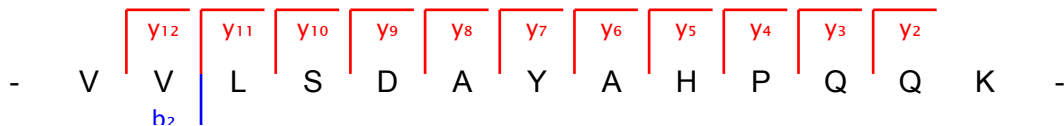
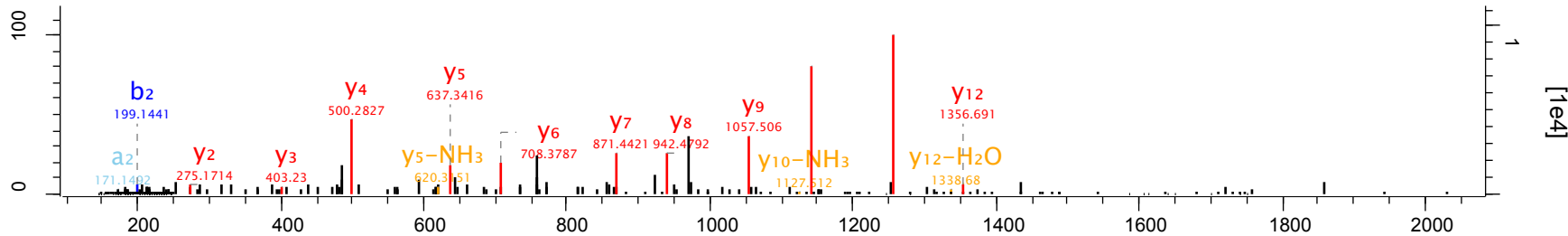


Raw file	Scan	Method	Score	m/z	Gene names
20150226_Hela_Top_opt_A3_01_1591	17924	TOF; CID	40.78	651.33	LAGE3

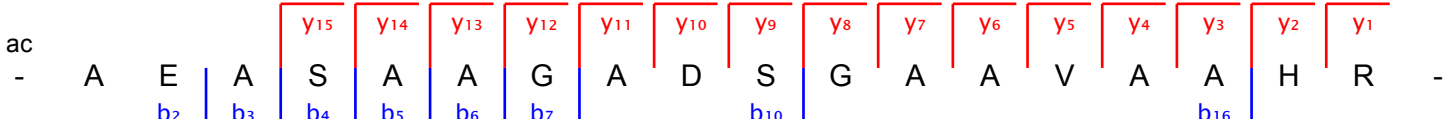
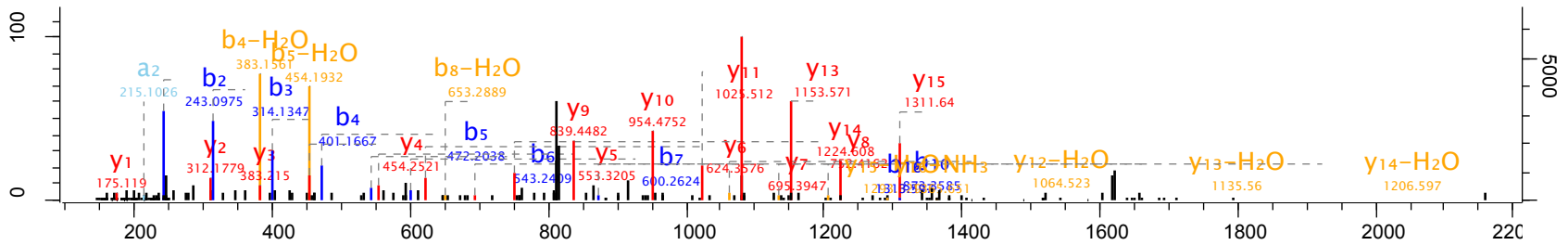




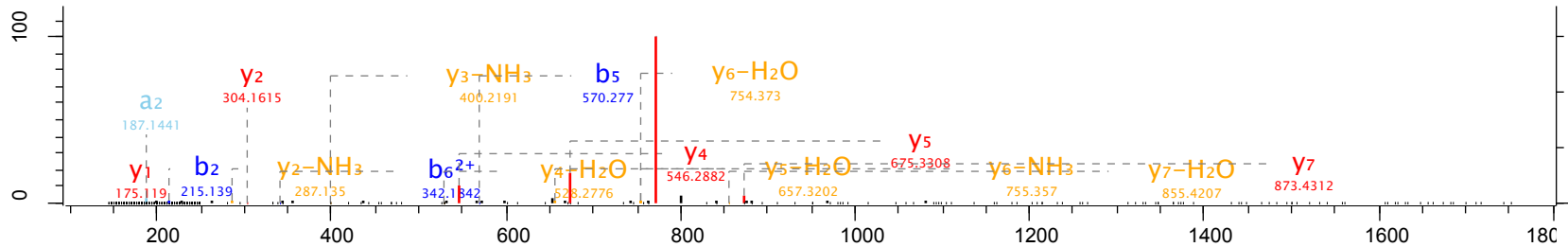
Raw file	Scan	Method	Score	m/z	Gene names
20150226_Hela_Top_opt_A3_01_1591	18258	TOF; CID	51.73	486.26	TRADD



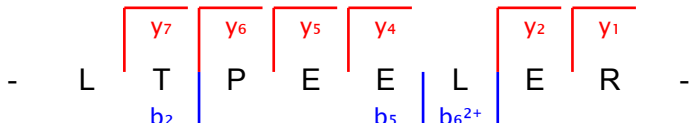
Raw file Scan Method Score m/z Gene names  
 20150226\_Hela\_Top\_opt\_A3\_01\_1591 18920 TOF; CID 104.88 812.89 RNF115



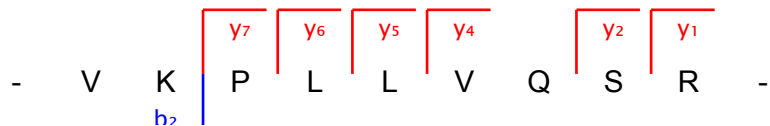
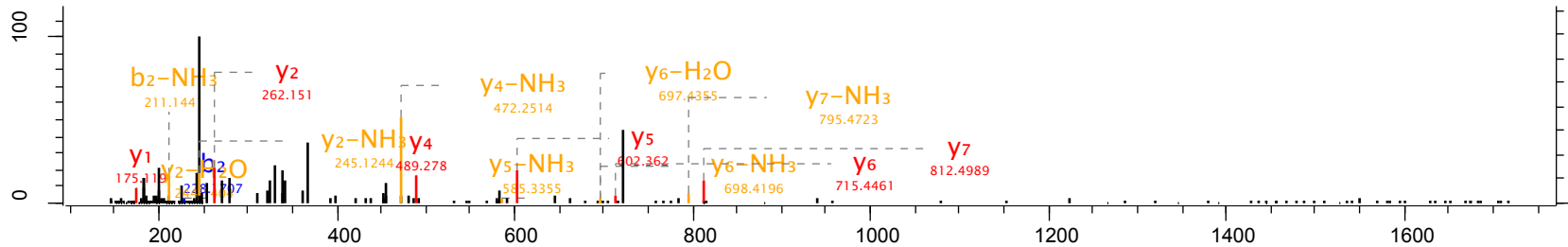
Raw file	Scan	Method	Score	m/z	Gene names
20150226_Hela_Top_opt_A3_01_1591	19502	TOF; CID	78.52	493.76	UTS2



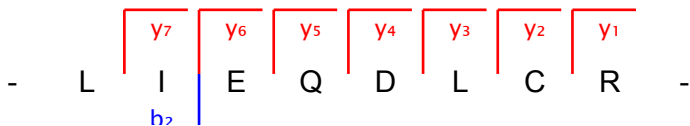
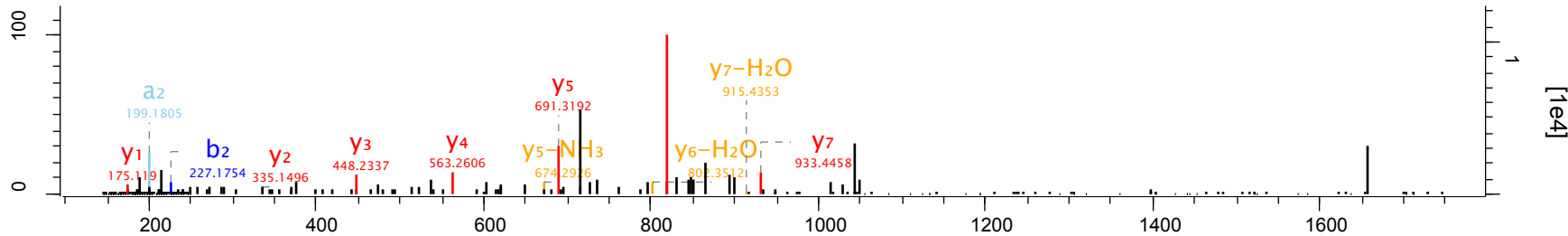
[1e5]



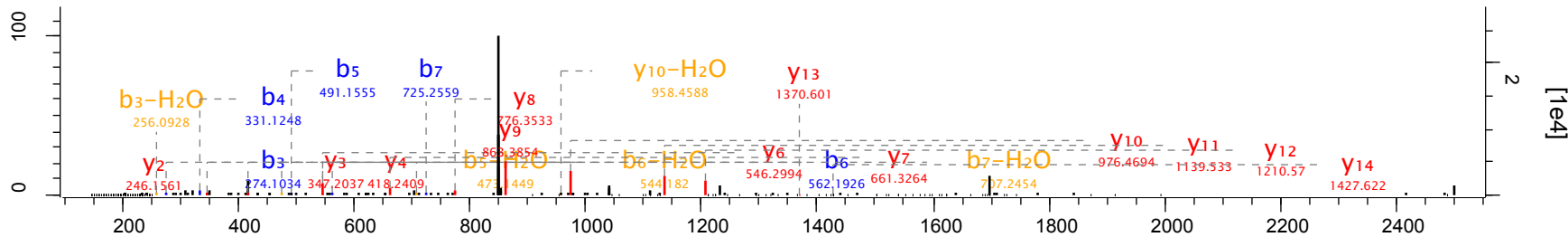
Raw file	Scan	Method	Score	m/z	Gene names
20150226_Hela_Top_opt_A3_01_1591	20086	TOF; CID	62.46	347.23	C10orf115



Raw file	Scan	Method	Score	m/z	Gene names
20150226_Hela_Top_opt_A3_01_1591	20666	TOF; CID	71.38	523.78	JADE2

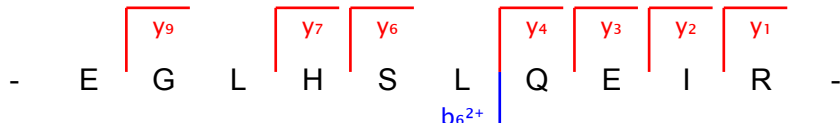
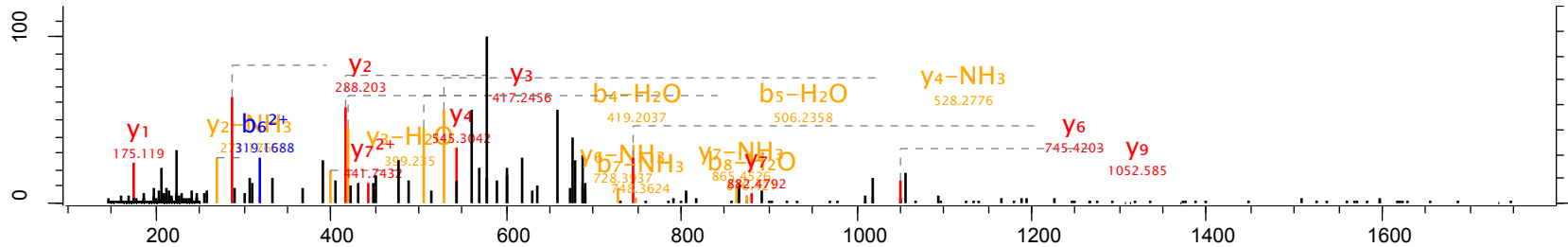


Raw file	Scan	Method	Score	m/z	Gene names
20150226_Hela_Top_opt_A3_01_1591	21244	TOF; CID	62.66	851.38	CLEC2B

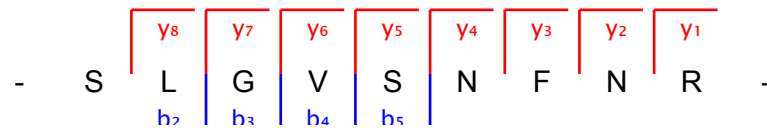
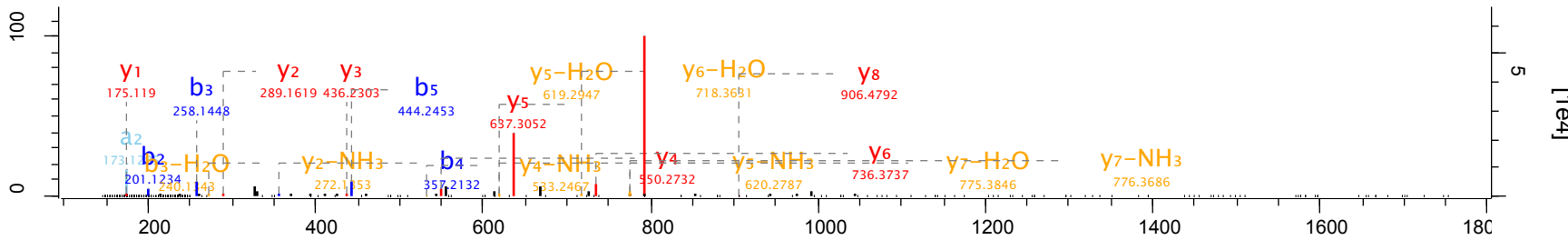


- G S E G C A Y L S D D G A A T A R -  
 b<sub>3</sub> b<sub>4</sub> b<sub>5</sub> b<sub>6</sub> b<sub>7</sub> y<sub>14</sub> y<sub>13</sub> y<sub>12</sub> y<sub>11</sub> y<sub>10</sub> y<sub>9</sub> y<sub>8</sub> y<sub>7</sub> y<sub>6</sub> y<sub>4</sub> y<sub>3</sub> y<sub>2</sub>

Raw file	Scan	Method	Score	m/z	Gene names
20150226_Hela_Top_opt_A3_01_1591	21618	TOF; CID	67.33	394.55	MICA



Raw file	Scan	Method	Score	m/z	Gene names
20150226_Hela_Top_opt_A3_01_1591	22114	TOF; CID	110.88	497.26	AKR1D1





Raw file

20150226\_Hela\_Top\_opt\_A3\_01\_1591

Scan

22649

Method

TOF; CID

Score

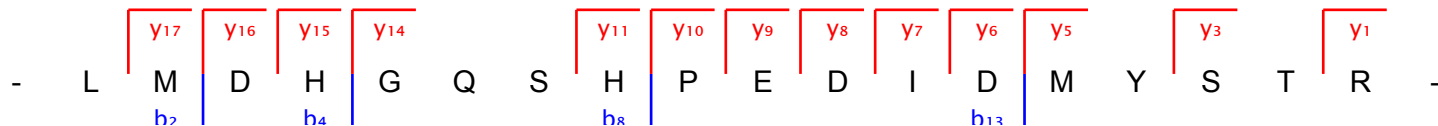
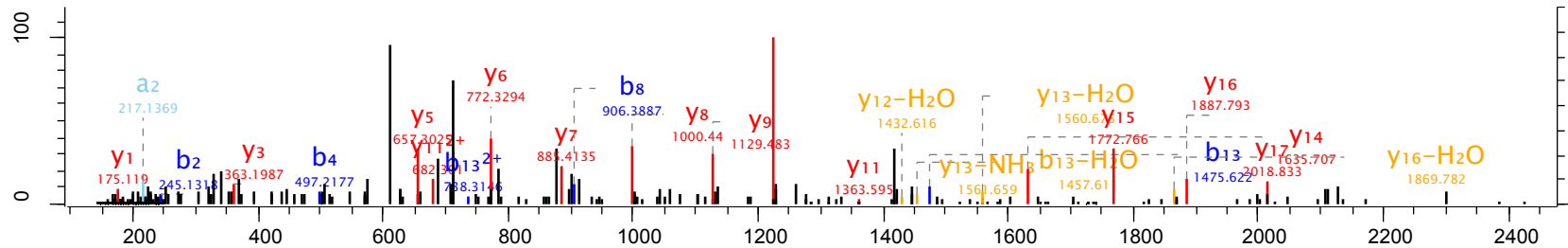
77.87

m/z

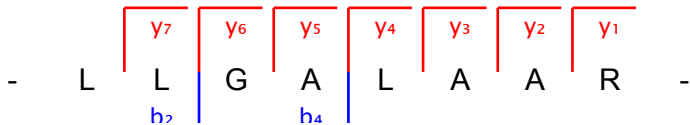
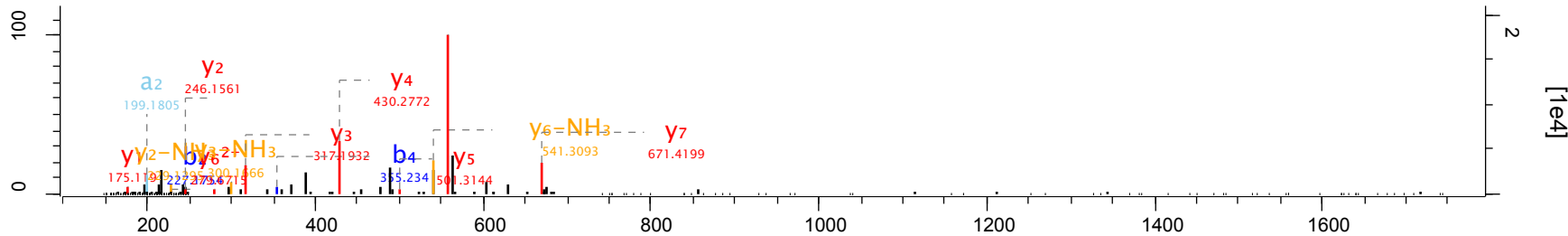
711.31

Gene names

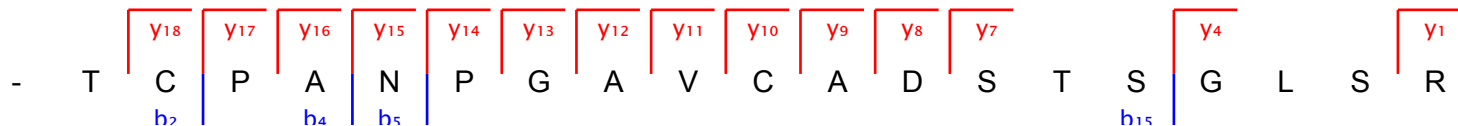
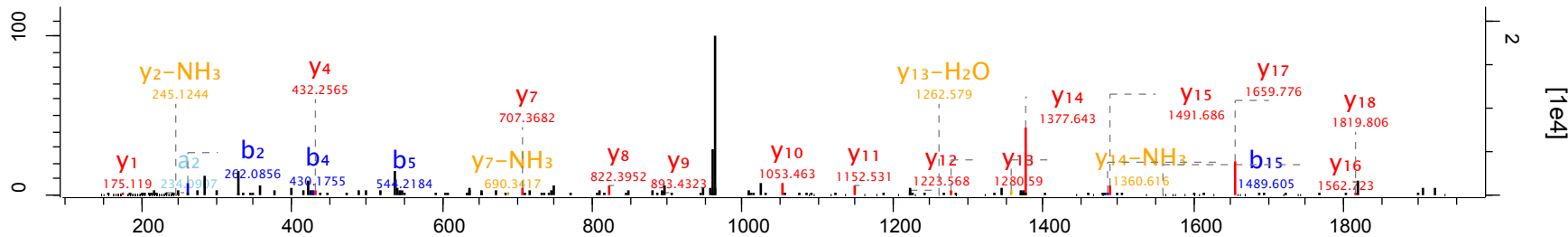
APOOL



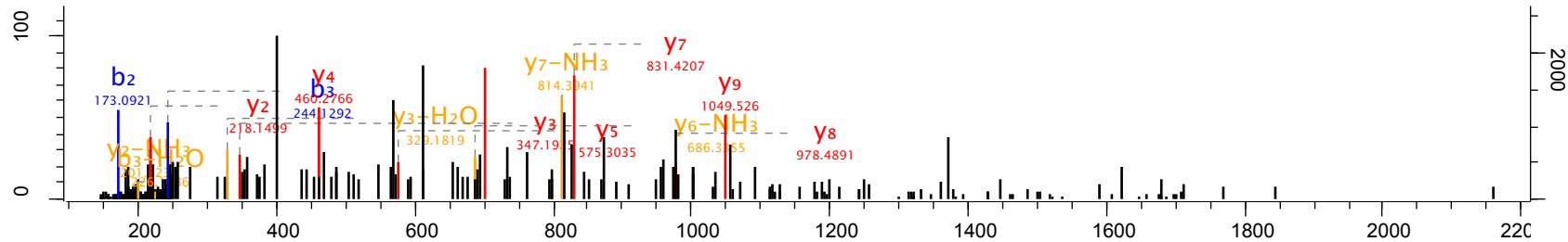
Raw file	Scan	Method	Score	m/z	Gene names
20150226_Hela_Top_opt_A3_01_1591	23162	TOF; CID	78.18	392.76	TSPAN10



Raw file	Scan	Method	Score	m/z	Gene names
20150226_Hela_Top_opt_A3_01_1591	23312	TOF; CID	47.15	961.94	SLCO4A1



Raw file	Scan	Method	Score	m/z	Gene names
20150226_Hela_Top_opt_A3_01_1591	23528	TOF; CID	64.64	611.31	CCDC127

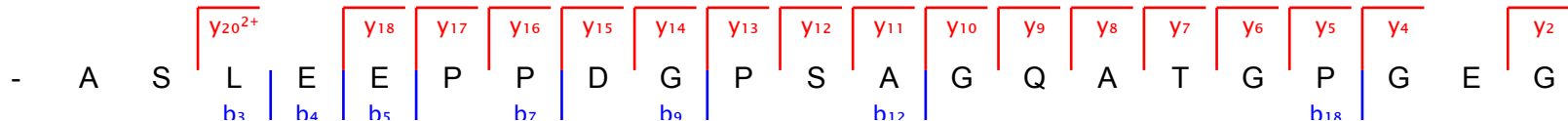
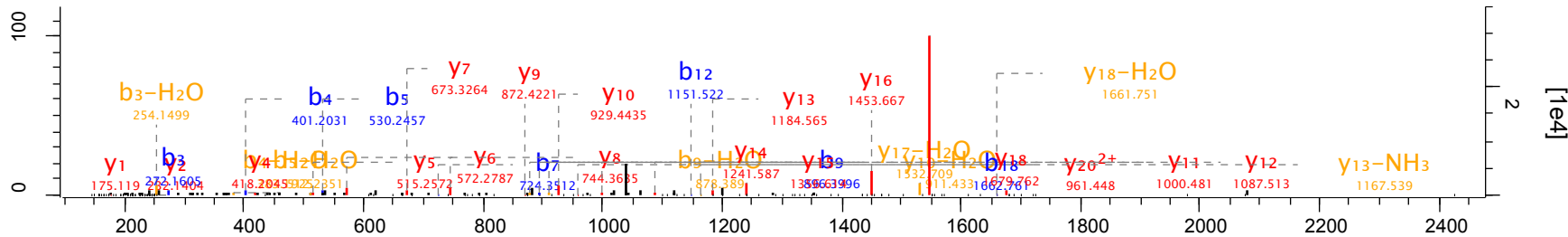


- T A A F Q Q D L E A K -

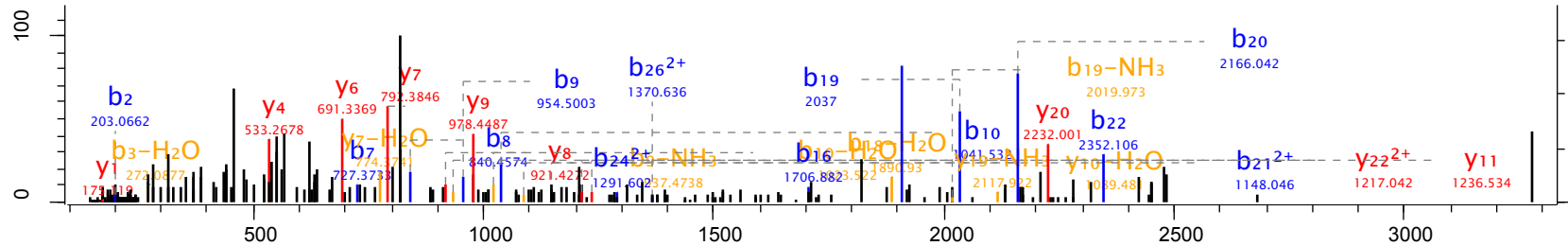
**b2**          **b3**

**y9**          **y8**          **y7**          **y6**          **y5**          **y4**          **y3**          **y2**

Raw file Scan Method Score m/z Gene names  
 20150226\_Hela\_Top\_opt\_A3\_01\_1591 23634 TOF; CID 71.9 1041 PTDSS2



Raw file	Scan	Method	Score	m/z	Gene names
20150226_Hela_Top_opt_A3_01_1591	23669	TOF; CID	41.17	819.4	AMFR

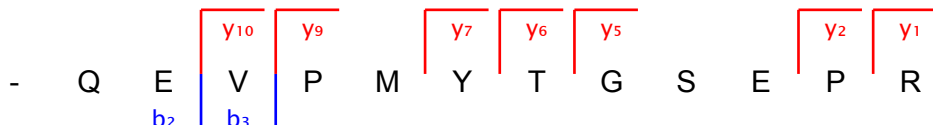
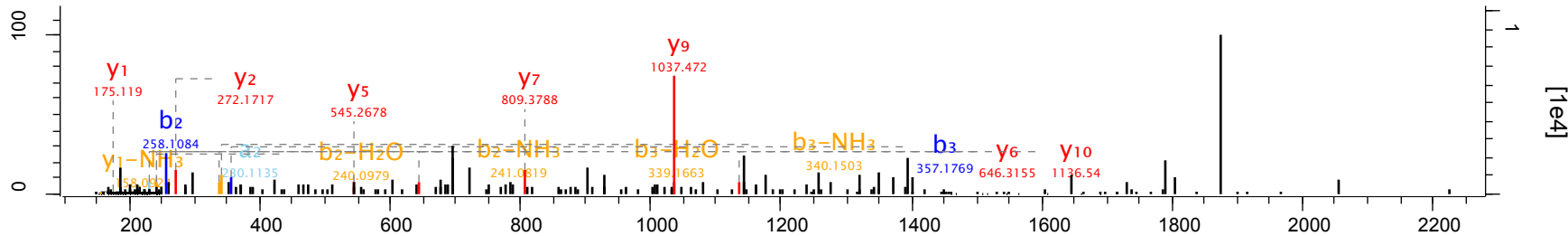


- S D | S I R P A | L N | S P V E R P S | S D | Q E | E |

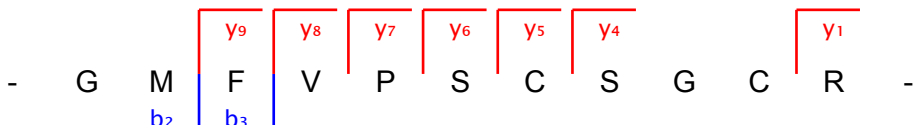
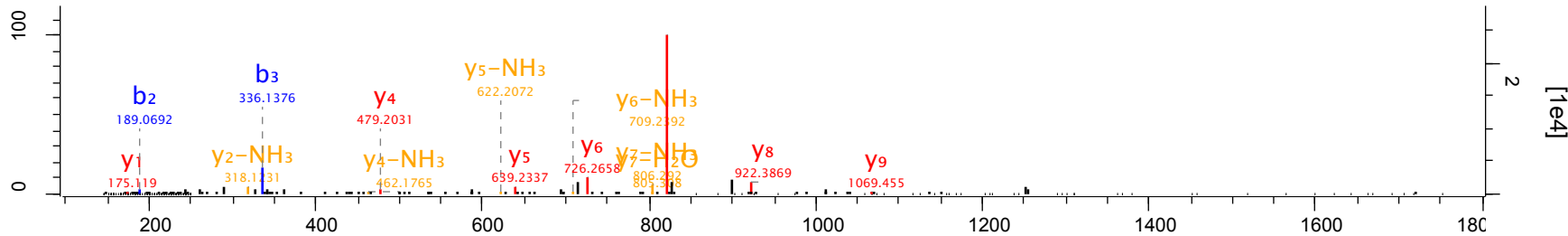
b<sub>2</sub> | b<sub>7</sub> | b<sub>8</sub> | b<sub>9</sub> | b<sub>10</sub> | b<sub>16</sub> | b<sub>18</sub> | b<sub>19</sub> | b<sub>20</sub> | b<sub>21</sub><sup>2+</sup>

y<sub>22</sub><sup>2+</sup> | y<sub>20</sub> | y<sub>11</sub>

Raw file	Scan	Method	Score	m/z	Gene names
20150226_Hela_Top_opt_A3_01_1591	24341	TOF; CID	54.34	697.33	FAM120B

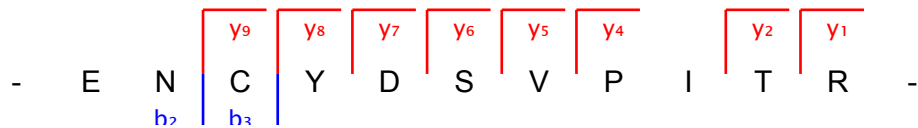
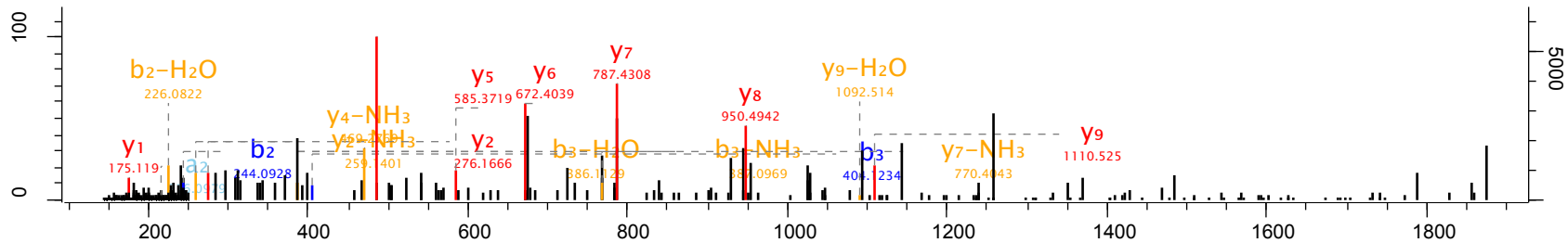


Raw file	Scan	Method	Score	m/z	Gene names
20150226_Hela_Top_opt_A3_01_1591	25203	TOF; CID	61.34	629.27	SLC11A2





Raw file	Scan	Method	Score	m/z	Gene names
20150226_Hela_Top_opt_A3_01_1591	25286	TOF; CID	61.93	677.31	CORO2A



Raw file

20150226\_Hela\_Top\_opt\_A3\_01\_1591

Scan

25344

Method

TOF; CID

Score

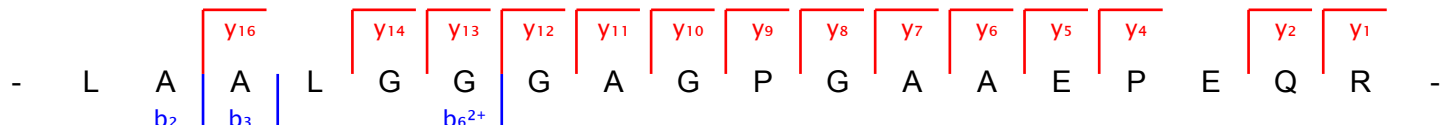
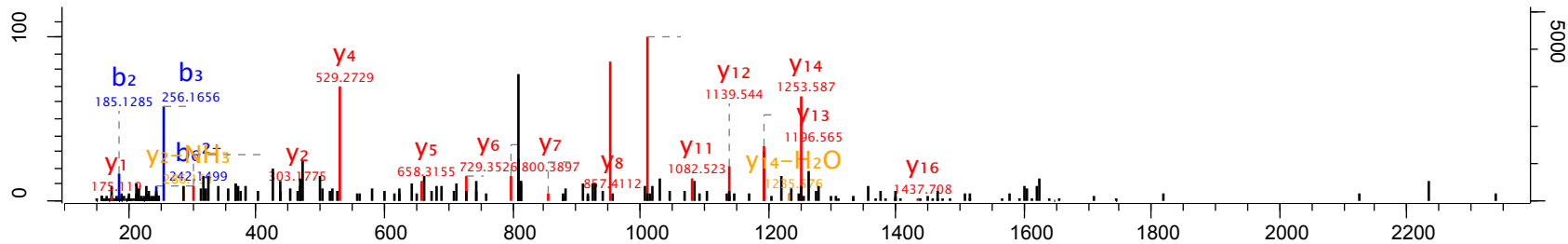
45.35

m/z

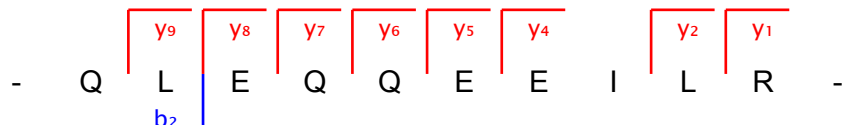
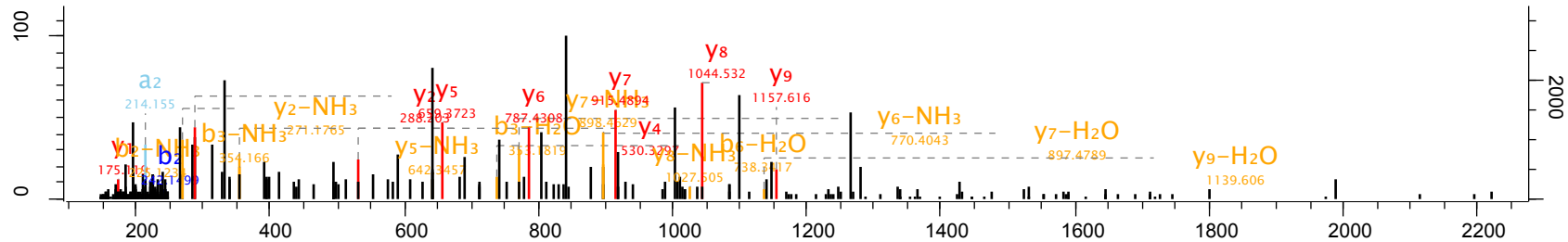
811.43

Gene names

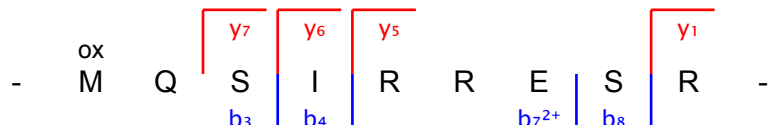
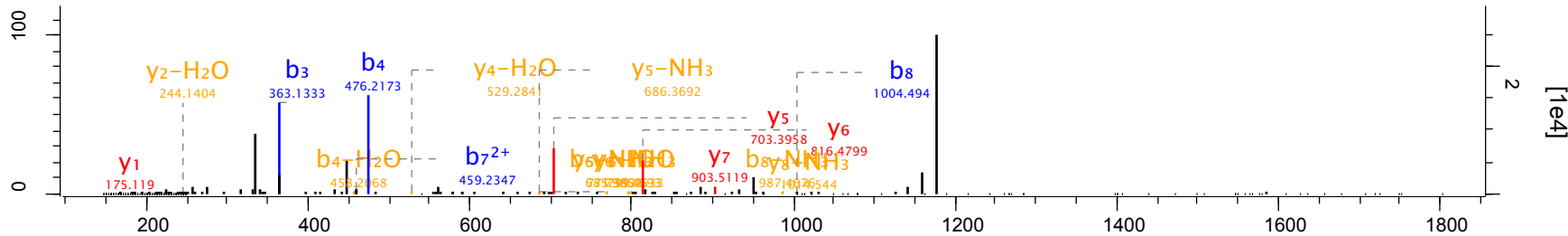
TPRN



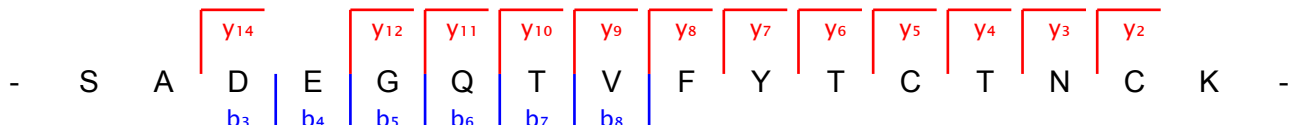
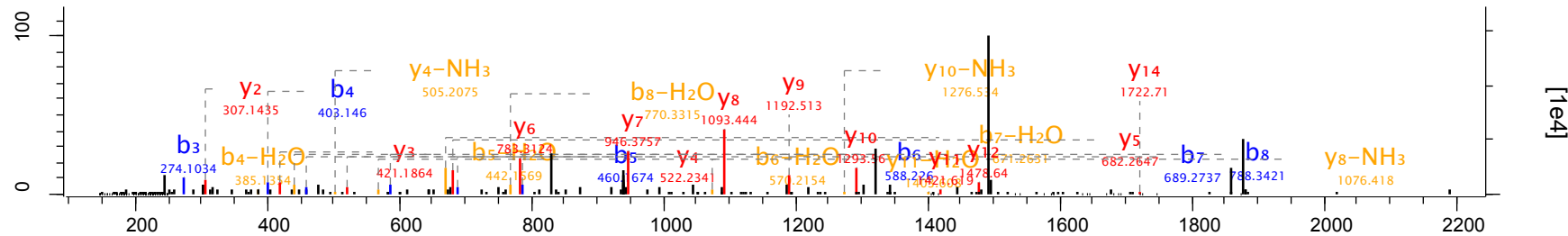
Raw file	Scan	Method	Score	m/z	Gene names
20150226_Hela_Top_opt_A3_01_1591	25602	TOF; CID	72.43	643.34	ERLEC1



Raw file	Scan	Method	Score	m/z	Gene names
20150226_Hela_Top_opt_A3_01_1591	25966	TOF; CID	52.49	589.82	ARHGAP32



Raw file	Scan	Method	Score	m/z	Gene names
20150226_Hela_Top_opt_A3_01_1591	26681	TOF; CID	120.77	941.4	ZNRD1



Raw file

20150226\_Hela\_Top\_opt\_A3\_01\_1591

Scan

26696

Method

TOF; CID

Score

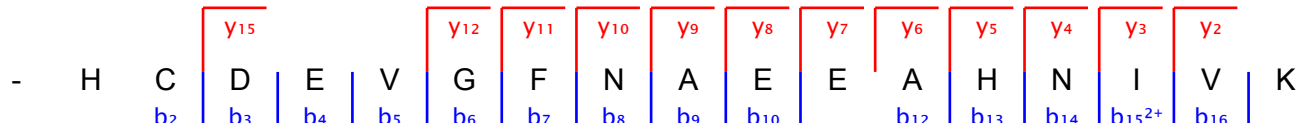
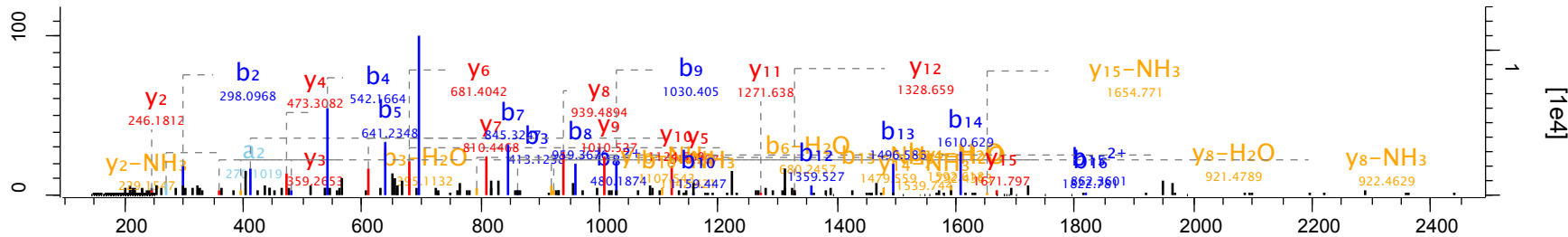
137.45

m/z

657.31

Gene names

DYNLT3



Raw file

Scan

Method

Score

m/z

Gene names

20150226\_Hela\_Top\_opt\_A3\_01\_1591

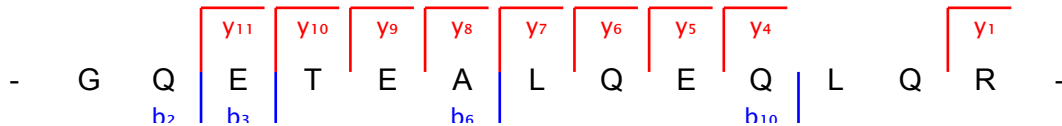
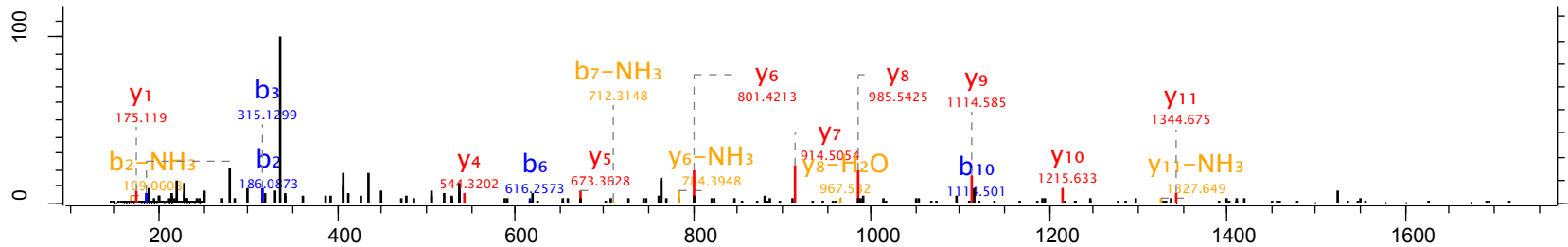
27112

TOF; CID

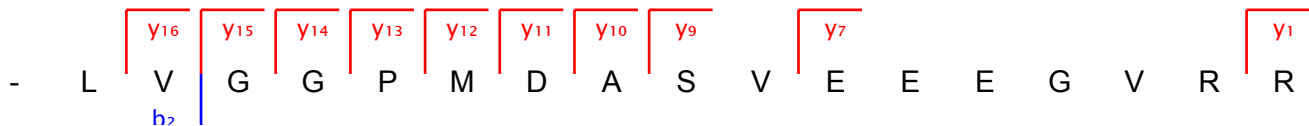
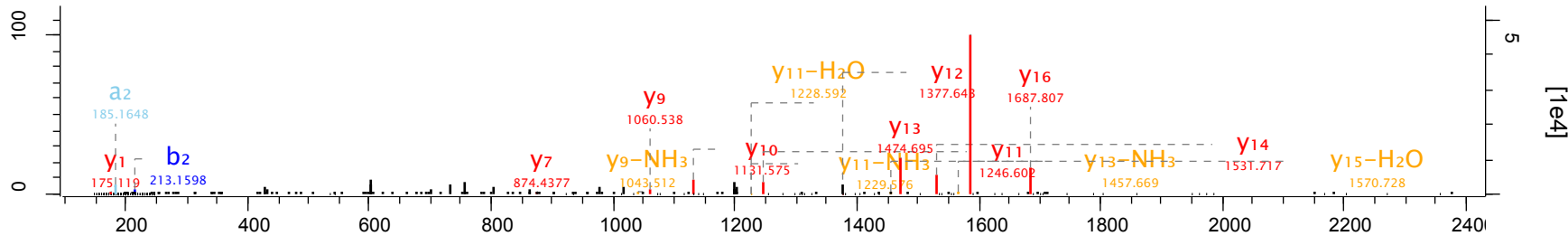
53.3

765.39

RILP



Raw file	Scan	Method	Score	m/z	Gene names
20150226_Hela_Top_opt_A3_01_1591	28137	TOF; CID	48.62	601.31	CST3





Raw file

20150226\_Hela\_Top\_opt\_A3\_01\_1591

Scan

28460

Method

TOF; CID

Score

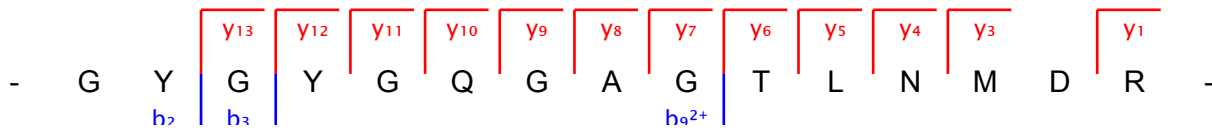
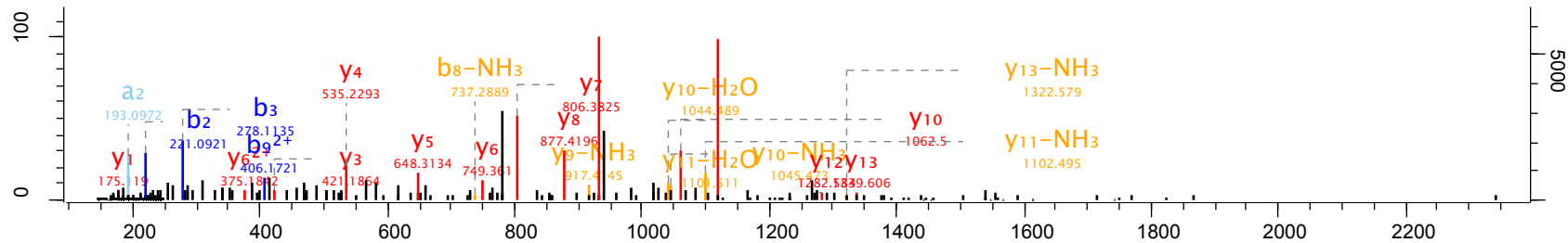
103.14

m/z

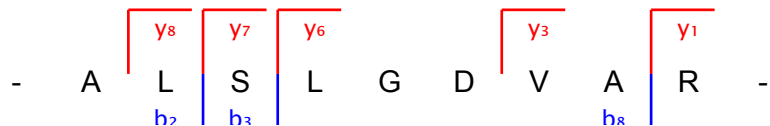
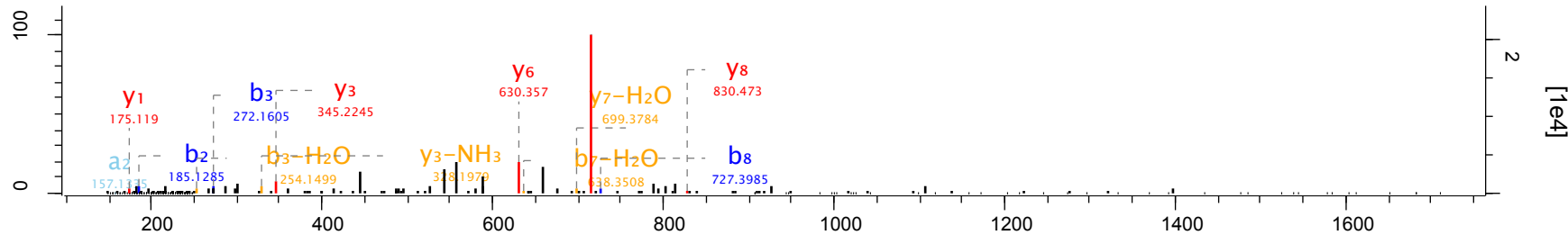
780.36

Gene names

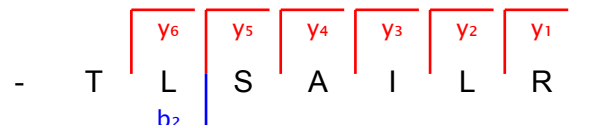
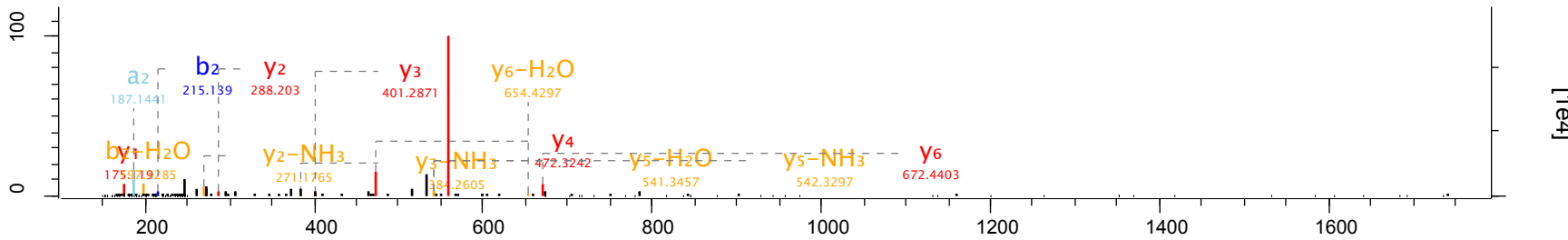
CSRP2



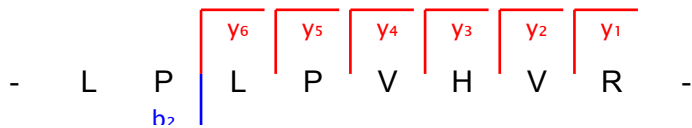
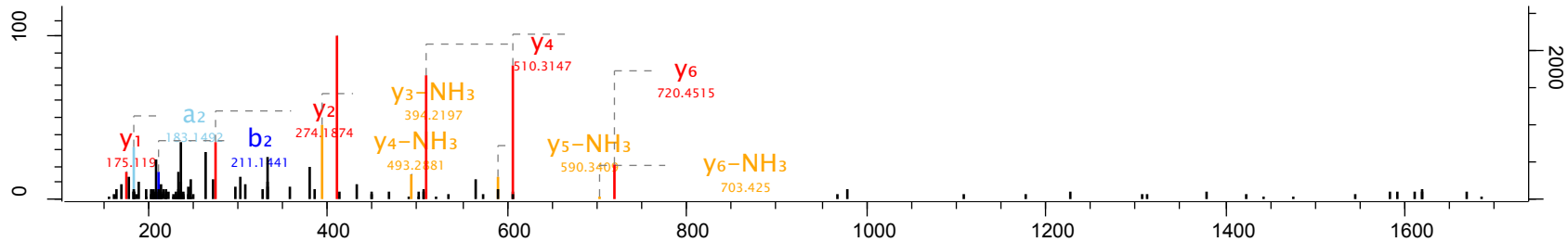
Raw file	Scan	Method	Score	m/z	Gene names
20150226_Hela_Top_opt_A3_01_1591	28896	TOF; CID	58.43	451.26	DOPEY2



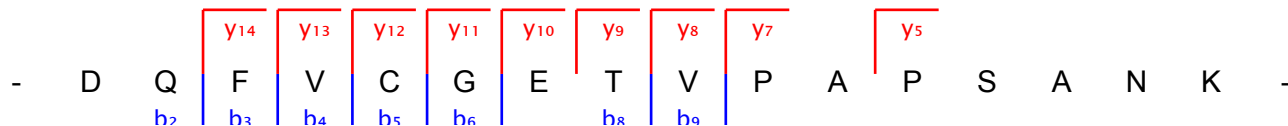
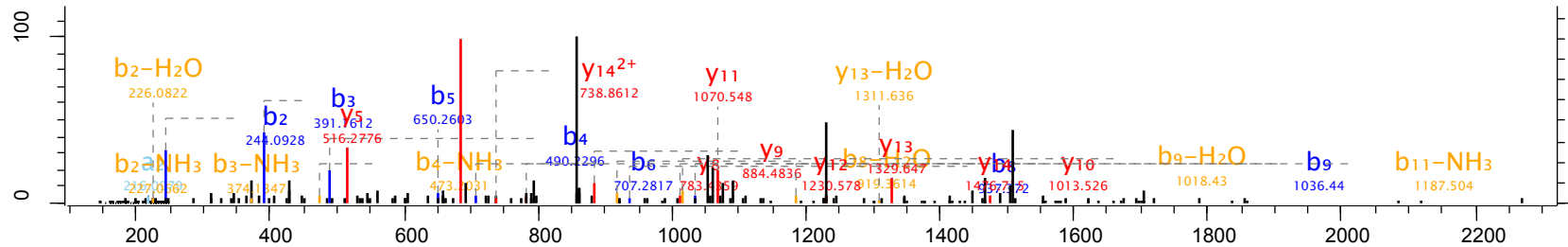
Raw file	Scan	Method	Score	m/z	Gene names
20150226_Hela_Top_opt_A3_01_1591	30278	TOF; CID	114.19	387.25	RPP14



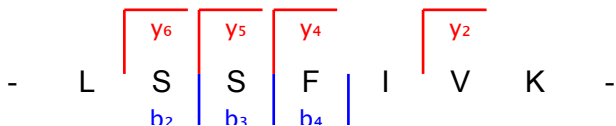
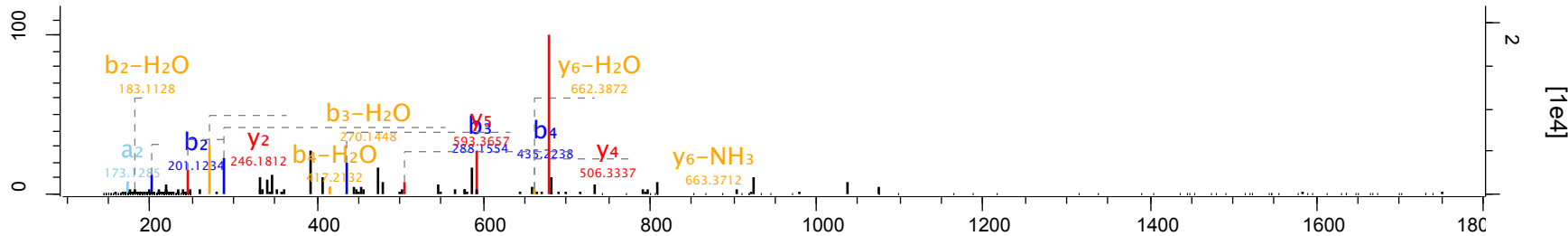
Raw file	Scan	Method	Score	m/z	Gene names
20150226_Hela_Top_opt_A3_01_1591	30403	TOF; CID	85.26	310.87	TLCD1



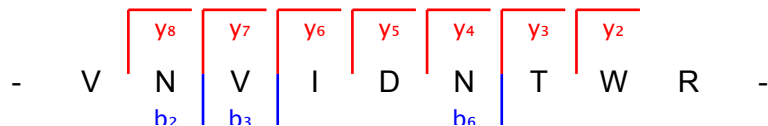
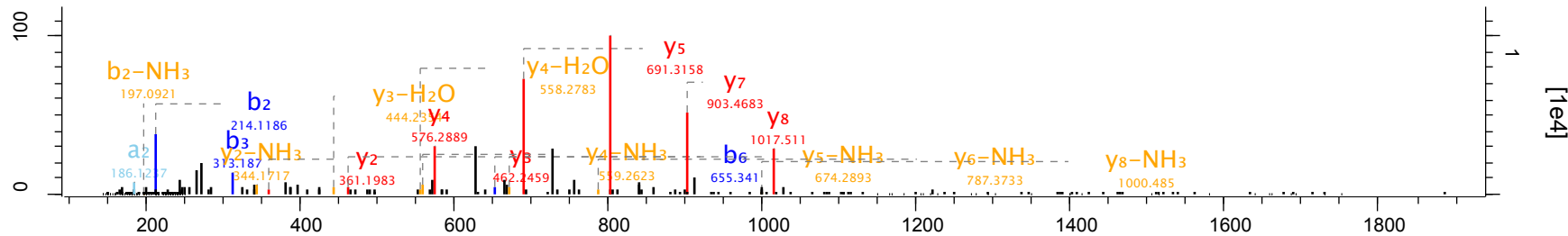
Raw file	Scan	Method	Score	m/z	Gene names
20150226_Hela_Top_opt_A3_01_1591	30966	TOF; CID	58.63	861.41	DPH3



Raw file	Scan	Method	Score	m/z	Gene names
20150226_Hela_Top_opt_A3_01_1591	32368	TOF; CID	92.47	397.75	ZBTB25



Raw file	Scan	Method	Score	m/z	Gene names
20150226_Hela_Top_opt_A3_01_1591	33011	TOF; CID	95.77	558.8	MTX3



Raw file

20150226\_Hela\_Top\_opt\_A3\_01\_1591

Scan

33222

Method

TOF; CID

Score

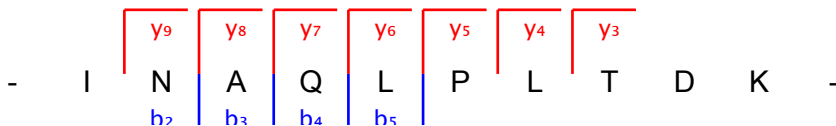
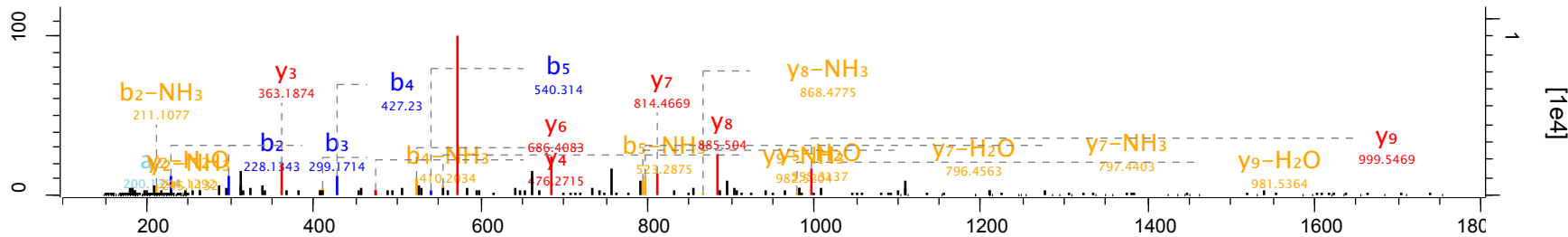
100.88

m/z

556.82

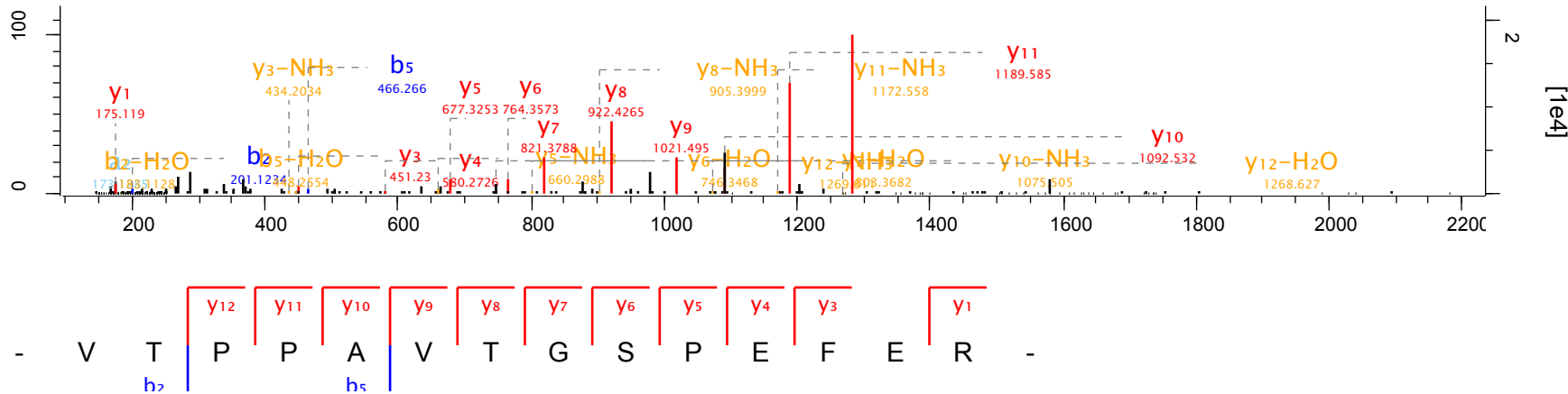
Gene names

DCAKD

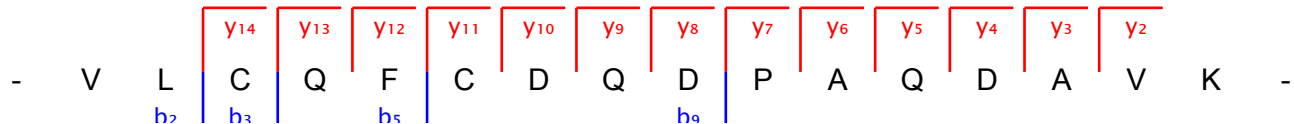
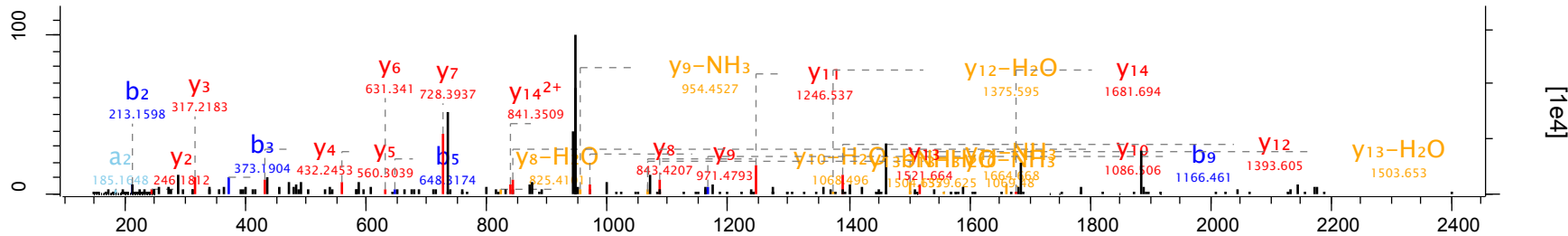




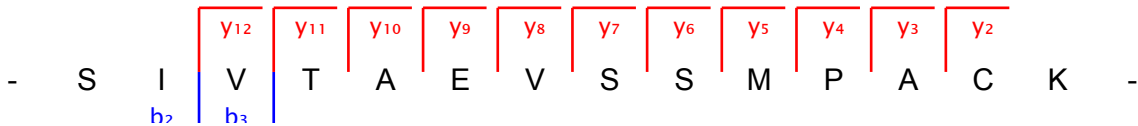
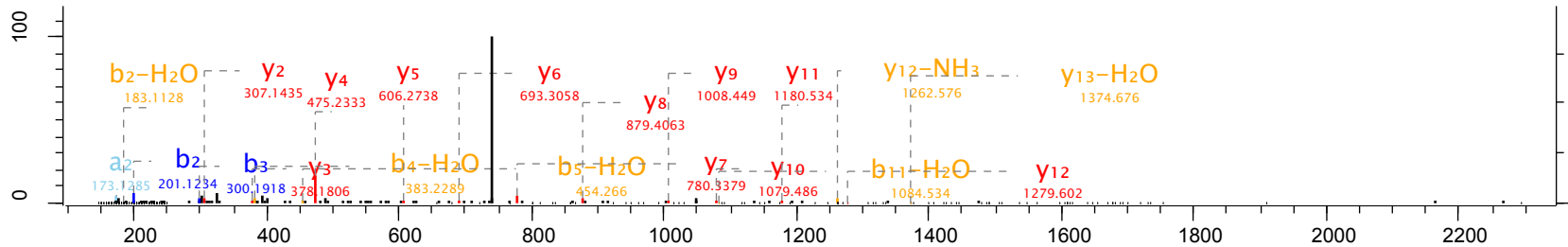
Raw file	Scan	Method	Score	m/z	Gene names
20150226_Hela_Top_opt_A3_01_1591	33381	TOF; CID	67.1	744.39	MGST2



Raw file	Scan	Method	Score	m/z	Gene names
20150226_Hela_Top_opt_A3_01_1591	33468	TOF; CID	107.5	947.43	MID1

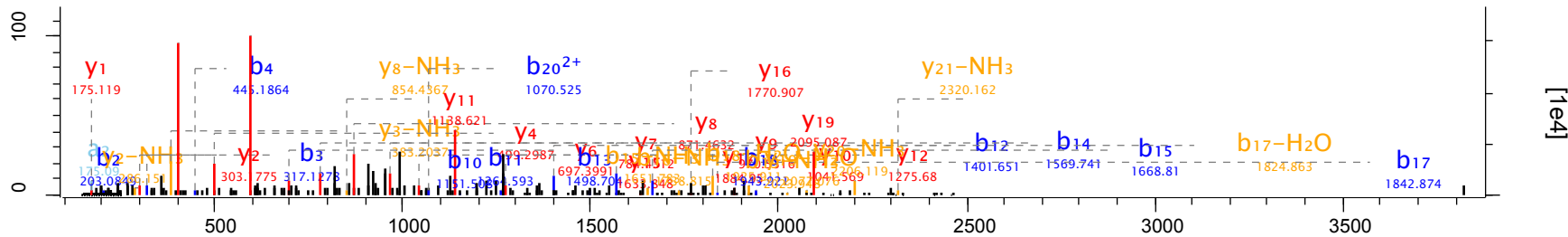


Raw file	Scan	Method	Score	m/z	Gene names
20150226_Hela_Top_opt_A3_01_1591	33666	TOF; CID	60.55	740.37	TRAPPC6B


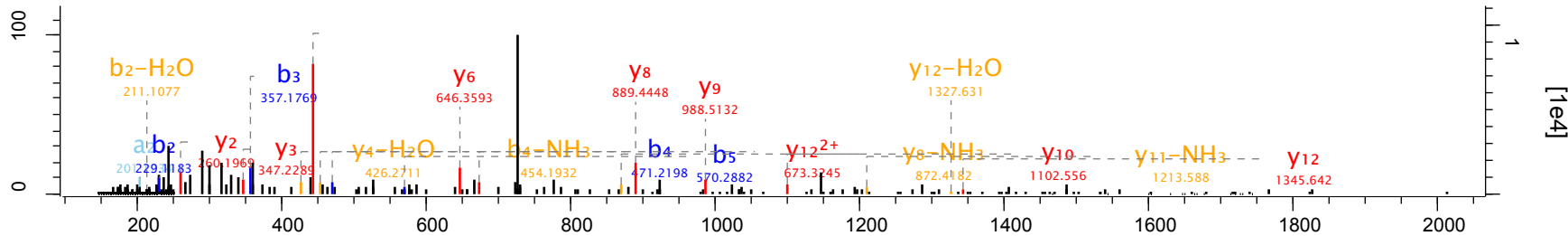


[1e4]

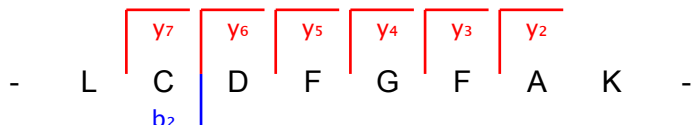
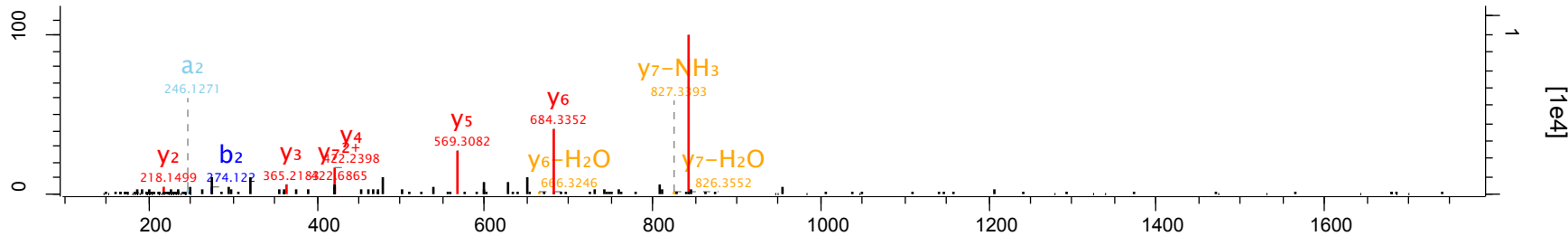
Raw file	Scan	Method	Score	m/z	Gene names
20150226_Hela_Top_opt_A3_01_1591	33881	TOF; CID	80.87	635.83	WWTR1



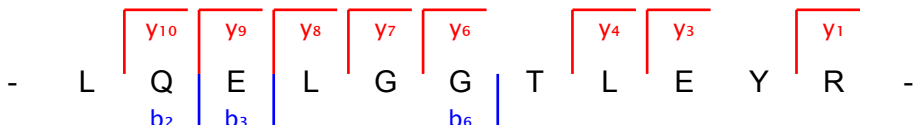
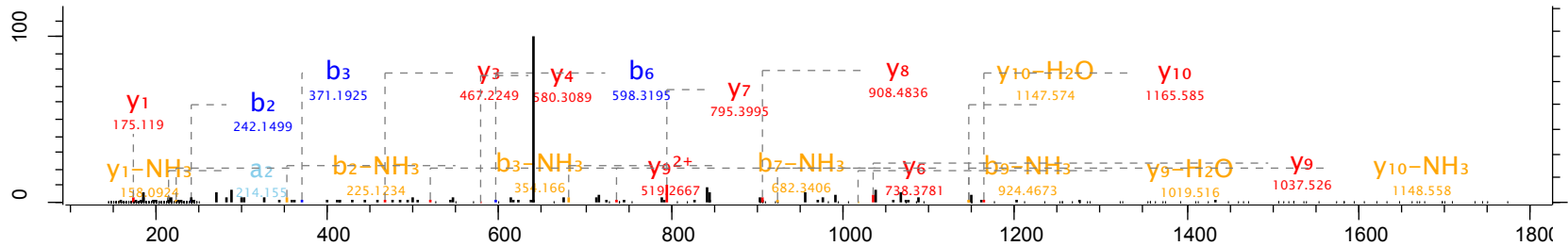
Raw file	Scan	Method	Score	m/z	Gene names
20150226_Hela_Top_opt_A3_01_1591	33934	TOF; CID	64.8	729.87	KCT2



Raw file	Scan	Method	Score	m/z	Gene names
20150226_Hela_Top_opt_A3_01_1591	34175	TOF; CID	69.2	479.23	MAPKAPK5



Raw file	Scan	Method	Score	m/z	Gene names
20150226_Hela_Top_opt_A3_01_1591	34255	TOF; CID	52.46	639.84	THTPA



[1e4]

Raw file

20150226\_Hela\_Top\_opt\_A3\_01\_1591

Scan

34923

Method

TOF; CID

Score

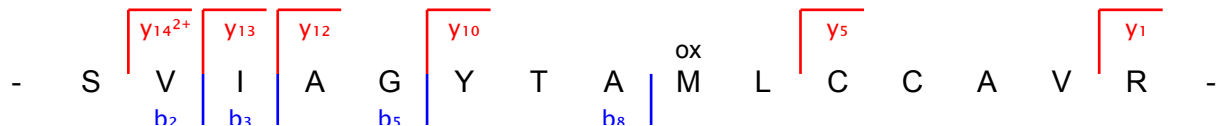
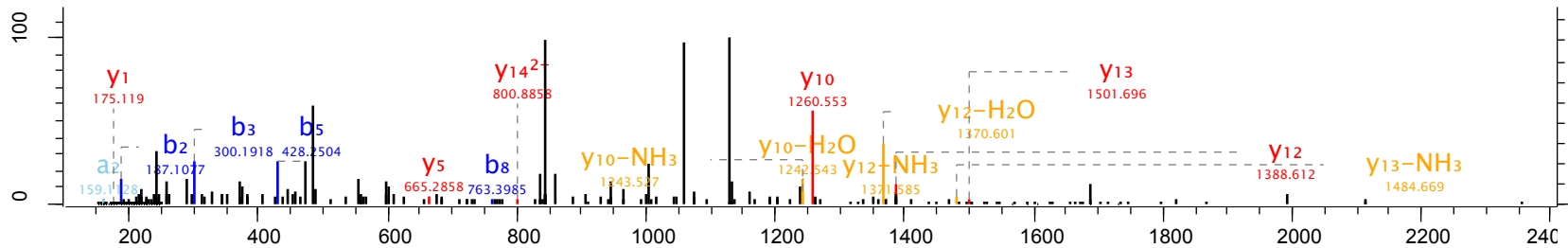
47.77

m/z

844.91

Gene names

MYBPC3





Raw file

20150226\_Hela\_Top\_opt\_A3\_01\_1591

Scan

34924

Method

TOF; CID

Score

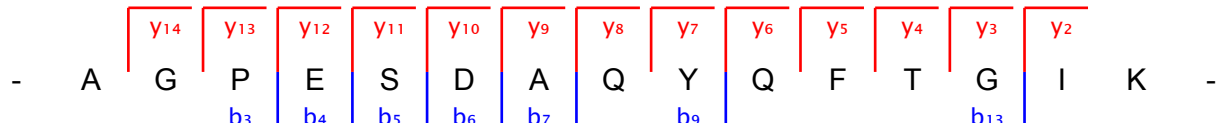
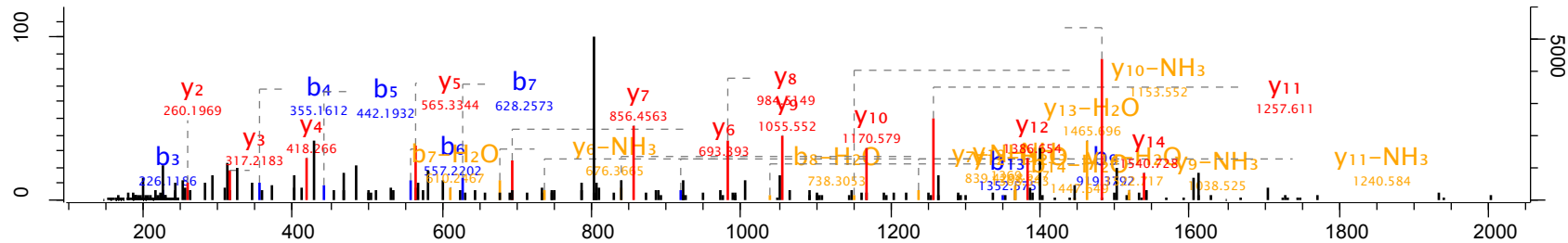
110.6

m/z

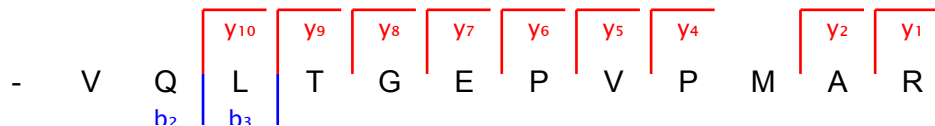
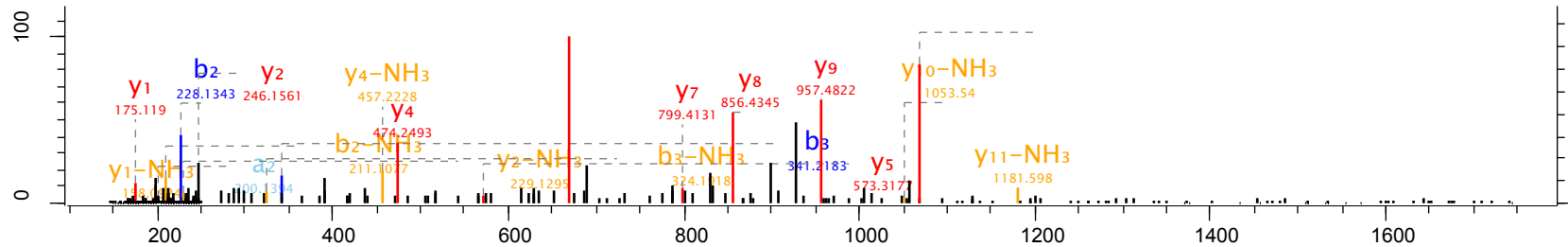
806.39

Gene names

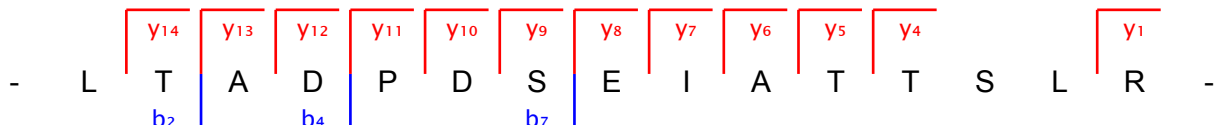
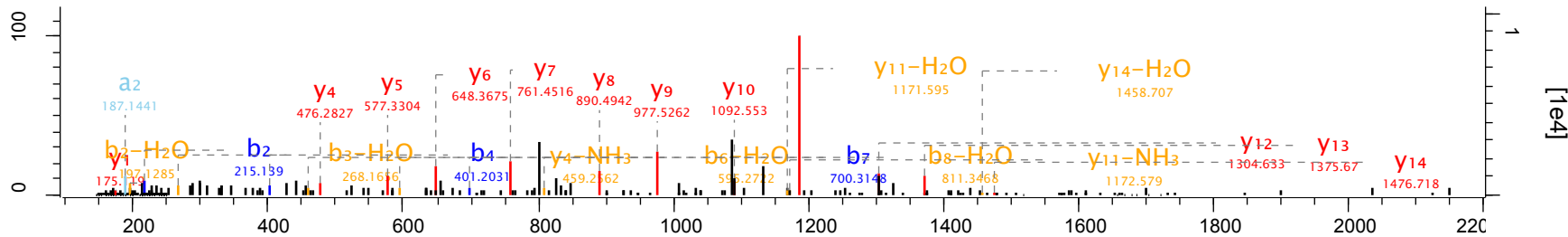
USMG5



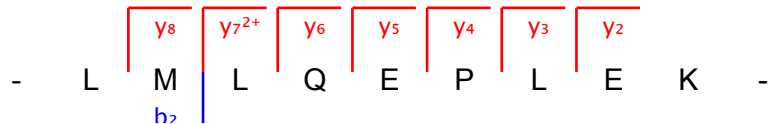
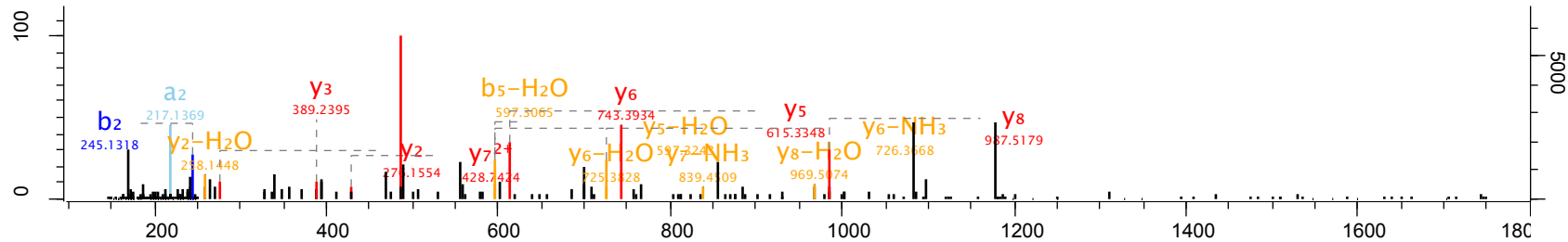
Raw file	Scan	Method	Score	m/z	Gene names
20150226_Hela_Top_opt_A3_01_1591	35132	TOF; CID	55.26	649.35	PVR



Raw file	Scan	Method	Score	m/z	Gene names
20150226_Hela_Top_opt_A3_01_1591	35586	TOF; CID	68.48	795.41	PIAS1;PIAS2



Raw file	Scan	Method	Score	m/z	Gene names
20150226_Hela_Top_opt_A3_01_1591	36084	TOF; CID	84.61	550.81	COX19



Raw file

20150226\_Hela\_Top\_opt\_A3\_01\_1591

Scan

37959

Method

TOF; CID

Score

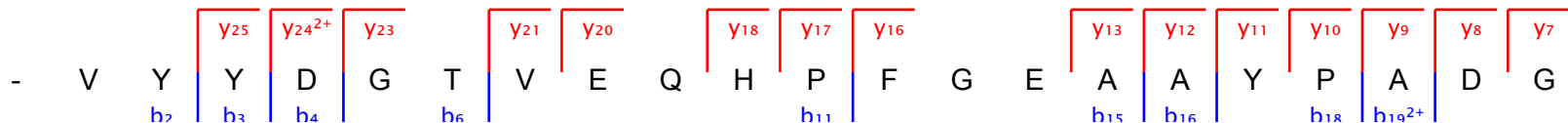
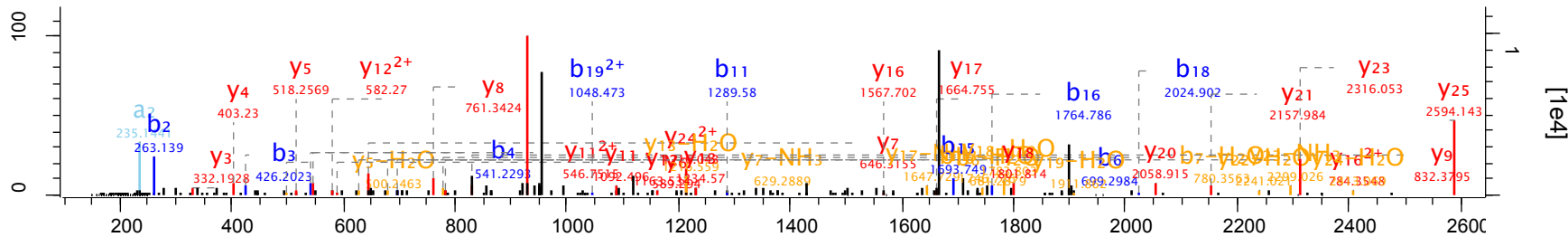
110.55

m/z

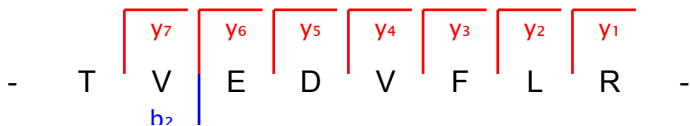
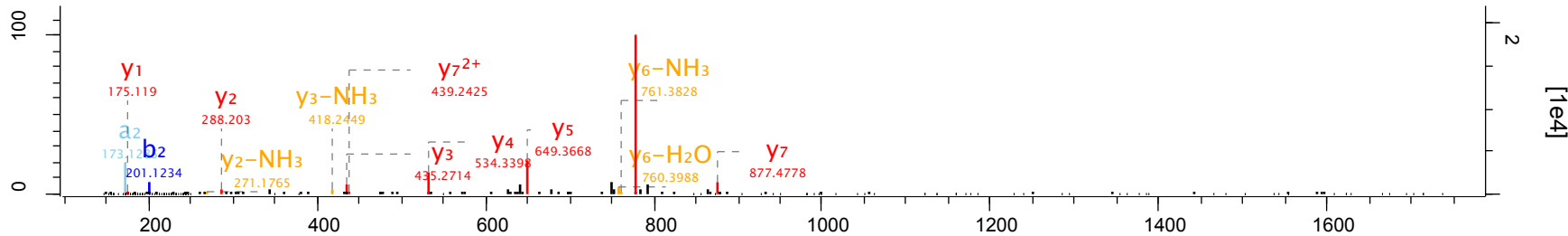
953.11

Gene names

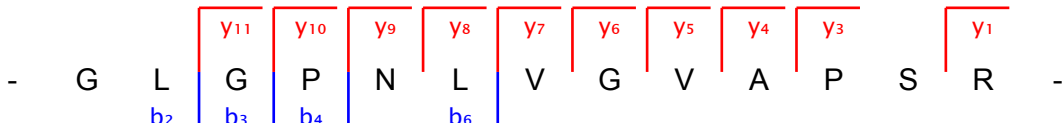
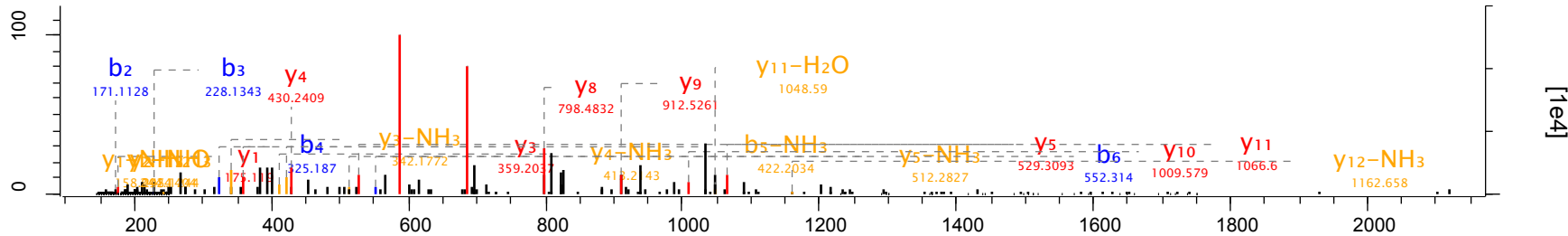
C6orf120



Raw file	Scan	Method	Score	m/z	Gene names
20150226_Hela_Top_opt_A3_01_1591	39376	TOF; CID	93.37	489.77	MRPS24



Raw file	Scan	Method	Score	m/z	Gene names
20150226_Hela_Top_opt_A3_01_1591	39888	TOF; CID	53.38	618.86	SLC25A36;SLC25A33



Raw file

20150226\_Hela\_Top\_opt\_A3\_01\_1591

Scan

39947

Method

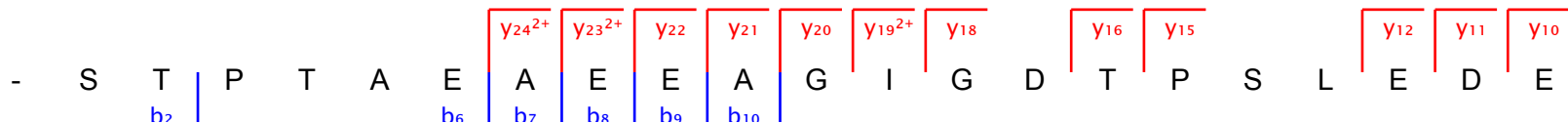
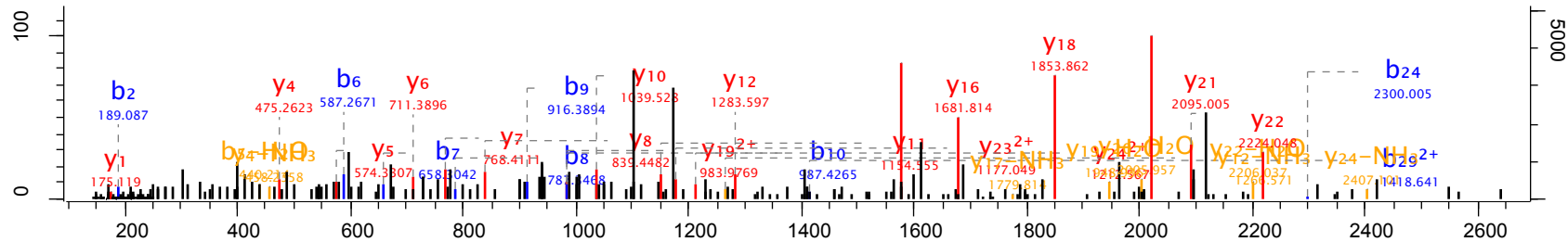
TOF; CID

Score

65.24

m/z

1004.48





Raw file

20150226\_Hela\_Top\_opt\_A3\_01\_1591

Scan

40053

Method

TOF; CID

Score

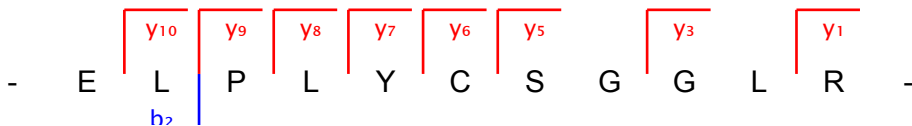
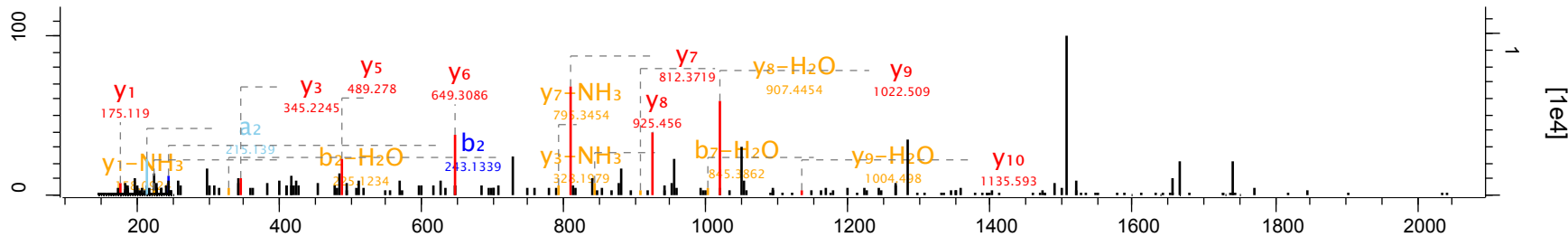
50.35

m/z

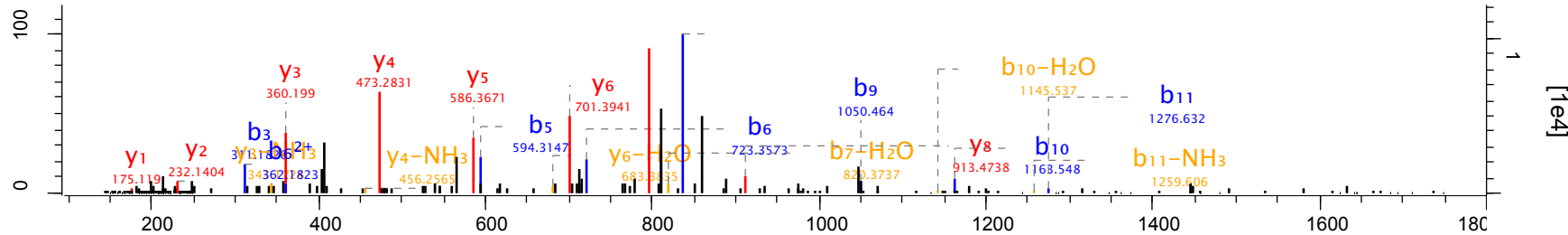
632.83

Gene names

BECN1



Raw file	Scan	Method	Score	m/z	Gene names
20150226_Hela_Top_opt_A3_01_1591	40613	TOF; CID	68.86	545.95	COX16

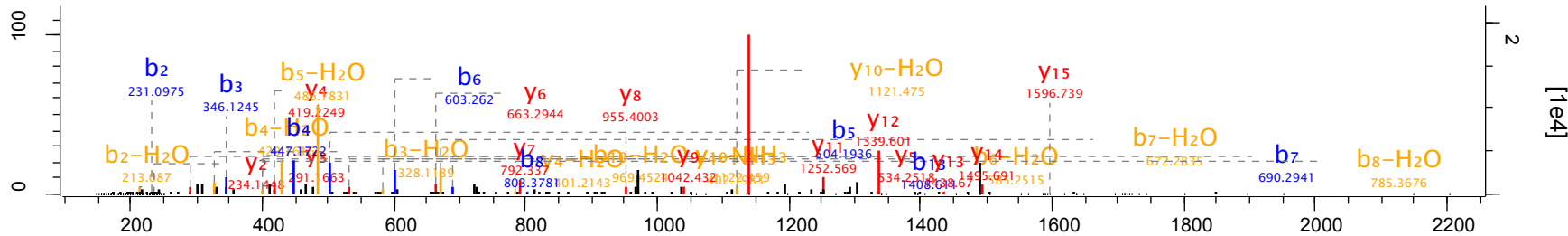


Sequence: - G P R | P W | E D | P D | L L | Q G R -

Fragmentation sites (b<sub>i</sub> and y<sub>i</sub>) are indicated by vertical lines below the sequence:

- Blue lines (b<sub>i</sub>): b<sub>3</sub> (between R and P), b<sub>5</sub> (between W and E), b<sub>6</sub> (between E and D), b<sub>7</sub> (between D and P), b<sub>9</sub> (between D and L), b<sub>10</sub> (between L and L), b<sub>11</sub> (between L and Q).
- Red lines (y<sub>i</sub>): y<sub>1</sub> (after R), y<sub>2</sub> (after G), y<sub>3</sub> (after Q), y<sub>4</sub> (after L), y<sub>5</sub> (after L), y<sub>6</sub> (after D), y<sub>7</sub> (after P), y<sub>8</sub> (after D).

Raw file	Scan	Method	Score	m/z	Gene names
20150226_Hela_Top_opt_A3_01_1591	40746	TOF; CID	140.28	971.94	HIGD1A



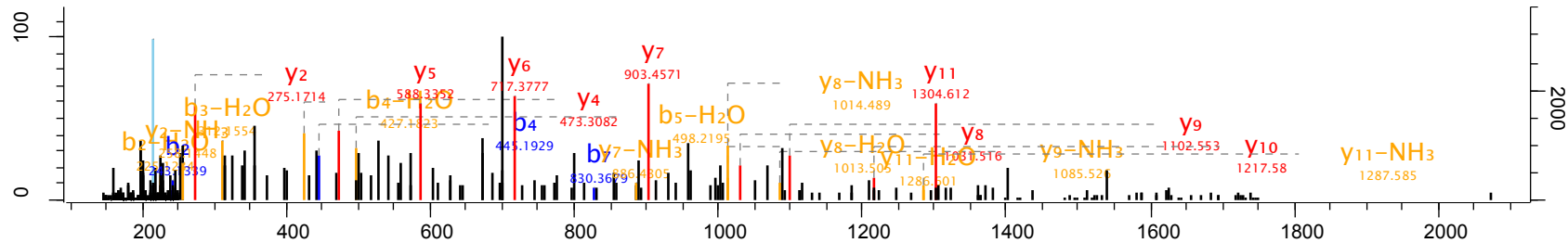
ac

- S T D T G V S L P S Y E E D Q G S K -

h<sub>2</sub> | h<sub>3</sub> | h<sub>4</sub> | h<sub>5</sub> | h<sub>6</sub> | h<sub>7</sub> | h<sub>8</sub> | h<sub>13</sub>

y<sub>15</sub> | y<sub>14</sub> | y<sub>13</sub> | y<sub>12</sub> | y<sub>11</sub> | y<sub>10</sub> | y<sub>9</sub> | y<sub>8</sub> | y<sub>7</sub> | y<sub>6</sub> | y<sub>5</sub> | y<sub>4</sub> | y<sub>3</sub> | y<sub>2</sub>

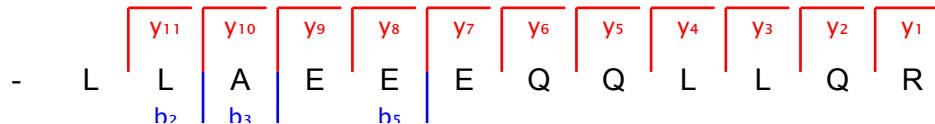
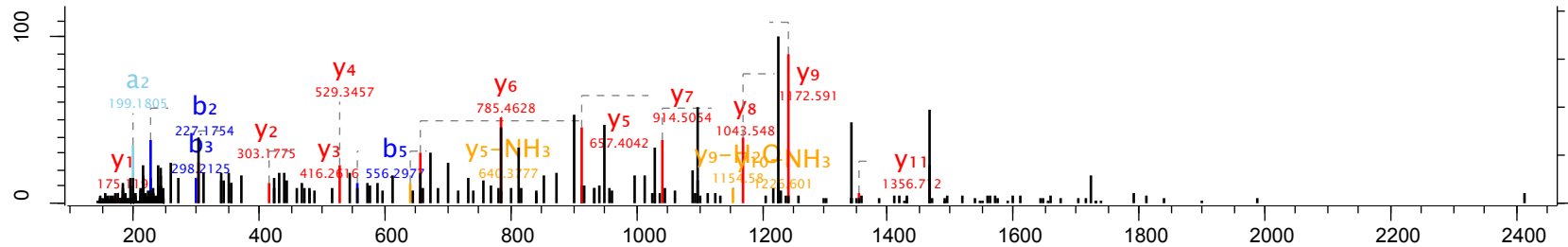
Raw file	Scan	Method	Score	m/z	Gene names
20150226_Hela_Top_opt_A3_01_1591	41012	TOF; CID	82.07	773.88	MEA1



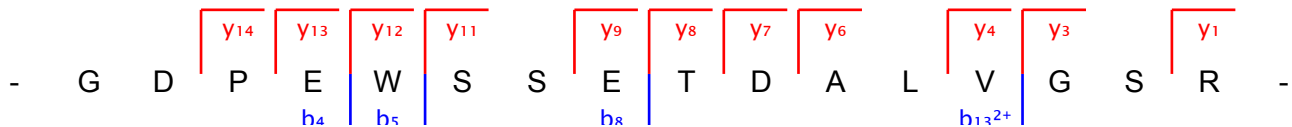
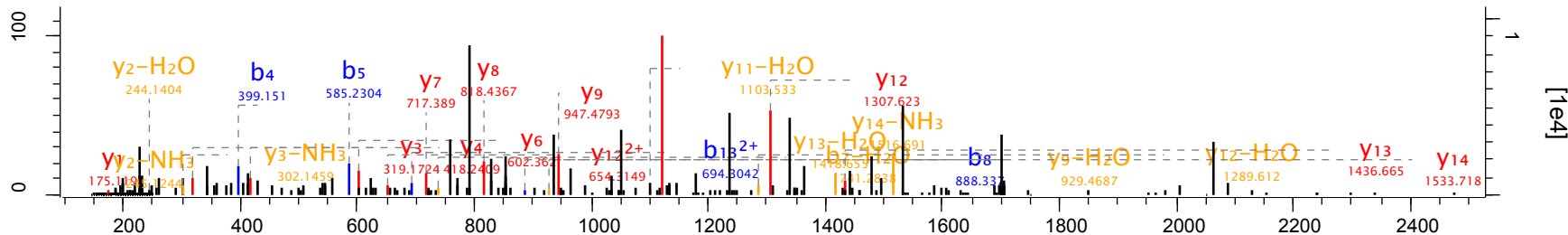
- E I S D A Q W E D V V Q K -  
 b<sub>2</sub> b<sub>4</sub> b<sub>7</sub>

y<sub>11</sub> y<sub>10</sub> y<sub>9</sub> y<sub>8</sub> y<sub>7</sub> y<sub>6</sub> y<sub>5</sub> y<sub>4</sub> y<sub>2</sub>

Raw file	Scan	Method	Score	m/z	Gene names
20150226_Hela_Top_opt_A3_01_1591	41308	TOF; CID	66.54	735.91	TRIM11



Raw file	Scan	Method	Score	m/z	Gene names
20150226_Hela_Top_opt_A3_01_1591	41658	TOF; CID	66.83	853.4	TMEM179B



Raw file

20150226\_Hela\_Top\_opt\_A3\_01\_1591

Scan

42436

Method

TOF; CID

Score

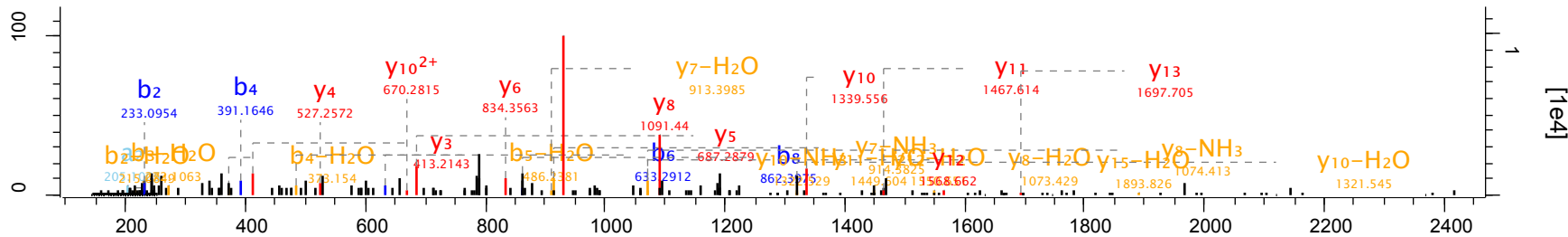
75.55

m/z

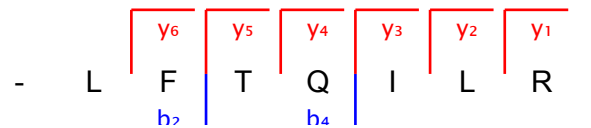
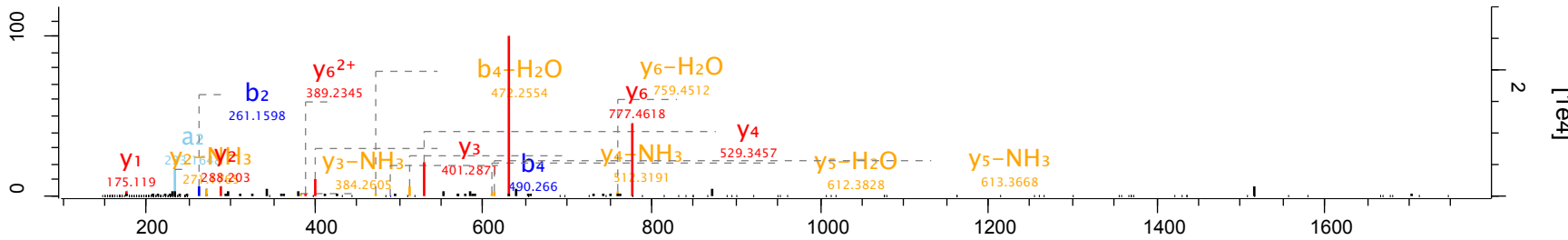
734.66

Gene names

ELOF1

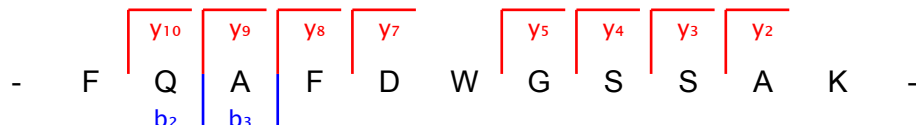
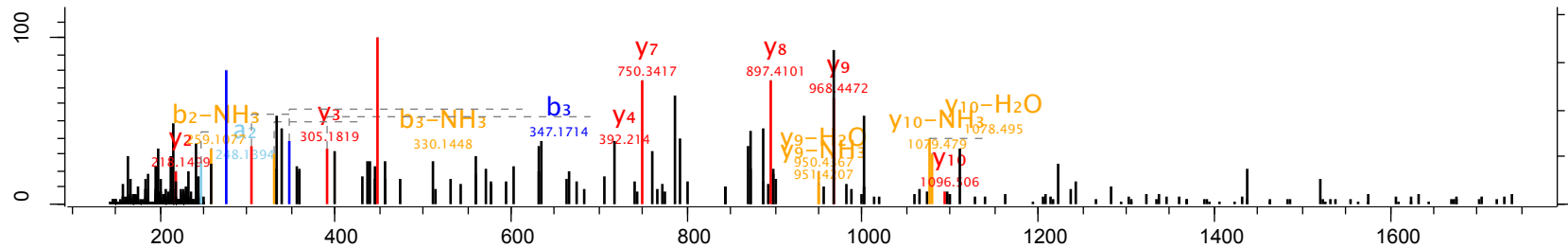


Raw file	Scan	Method	Score	m/z	Gene names
20150226_Hela_Top_opt_A3_01_1591	42476	TOF; CID	151.17	446.28	RRAS

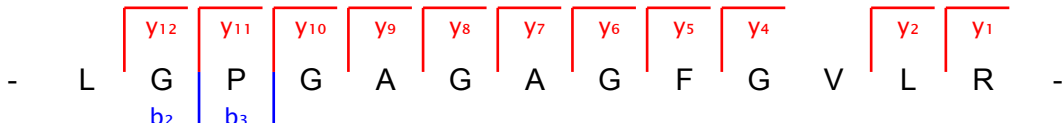
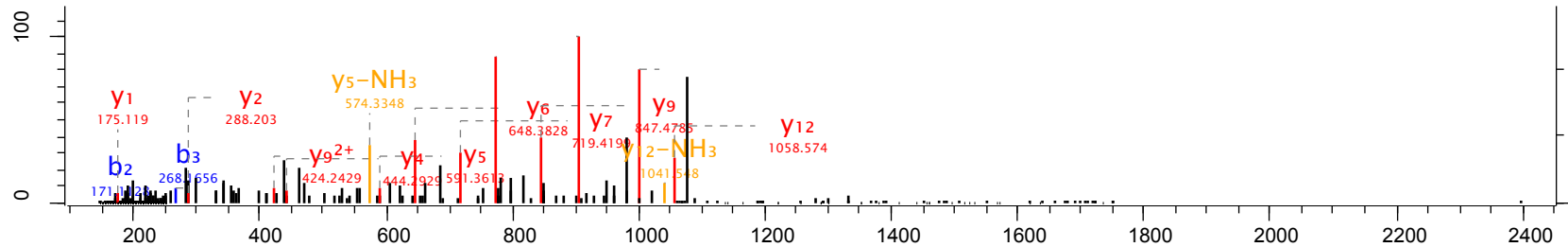




Raw file	Scan	Method	Score	m/z	Gene names
20150226_Hela_Top_opt_A3_01_1591	43914	TOF; CID	57.4	622.8	LIPA

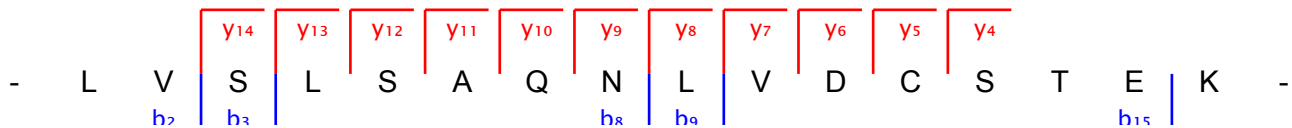
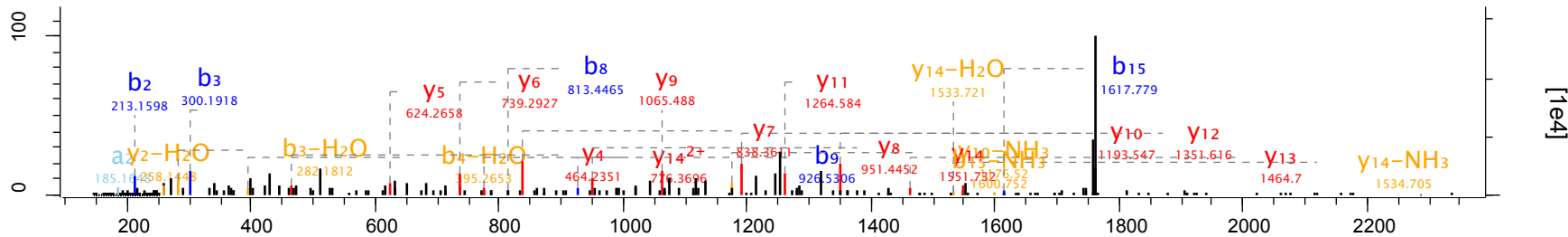


Raw file	Scan	Method	Score	m/z	Gene names
20150226_Hela_Top_opt_A3_01_1591	44157	TOF; CID	46.88	586.84	PHF23

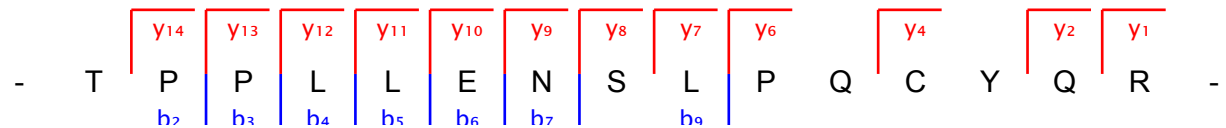
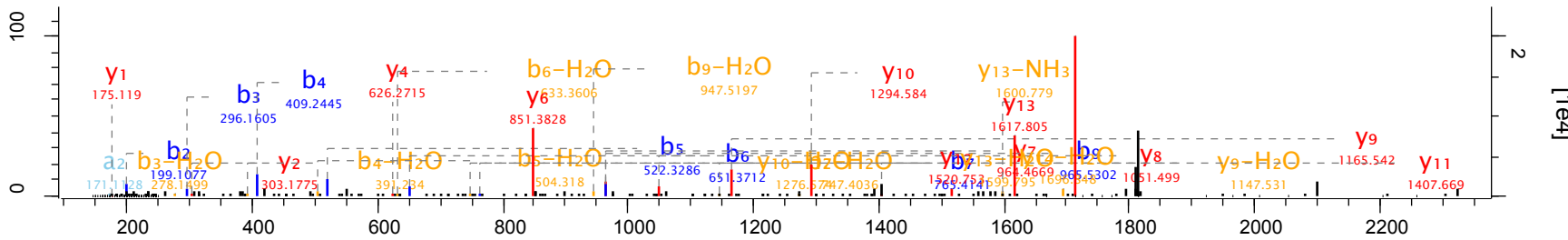


[1e4]

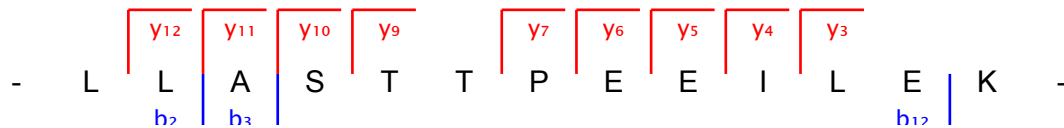
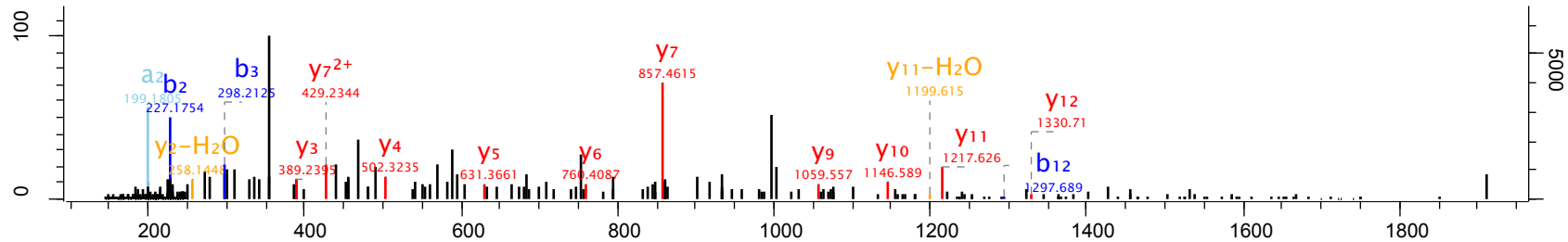
Raw file	Scan	Method	Score	m/z	Gene names
20150226_Hela_Top_opt_A3_01_1591	44654	TOF; CID	87.43	882.45	CTSS



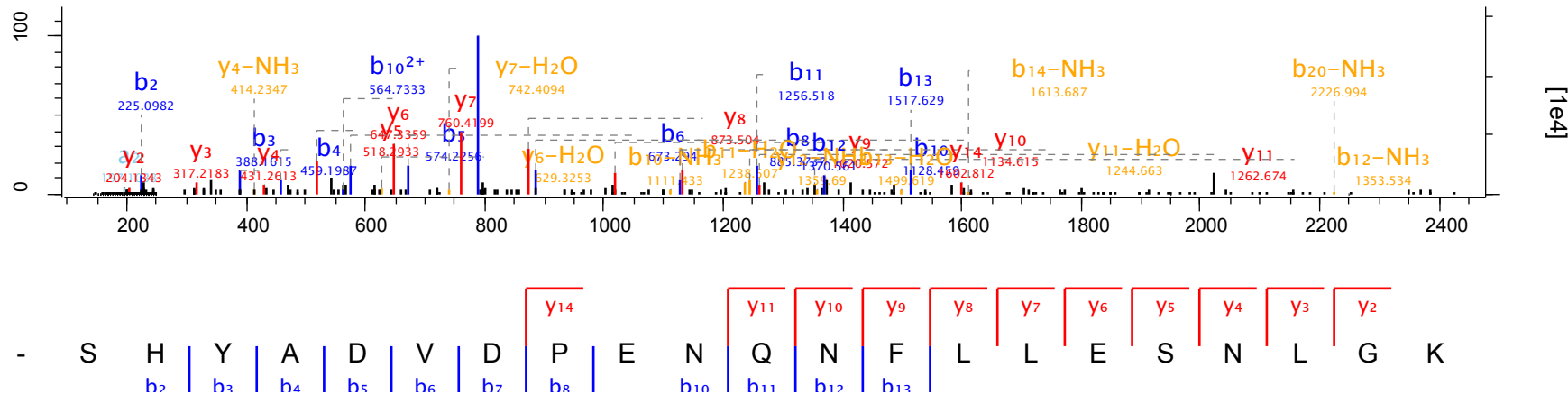
Raw file	Scan	Method	Score	m/z	Gene names
20150226_Hela_Top_opt_A3_01_1591	45851	TOF; CID	116.06	908.46	SLC30A7



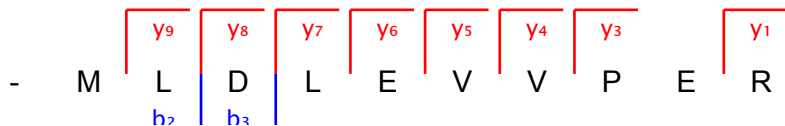
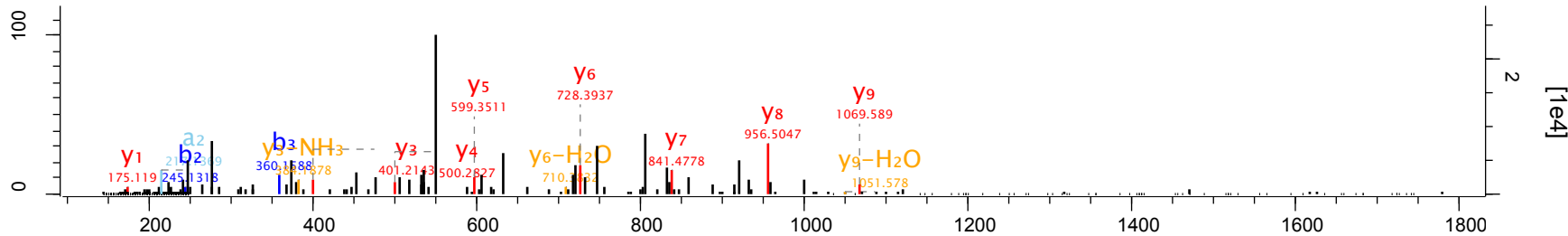
Raw file	Scan	Method	Score	m/z	Gene names
20150226_Hela_Top_opt_A3_01_1591	46308	TOF; CID	56.57	722.41	C15orf40



Raw file	Scan	Method	Score	m/z	Gene names
20150226_Hela_Top_opt_A3_01_1591	47650	TOF; CID	133.21	797.39	SLC38A2



Raw file	Scan	Method	Score	m/z	Gene names
20150226_Hela_Top_opt_A3_01_1591	48943	TOF; CID	62.63	600.82	C16orf70



Raw file

20150226\_Hela\_Top\_opt\_A3\_01\_1591

Scan

49082

Method

TOF; CID

Score

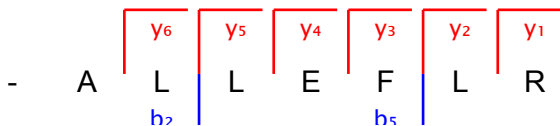
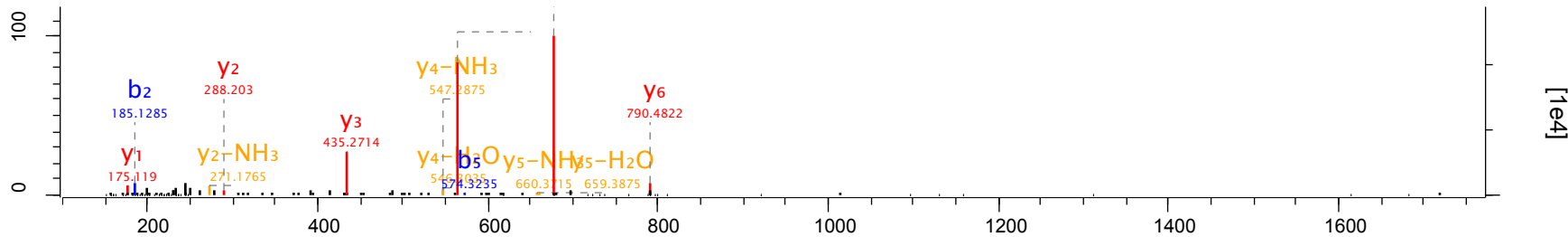
105.39

m/z

431.27

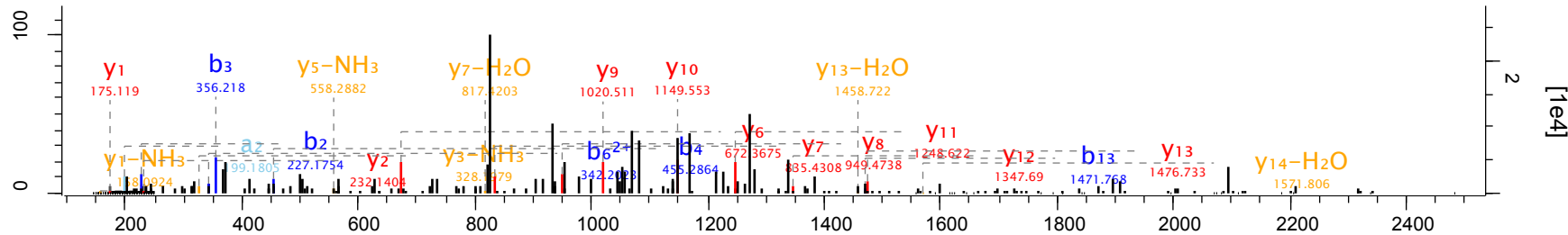
Gene names

HS3ST3B1;HS3ST6;ARHGAP40;HS3ST3A1





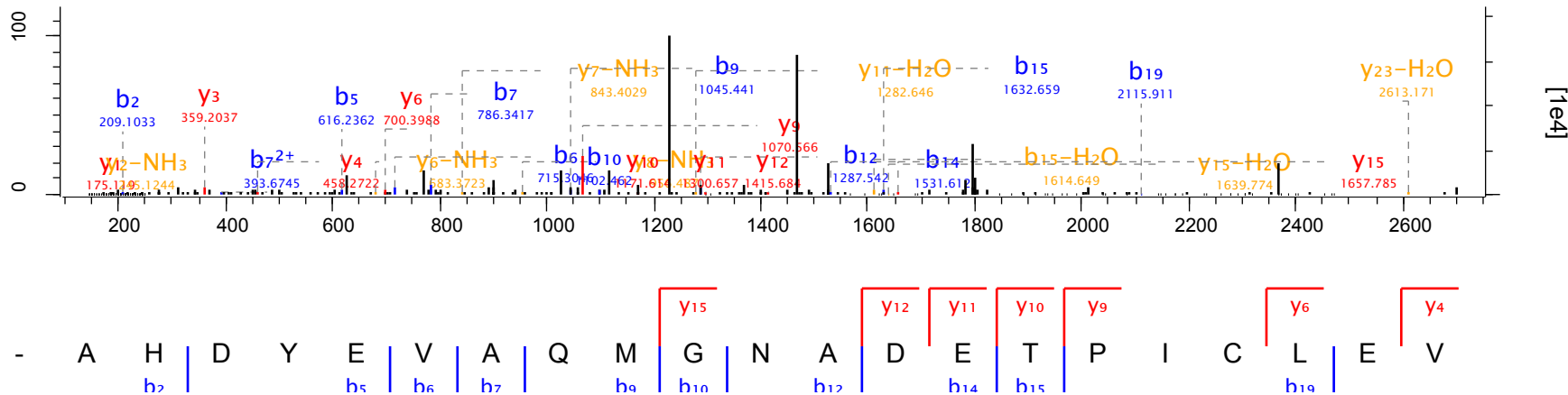
Raw file	Scan	Method	Score	m/z	Gene names
20150226_Hela_Top_opt_A3_01_1591	49341	TOF; CID	55.75	851.96	SEC14L1



- I I E V V E A N Y P E T L G R -  
 b<sub>2</sub> b<sub>3</sub> b<sub>4</sub> h<sub>6</sub><sup>2+</sup> b<sub>13</sub>

y<sub>13</sub> y<sub>12</sub> y<sub>11</sub> y<sub>10</sub> y<sub>9</sub> y<sub>8</sub> y<sub>7</sub> y<sub>6</sub> y<sub>2</sub> y<sub>1</sub>

Raw file	Scan	Method	Score	m/z	Gene names
20150226_Hela_Top_opt_A3_01_1591	49343	TOF; CID	39.05	901.45	POGK



Raw file

20150226\_Hela\_Top\_opt\_A3\_01\_1591

Scan

49516

Method

TOF; CID

Score

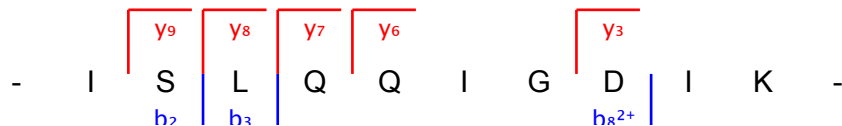
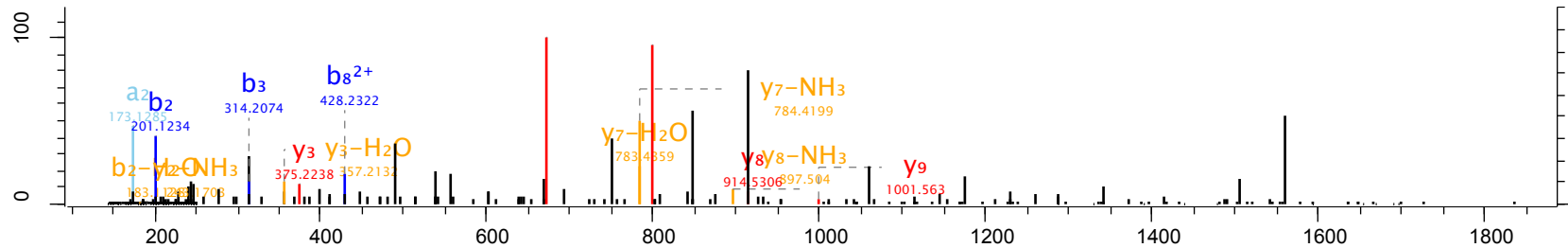
88.5

m/z

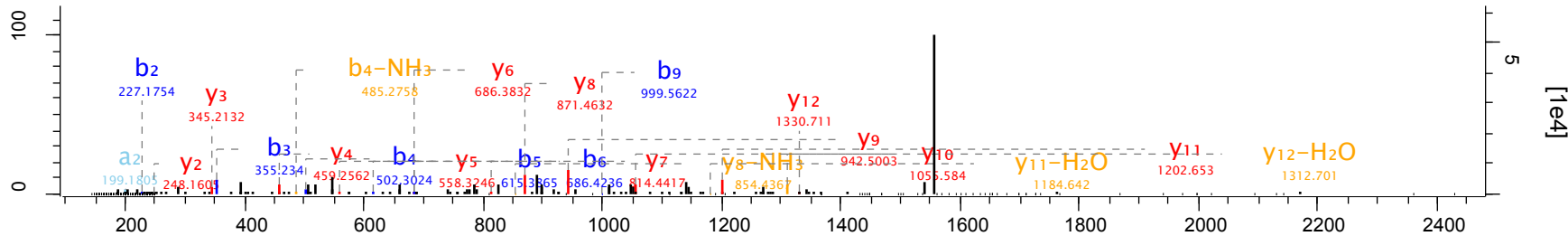
557.83

Gene names

TRAPPC12

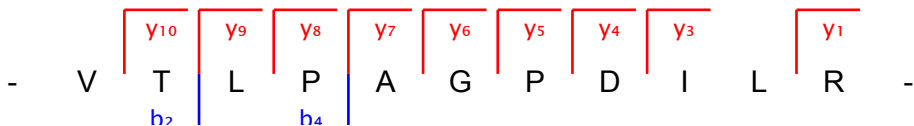
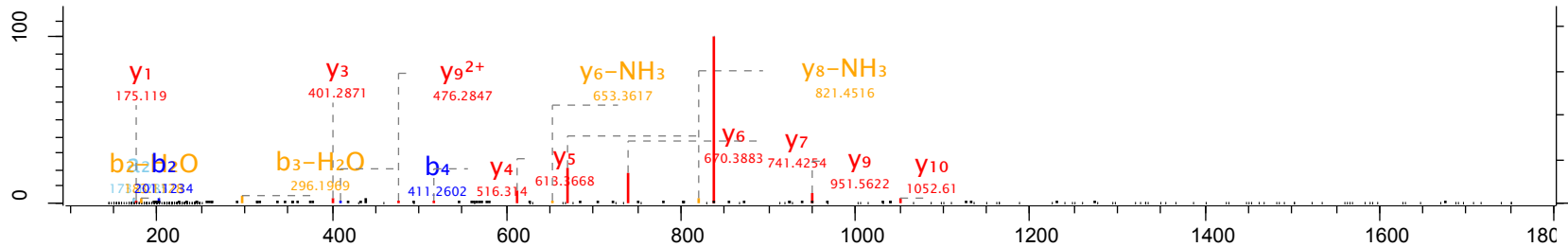


Raw file	Scan	Method	Score	m/z	Gene names
20150226_Hela_Top_opt_A3_01_1591	49820	TOF; CID	56.4	779.45	HUS1



- L L Q F L A G Q Q V N P T K -  
 b<sub>2</sub> b<sub>3</sub> b<sub>4</sub> b<sub>5</sub> b<sub>6</sub> b<sub>9</sub>  
 y<sub>12</sub> y<sub>11</sub> y<sub>10</sub> y<sub>9</sub> y<sub>8</sub> y<sub>7</sub> y<sub>6</sub> y<sub>5</sub> y<sub>4</sub> y<sub>3</sub> y<sub>2</sub>

Raw file	Scan	Method	Score	m/z	Gene names
20150226_Hela_Top_opt_A3_01_1591	49860	TOF; CID	84.48	576.85	MAL2



Raw file

20150226\_Hela\_Top\_opt\_A3\_01\_1591

Scan

49880

Method

TOF; CID

Score

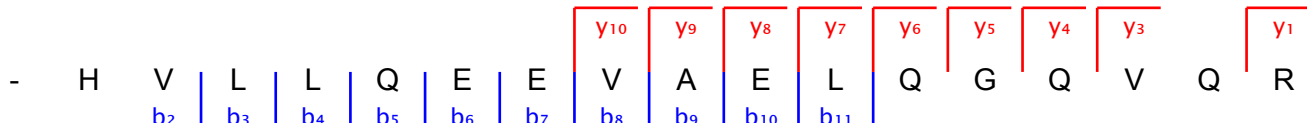
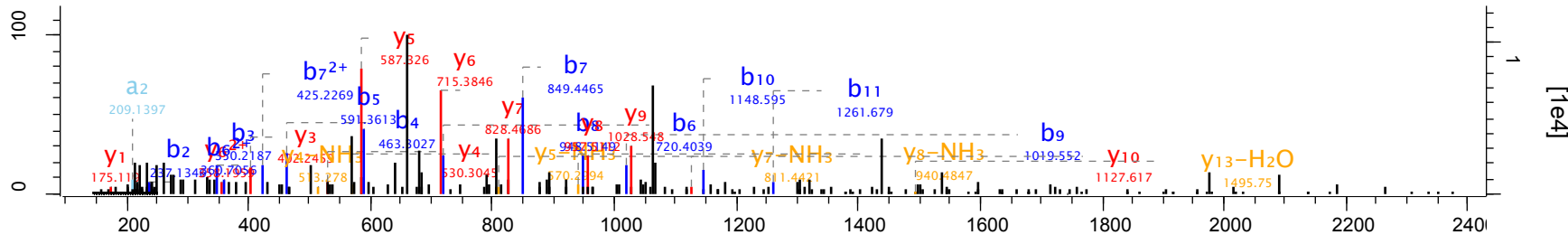
105.39

m/z

659.36

Gene names

CASC4



Raw file

20150226\_Hela\_Top\_opt\_A3\_01\_1591

Scan

49943

Method

TOF; CID

Score

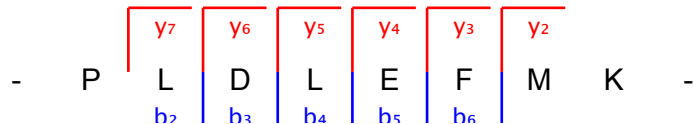
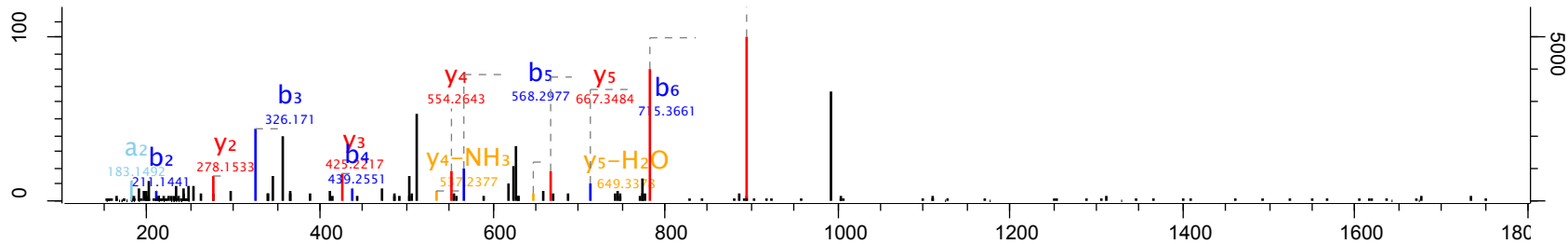
76.68

m/z

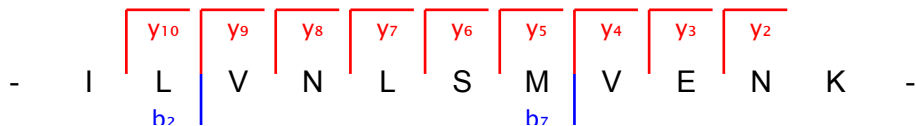
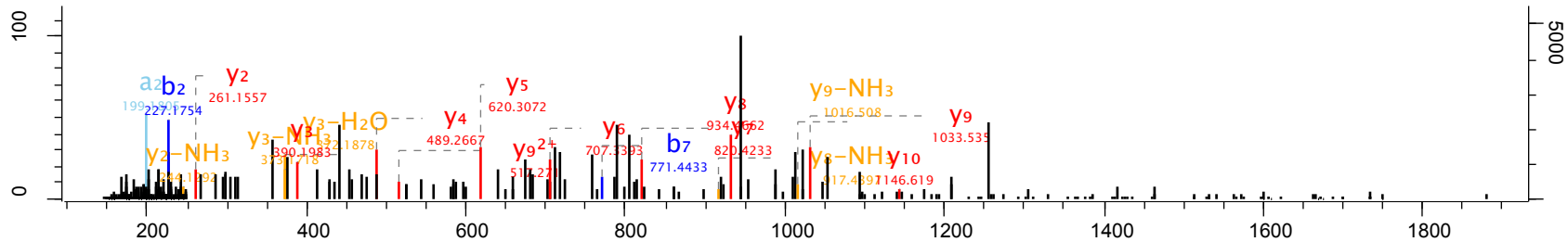
496.76

Gene names

SEPT3

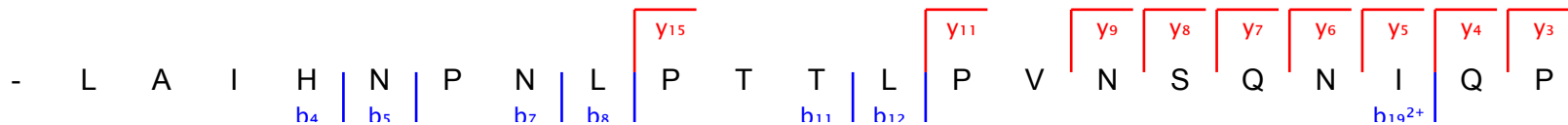
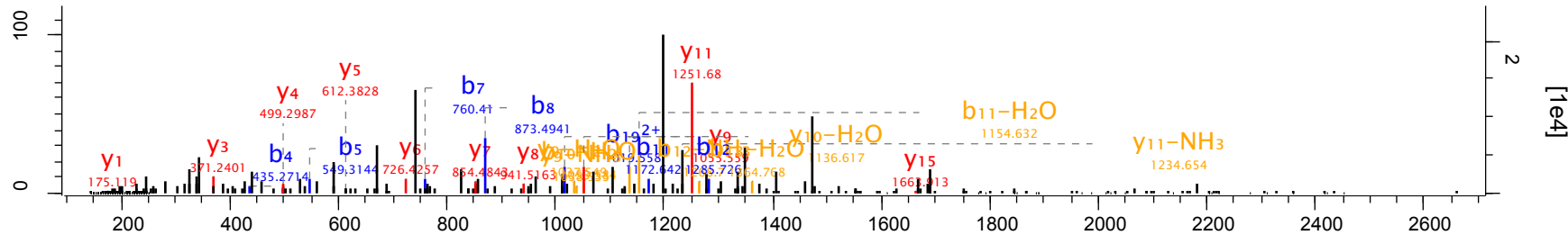


Raw file	Scan	Method	Score	m/z	Gene names
20150226_Hela_Top_opt_A3_01_1591	50128	TOF; CID	61.48	630.36	CT83

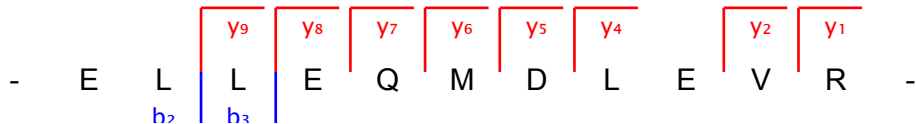
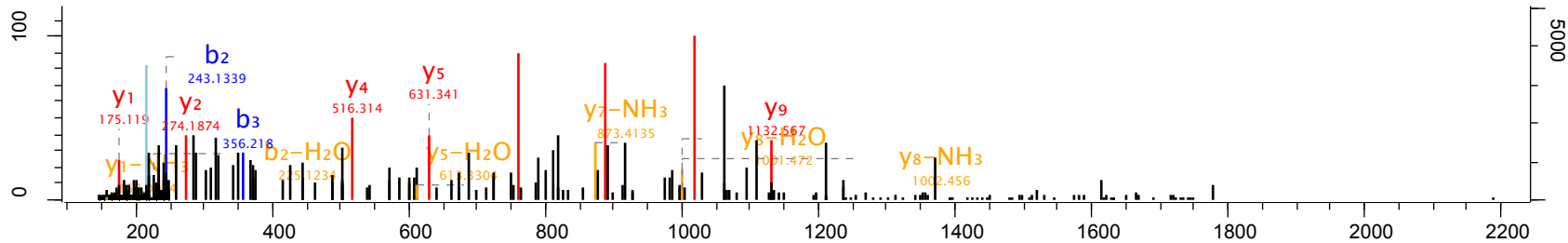




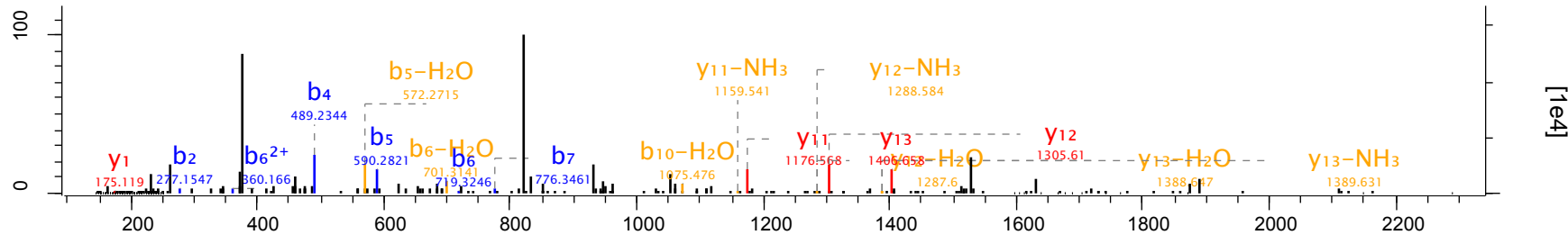
Raw file	Scan	Method	Score	m/z	Gene names
20150226_Hela_Top_opt_A3_01_1591	50897	TOF; CID	55.3	846.48	KLF5



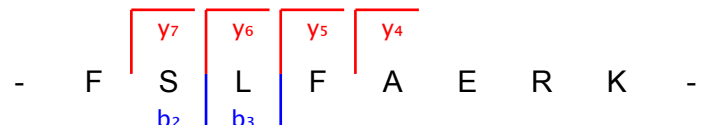
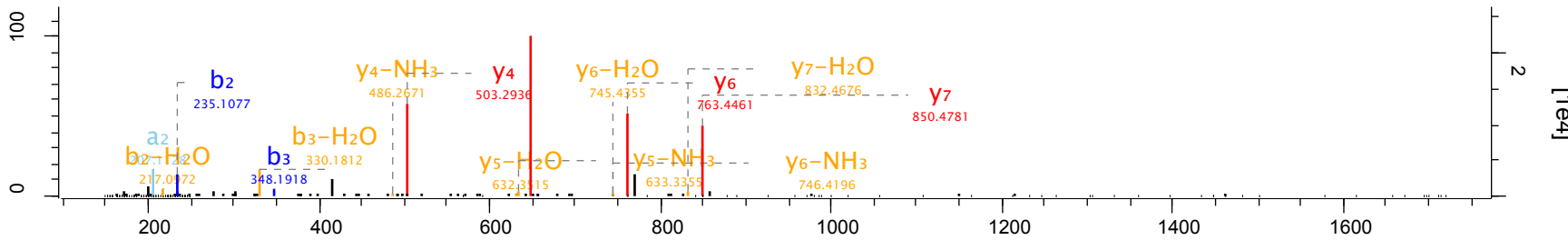
Raw file	Scan	Method	Score	m/z	Gene names
20150226_Hela_Top_opt_A3_01_1591	51226	TOF; CID	65.84	687.86	VTI1A



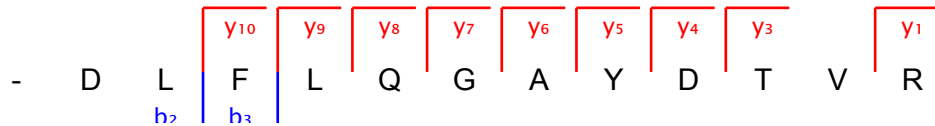
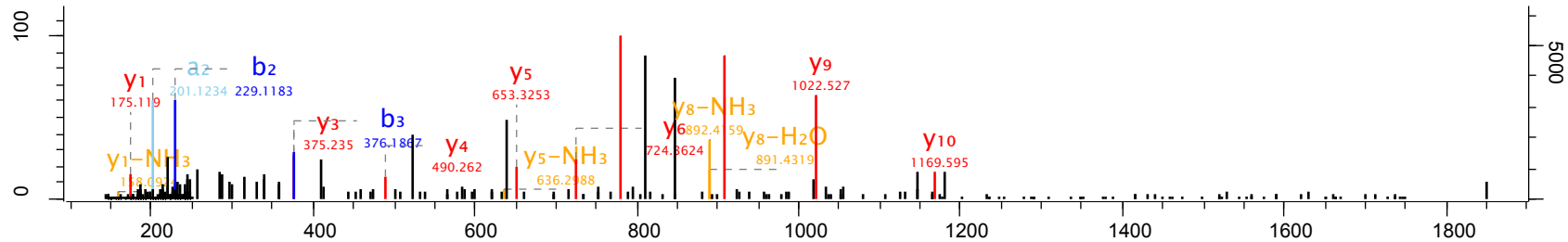
Raw file	Scan	Method	Score	m/z	Gene names
20150226_Hela_Top_opt_A3_01_1591	51422	TOF; CID	43.91	948.45	ABCB1



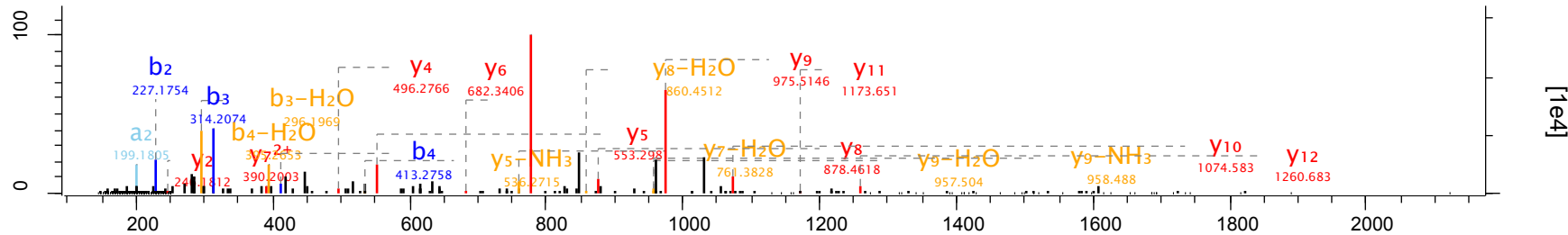
Raw file	Scan	Method	Score	m/z	Gene names
20150226_Hela_Top_opt_A3_01_1591	51557	TOF; CID	110.81	499.28	ITGA6



Raw file	Scan	Method	Score	m/z	Gene names
20150226_Hela_Top_opt_A3_01_1591	54321	TOF; CID	78.32	699.36	DPP7

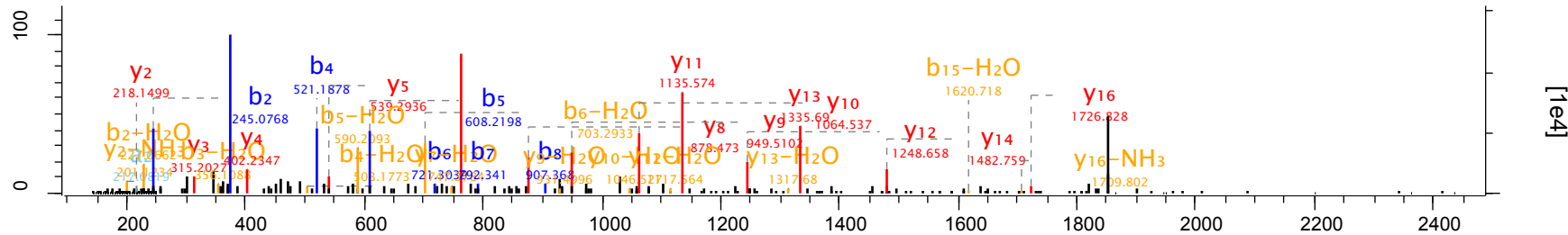


Raw file	Scan	Method	Score	m/z	Gene names
20150226_Hela_Top_opt_A3_01_1591	55072	TOF; CID	74.65	743.94	C20orf27



- L L S V V P V P E G Y S V K -  
 b<sub>2</sub> b<sub>3</sub> b<sub>4</sub> y<sub>12</sub> y<sub>11</sub> y<sub>10</sub> y<sub>9</sub> y<sub>8</sub> y<sub>7</sub> y<sub>6</sub> y<sub>5</sub> y<sub>4</sub> y<sub>2</sub>

Raw file	Scan	Method	Score	m/z	Gene names
20150226_Hela_Top_opt_A3_01_1591	55094	TOF; CID	135.09	928.95	MAPK1IP1L



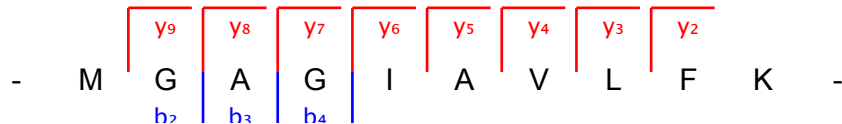
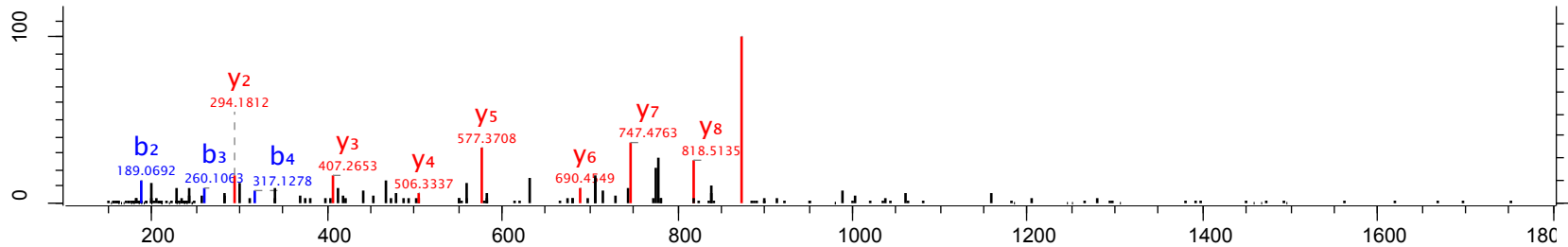
ac

- S D E F S L A D A L P E H S P A K -

b<sub>2</sub> | b<sub>3</sub> | b<sub>4</sub> | b<sub>5</sub> | b<sub>6</sub> | b<sub>7</sub> | b<sub>8</sub>

y<sub>16</sub> | y<sub>14</sub> | y<sub>13</sub> | y<sub>12</sub> | y<sub>11</sub> | y<sub>10</sub> | y<sub>9</sub> | y<sub>8</sub> | y<sub>7</sub> | y<sub>5</sub> | y<sub>4</sub> | y<sub>3</sub> | y<sub>2</sub>

Raw file	Scan	Method	Score	m/z	Gene names
20150226_Hela_Top_opt_A3_01_1591	55101	TOF; CID	63.22	503.8	OARD1





Raw file

20150226\_Hela\_Top\_opt\_A3\_01\_1591

Scan

56668

Method

TOF; CID

Score

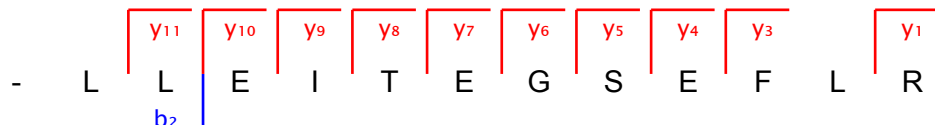
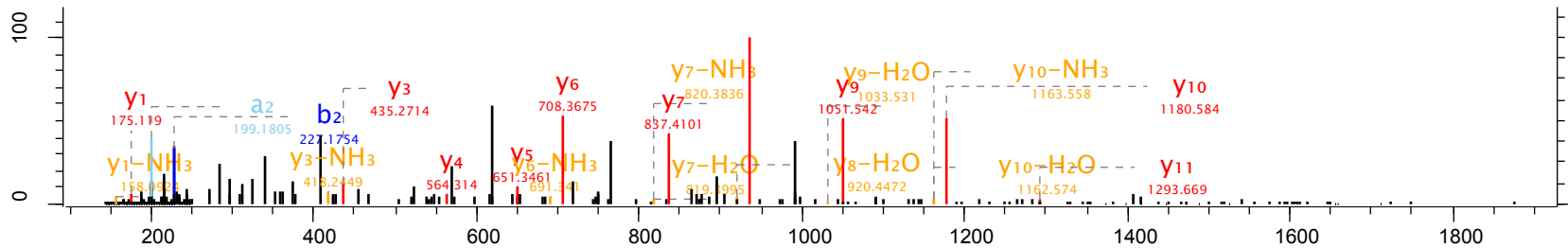
70.09

m/z

703.89

Gene names

ISCA2



Raw file

20150226\_Hela\_Top\_opt\_A3\_01\_1591

Scan

57582

Method

TOF; CID

Score

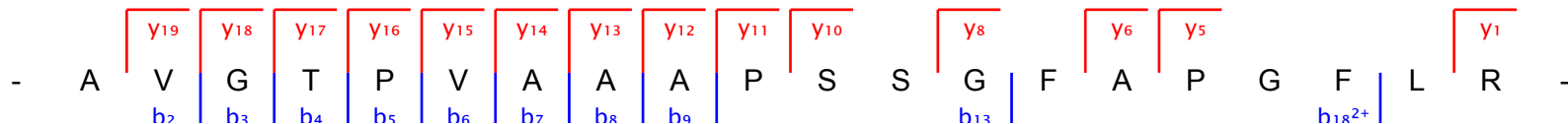
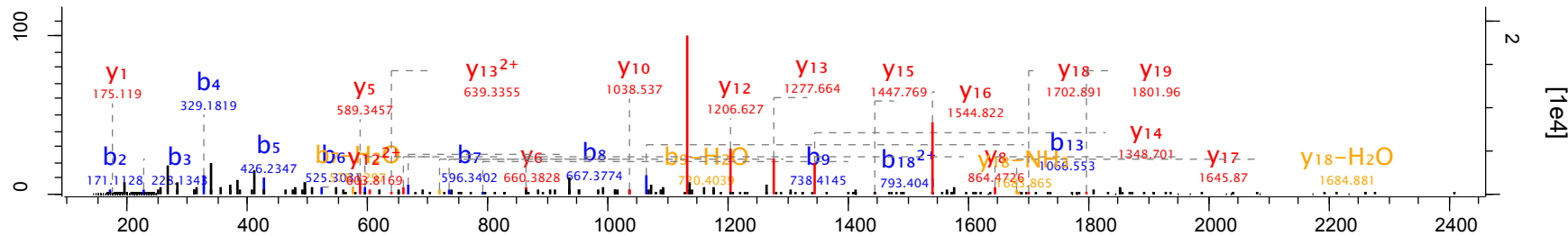
104.84

m/z

937.51

Gene names

ZFP36L2



Raw file

20150226\_Hela\_Top\_opt\_A3\_01\_1591

Scan

57585

Method

TOF; CID

Score

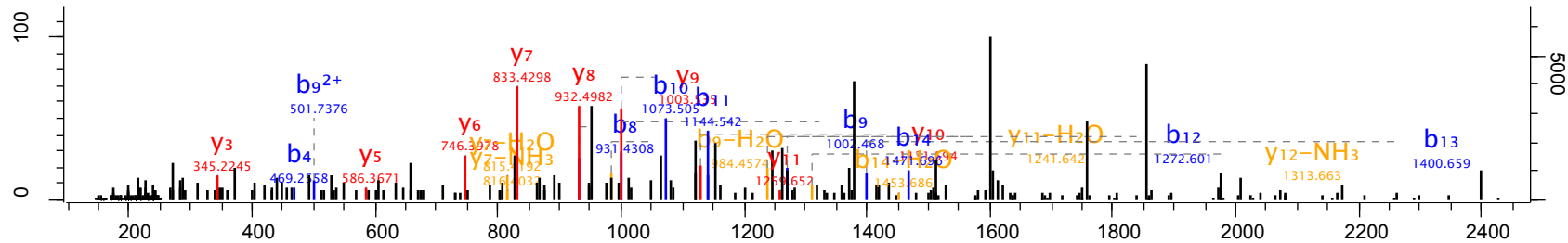
58.48

m/z

802.07

Gene names

MTHFSD



Raw file

20150226\_Hela\_Top\_opt\_A3\_01\_1591

Scan

58106

Method

TOF; CID

Score

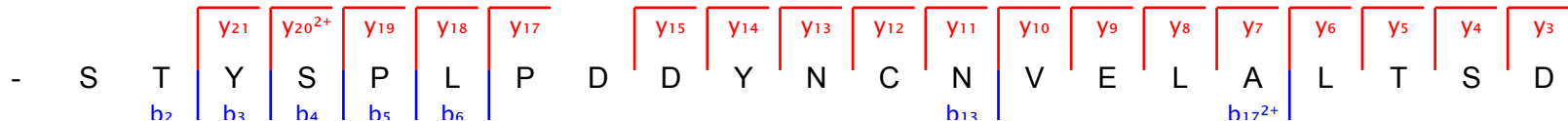
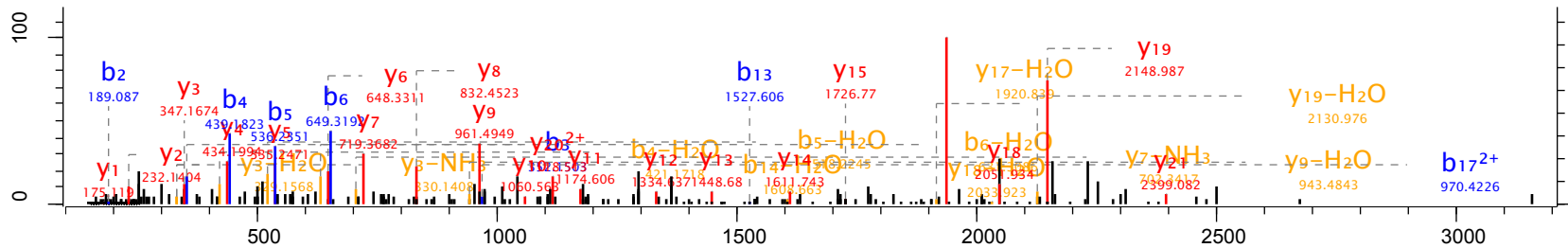
118.37

m/z

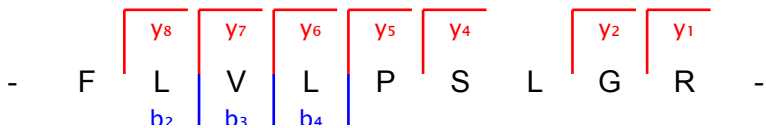
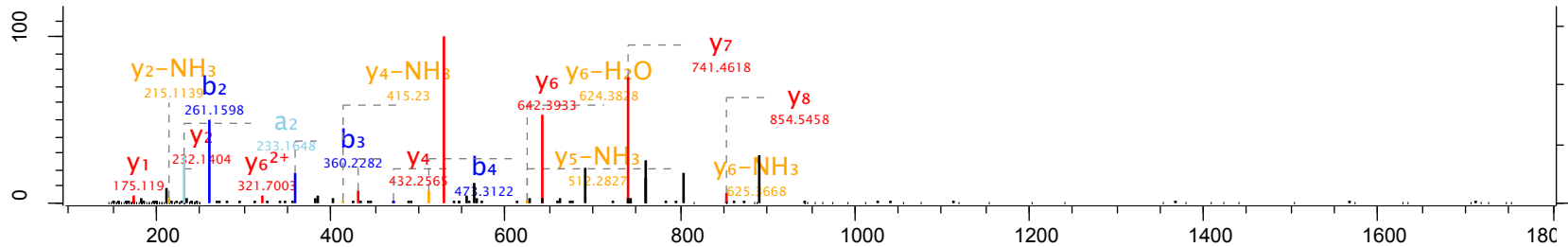
1294.6

Gene names

MRPL42

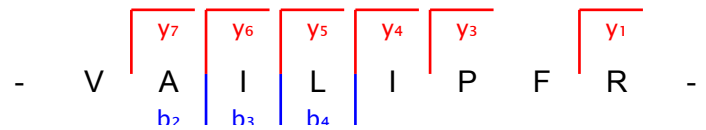
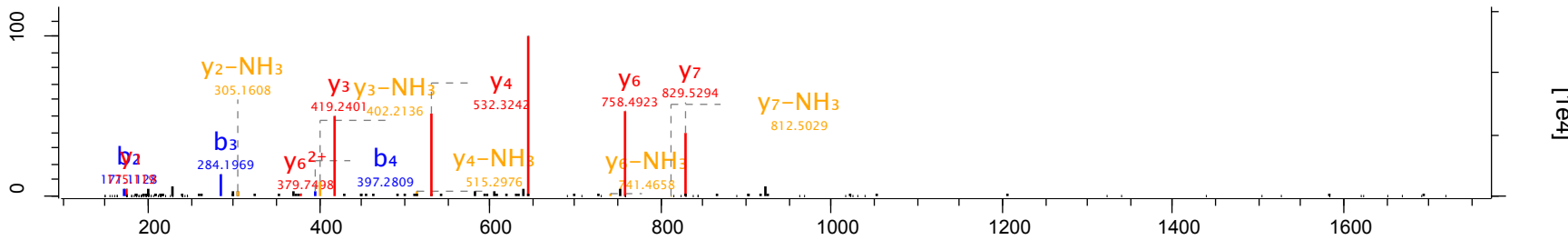


Raw file	Scan	Method	Score	m/z	Gene names
20150226_Hela_Top_opt_A3_01_1591	58828	TOF; CID	78.26	501.31	VRK3

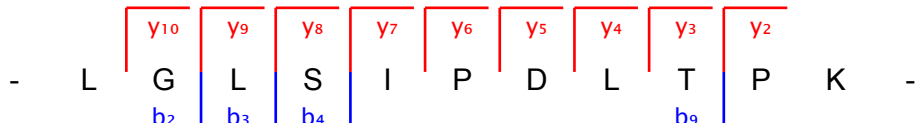
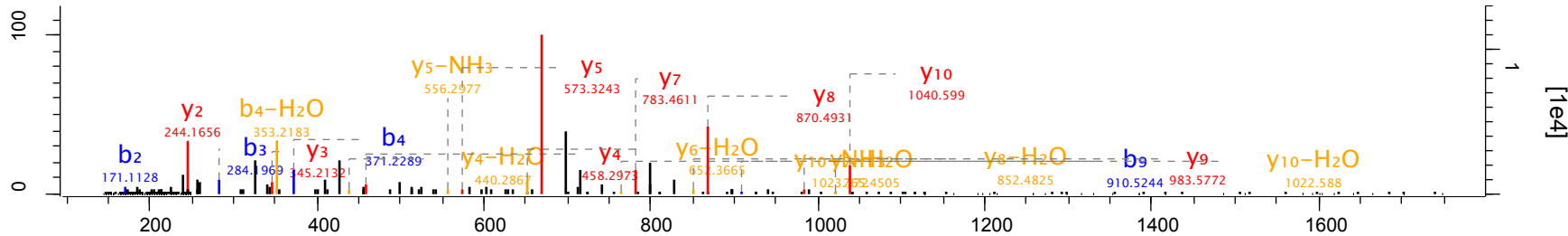


[1e4]

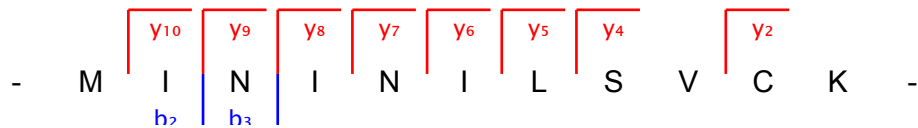
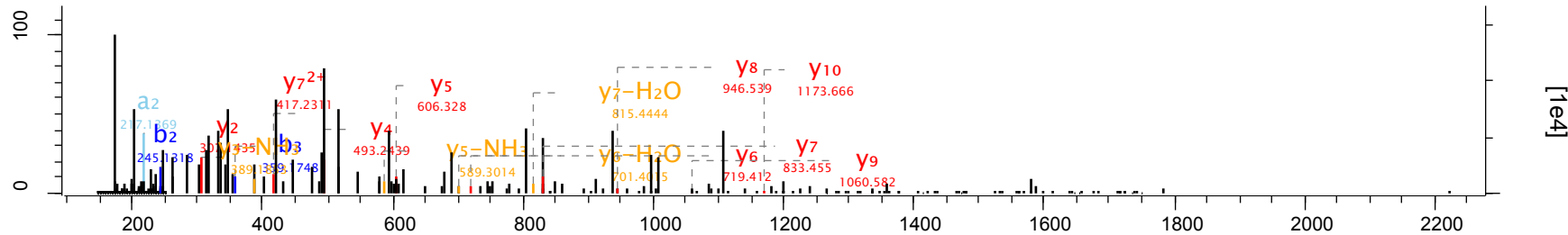
Raw file	Scan	Method	Score	m/z	Gene names
20150226_Hela_Top_opt_A3_01_1591	58835	TOF; CID	119.57	464.81	B4GALT5



Raw file	Scan	Method	Score	m/z	Gene names
20150226_Hela_Top_opt_A3_01_1591	59090	TOF; CID	87.67	577.35	TMEM65



Raw file	Scan	Method	Score	m/z	Gene names
20150226_Hela_Top_opt_A3_01_1591	59172	TOF; CID	51.57	652.86	HSD17B12





Raw file

20150226\_Hela\_Top\_opt\_A3\_01\_1591

Scan

59348

Method

TOF; CID

Score

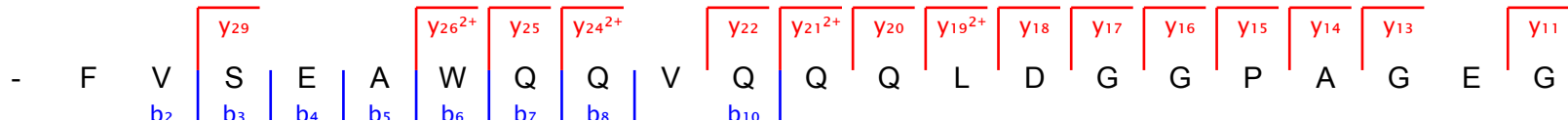
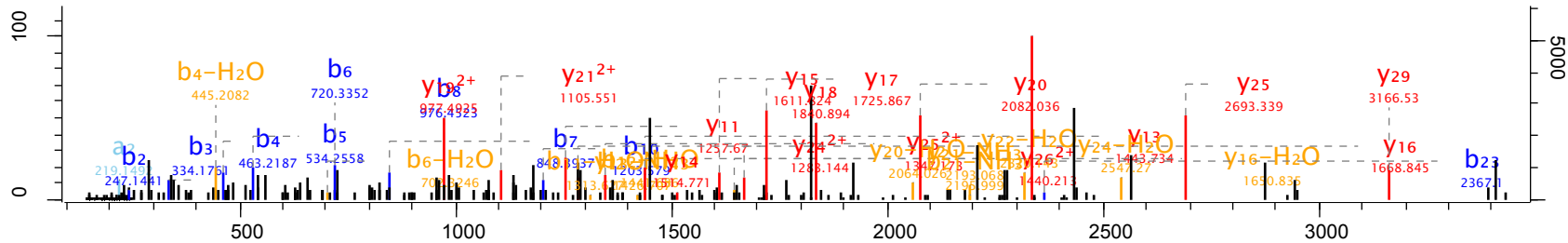
91.82

m/z

1138.57

Gene names

FAM195A



Raw file

20150226\_Hela\_Top\_opt\_A3\_01\_1591

Scan

59665

Method

TOF; CID

Score

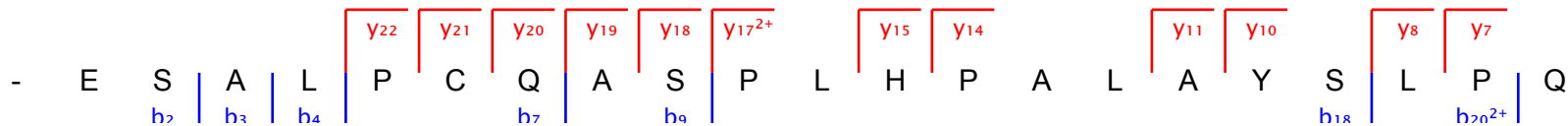
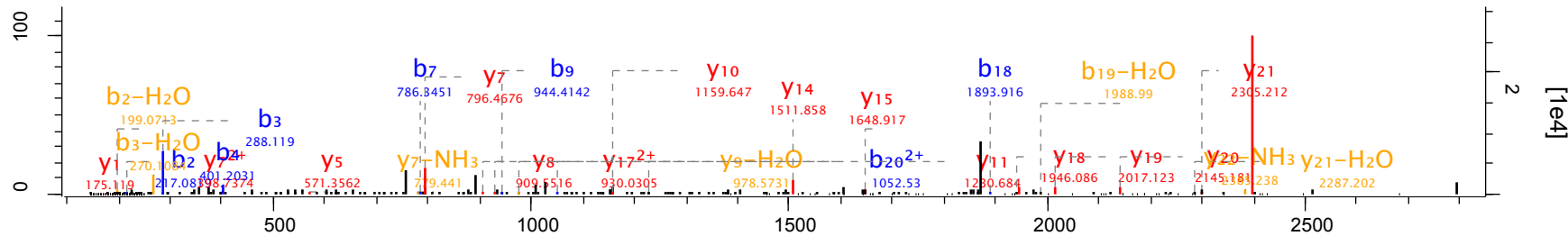
38.59

m/z

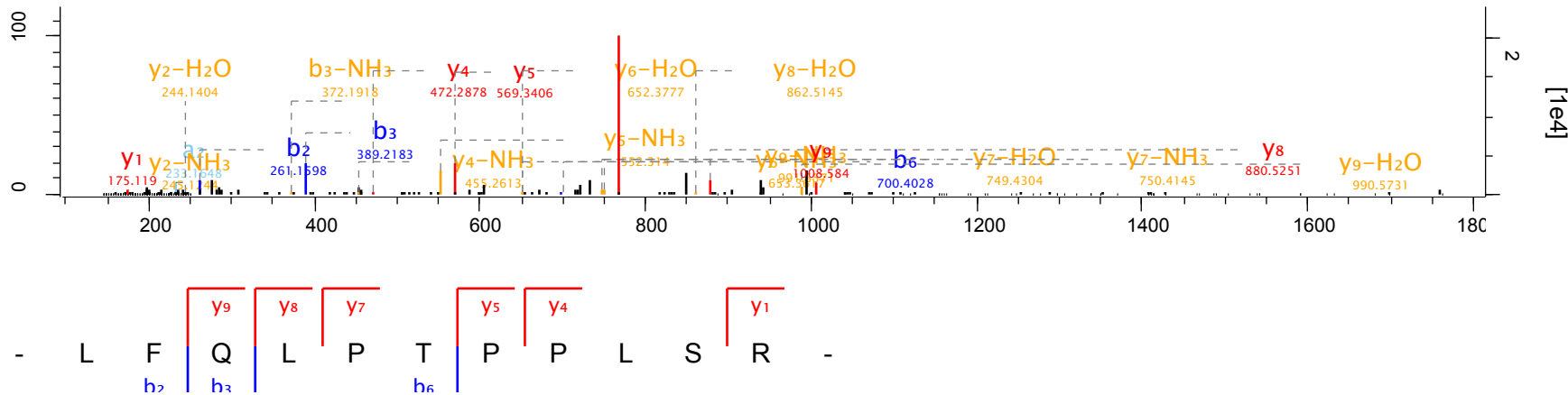
935.17

Gene names

C1orf85



Raw file	Scan	Method	Score	m/z	Gene names
20150226_Hela_Top_opt_A3_01_1591	60044	TOF; CID	77.29	634.88	CEPT1



Raw file

Scan

Method

Score

m/z

Gene names

20150226\_Hela\_Top\_opt\_A3\_01\_1591

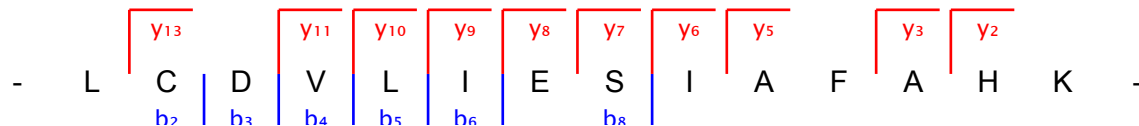
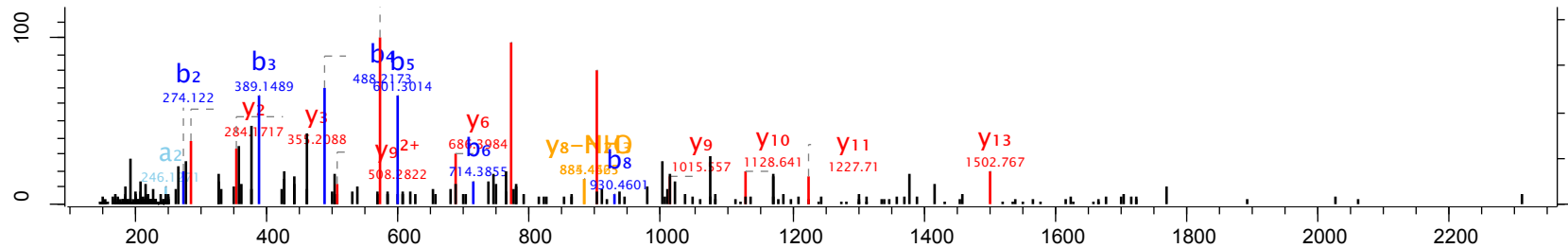
60104

TOF; CID

98.59

539.29

ZCCHC6



Raw file

20150226\_Hela\_Top\_opt\_A3\_01\_1591

Scan

60243

Method

TOF; CID

Score

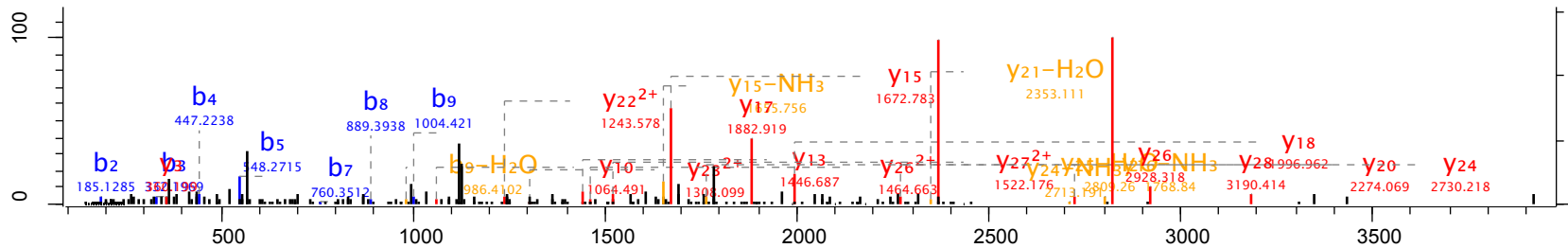
76.9

m/z

1126.19

Gene names

DERL2

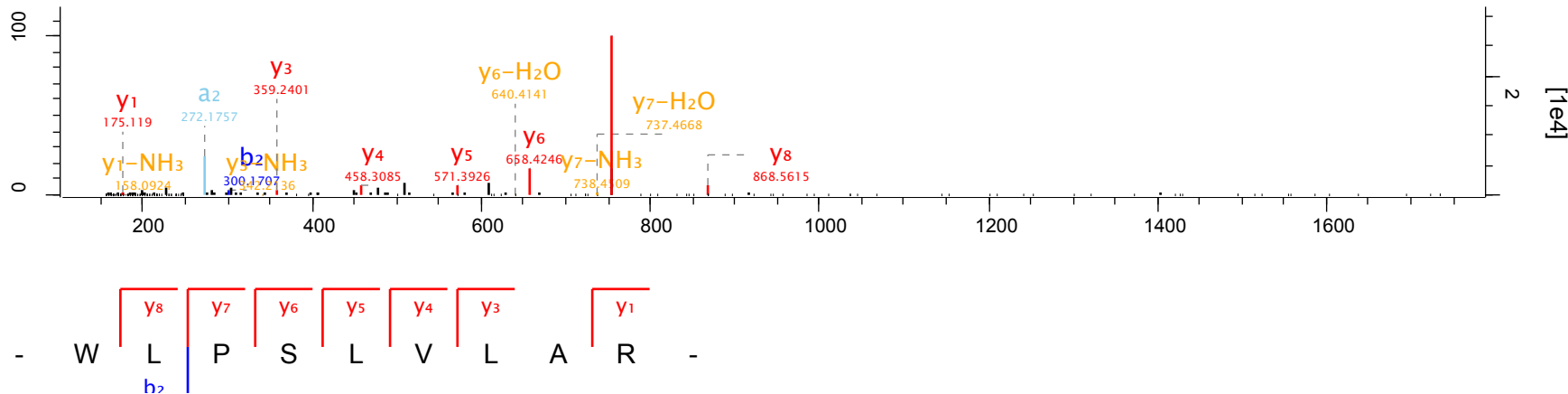


[1e4]

- A I F D T P D E D P N Y N P L P E E R P G

b<sub>2</sub> b<sub>3</sub> b<sub>4</sub> b<sub>5</sub> b<sub>7</sub> b<sub>8</sub> b<sub>9</sub> y<sub>28</sub> y<sub>27</sub><sup>2+</sup> y<sub>26</sub> y<sub>25</sub> y<sub>24</sub> y<sub>23</sub><sup>2+</sup> y<sub>22</sub><sup>2+</sup> y<sub>21</sub> y<sub>20</sub> y<sub>18</sub> y<sub>17</sub> y<sub>15</sub> y<sub>13</sub> y<sub>10</sub>

Raw file	Scan	Method	Score	m/z	Gene names
20150226_Hela_Top_opt_A3_01_1591	61175	TOF; CID	87.48	527.83	SLC29A1



Raw file

20150226\_Hela\_Top\_opt\_A3\_01\_1591

Scan

64049

Method

TOF; CID

Score

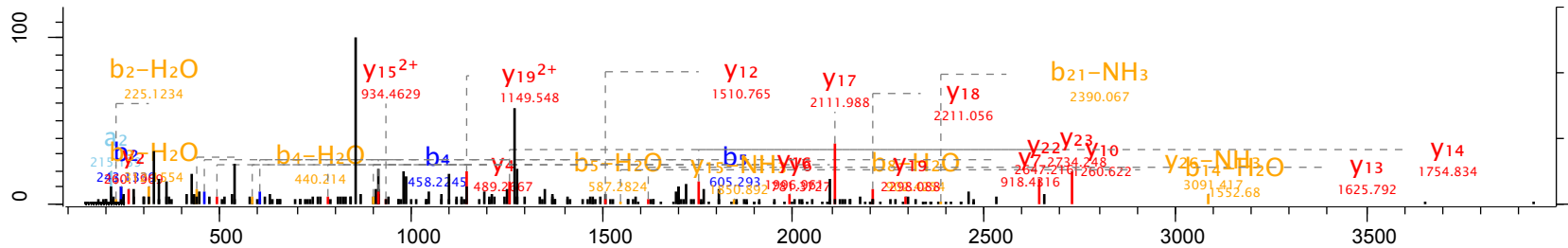
57.35

m/z

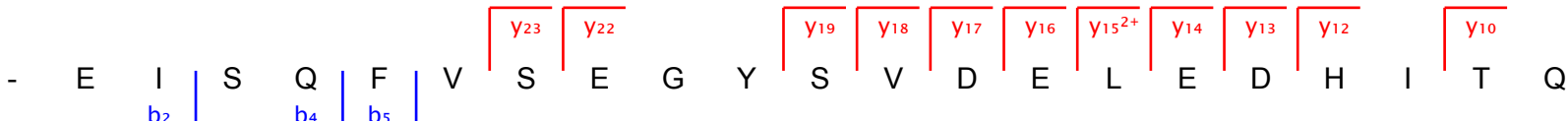
860.42

Gene names

SWI5



[1e4]



Raw file

20150226\_Hela\_Top\_opt\_A3\_01\_1591

Scan

64207

Method

TOF; CID

Score

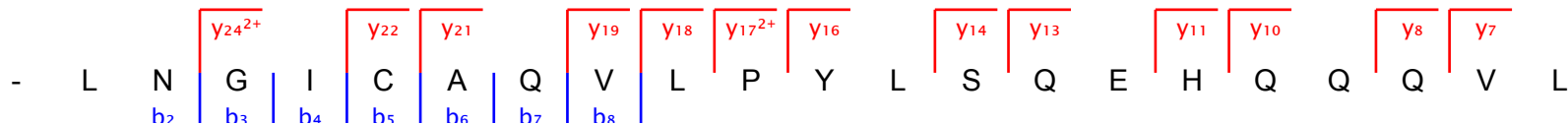
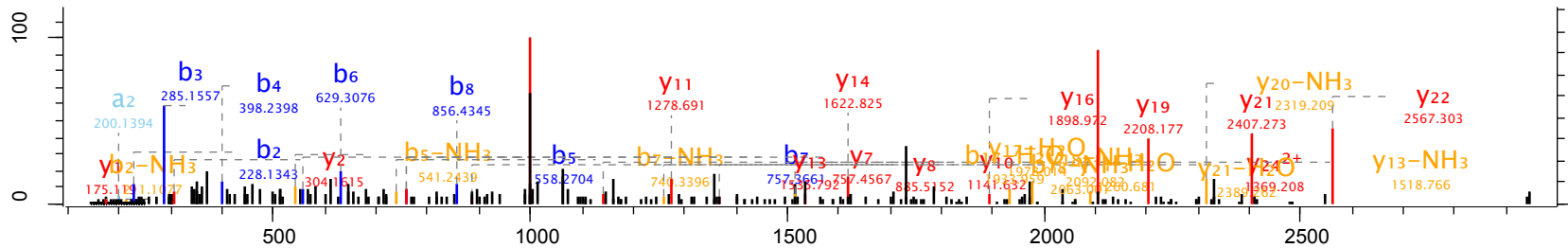
87.72

m/z

989.53

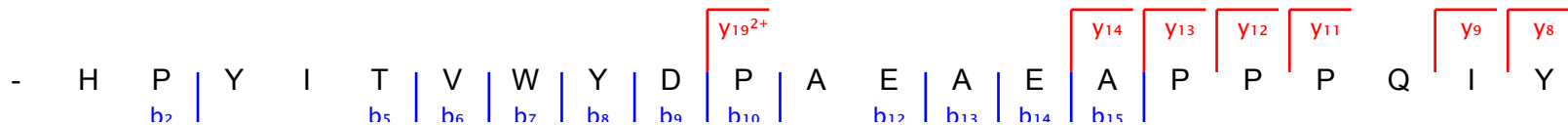
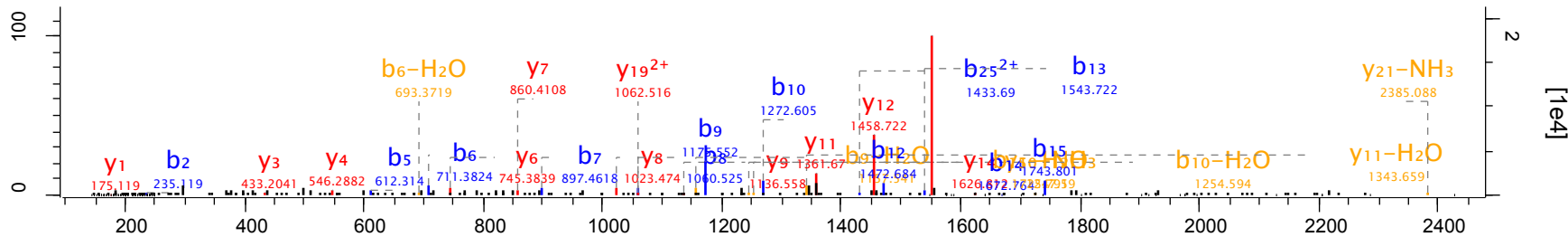
Gene names

AES





Raw file	Scan	Method	Score	m/z	Gene names
20150226_Hela_Top_opt_A3_01_1591	64248	TOF; CID	65.8	1100.54	MAPK9



Raw file

20150226\_Hela\_Top\_opt\_A3\_01\_1591

Scan

64961

Method

TOF; CID

Score

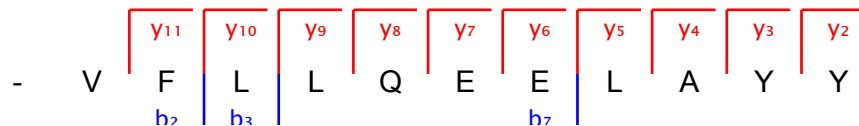
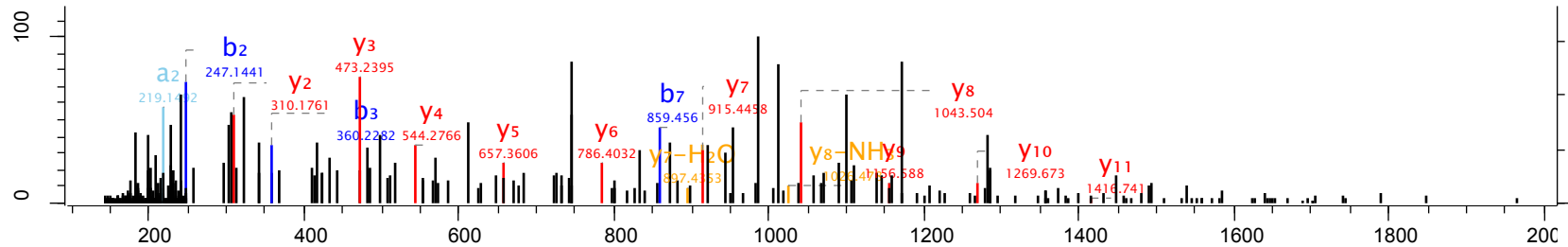
61.11

m/z

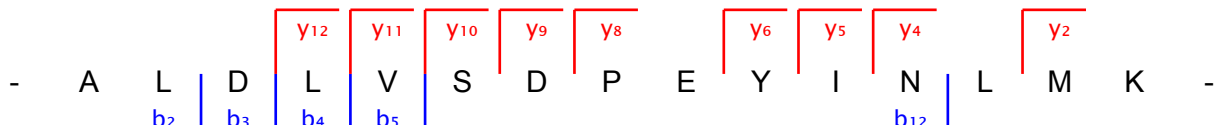
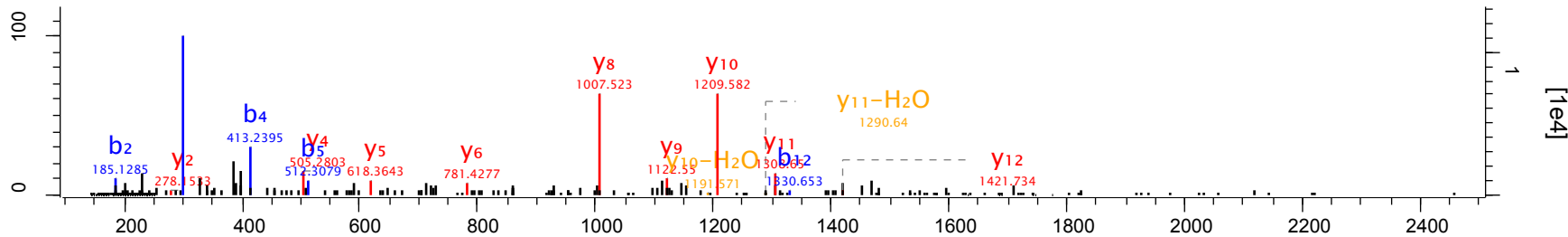
758.42

Gene names

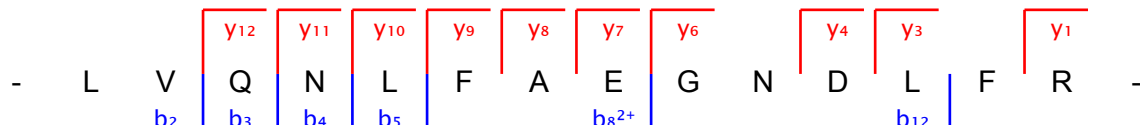
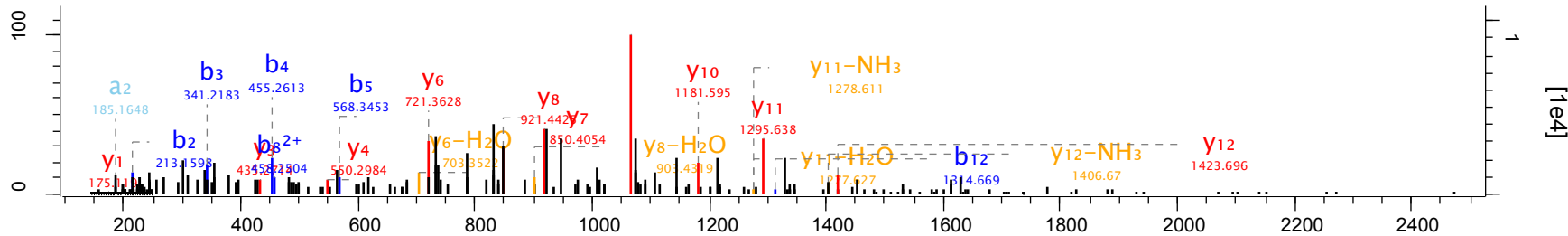
RILPL1



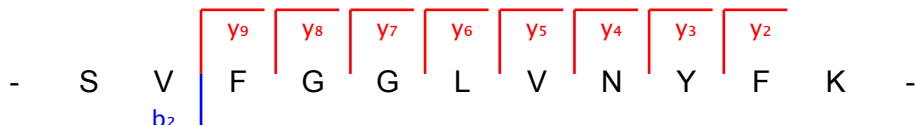
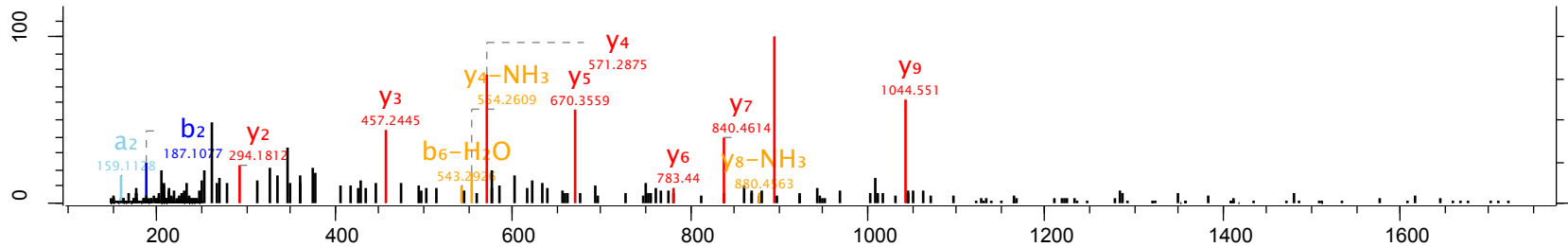
Raw file	Scan	Method	Score	m/z	Gene names
20150226_Hela_Top_opt_A3_01_1591	65069	TOF; CID	50.3	861.46	FAM188A



Raw file	Scan	Method	Score	m/z	Gene names
20150226_Hela_Top_opt_A3_01_1591	65129	TOF; CID	70.26	818.43	ZC3H7B



Raw file	Scan	Method	Score	m/z	Gene names
20150226_Hela_Top_opt_A3_01_1591	65247	TOF; CID	66.06	615.83	SNAP29



Raw file

20150226\_Hela\_Top\_opt\_A3\_01\_1591

Scan

65587

Method

TOF; CID

Score

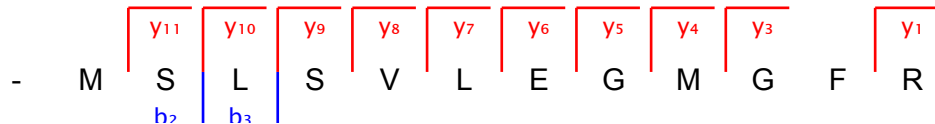
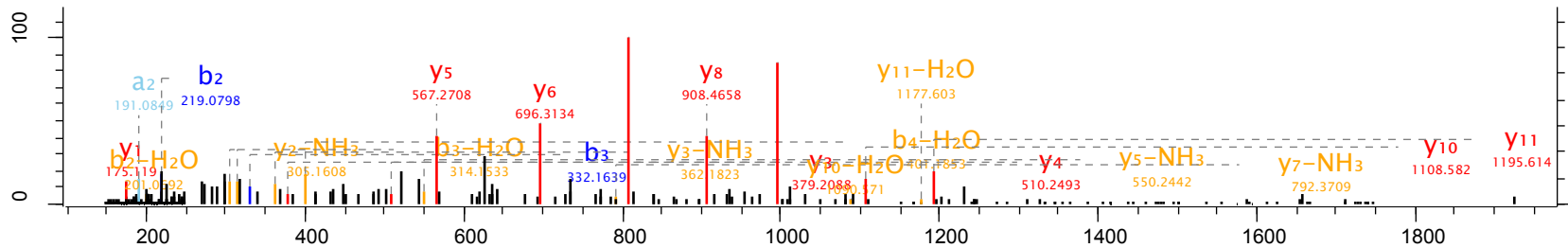
65.41

m/z

664.34

Gene names

TRAPPC6A



Raw file

20150226\_Hela\_Top\_opt\_A3\_01\_1591

Scan

65669

Method

TOF; CID

Score

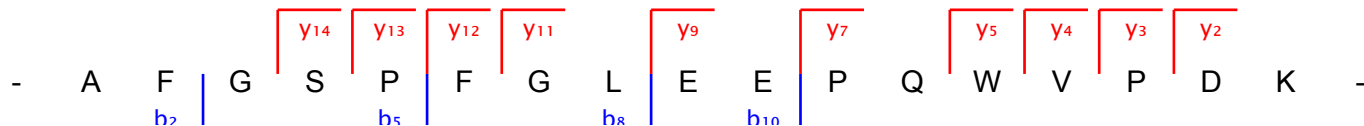
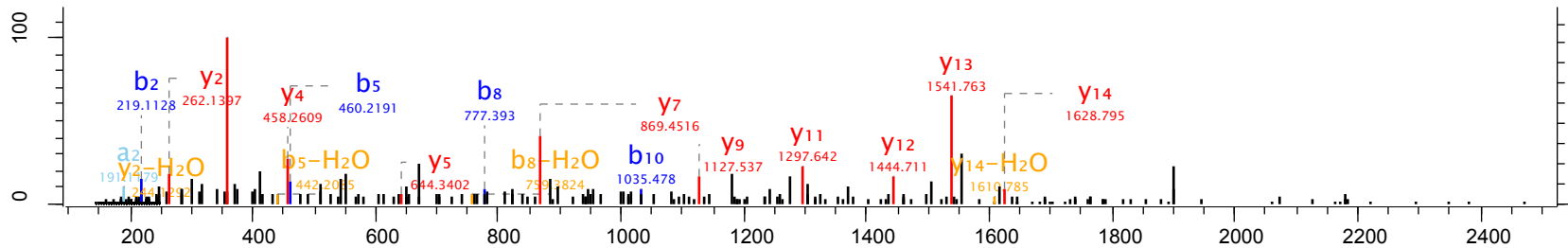
72.43

m/z

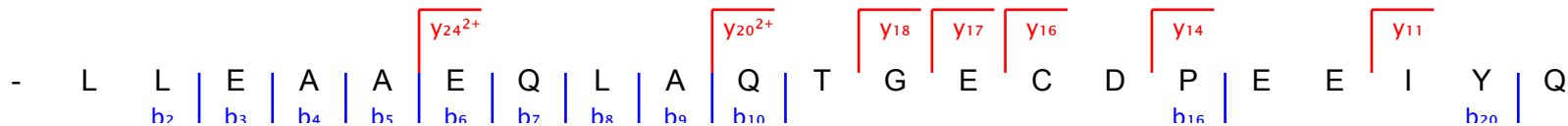
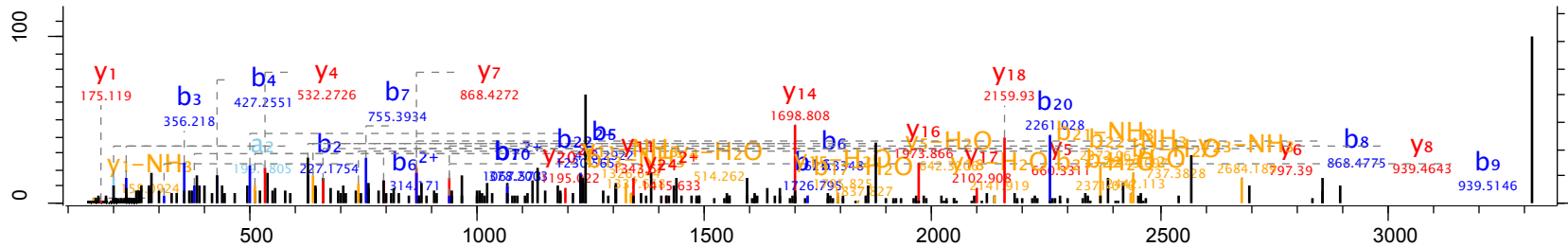
952.47

Gene names

ZFYVE21

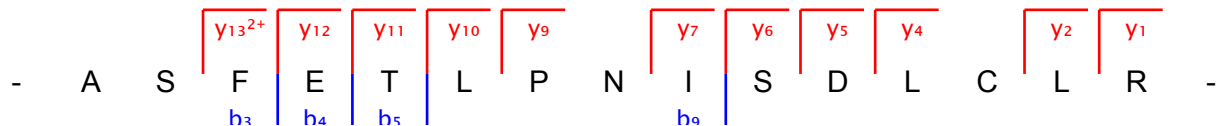
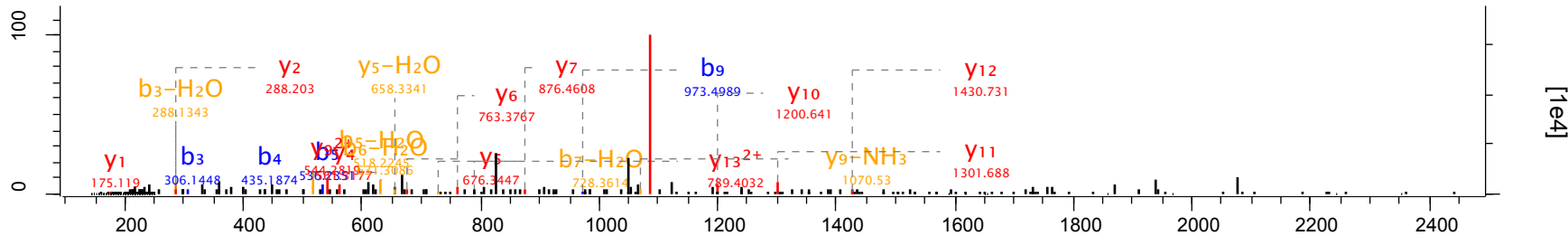


Raw file	Scan	Method	Score	m/z	Gene names
20150226_Hela_Top_opt_A3_01_1591	65859	TOF; CID	84.51	1110.53	TRIO

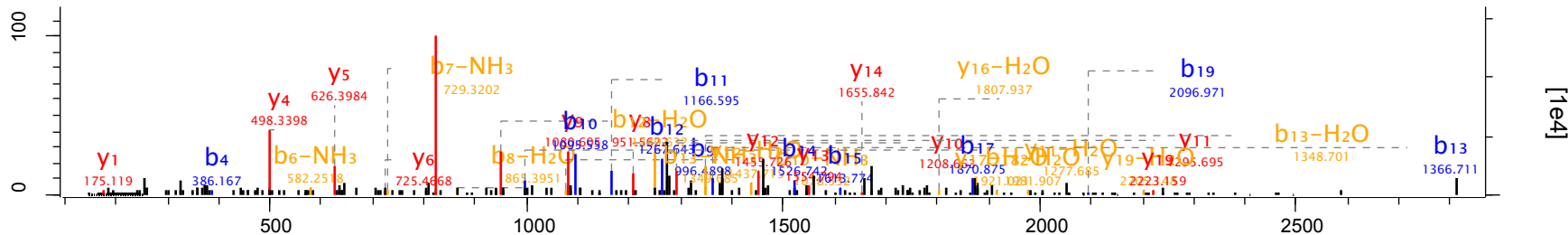




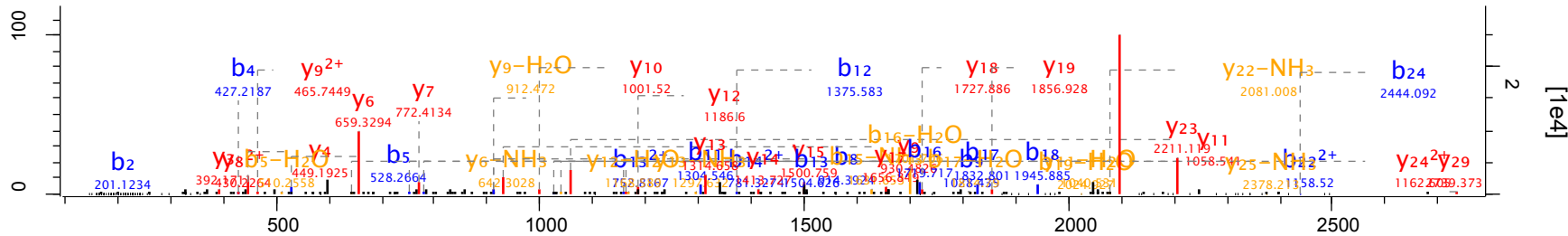
Raw file	Scan	Method	Score	m/z	Gene names
20150226_Hela_Top_opt_A3_01_1591	66206	TOF; CID	48.39	868.45	MTFR1L



Raw file	Scan	Method	Score	m/z	Gene names
20150226_Hela_Top_opt_A3_01_1591	66453	TOF; CID	81.32	941.49	SLC7A6OS

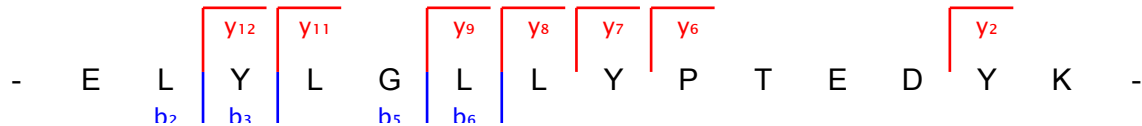
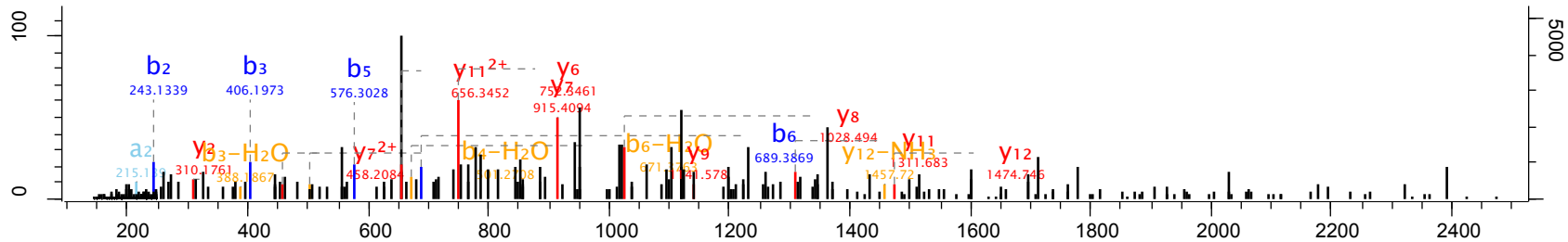


Raw file	Scan	Method	Score	m/z	Gene names
20150226_Hela_Top_opt_A3_01_1591	67279	TOF; CID	83.88	1348.99	C1orf174

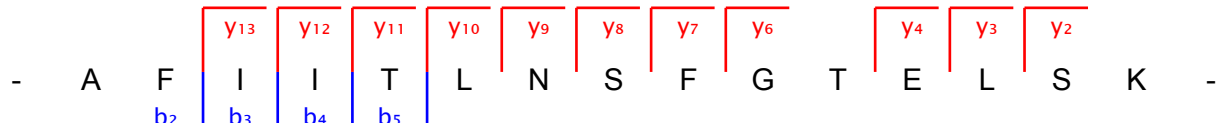
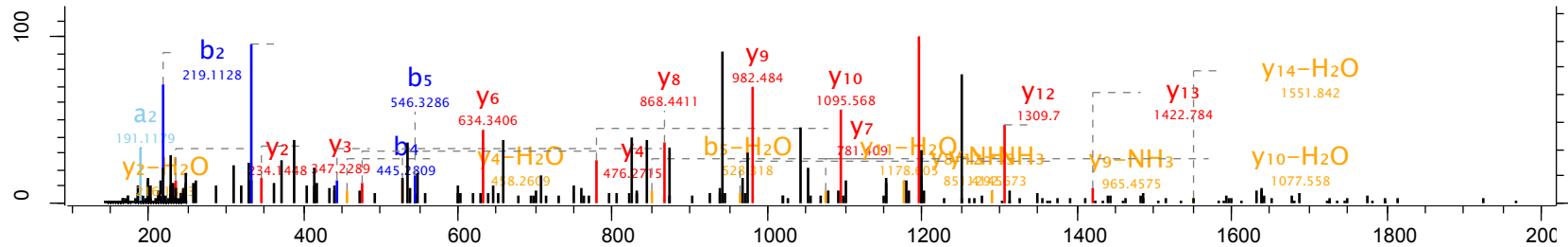


- V T P E T P C E N E F A E G S A L L P G S  
   b<sub>2</sub> | b<sub>4</sub> | b<sub>5</sub> | b<sub>8</sub> | b<sub>9</sub> | b<sub>11</sub> | b<sub>12</sub> | b<sub>13</sub> | b<sub>14</sub><sup>2+</sup> | b<sub>16</sub> | b<sub>17</sub> | b<sub>18</sub>

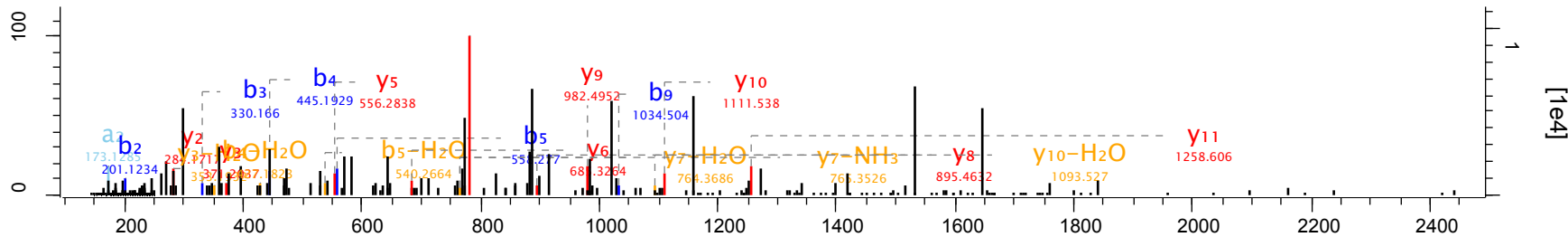
Raw file	Scan	Method	Score	m/z	Gene names
20150226_Hela_Top_opt_A3_01_1591	68249	TOF; CID	63.19	859.45	TRAPPC2L



Raw file	Scan	Method	Score	m/z	Gene names
20150226_Hela_Top_opt_A3_01_1591	68849	TOF; CID	86.21	820.96	ATP6V0D2



Raw file	Scan	Method	Score	m/z	Gene names
20150226_Hela_Top_opt_A3_01_1591	68941	TOF; CID	44.82	644	ATE1

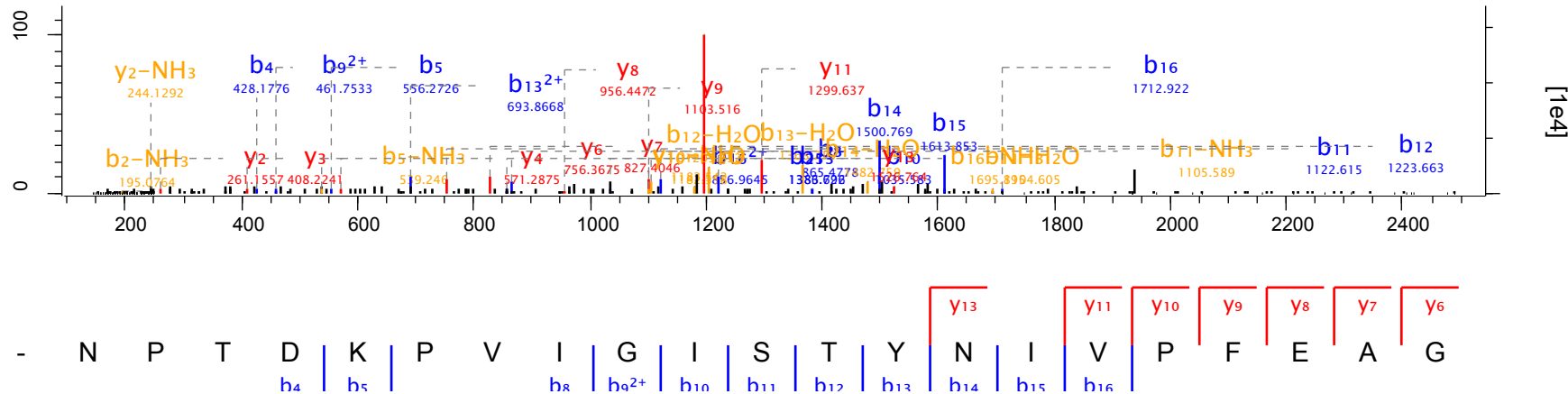


- S L E D L I F E S L P E N A S H K -

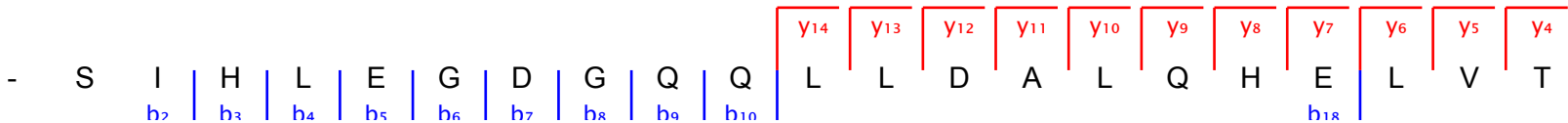
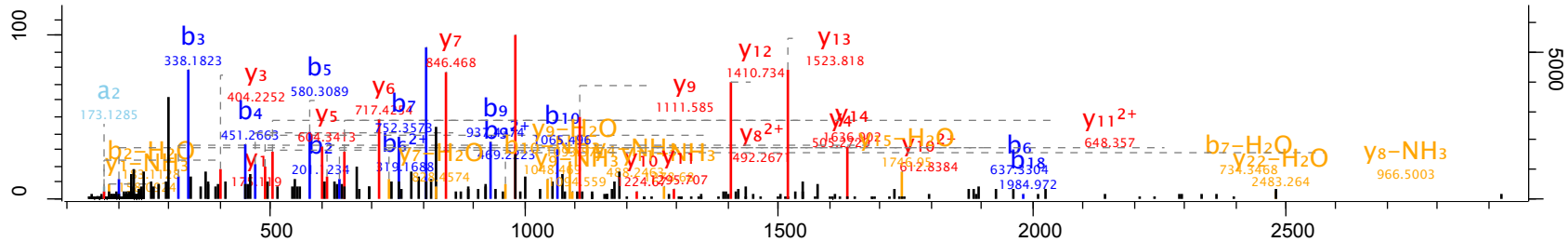
b<sub>2</sub> | b<sub>3</sub> | b<sub>4</sub> | b<sub>5</sub> | b<sub>9</sub>

y<sub>11</sub> | y<sub>10</sub> | y<sub>9</sub> | y<sub>8</sub> | y<sub>7</sub> | y<sub>6</sub> | y<sub>5</sub> | y<sub>3</sub> | y<sub>2</sub>

Raw file	Scan	Method	Score	m/z	Gene names
20150226_Hela_Top_opt_A3_01_1591	69258	TOF; CID	82.52	971.84	COX11



Raw file	Scan	Method	Score	m/z	Gene names
20150226_Hela_Top_opt_A3_01_1591	70583	TOF; CID	135.54	676.36	HAUS8





Raw file

20150226\_Hela\_Top\_opt\_A3\_01\_1591

Scan

71104

Method

TOF; CID

Score

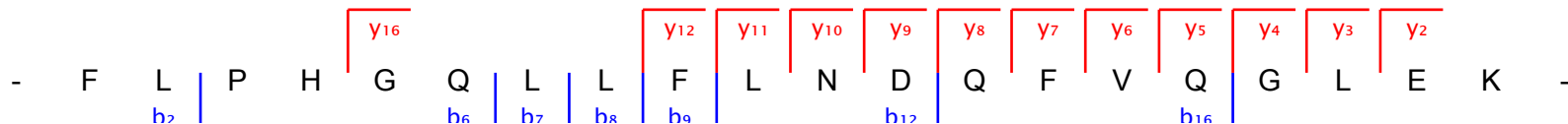
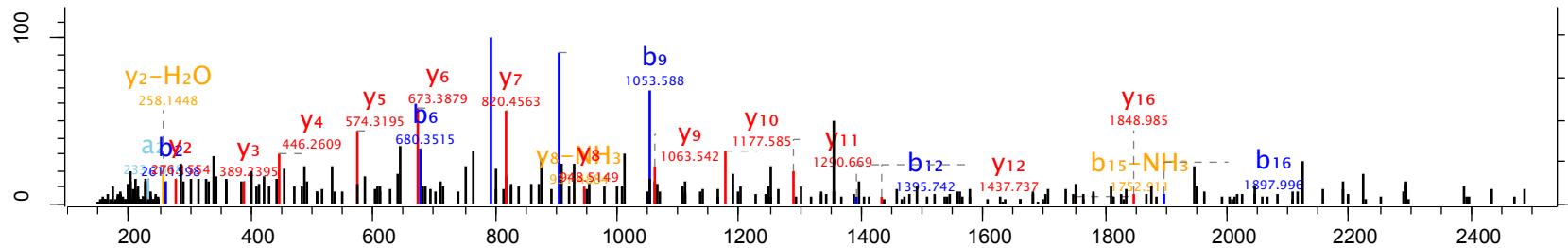
45.42

m/z

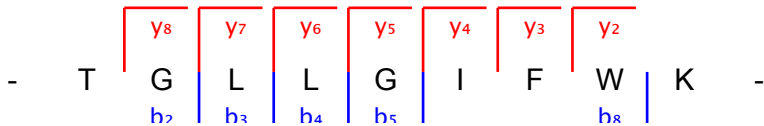
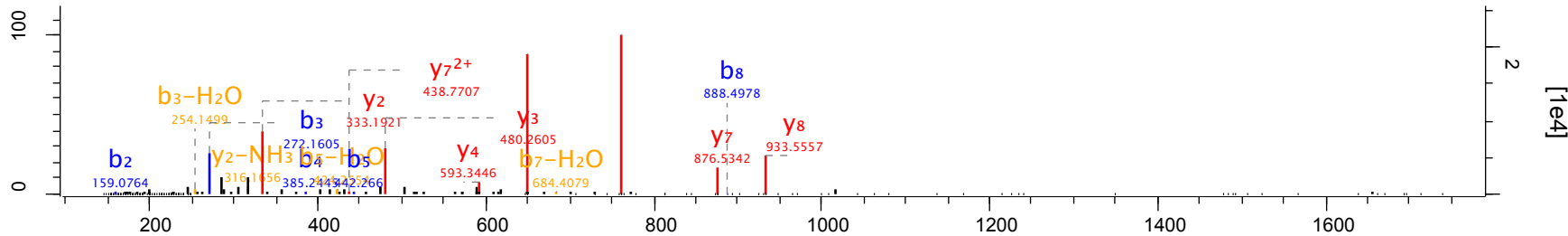
782.09

Gene names

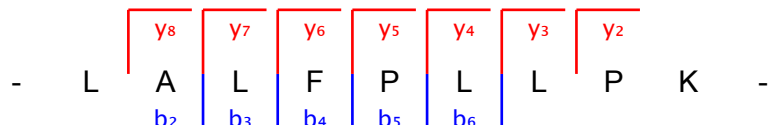
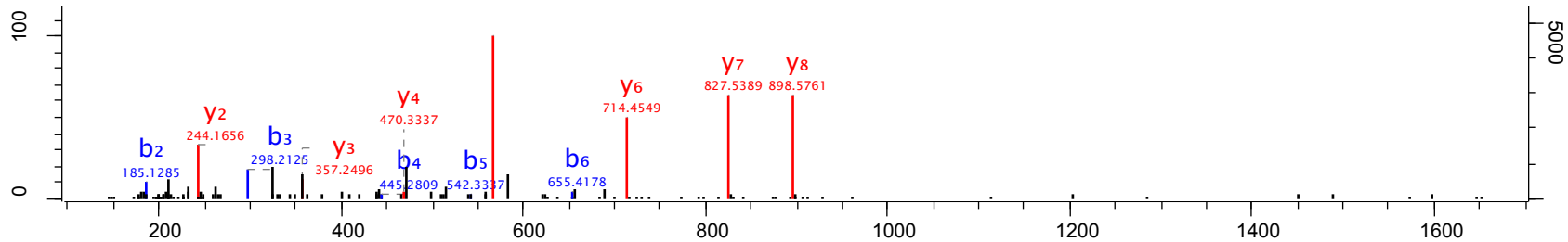
AP5S1



Raw file	Scan	Method	Score	m/z	Gene names
20150226_Hela_Top_opt_A3_01_1591	71216	TOF; CID	74.27	517.81	TMEM167A



Raw file	Scan	Method	Score	m/z	Gene names
20150226_Hela_Top_opt_A3_01_1591	71484	TOF; CID	58.98	506.34	ZBED1



Raw file

20150226\_Hela\_Top\_opt\_A3\_01\_1591

Scan

73279

Method

TOF; CID

Score

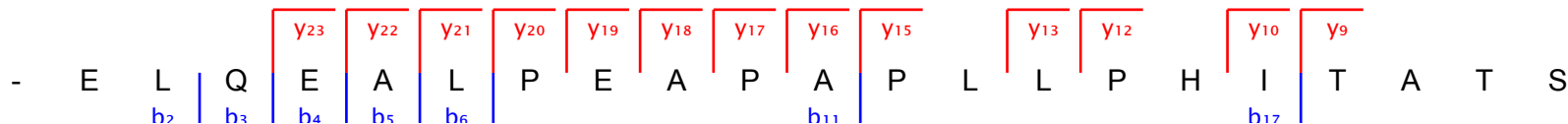
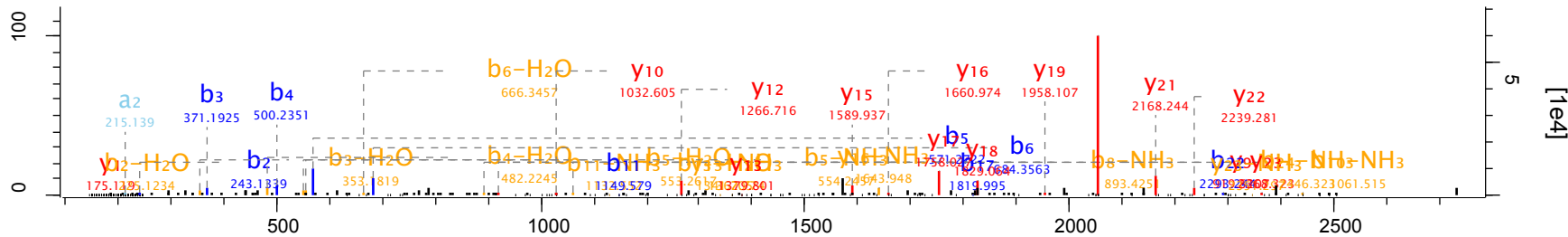
78.13

m/z

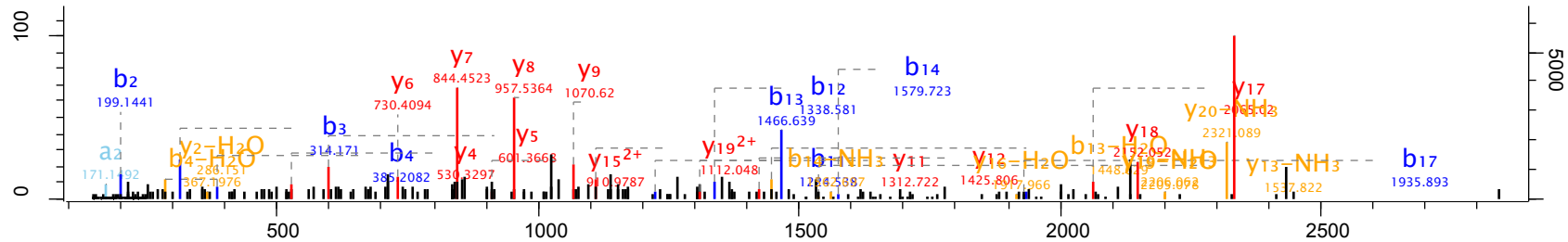
913.85

Gene names

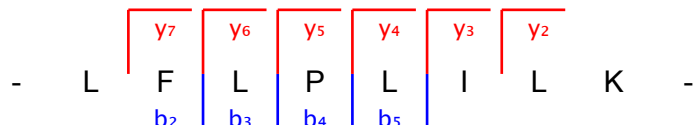
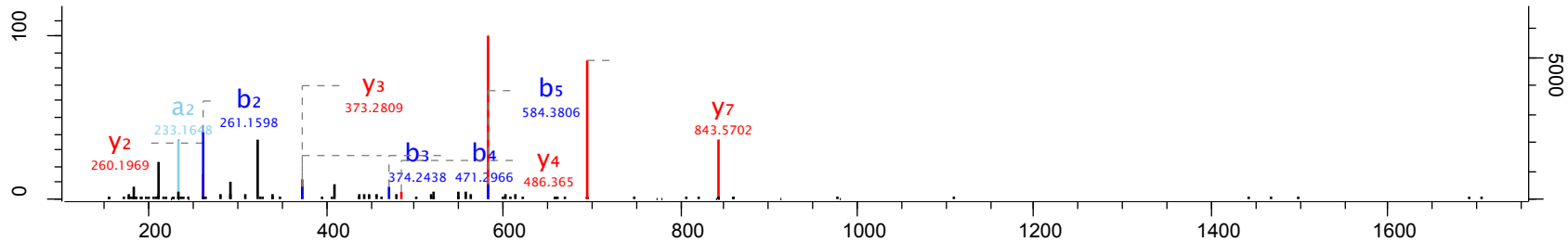
BCL2L13



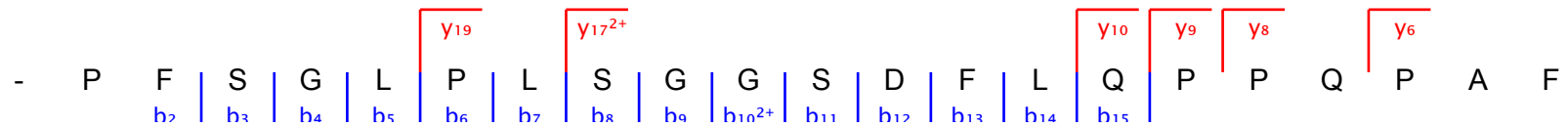
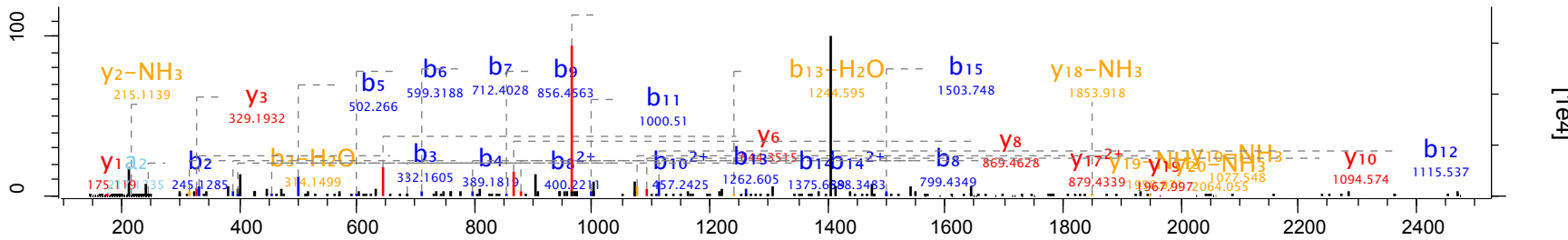
Raw file	Scan	Method	Score	m/z	Gene names
20150226_Hela_Top_opt_A3_01_1591	73482	TOF; CID	78.98	846.43	ADCY3



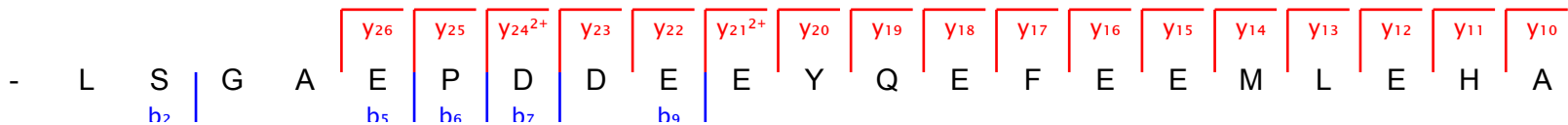
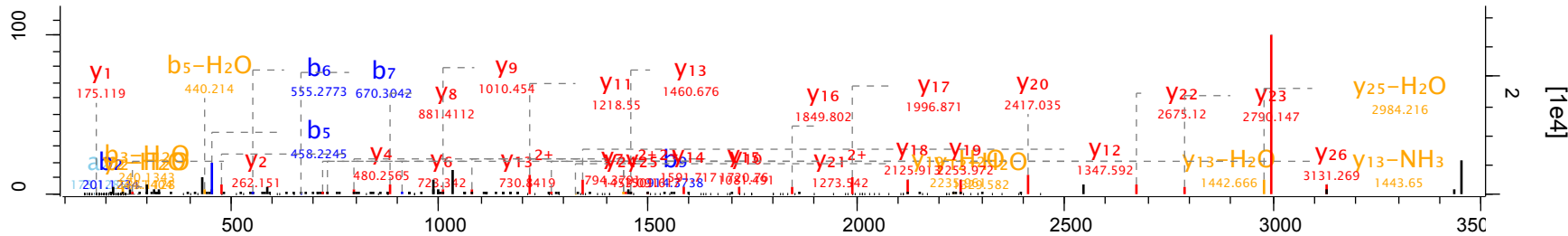
Raw file	Scan	Method	Score	m/z	Gene names
20150226_Hela_Top_opt_A3_01_1591	73709	TOF; CID	79.12	478.83	GXYLT1



Raw file  
 20150226\_Hela\_Top\_opt\_A3\_01\_1591  
 Scan 73968 Method TOF; CID Score 67.67 m/z 824.44 Gene names CCDC117

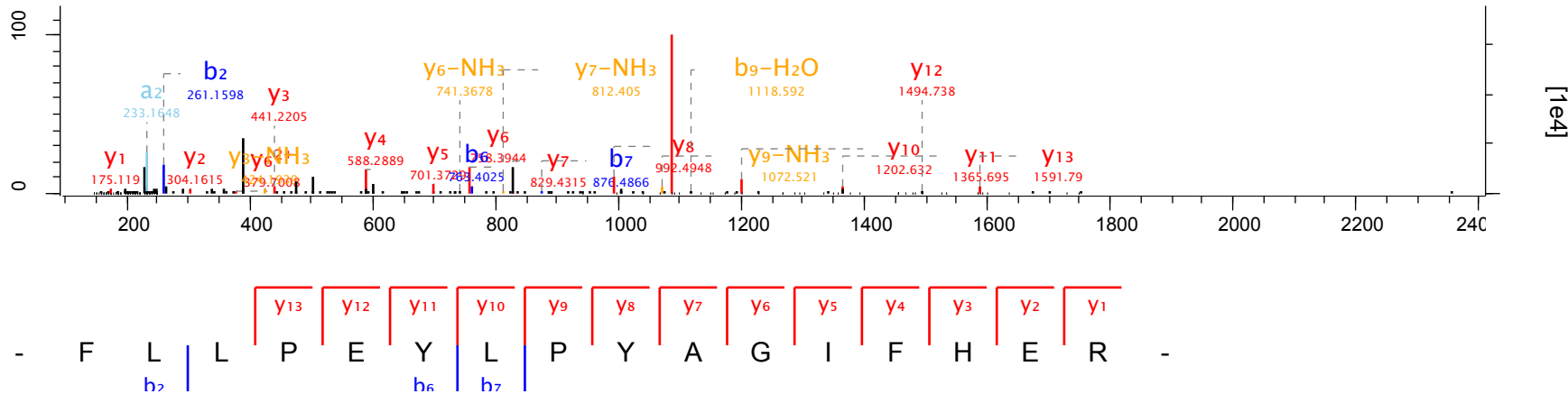


Raw file	Scan	Method	Score	m/z	Gene names
20150226_Hela_Top_opt_A3_01_1591	74366	TOF; CID	99.32	1154.5	VMP1

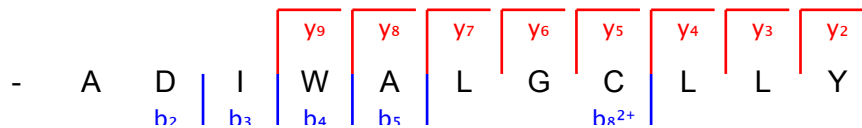
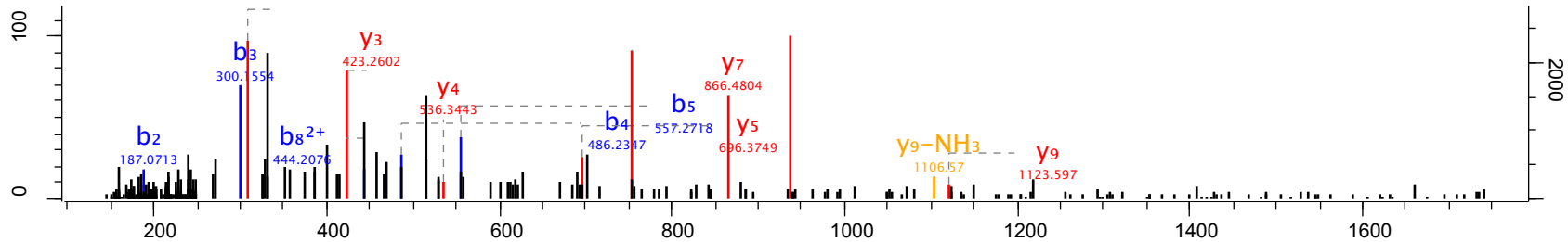




Raw file	Scan	Method	Score	m/z	Gene names
20150226_Hela_Top_opt_A3_01_1591	74777	TOF; CID	92.8	656.02	AMBRA1



Raw file	Scan	Method	Score	m/z	Gene names
20150226_Hela_Top_opt_A3_01_1591	75199	TOF; CID	58.17	711.88	AAK1;BMP2K



Raw file

20150226\_Hela\_Top\_opt\_A3\_01\_1591

Scan

75695

Method

TOF; CID

Score

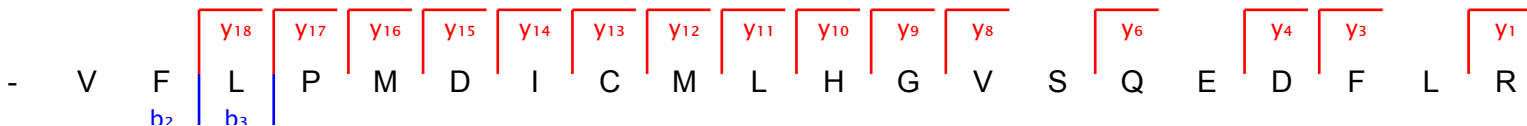
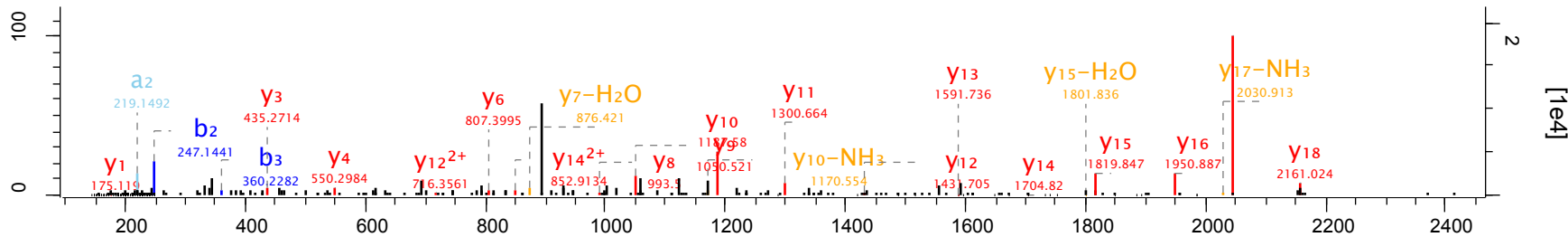
47.75

m/z

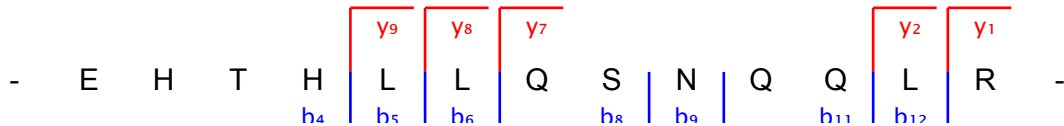
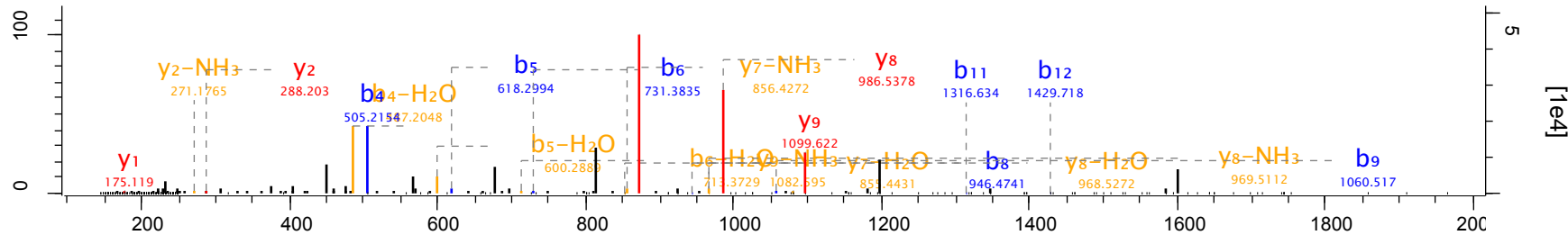
803.07

Gene names

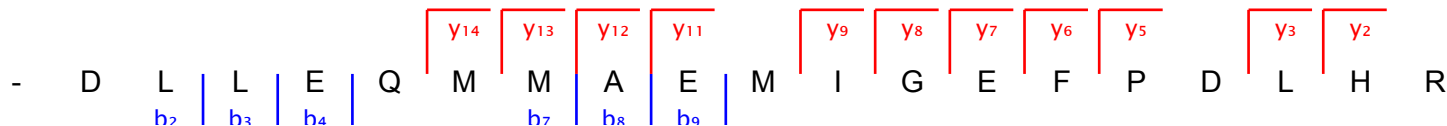
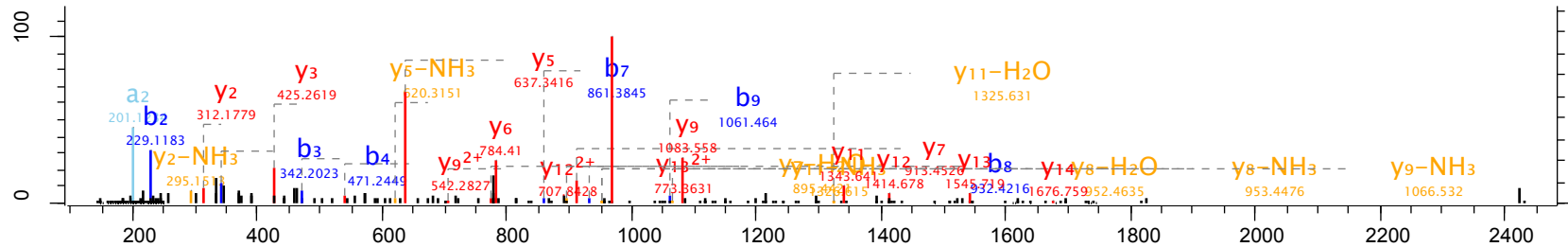
NDUFAF6



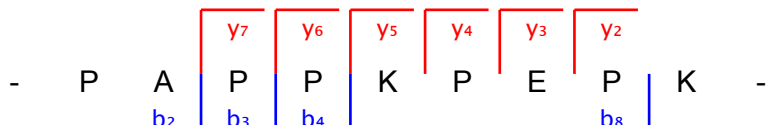
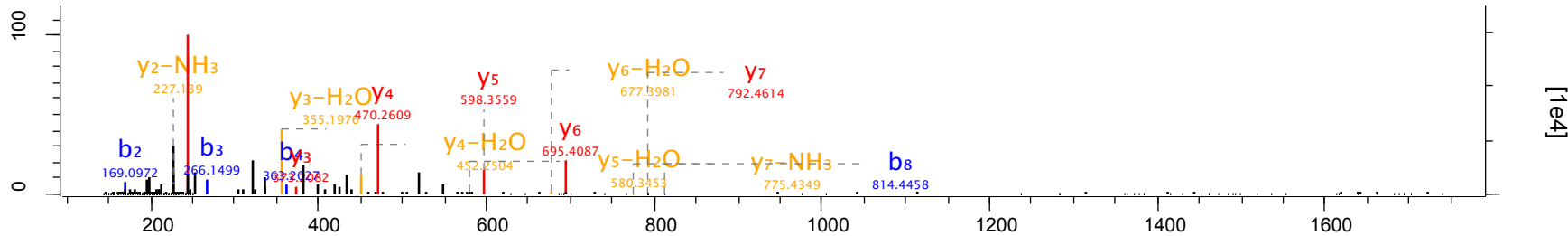
Raw file	Scan	Method	Score	m/z	Gene names
20150226_Hela_Top_opt_A3_01_1591	78485	TOF; CID	102.97	802.43	CEP164



Raw file	Scan	Method	Score	m/z	Gene names
20150226_Hela_Top_opt_A3_01_1591	78836	TOF; CID	93.37	759.37	TRABD



Raw file	Scan	Method	Score	m/z	Gene names
20150226_Hela_Top_opt_A3_01_1593	3374	TOF; CID	82.64	320.86	HMGN2;HMGN3



Raw file

20150226\_Hela\_Top\_opt\_A3\_01\_1593

Scan

3407

Method

TOF; CID

Score

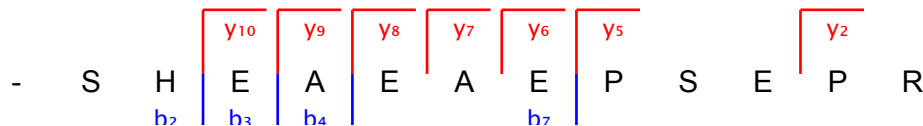
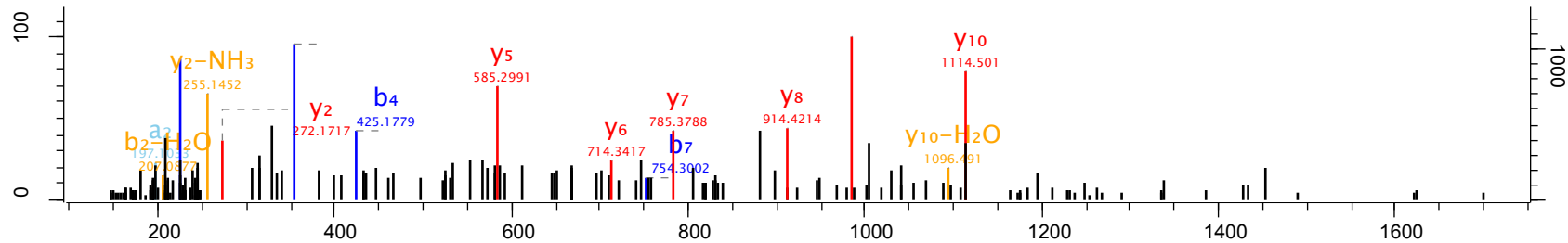
71.18

m/z

669.81

Gene names

MANBAL



Raw file

20150226\_Hela\_Top\_opt\_A3\_01\_1593

Scan

3704

Method

TOF; CID

Score

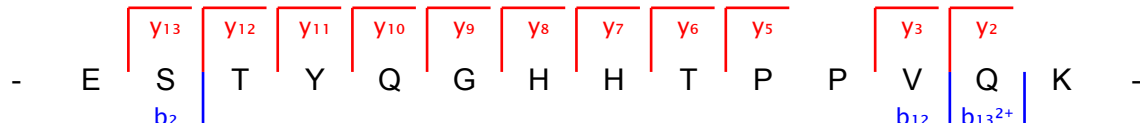
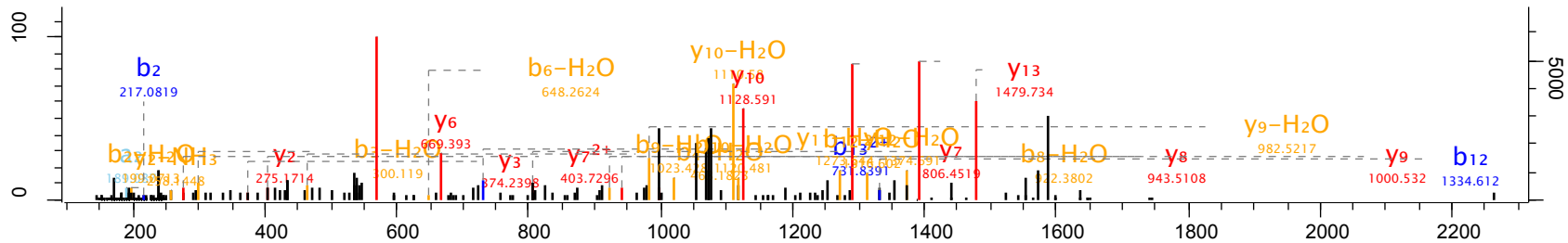
94.09

m/z

537.27

Gene names

MT-CO3





Raw file

20150226\_Hela\_Top\_opt\_A3\_01\_1593

Scan

4089

Method

TOF; CID

Score

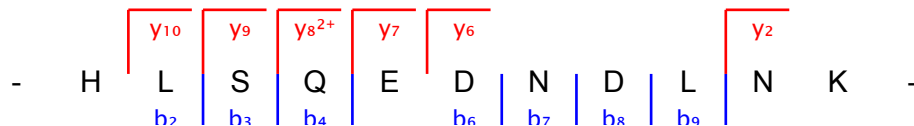
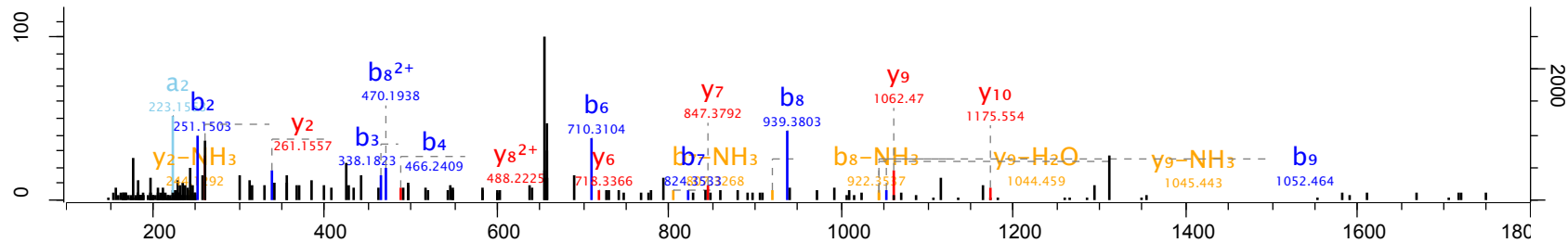
78.9

m/z

656.82

Gene names

CCDC82



Raw file

Scan

Method

Score

m/z

Gene names

20150226\_Hela\_Top\_opt\_A3\_01\_1593

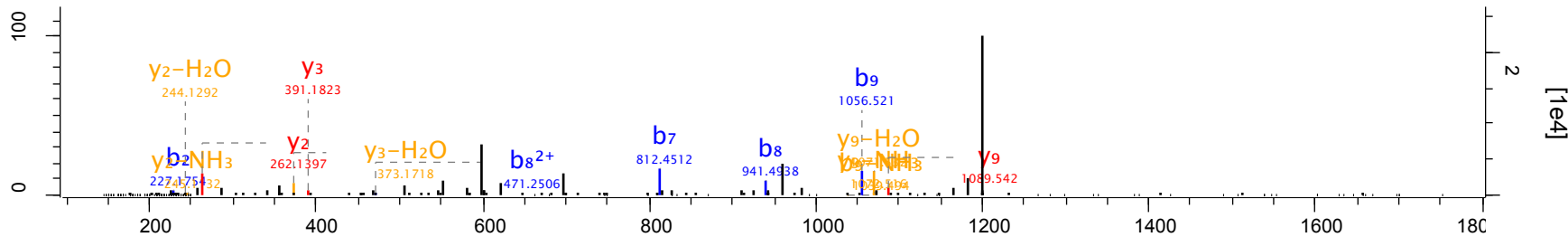
4313

TOF; CID

58.7

601.82

ZNF557



Raw file

20150226\_Hela\_Top\_opt\_A3\_01\_1593

Scan

4843

Method

TOF; CID

Score

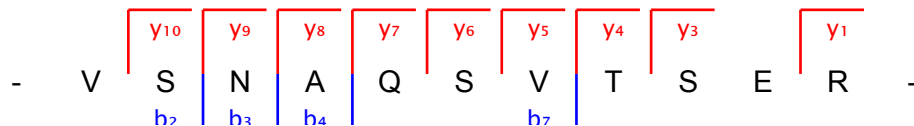
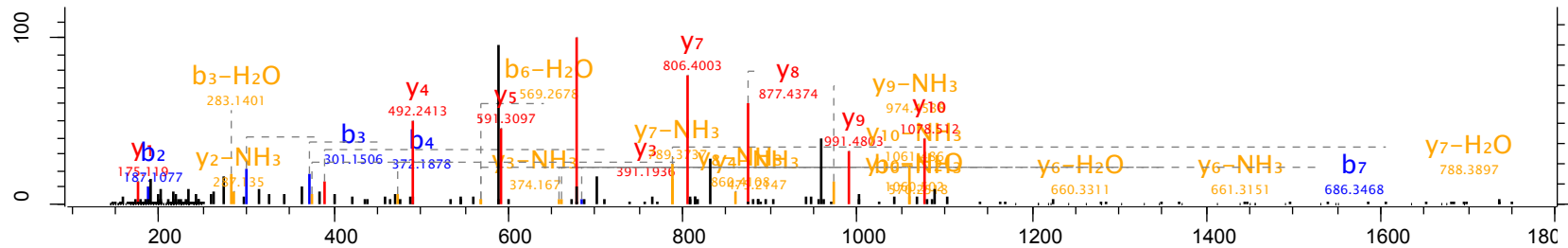
128.85

m/z

589.8

Gene names

SLC16A7



Raw file

20150226\_Hela\_Top\_opt\_A3\_01\_1593

Scan

5402

Method

TOF; CID

Score

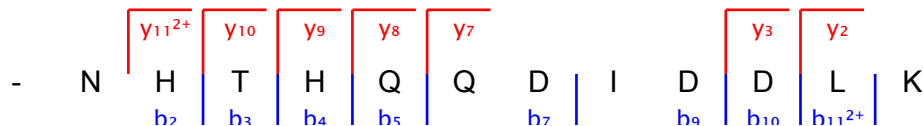
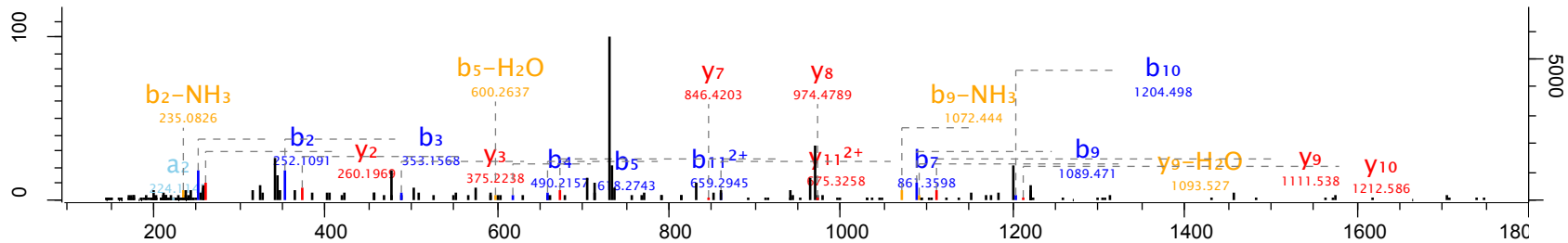
63.16

m/z

732.36

Gene names

MAX



Raw file

20150226\_Hela\_Top\_opt\_A3\_01\_1593

Scan

6215

Method

TOF; CID

Score

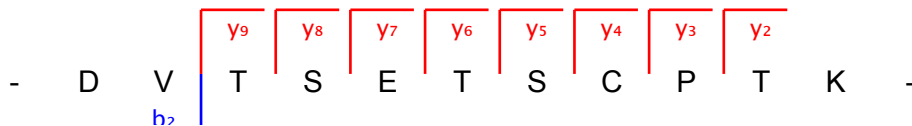
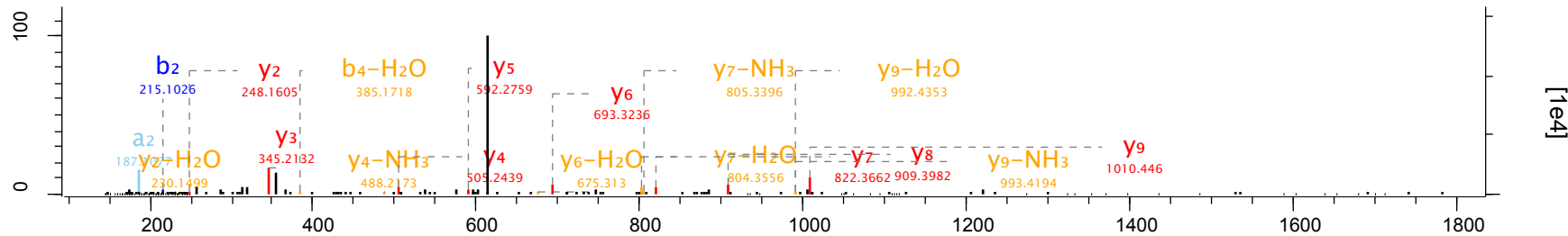
57.4

m/z

612.78

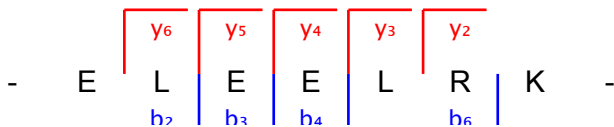
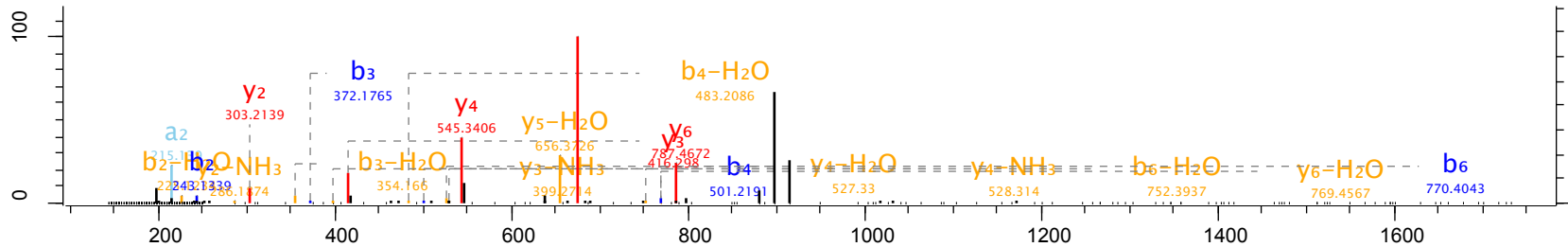
Gene names

PDZD8



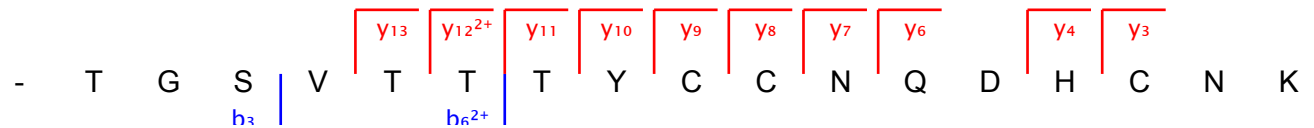
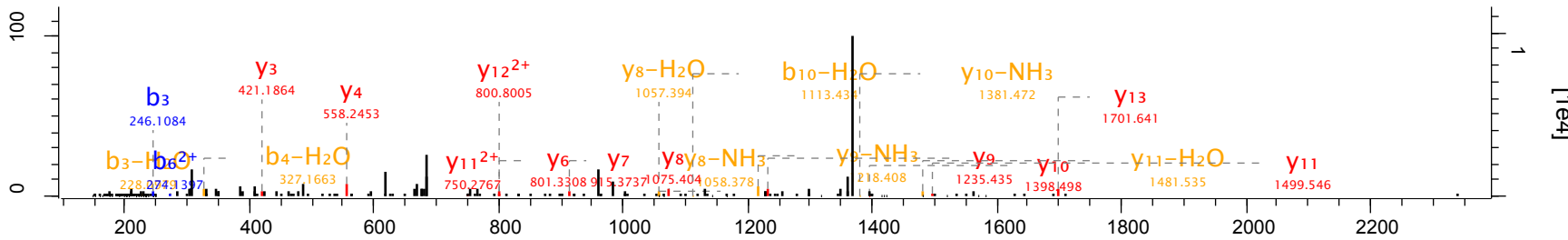
[1e4]

Raw file	Scan	Method	Score	m/z	Gene names
20150226_Hela_Top_opt_A3_01_1593	6290	TOF; CID	162.31	458.76	ZC3H6



[1e4]

Raw file	Scan	Method	Score	m/z	Gene names
20150226_Hela_Top_opt_A3_01_1593	6645	TOF; CID	43.37	682.62	TGFBR1



Raw file

20150226\_Hela\_Top\_opt\_A3\_01\_1593

Scan

7170

Method

TOF; CID

Score

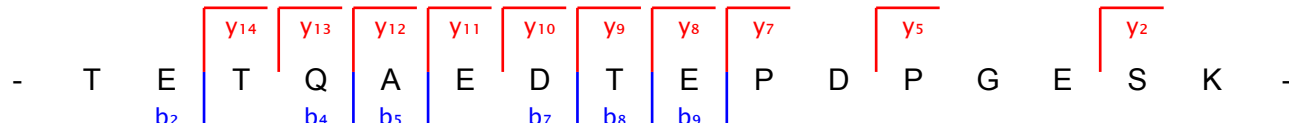
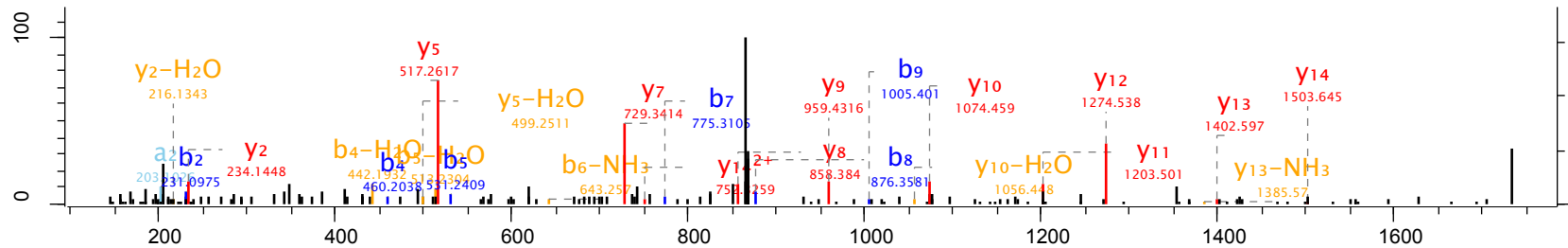
57.28

m/z

867.37

Gene names

CREBBP





Raw file

Scan

Method

Score

m/z

Gene names

20150226\_Hela\_Top\_opt\_A3\_01\_1593

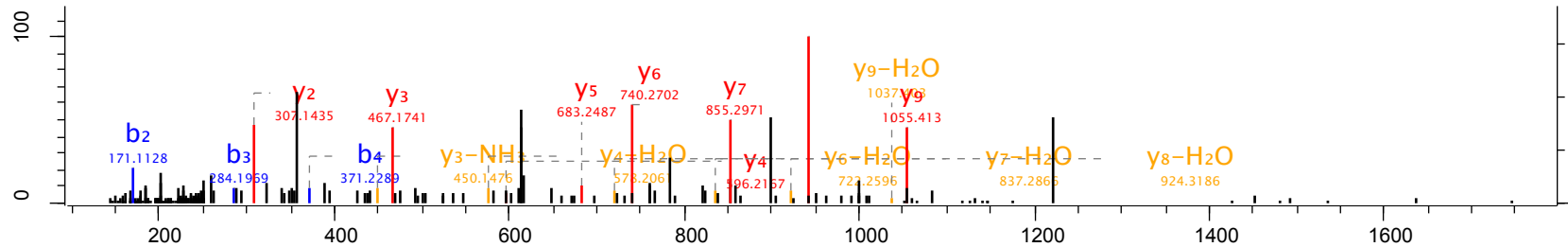
7995

TOF; CID

60.31

613.27

OSMR



- A V L S D G S E C C K -  
 b<sub>2</sub> b<sub>3</sub> b<sub>4</sub> y<sub>9</sub> y<sub>8</sub> y<sub>7</sub> y<sub>6</sub> y<sub>5</sub> y<sub>4</sub> y<sub>3</sub> y<sub>2</sub>

Raw file

Scan

Method

Score

m/z

Gene names

20150226\_Hela\_Top\_opt\_A3\_01\_1593

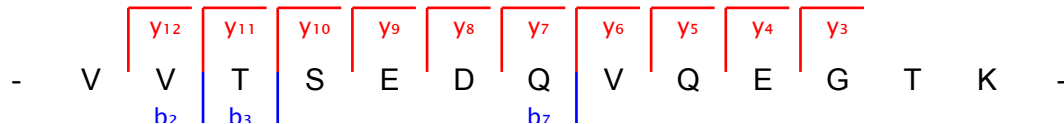
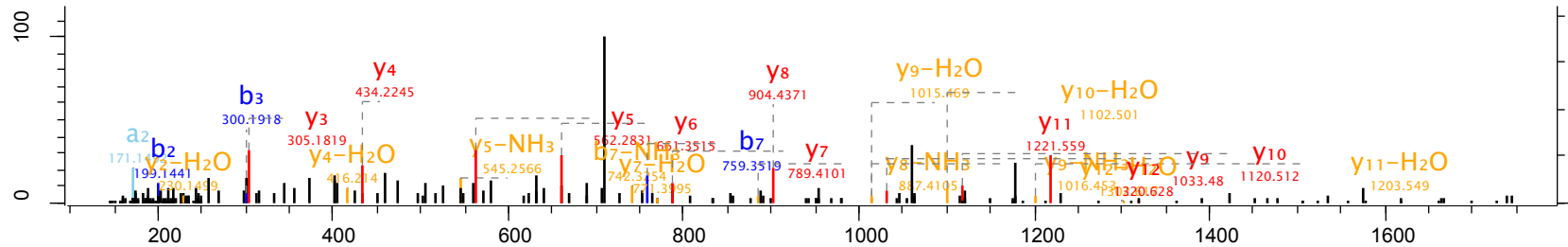
8655

TOF; CID

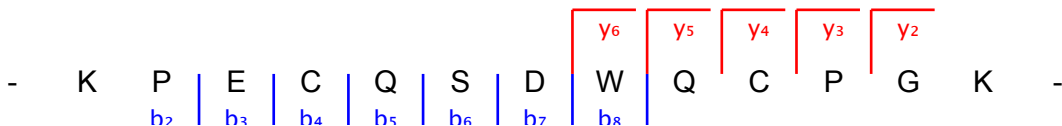
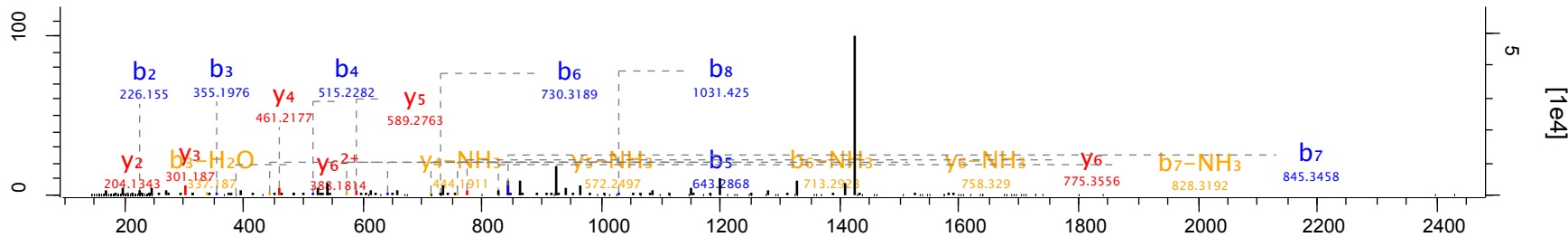
88.09

710.36

CKAP2



Raw file	Scan	Method	Score	m/z	Gene names
20150226_Hela_Top_opt_A3_01_1593	9504	TOF; CID	47.62	540.91	SLPI



Raw file

20150226\_Hela\_Top\_opt\_A3\_01\_1593

Scan

9741

Method

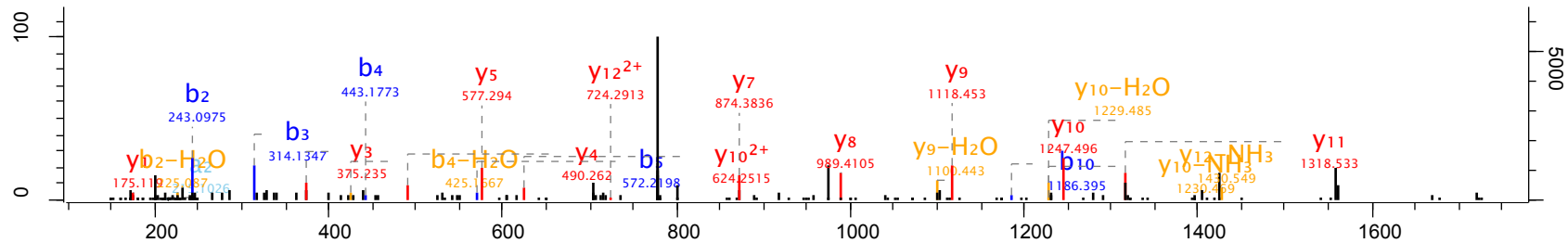
TOF; CID

Score

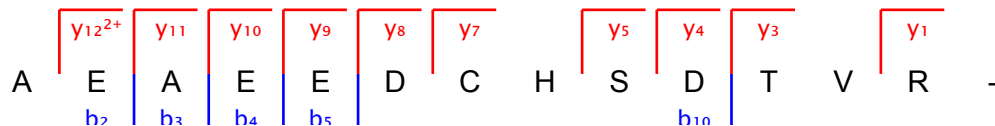
79.87

m/z

780.82



ac



Raw file

20150226\_Hela\_Top\_opt\_A3\_01\_1593

Scan

10263

Method

TOF; CID

Score

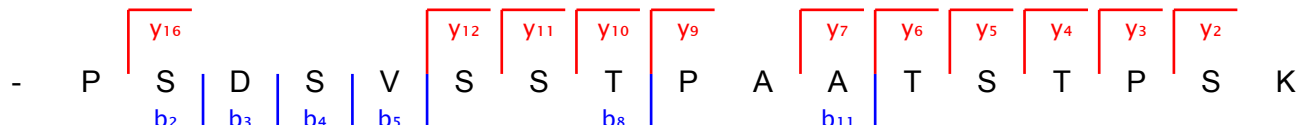
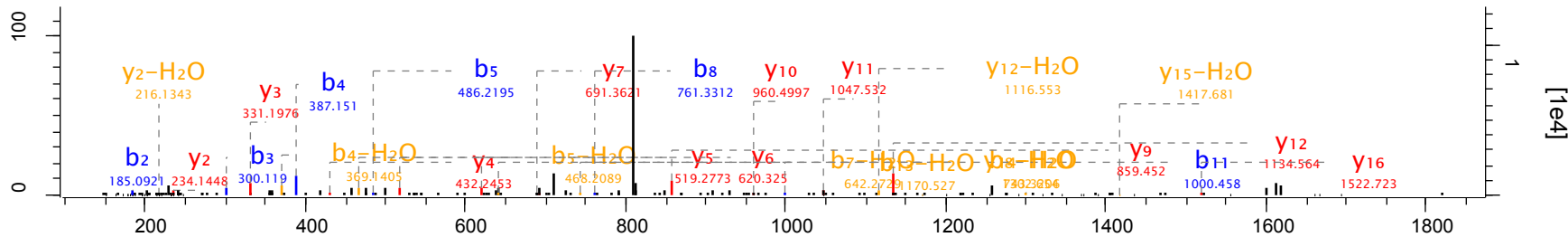
55.69

m/z

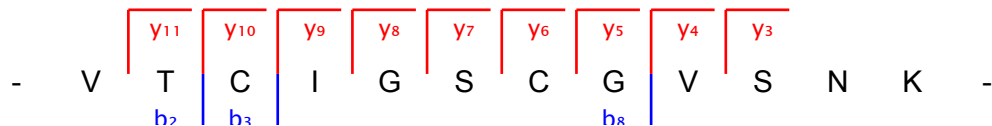
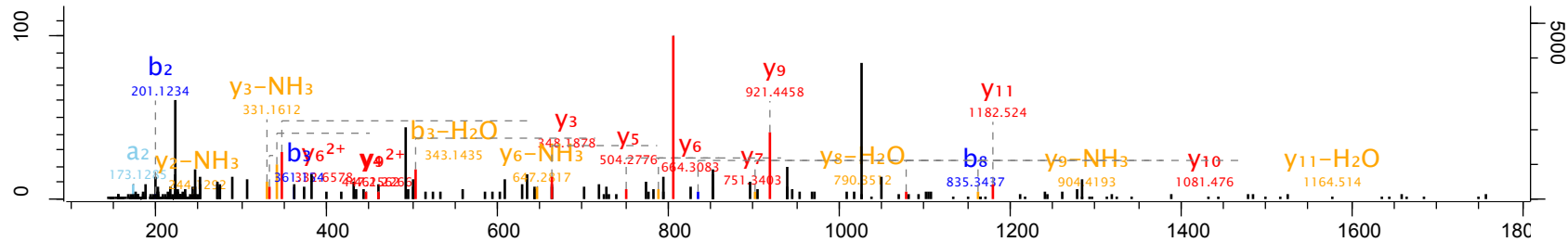
810.4

Gene names

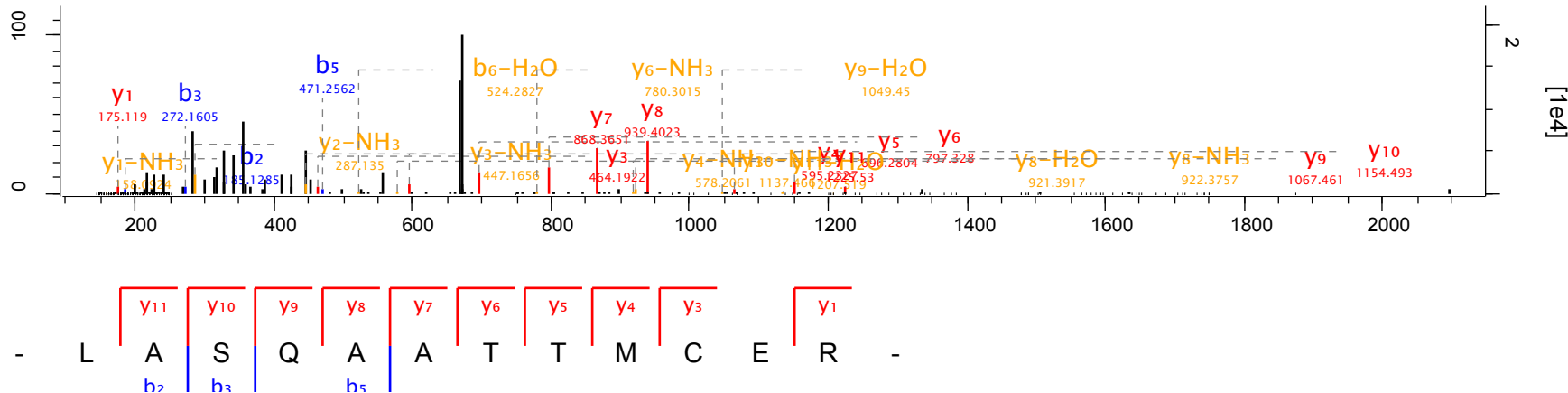
CIZ1



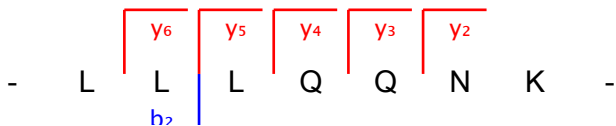
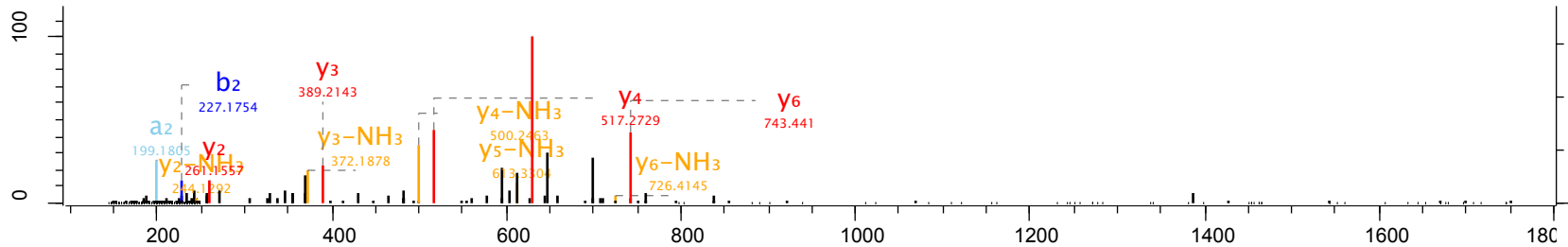
Raw file	Scan	Method	Score	m/z	Gene names
20150226_Hela_Top_opt_A3_01_1593	11652	TOF; CID	60.89	641.3	ARRDC1



Raw file	Scan	Method	Score	m/z	Gene names
20150226_Hela_Top_opt_A3_01_1593	12894	TOF; CID	67.12	669.82	CEP41



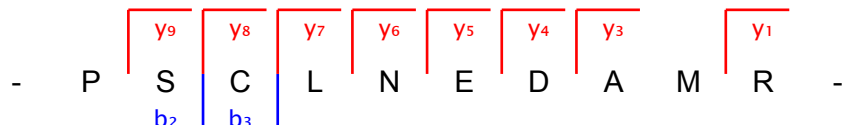
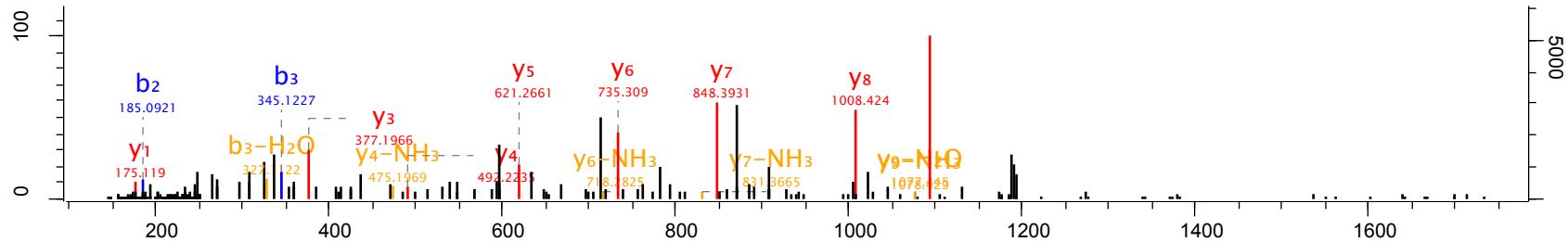
Raw file	Scan	Method	Score	m/z	Gene names
20150226_Hela_Top_opt_A3_01_1593	13742	TOF; CID	95.96	428.77	ARHGEF18



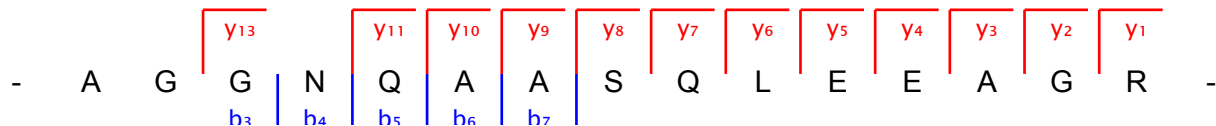
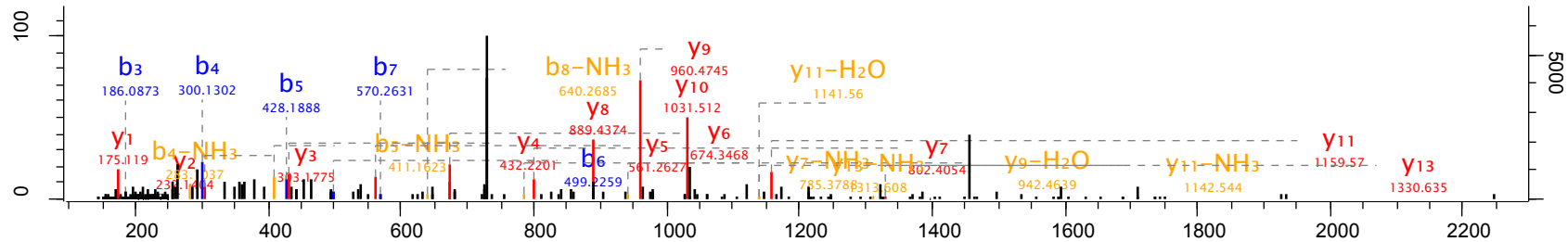
[1e4]



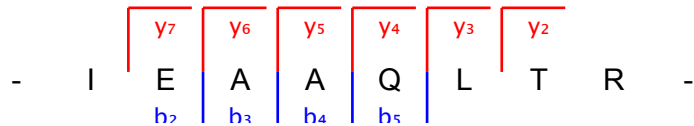
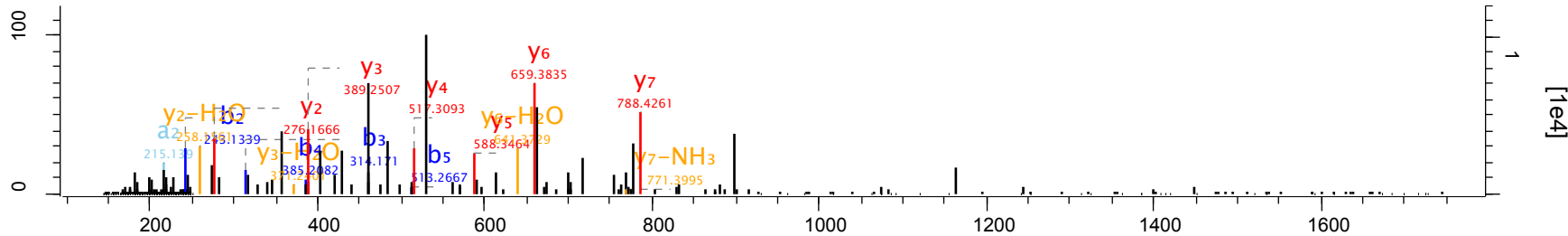
Raw file	Scan	Method	Score	m/z	Gene names
20150226_Hela_Top_opt_A3_01_1593	15030	TOF; CID	72.2	596.76	C5orf24



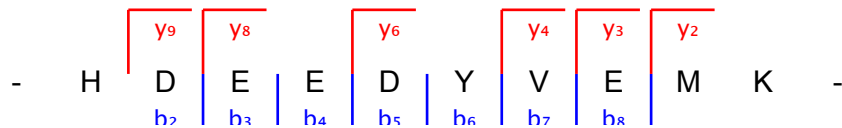
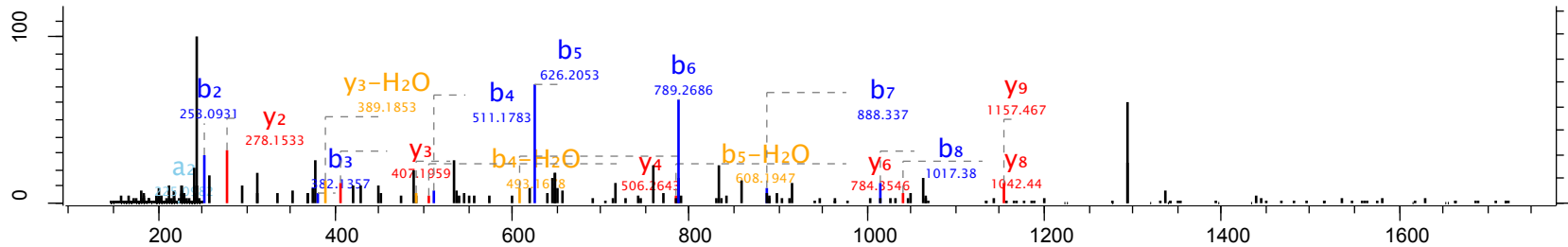
Raw file	Scan	Method	Score	m/z	Gene names
20150226_Hela_Top_opt_A3_01_1593	15252	TOF; CID	46.53	730.36	SLC38A10



Raw file	Scan	Method	Score	m/z	Gene names
20150226_Hela_Top_opt_A3_01_1593	15356	TOF; CID	71.45	451.26	FAM186B



Raw file	Scan	Method	Score	m/z	Gene names
20150226_Hela_Top_opt_A3_01_1593	15895	TOF; CID	60.69	647.77	SUDS3



Raw file

20150226\_Hela\_Top\_opt\_A3\_01\_1593

Scan

15911

Method

TOF; CID

Score

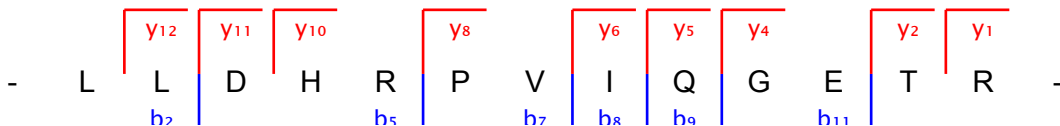
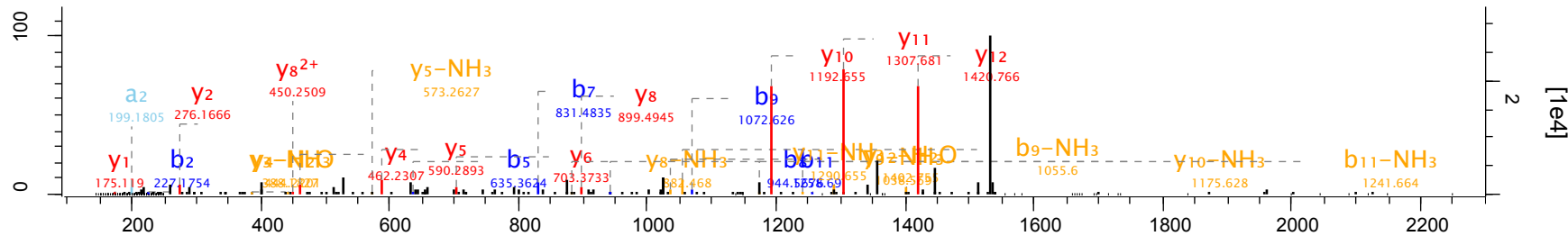
93.24

m/z

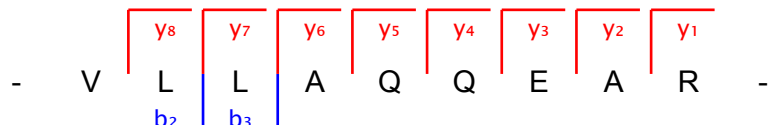
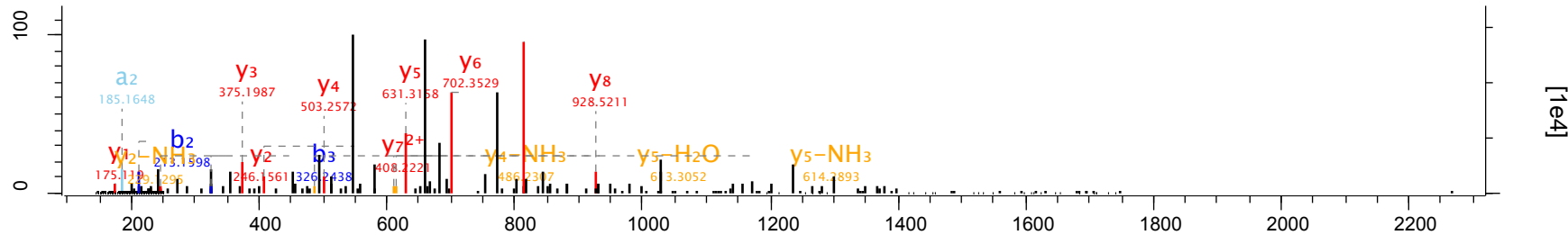
512.29

Gene names

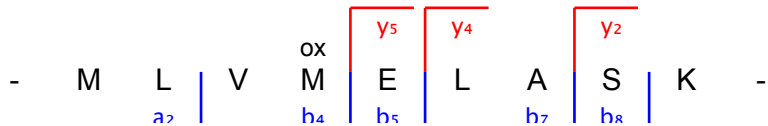
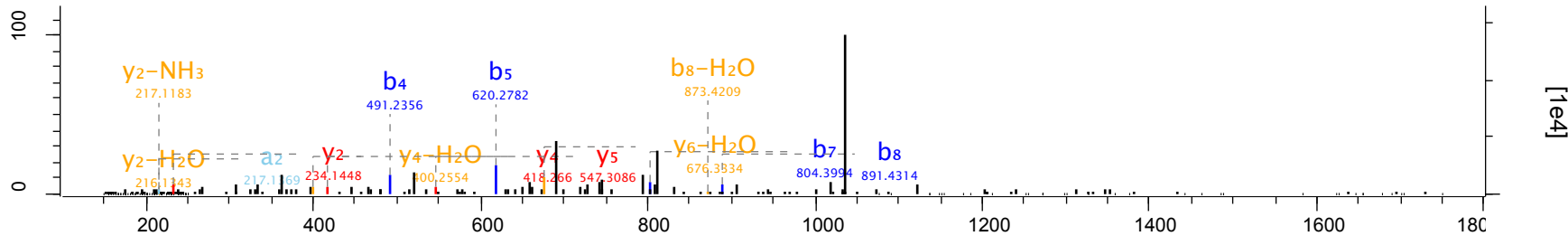
BLOC1S5;BLOC1S5-TXNDC5



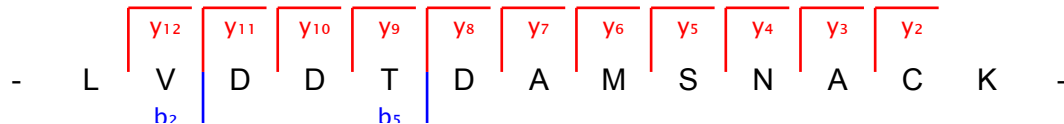
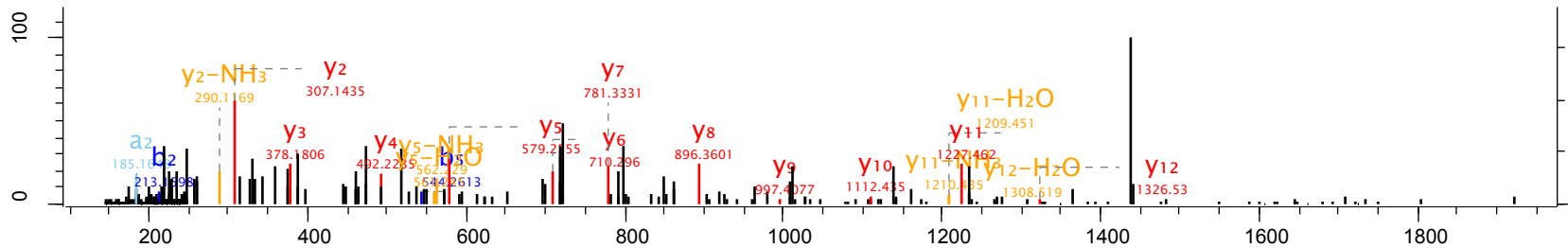
Raw file	Scan	Method	Score	m/z	Gene names
20150226_Hela_Top_opt_A3_01_1593	16007	TOF; CID	81.95	514.3	LENG1



Raw file	Scan	Method	Score	m/z	Gene names
20150226_Hela_Top_opt_A3_01_1593	17205	TOF; CID	56.26	519.27	LRRK2

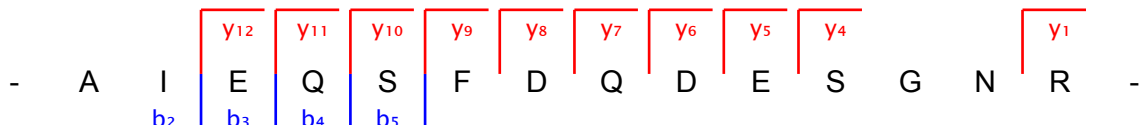
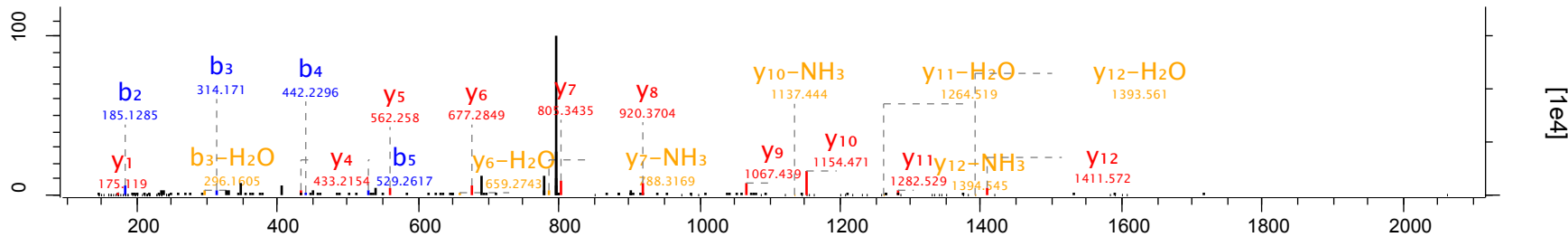


Raw file	Scan	Method	Score	m/z	Gene names
20150226_Hela_Top_opt_A3_01_1593	17585	TOF; CID	51.94	720.32	LEPROTL1

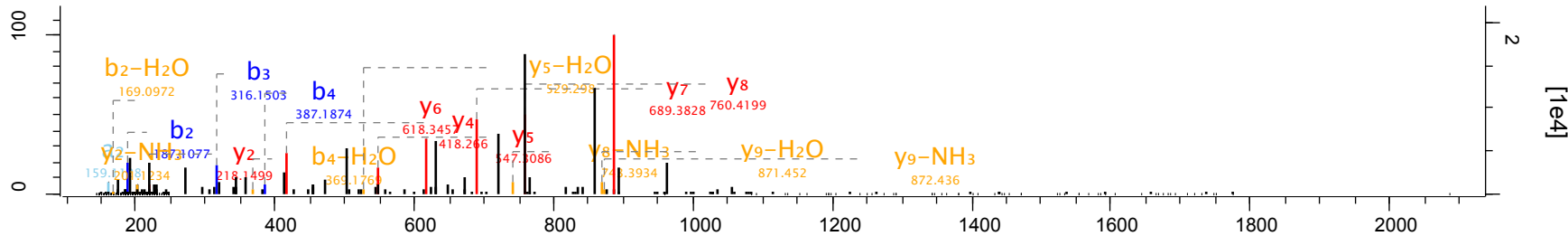




Raw file	Scan	Method	Score	m/z	Gene names
20150226_Hela_Top_opt_A3_01_1593	17646	TOF; CID	91.81	798.36	STX2



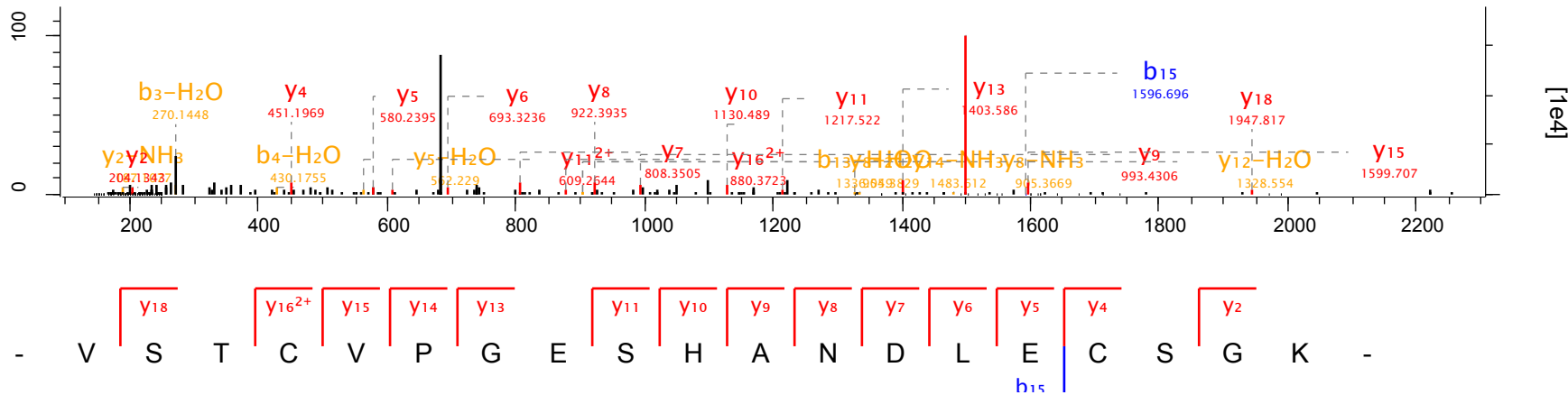
Raw file	Scan	Method	Score	m/z	Gene names
20150226_Hela_Top_opt_A3_01_1593	17866	TOF; CID	65.84	538.29	PTMS



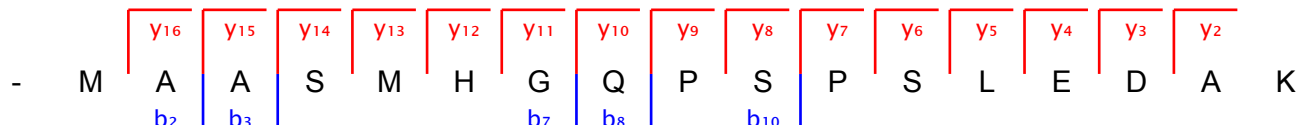
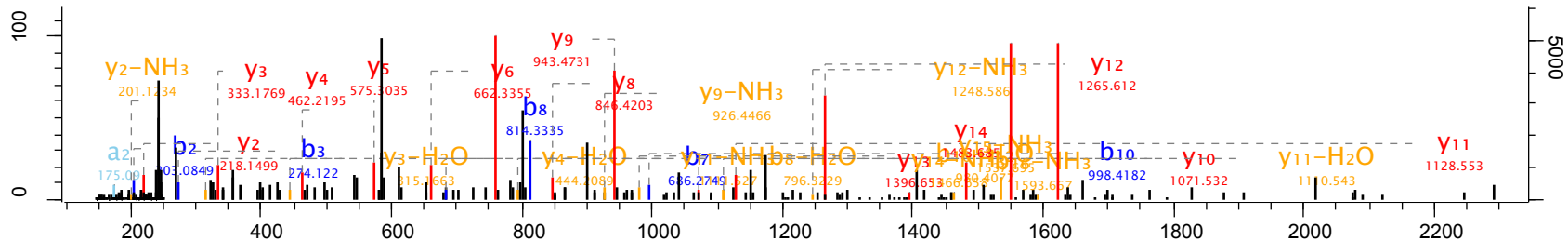
- S V E A A A E L S A K -

b<sub>2</sub> b<sub>3</sub> b<sub>4</sub>
y<sub>9</sub> y<sub>8</sub> y<sub>7</sub> y<sub>6</sub> y<sub>5</sub> y<sub>4</sub> y<sub>2</sub>

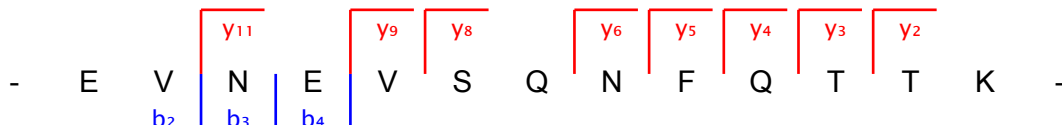
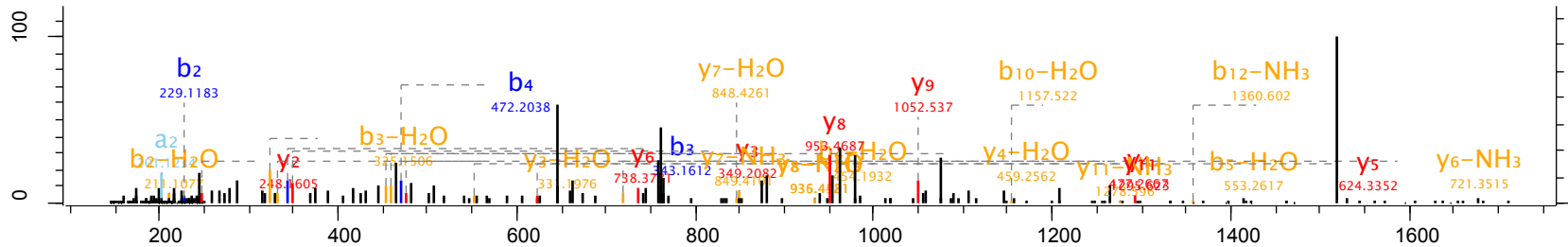
Raw file	Scan	Method	Score	m/z	Gene names
20150226_Hela_Top_opt_A3_01_1593	18111	TOF; CID	55.45	682.97	DNER



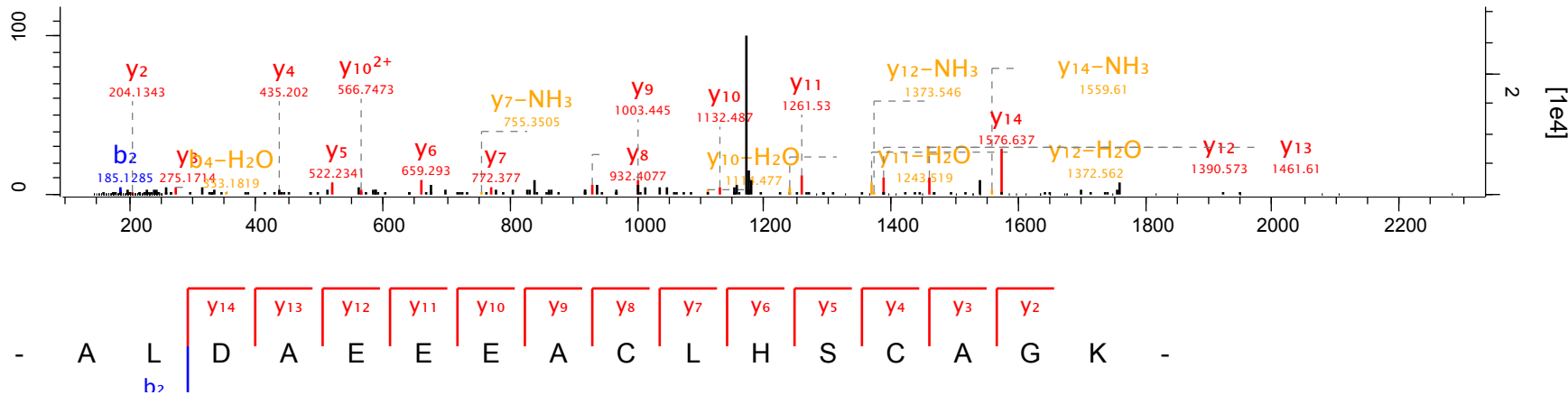
Raw file	Scan	Method	Score	m/z	Gene names
20150226_Hela_Top_opt_A3_01_1593	18921	TOF; CID	103.87	586.28	TMEM126B



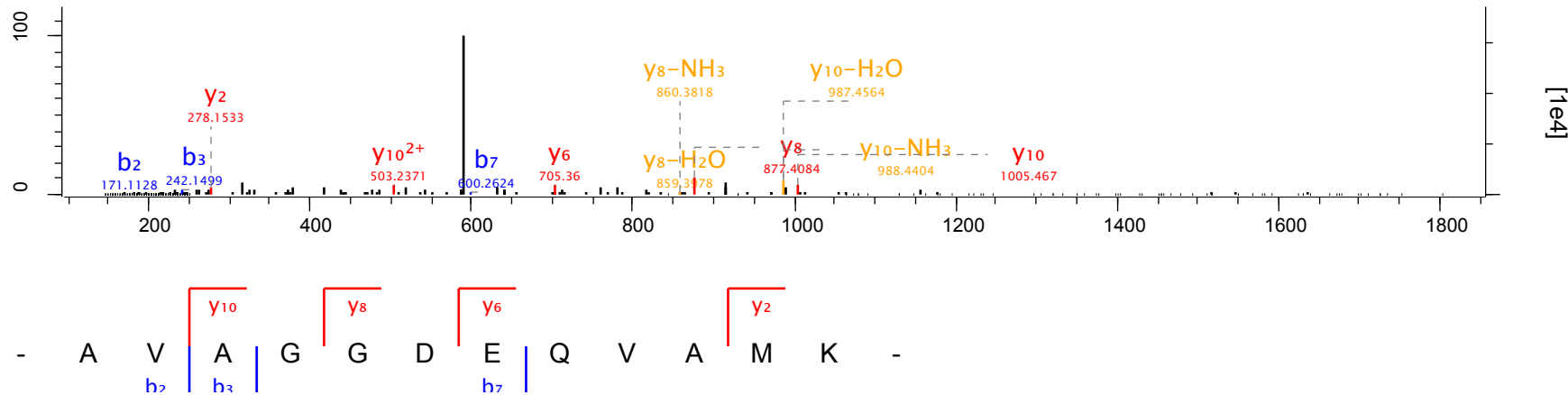
Raw file	Scan	Method	Score	m/z	Gene names
20150226_Hela_Top_opt_A3_01_1593	19140	TOF; CID	55.78	762.38	FAM129A



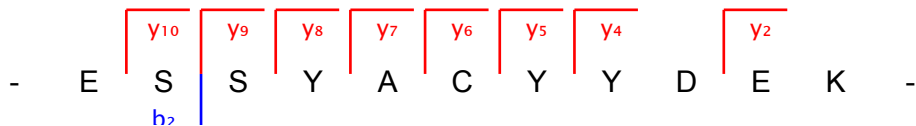
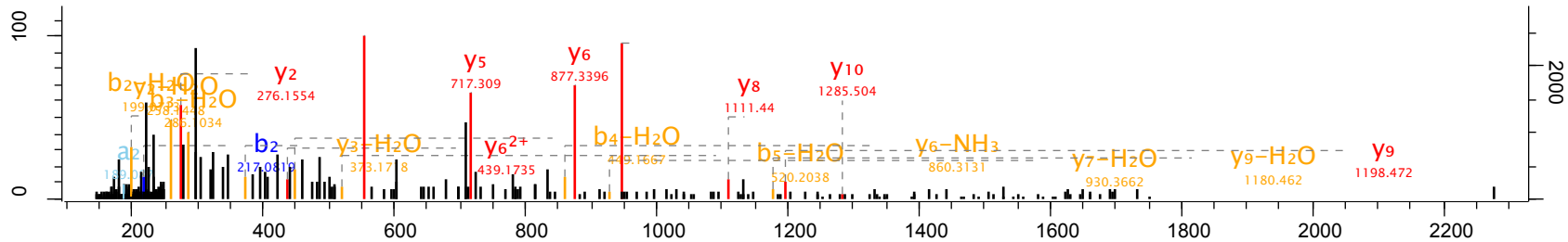
Raw file	Scan	Method	Score	m/z	Gene names
20150226_Hela_Top_opt_A3_01_1593	19607	TOF; CID	81.53	587.6	TIMM10B



Raw file	Scan	Method	Score	m/z	Gene names
20150226_Hela_Top_opt_A3_01_1593	20634	TOF; CID	45.65	588.79	RBCK1

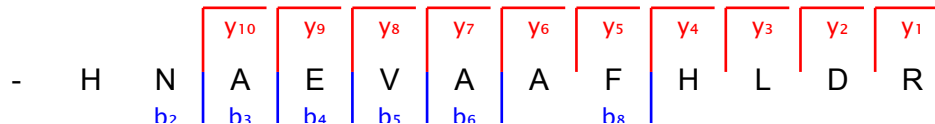
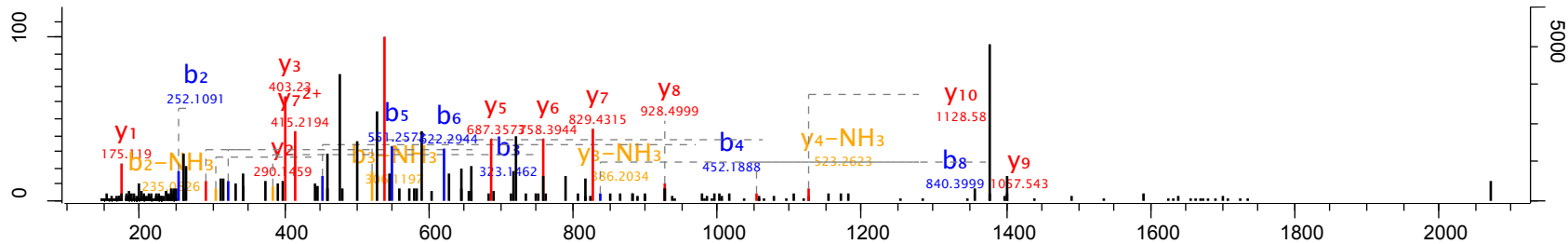


Raw file	Scan	Method	Score	m/z	Gene names
20150226_Hela_Top_opt_A3_01_1593	20994	TOF; CID	57.17	707.78	LGMN

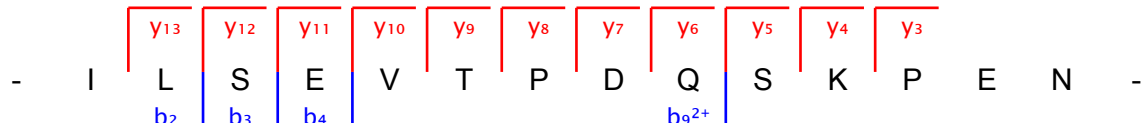
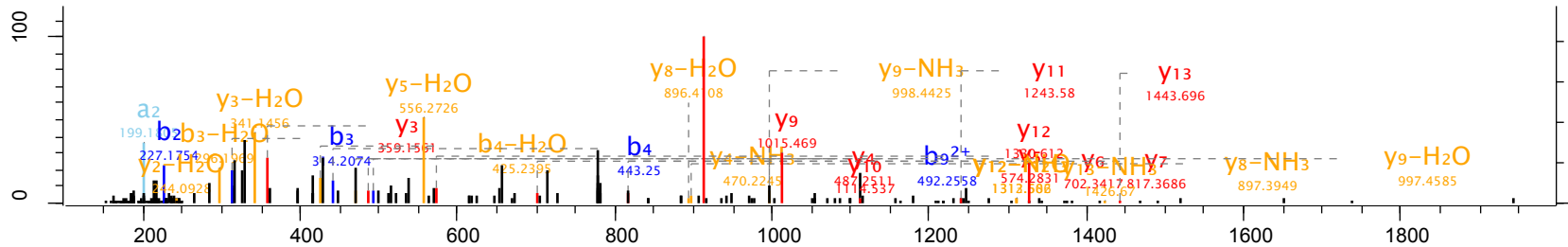




Raw file	Scan	Method	Score	m/z	Gene names
20150226_Hela_Top_opt_A3_01_1593	21090	TOF; CID	54.4	460.57	FAM20B



Raw file	Scan	Method	Score	m/z	Gene names
20150226_Hela_Top_opt_A3_01_1593	21295	TOF; CID	103.83	779.4	OIP5



Raw file

20150226\_Hela\_Top\_opt\_A3\_01\_1593

Scan

21860

Method

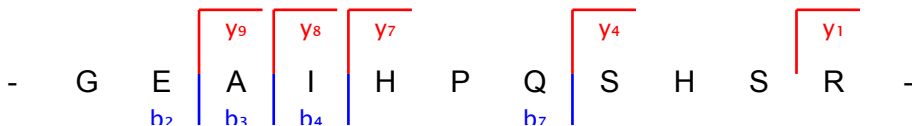
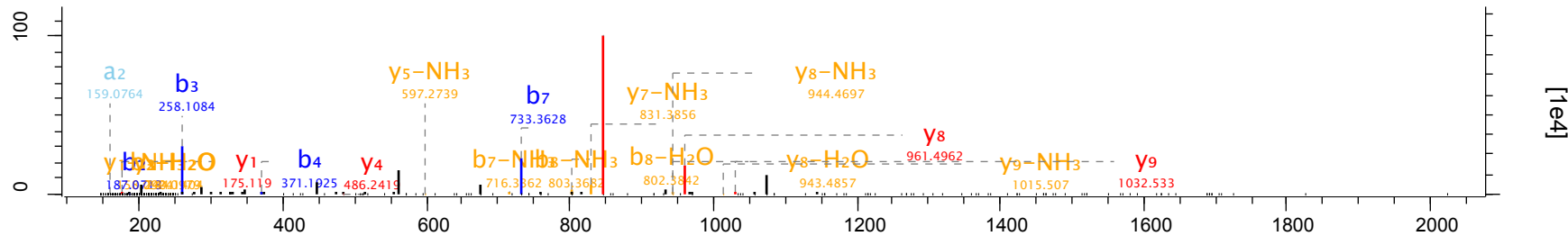
TOF; CID

Score

51.25

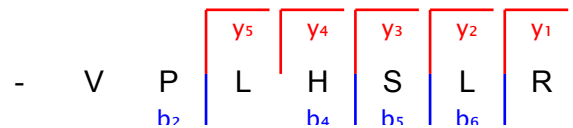
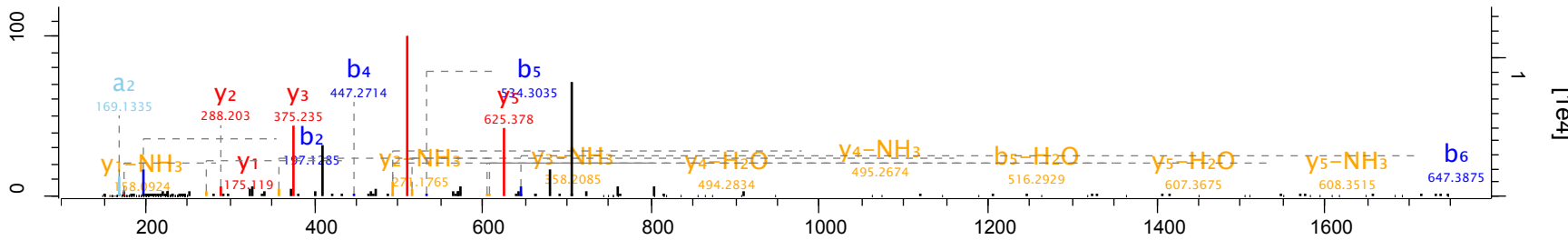
m/z

609.81

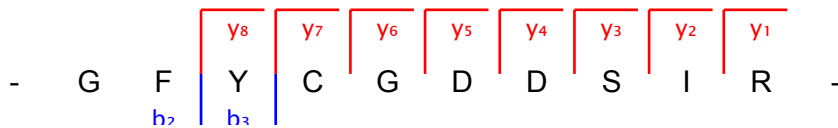
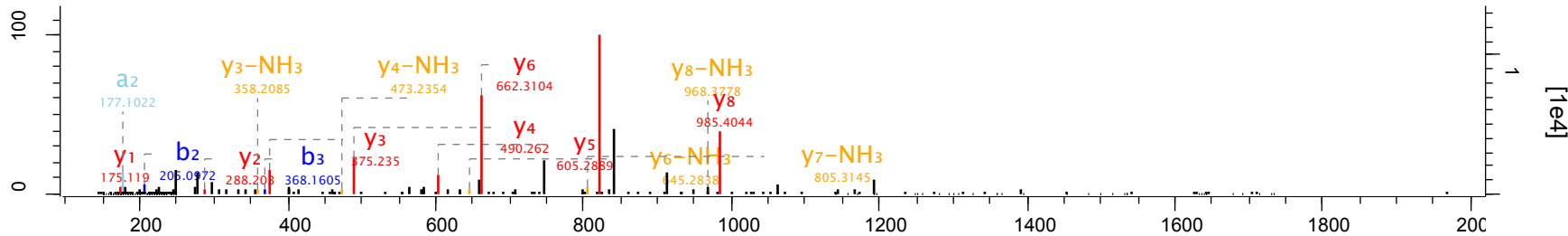


[1e4]

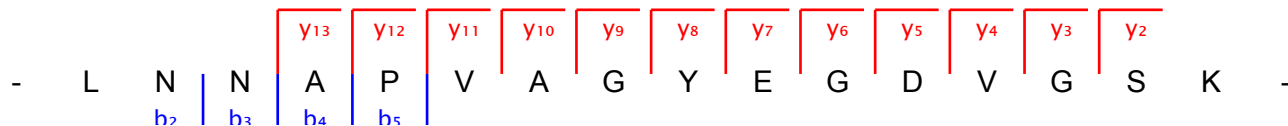
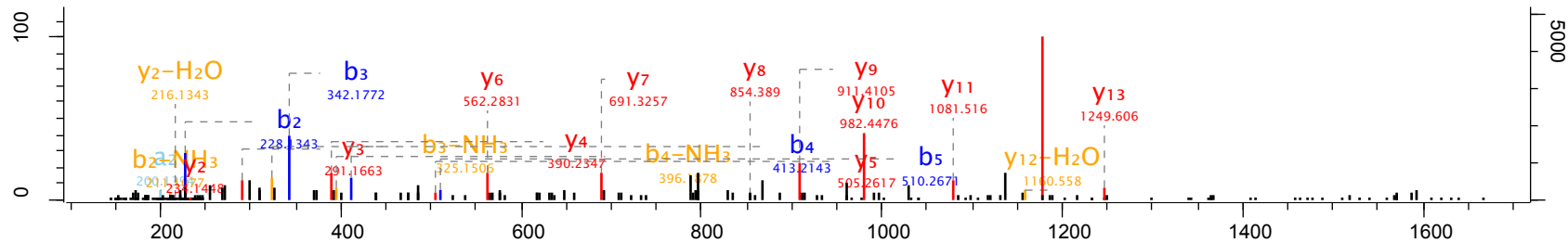
Raw file	Scan	Method	Score	m/z	Gene names
20150226_Hela_Top_opt_A3_01_1593	23662	TOF; CID	104.76	411.26	TRMT2B



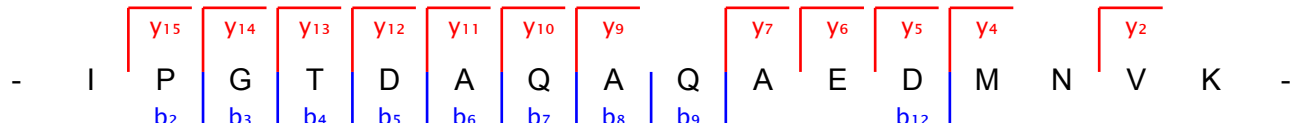
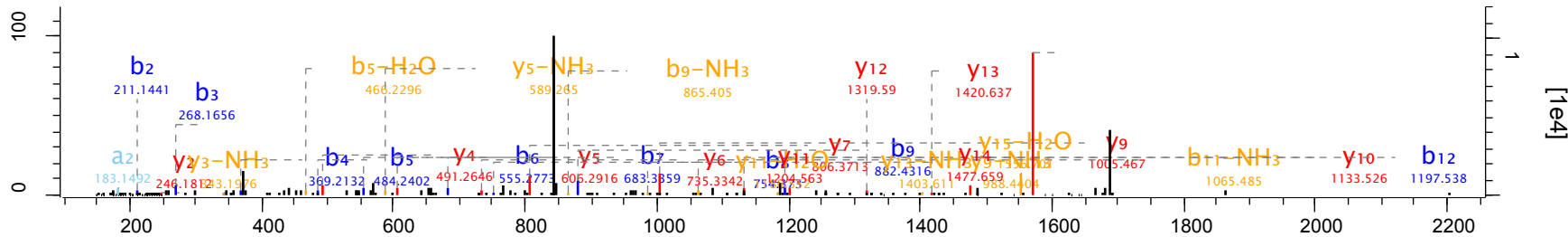
Raw file	Scan	Method	Score	m/z	Gene names
20150226_Hela_Top_opt_A3_01_1593	24096	TOF; CID	83.5	595.26	PPAP2C



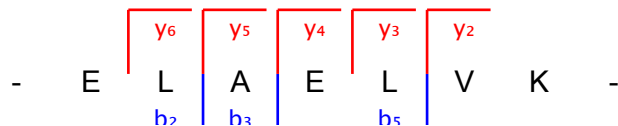
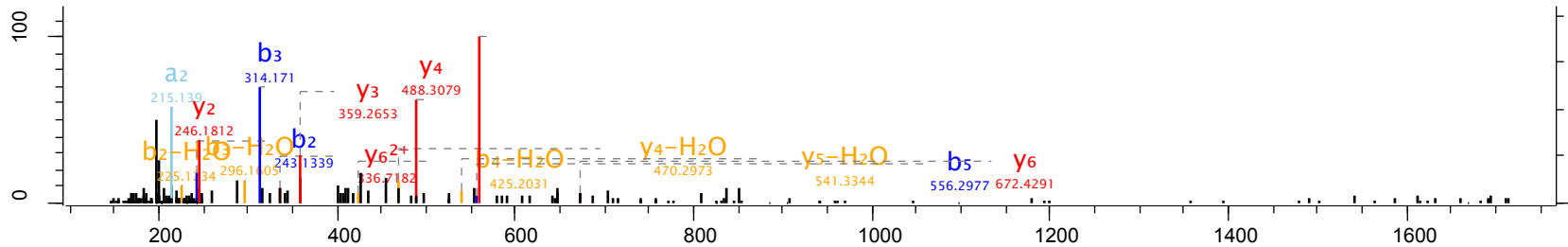
Raw file	Scan	Method	Score	m/z	Gene names
20150226_Hela_Top_opt_A3_01_1593	24251	TOF; CID	73.5	796.4	ST3GAL4



Raw file	Scan	Method	Score	m/z	Gene names
20150226_Hela_Top_opt_A3_01_1593	24772	TOF; CID	111.7	844.41	ELMSAN1



Raw file	Scan	Method	Score	m/z	Gene names
20150226_Hela_Top_opt_A3_01_1593	25198	TOF; CID	91.63	401.24	MEAF6





Raw file

20150226\_Hela\_Top\_opt\_A3\_01\_1593

Scan

26653

Method

TOF; CID

Score

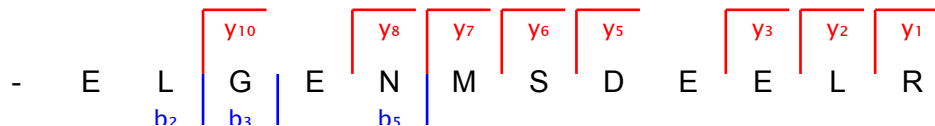
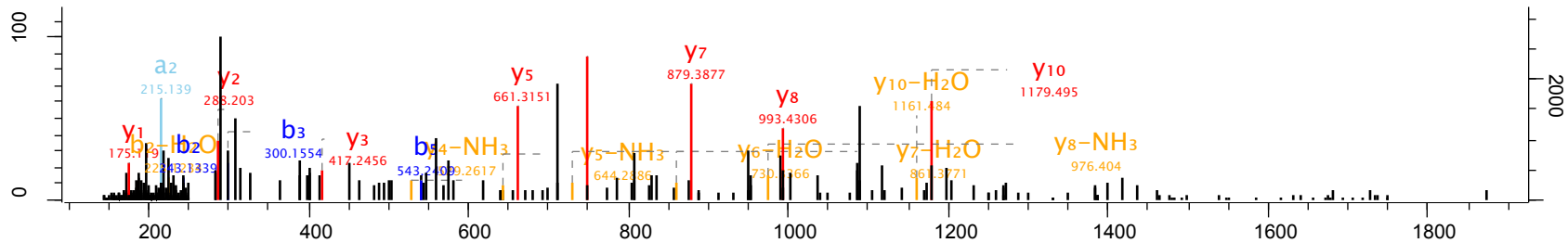
74.39

m/z

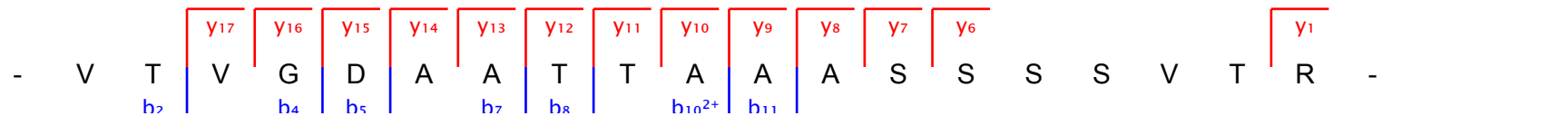
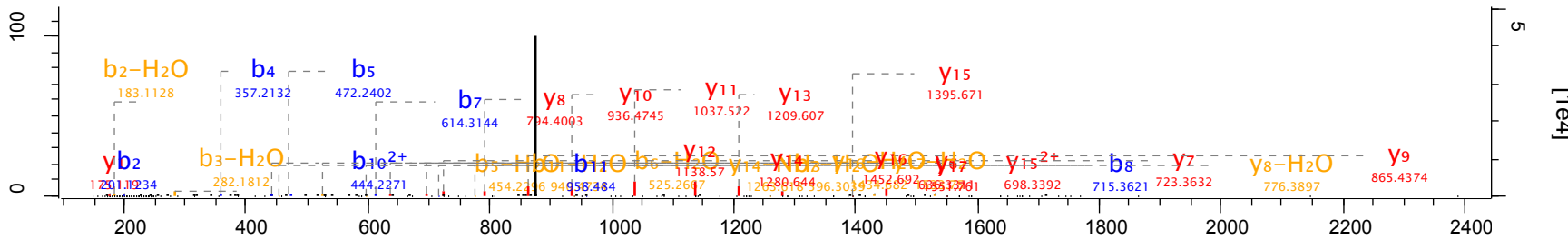
711.32

Gene names

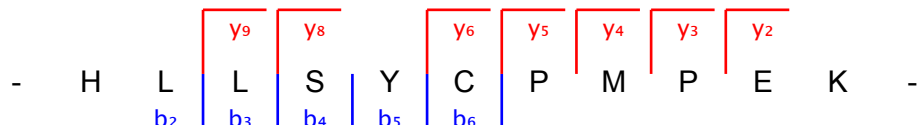
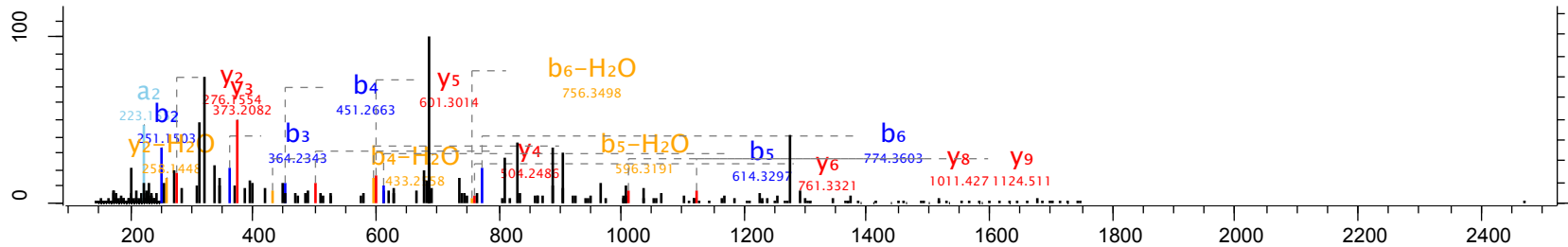
CETN3



Raw file	Scan	Method	Score	m/z	Gene names
20150226_Hela_Top_opt_A3_01_1593	27017	TOF; CID	106.57	876.45	ZBTB21



Raw file	Scan	Method	Score	m/z	Gene names
20150226_Hela_Top_opt_A3_01_1593	27510	TOF; CID	57.17	687.84	INSL4



Raw file

20150226\_Hela\_Top\_opt\_A3\_01\_1593

Scan

27814

Method

TOF; CID

Score

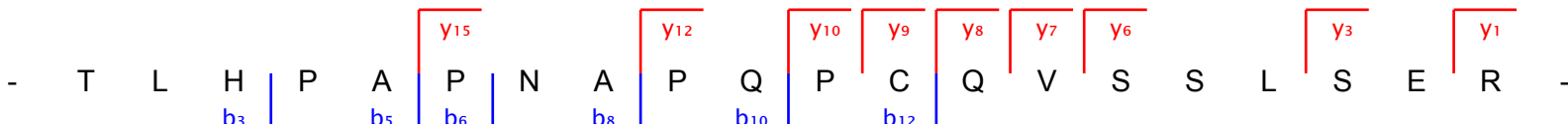
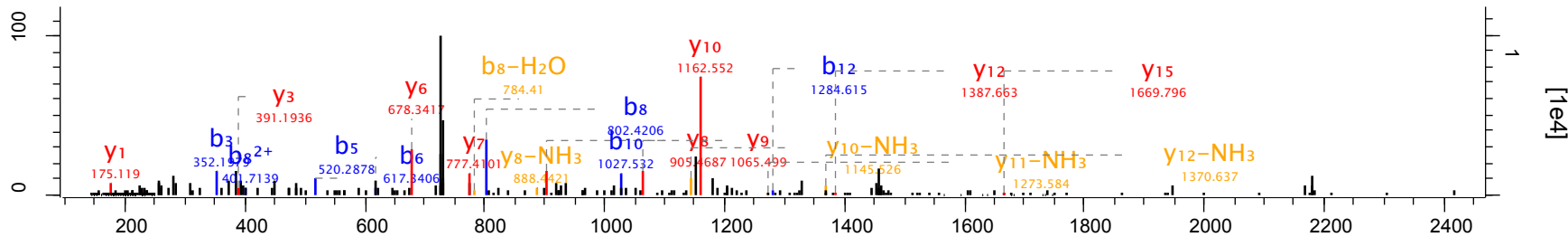
41.11

m/z

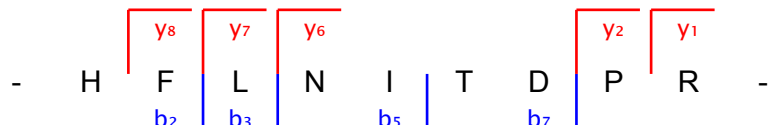
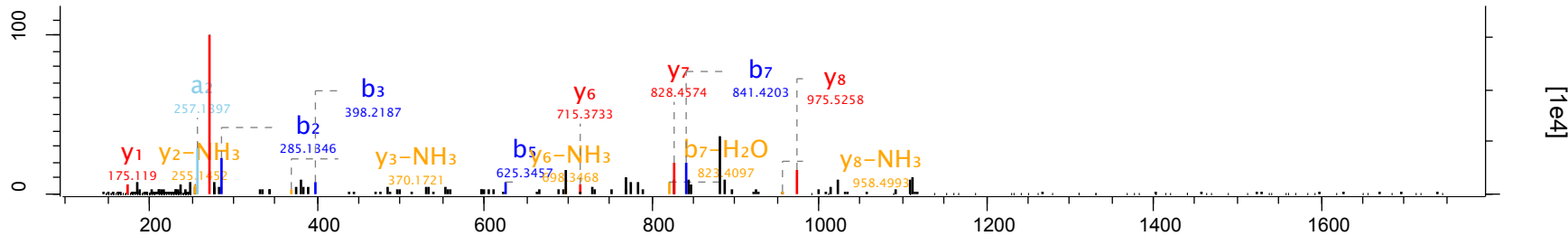
730.37

Gene names

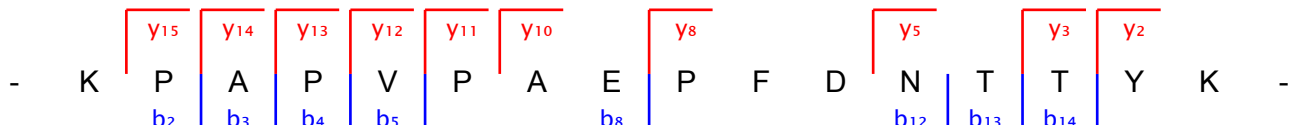
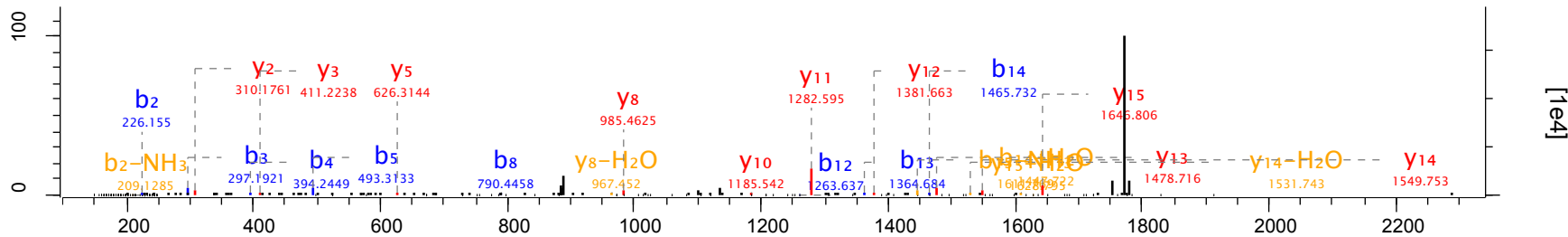
PLCD3



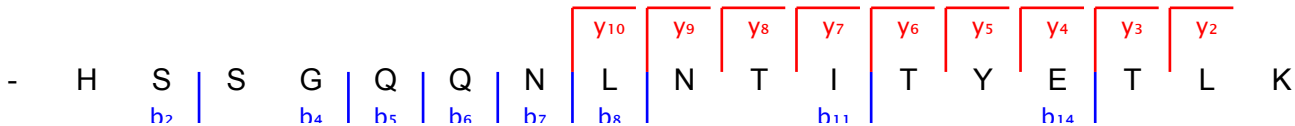
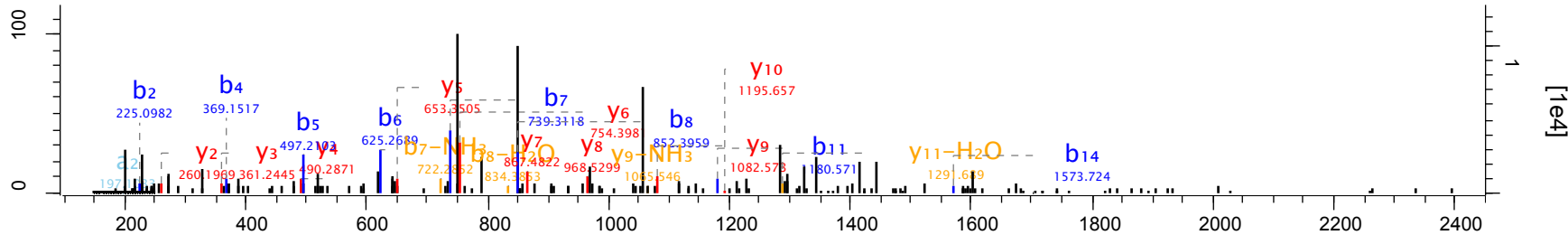
Raw file	Scan	Method	Score	m/z	Gene names
20150226_Hela_Top_opt_A3_01_1593	29177	TOF; CID	86.67	556.8	SFXN2



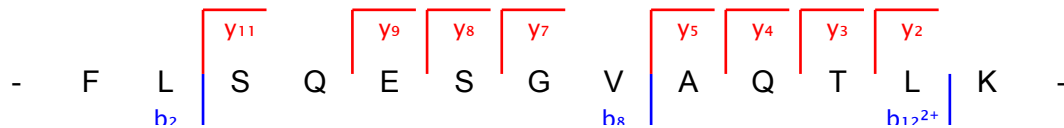
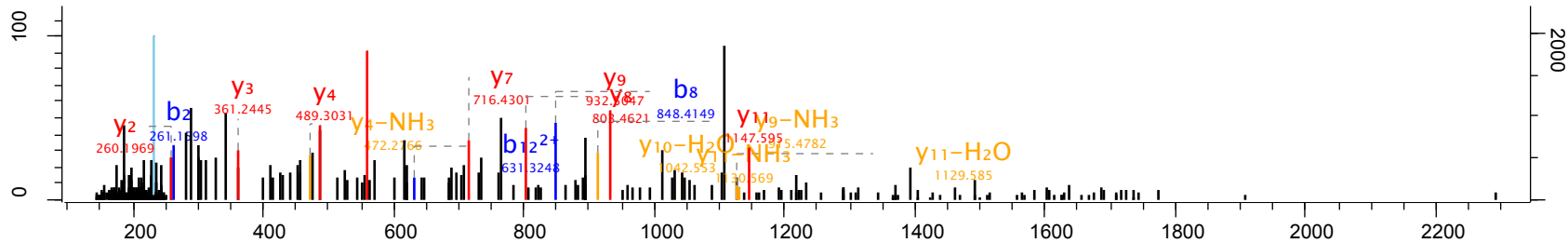
Raw file	Scan	Method	Score	m/z	Gene names
20150226_Hela_Top_opt_A3_01_1593	29183	TOF; CID	84.38	888.46	NDUFV3



Raw file	Scan	Method	Score	m/z	Gene names
20150226_Hela_Top_opt_A3_01_1593	30871	TOF; CID	60.33	645.33	CRCP

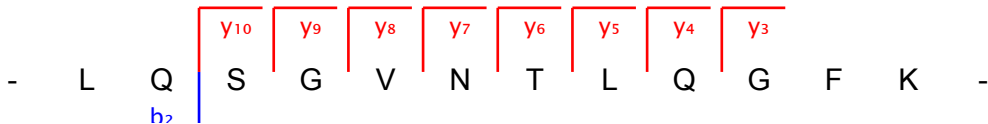
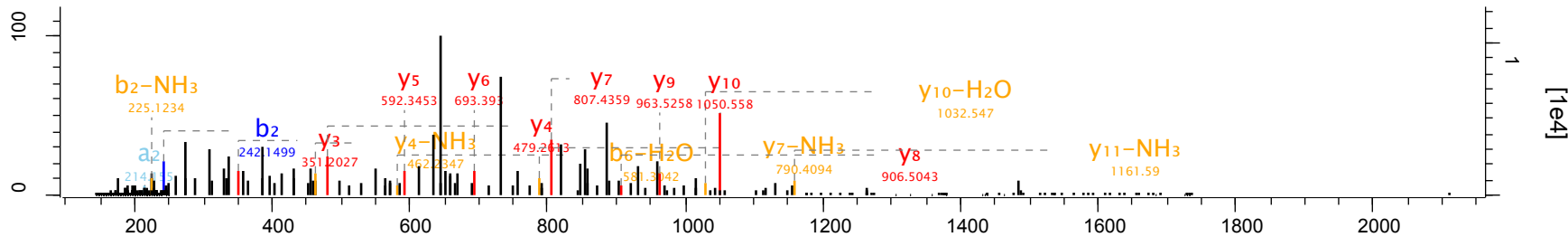


Raw file	Scan	Method	Score	m/z	Gene names
20150226_Hela_Top_opt_A3_01_1593	32146	TOF; CID	58.32	704.38	ARHGAP18

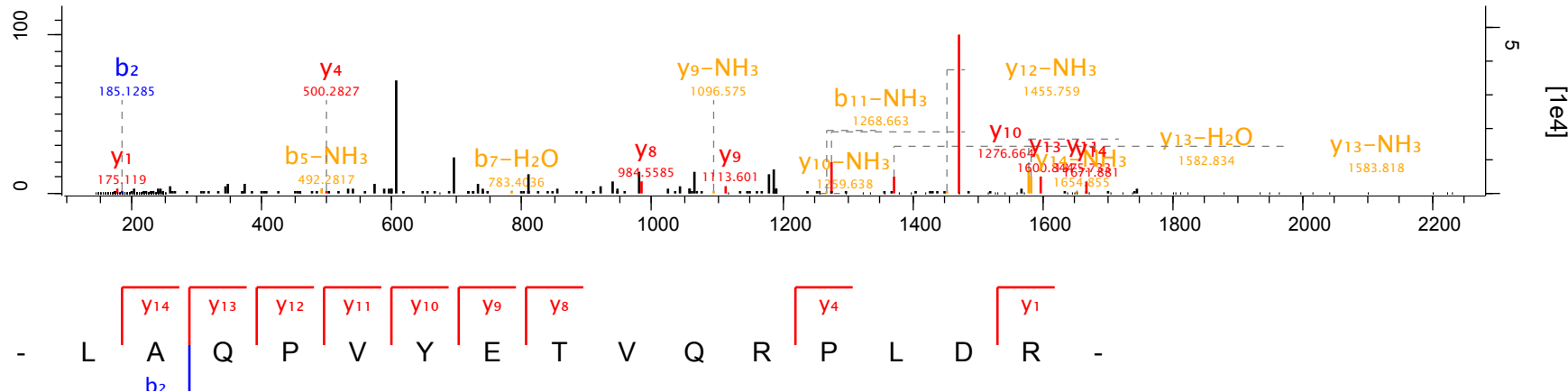




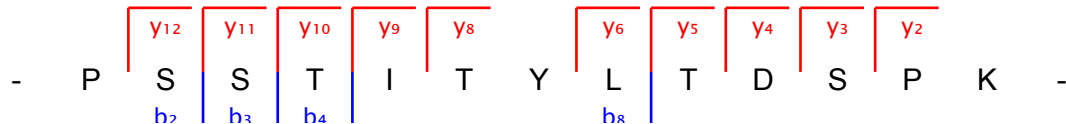
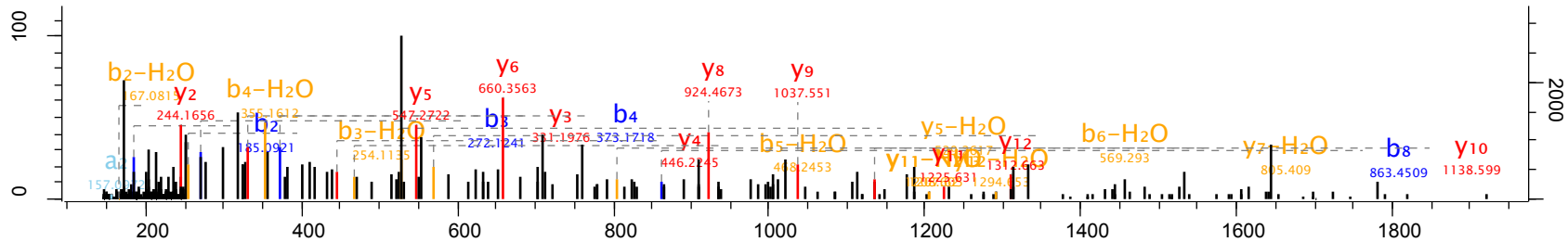
Raw file	Scan	Method	Score	m/z	Gene names
20150226_Hela_Top_opt_A3_01_1593	32331	TOF; CID	54.77	646.36	BRD7



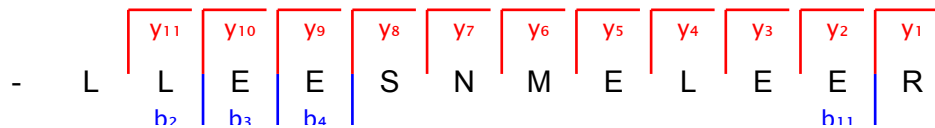
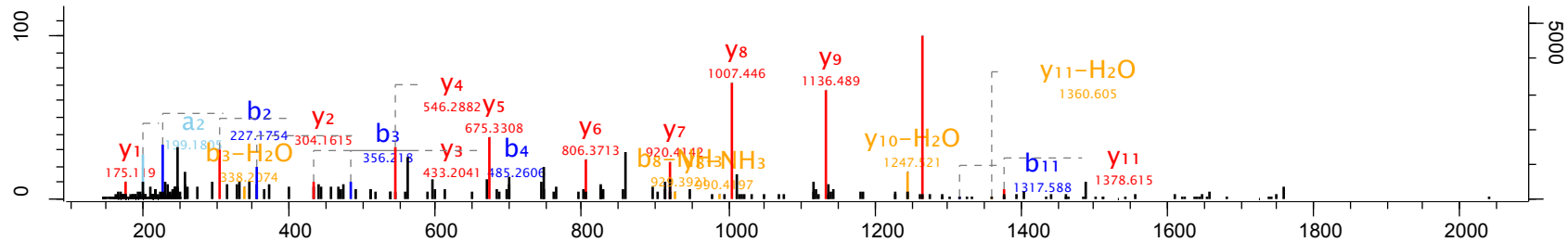
Raw file	Scan	Method	Score	m/z	Gene names
20150226_Hela_Top_opt_A3_01_1593	32440	TOF; CID	51.77	596	DUS2



Raw file	Scan	Method	Score	m/z	Gene names
20150226_Hela_Top_opt_A3_01_1593	32741	TOF; CID	53.59	705.36	TMEM69



Raw file	Scan	Method	Score	m/z	Gene names
20150226_Hela_Top_opt_A3_01_1593	32853	TOF; CID	90.41	746.36	KIF3A



Raw file

20150226\_Hela\_Top\_opt\_A3\_01\_1593

Scan

33119

Method

TOF; CID

Score

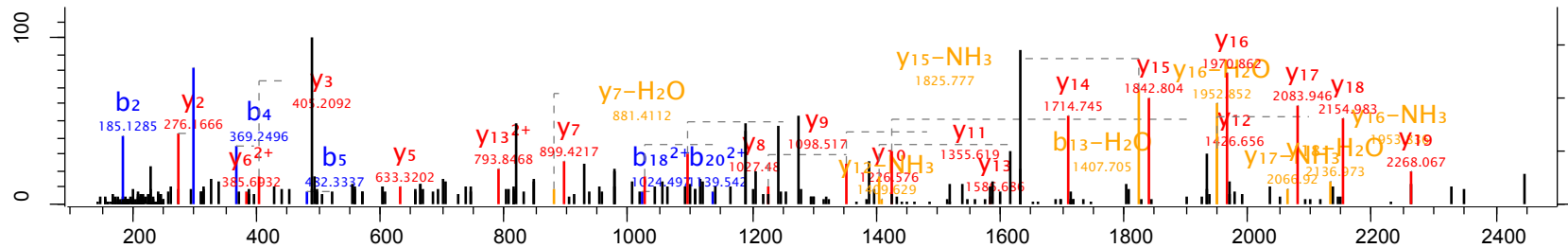
103.4

m/z

818.4

Gene names

CEP250



Raw file

20150226\_Hela\_Top\_opt\_A3\_01\_1593

Scan

33295

Method

TOF; CID

Score

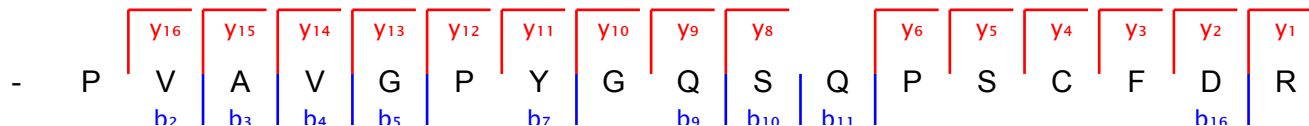
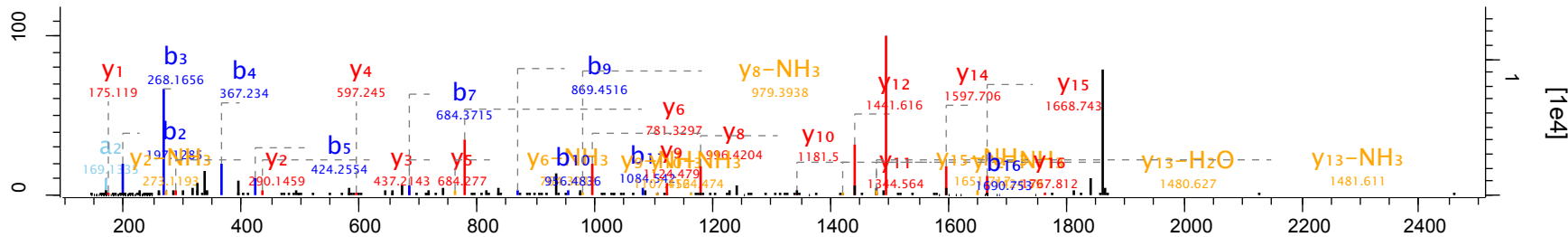
143.43

m/z

933.45

Gene names

ROMO1



Raw file

Scan

Method

Score

m/z

Gene names

20150226\_Hela\_Top\_opt\_A3\_01\_1593

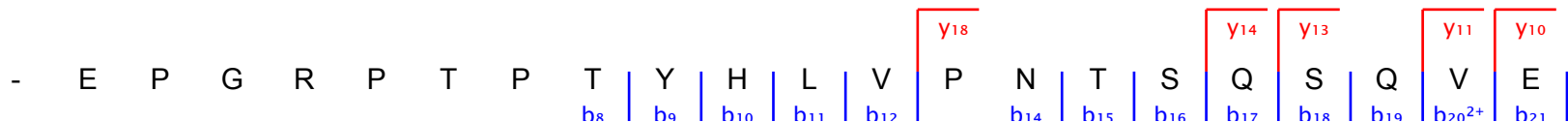
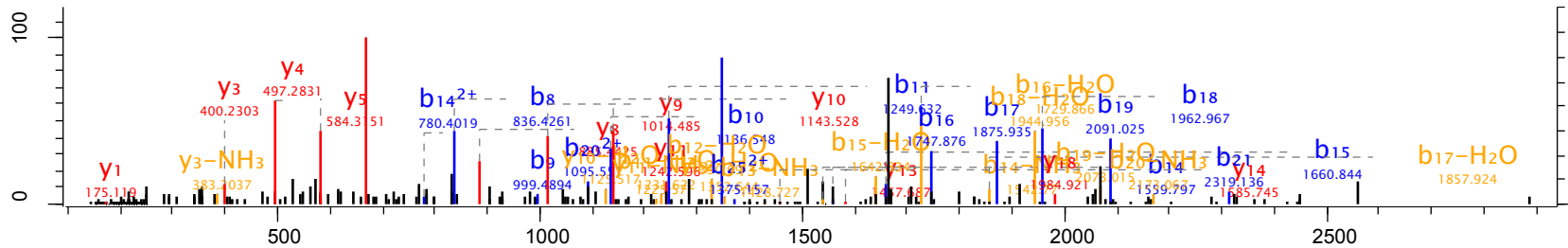
33520

TOF; CID

116.28

834.42

SLC7A6



Raw file

20150226\_Hela\_Top\_opt\_A3\_01\_1593

Scan

33731

Method

TOF; CID

Score

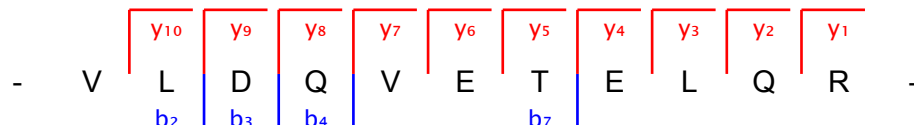
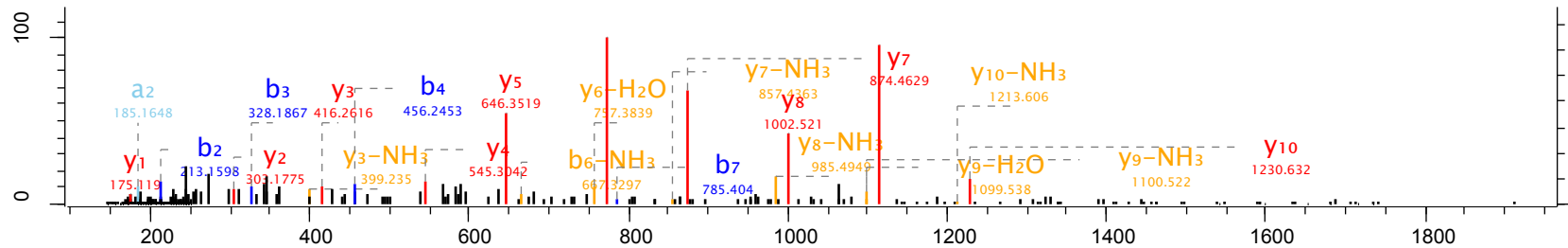
110.08

m/z

665.36

Gene names

GDAP1





Raw file

20150226\_Hela\_Top\_opt\_A3\_01\_1593

Scan

33950

Method

TOF; CID

Score

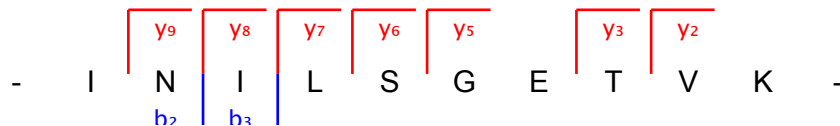
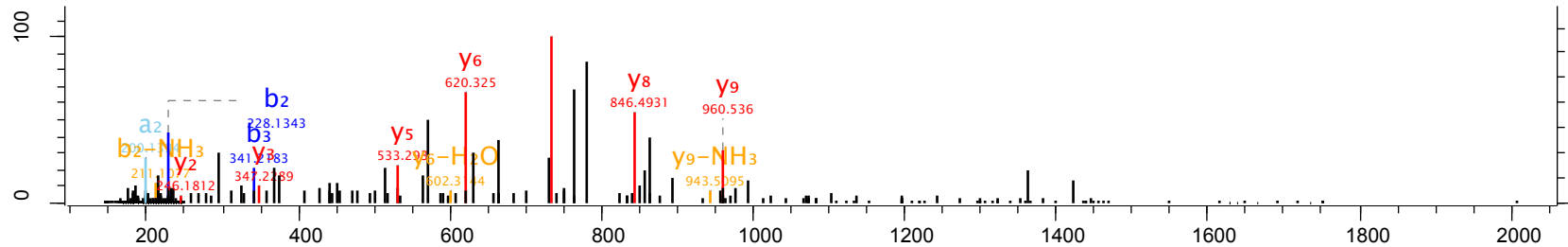
54.78

m/z

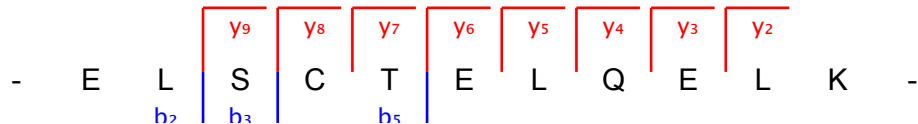
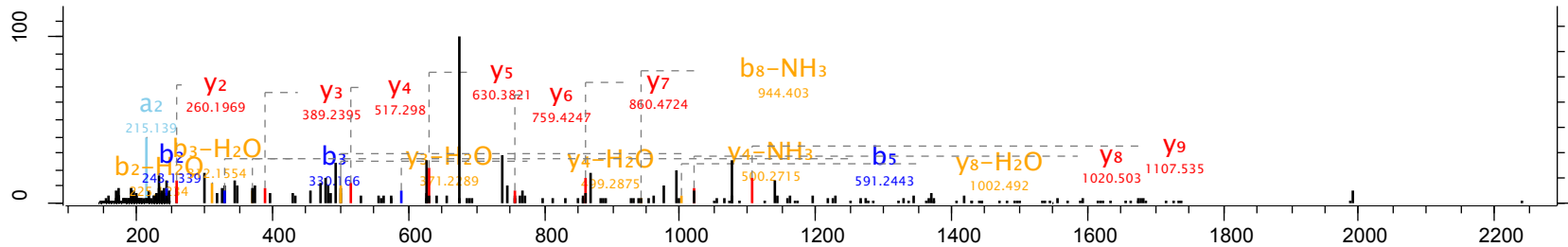
537.32

Gene names

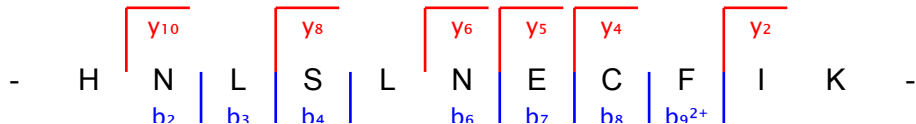
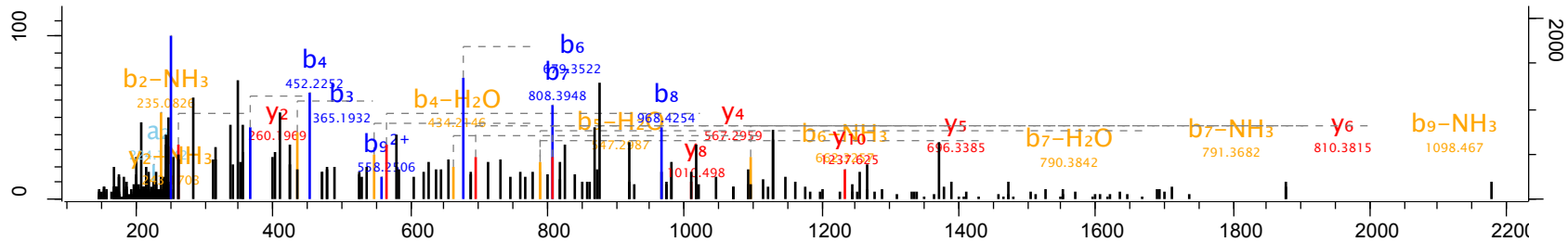
UBIAD1



Raw file	Scan	Method	Score	m/z	Gene names
20150226_Hela_Top_opt_A3_01_1593	34401	TOF; CID	65.18	675.34	TBC1D24



Raw file	Scan	Method	Score	m/z	Gene names
20150226_Hela_Top_opt_A3_01_1593	34650	TOF; CID	77.12	687.85	FOXL2;FOXF1;FOXF2



Raw file

20150226\_Hela\_Top\_opt\_A3\_01\_1593

Scan

34773

Method

TOF; CID

Score

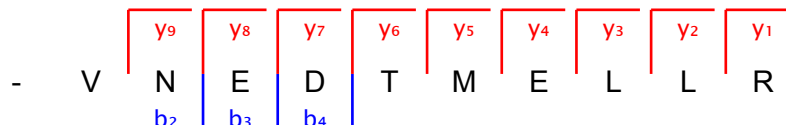
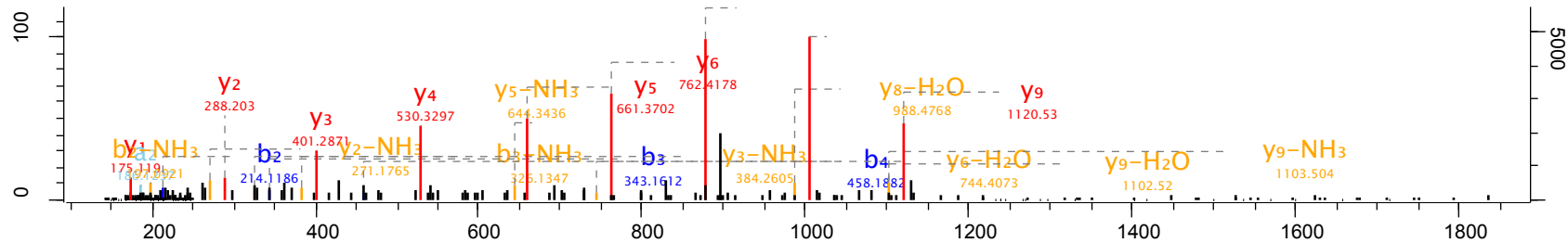
115.57

m/z

610.31

Gene names

SLC27A1



Raw file

20150226\_Hela\_Top\_opt\_A3\_01\_1593

Scan

34884

Method

TOF; CID

Score

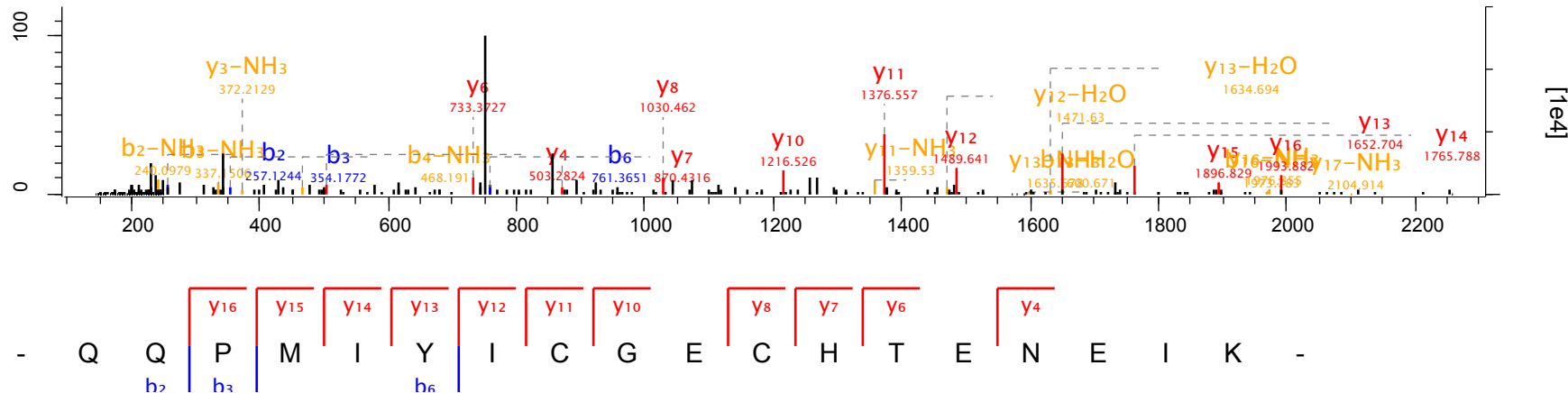
83.76

m/z

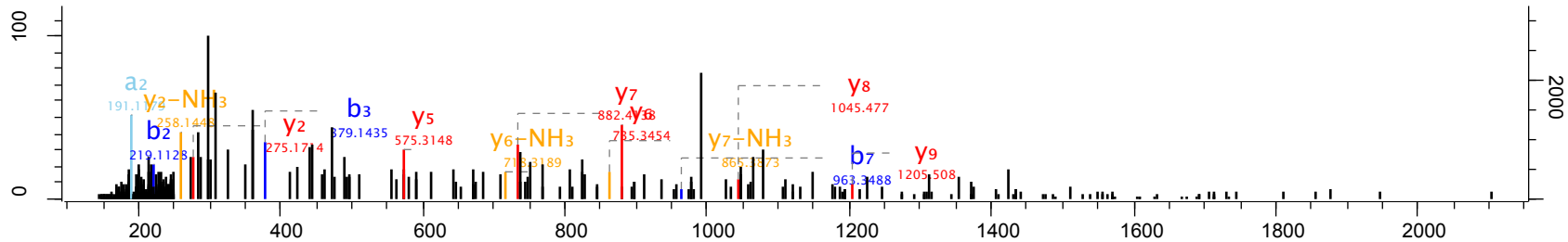
751.35

Gene names

POLR2K



Raw file	Scan	Method	Score	m/z	Gene names
20150226_Hela_Top_opt_A3_01_1593	34938	TOF; CID	53.57	712.32	ZNF330



- A F C Y F C N S V Q K -

b<sub>2</sub> b<sub>3</sub> y<sub>9</sub> y<sub>8</sub> y<sub>7</sub> y<sub>6</sub> y<sub>5</sub> y<sub>2</sub>

Raw file

Scan

Method

Score

m/z

Gene names

20150226\_Hela\_Top\_opt\_A3\_01\_1593

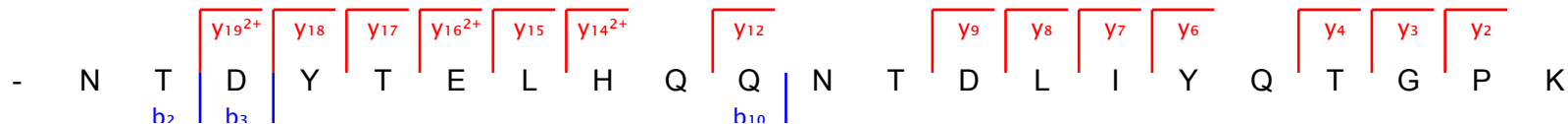
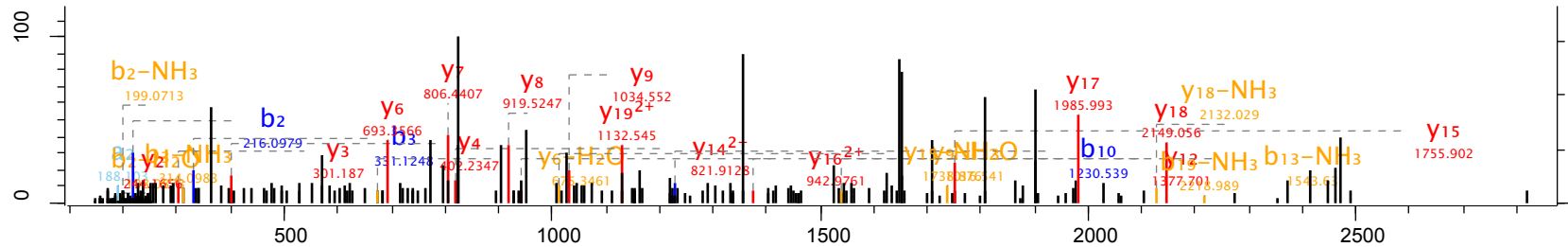
34959

TOF; CID


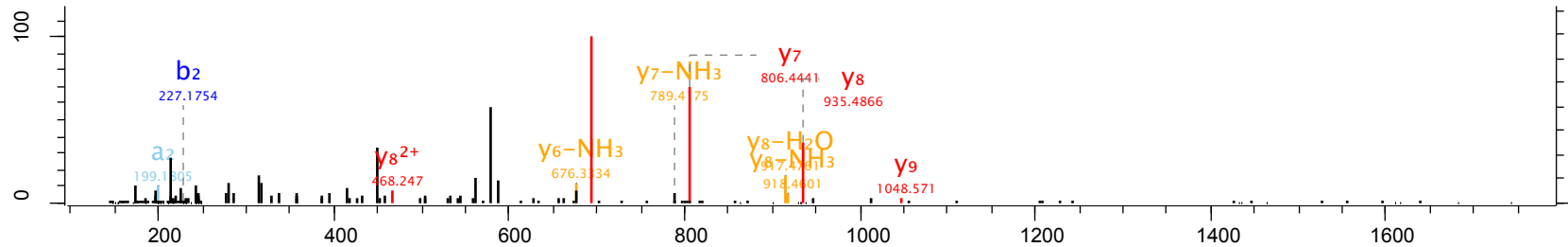
59.16

827.4

GOLGA5



Raw file	Scan	Method	Score	m/z	Gene names
20150226_Hela_Top_opt_A3_01_1593	35352	TOF; CID	62.46	387.89	HDAC9





Raw file

20150226\_Hela\_Top\_opt\_A3\_01\_1593

Scan

37014

Method

TOF; CID

Score

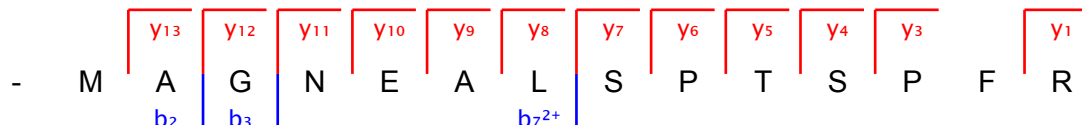
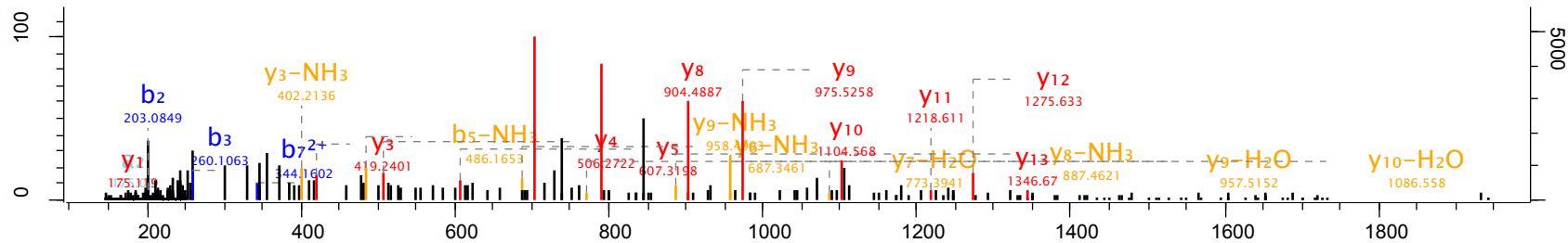
75.76

m/z

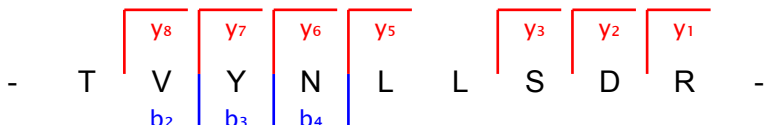
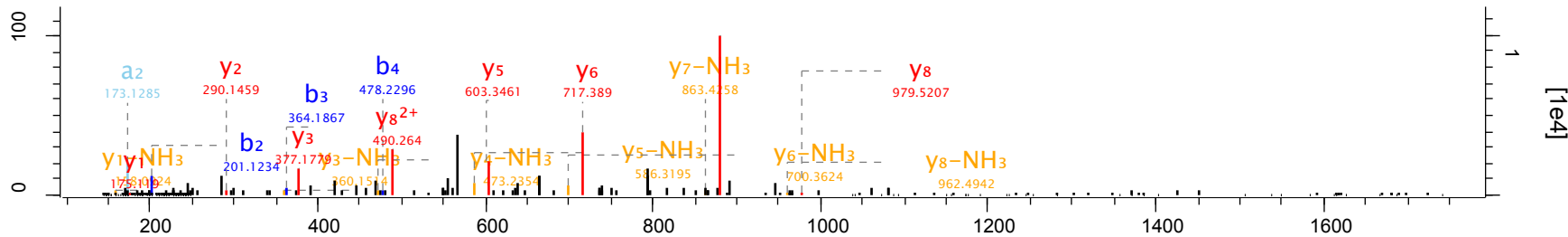
739.37

Gene names

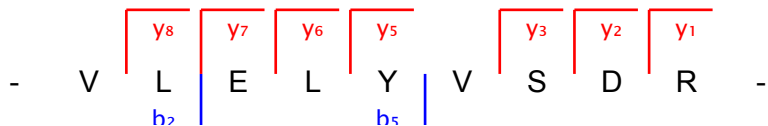
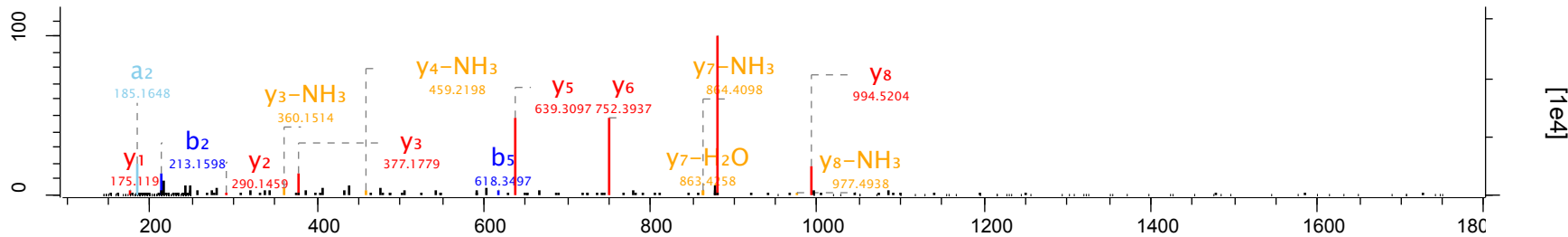
PROSER2;C10orf47



Raw file	Scan	Method	Score	m/z	Gene names
20150226_Hela_Top_opt_A3_01_1593	37352	TOF; CID	75.2	540.79	RAD18



Raw file	Scan	Method	Score	m/z	Gene names
20150226_Hela_Top_opt_A3_01_1593	37434	TOF; CID	70.06	547.3	NARS



Raw file

20150226\_Hela\_Top\_opt\_A3\_01\_1593

Scan

37749

Method

TOF; CID

Score

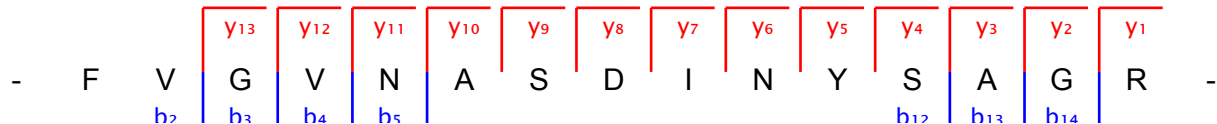
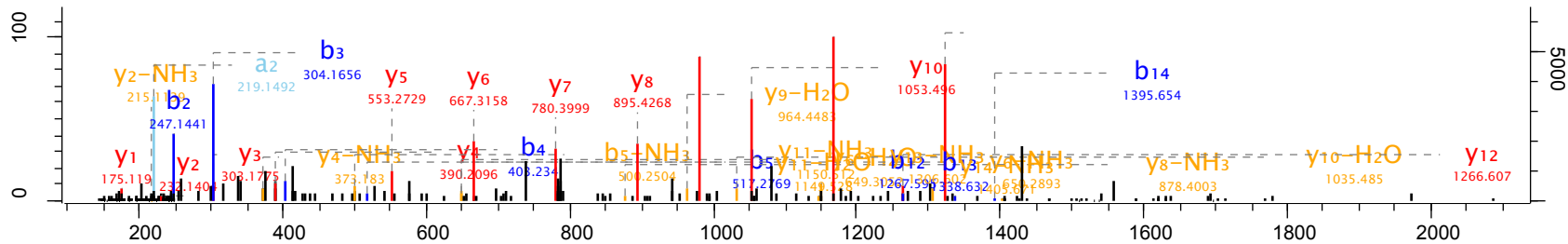
122.12

m/z

785.39

Gene names

ZADH2



Raw file

20150226\_Hela\_Top\_opt\_A3\_01\_1593

Scan

37968

Method

TOF; CID

Score

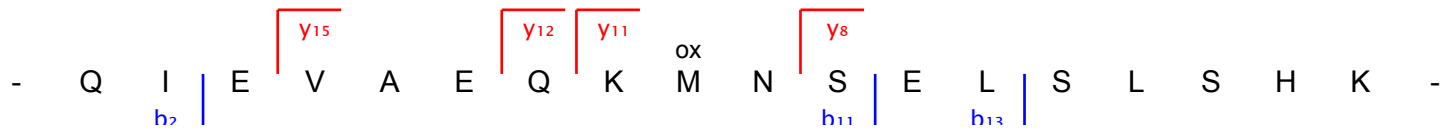
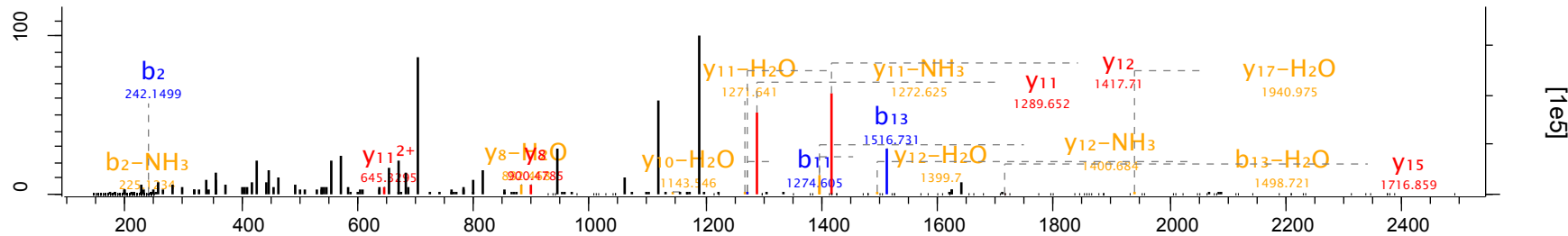
50.83

m/z

1044.53

Gene names

POTED



Raw file

20150226\_Hela\_Top\_opt\_A3\_01\_1593

Scan

38175

Method

TOF; CID

Score

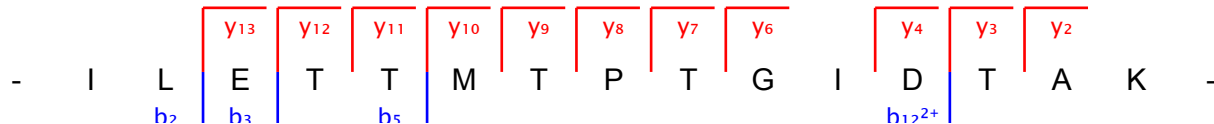
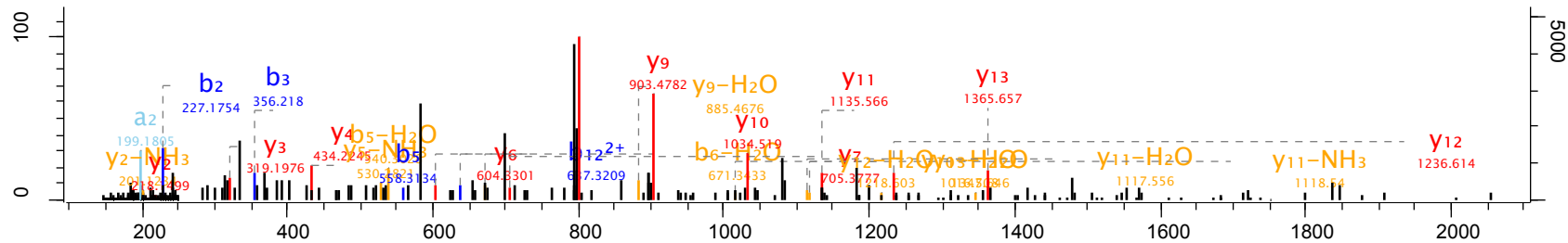
74.97

m/z

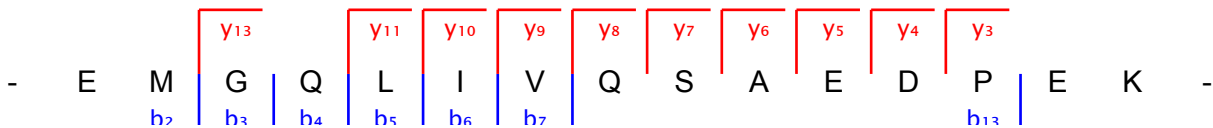
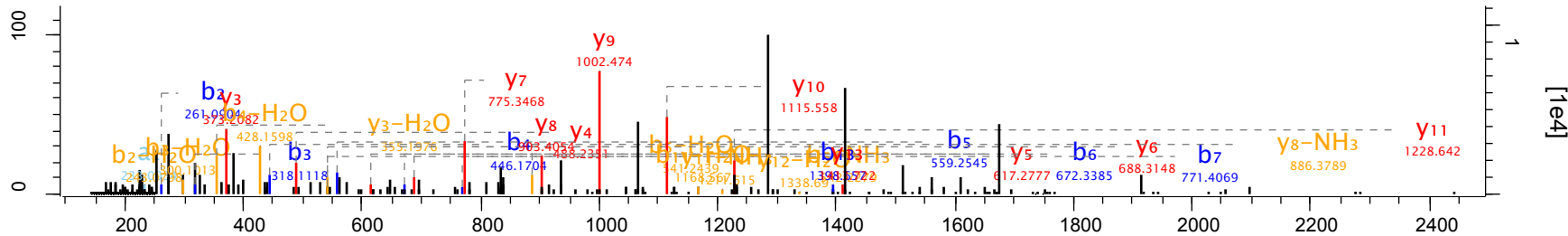
796.42

Gene names

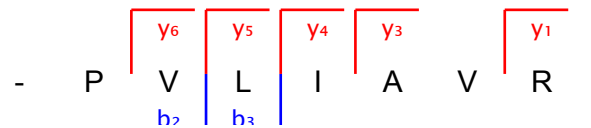
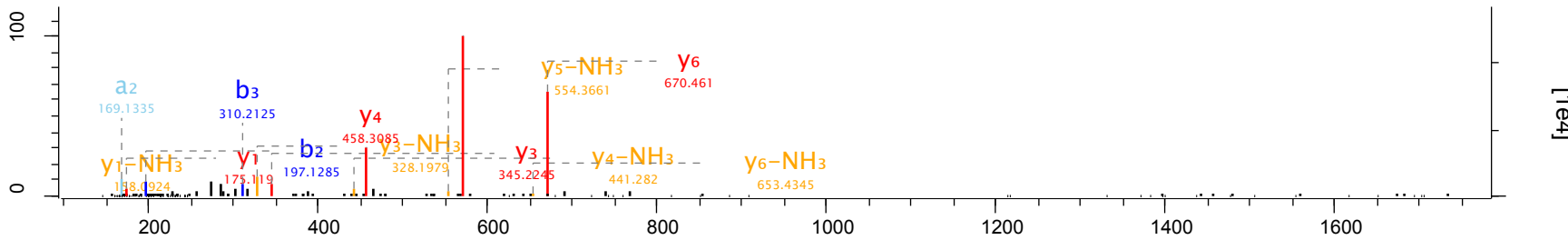
SYNRG



Raw file	Scan	Method	Score	m/z	Gene names
20150226_Hela_Top_opt_A3_01_1593	38544	TOF; CID	79.84	837.41	FAM45A;FAM45B

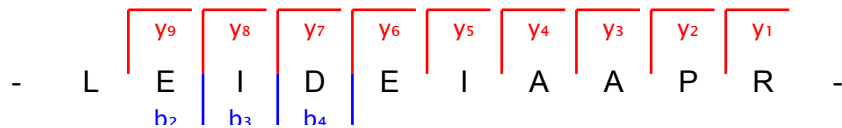
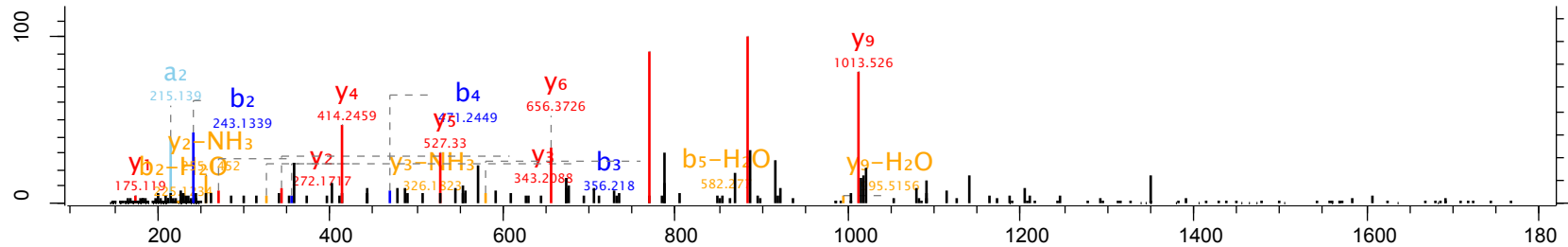


Raw file	Scan	Method	Score	m/z	Gene names
20150226_Hela_Top_opt_A3_01_1593	39636	TOF; CID	106.29	384.26	MYO9A

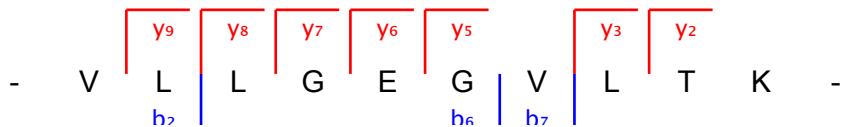
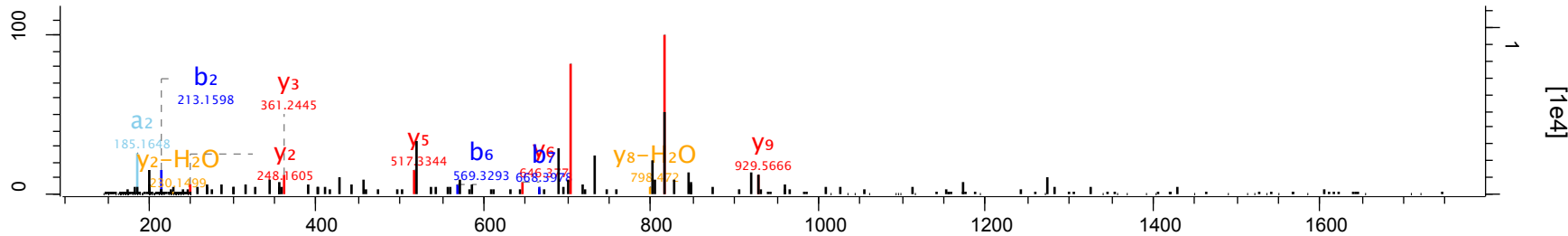




Raw file	Scan	Method	Score	m/z	Gene names
20150226_Hela_Top_opt_A3_01_1593	40243	TOF; CID	62.47	563.81	METTL14



Raw file	Scan	Method	Score	m/z	Gene names
20150226_Hela_Top_opt_A3_01_1593	40282	TOF; CID	62.47	514.83	PLEKHF1



Raw file

20150226\_Hela\_Top\_opt\_A3\_01\_1593

Scan

40552

Method

TOF; CID

Score

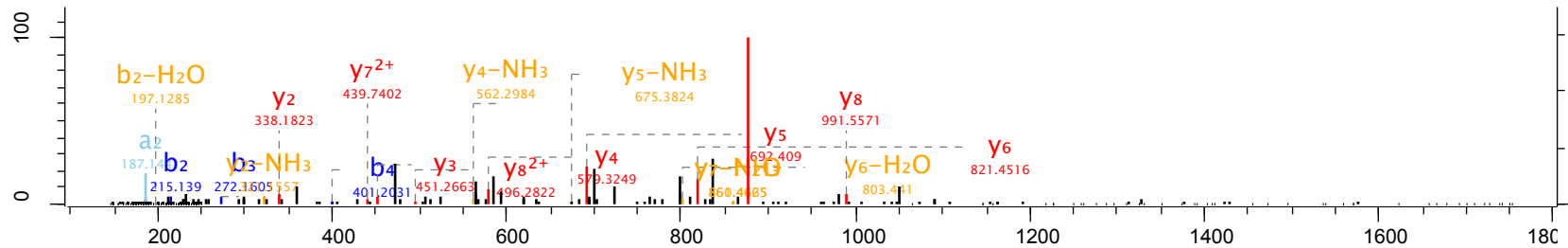
81.97

m/z

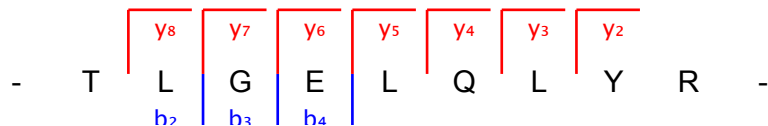
546.81

Gene names

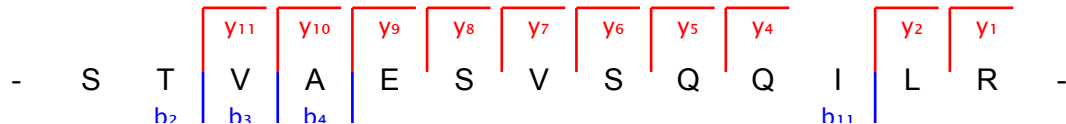
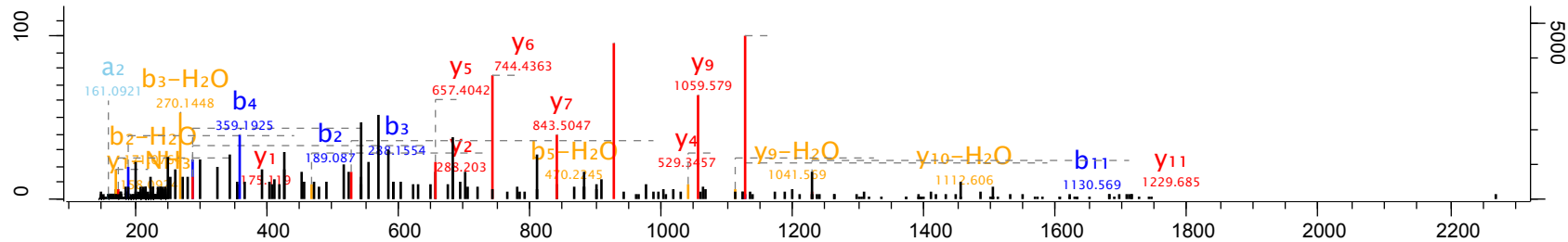
NAB2;NAB1



[1e4]



Raw file	Scan	Method	Score	m/z	Gene names
20150226_Hela_Top_opt_A3_01_1593	41521	TOF; CID	71.88	709.39	RPS19BP1



Raw file

20150226\_Hela\_Top\_opt\_A3\_01\_1593

Scan

41800

Method

TOF; CID

Score


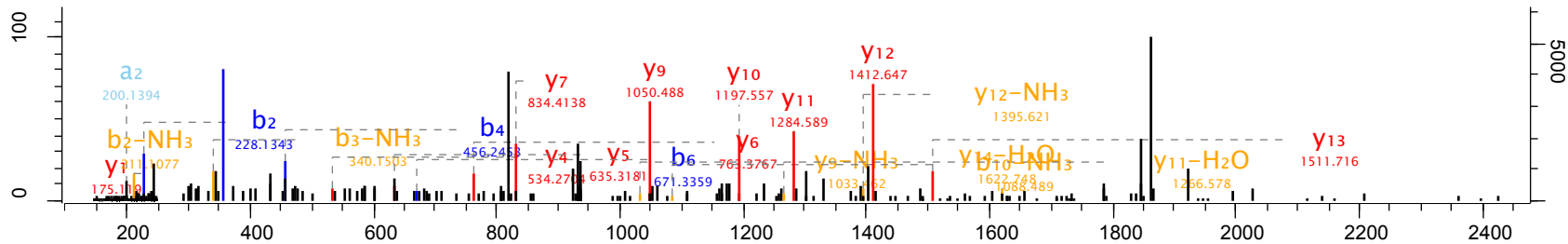
57.53

m/z

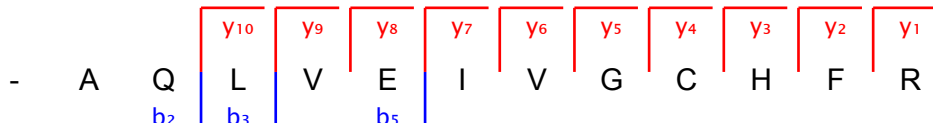
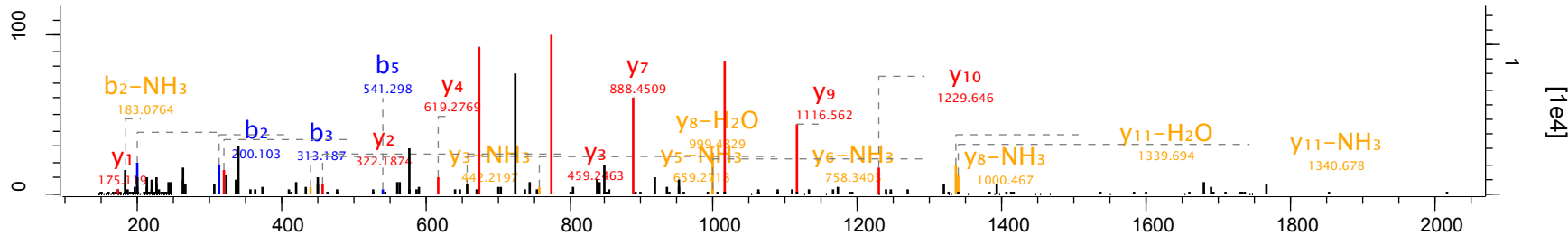
934.96

Gene names

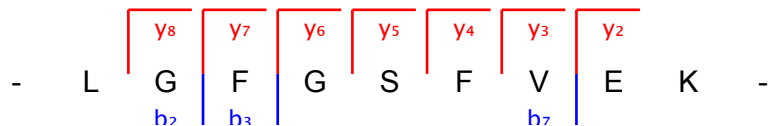
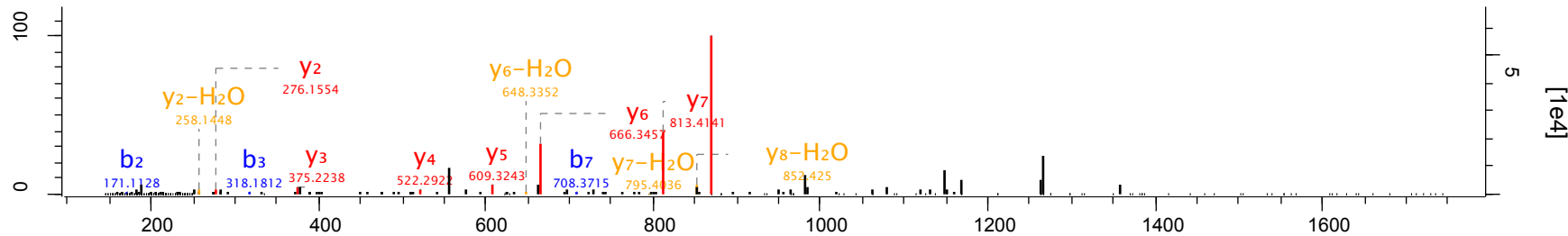
SDCCAG3



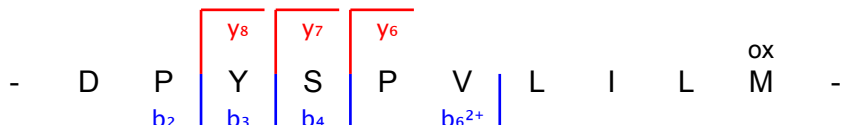
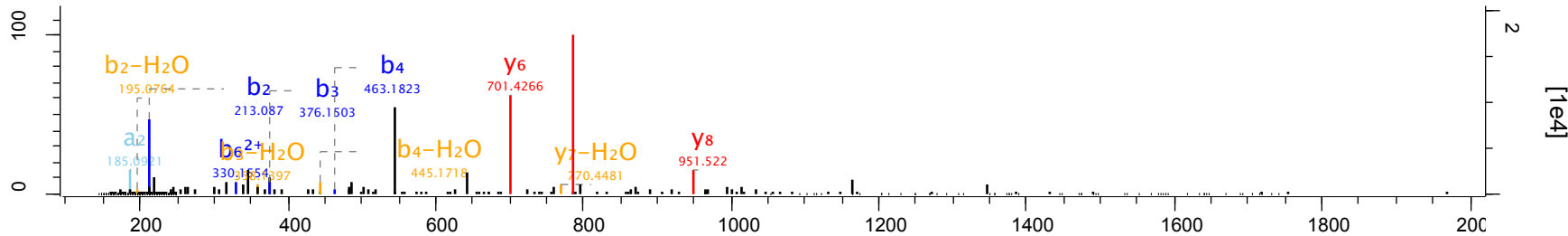
Raw file	Scan	Method	Score	m/z	Gene names
20150226_Hela_Top_opt_A3_01_1593	42012	TOF; CID	93.84	477.26	SAP30



Raw file	Scan	Method	Score	m/z	Gene names
20150226_Hela_Top_opt_A3_01_1593	42630	TOF; CID	58.7	492.77	ITGB6



Raw file	Scan	Method	Score	m/z	Gene names
20150226_Hela_Top_opt_A3_01_1593	43187	TOF; CID	66.69	582.81	NEK5





Raw file

20150226\_Hela\_Top\_opt\_A3\_01\_1593

Scan

45000

Method

TOF; CID

Score

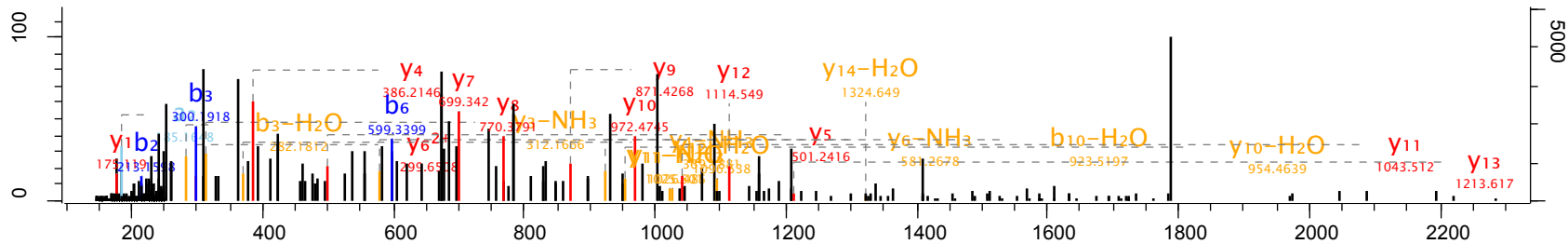
43.38

m/z

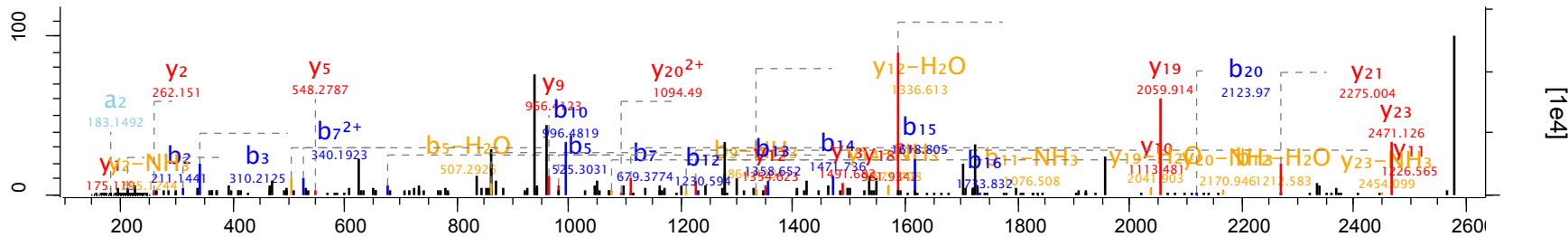
605.33

Gene names

NAA30



Raw file	Scan	Method	Score	m/z	Gene names
20150226_Hela_Top_opt_A3_01_1593	45216	TOF; CID	83.99	862.42	YIF1B



- I P V S Q P G M A D P H Q L F D D T S S A  
 b<sub>2</sub> b<sub>3</sub> b<sub>5</sub> b<sub>7</sub> b<sub>10</sub> b<sub>12</sub> b<sub>13</sub> b<sub>14</sub> b<sub>15</sub> b<sub>16</sub> b<sub>20</sub>  
 y<sub>23</sub> y<sub>21</sub> y<sub>20</sub><sup>2+</sup> y<sub>19</sub> y<sub>18</sub><sup>2+</sup> y<sub>14</sub> y<sub>13</sub> y<sub>12</sub> y<sub>11</sub> y<sub>10</sub> y<sub>9</sub> y<sub>5</sub>

Raw file

20150226\_Hela\_Top\_opt\_A3\_01\_1593

Scan

45304

Method

TOF; CID

Score

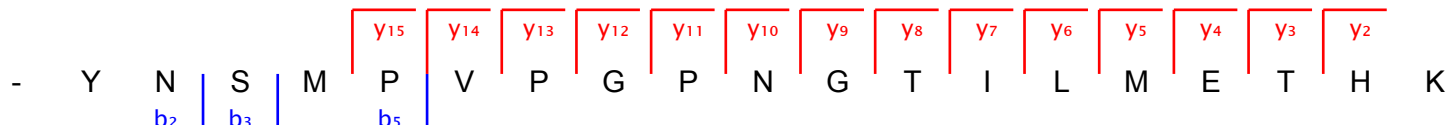
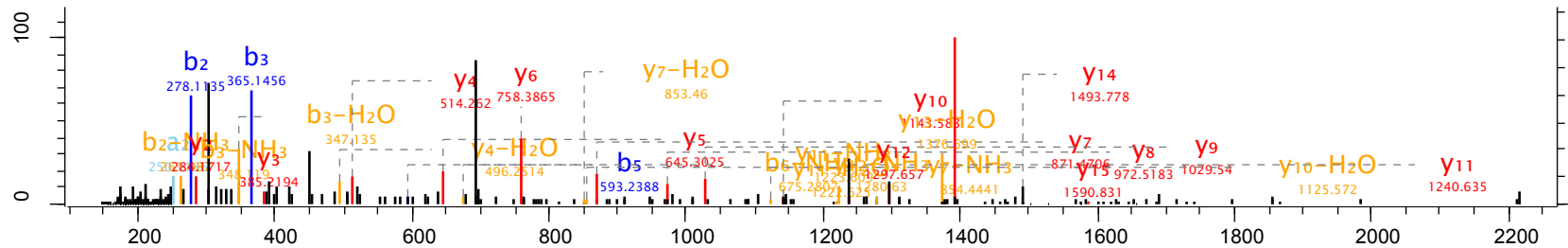
80.59

m/z

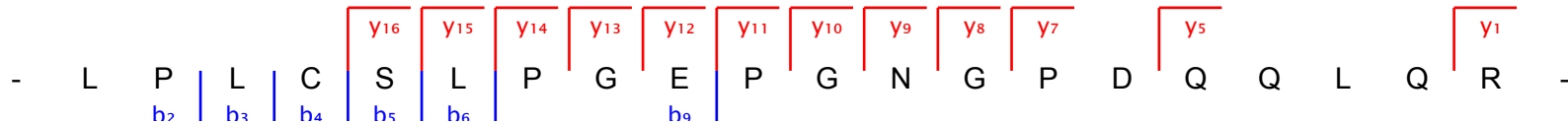
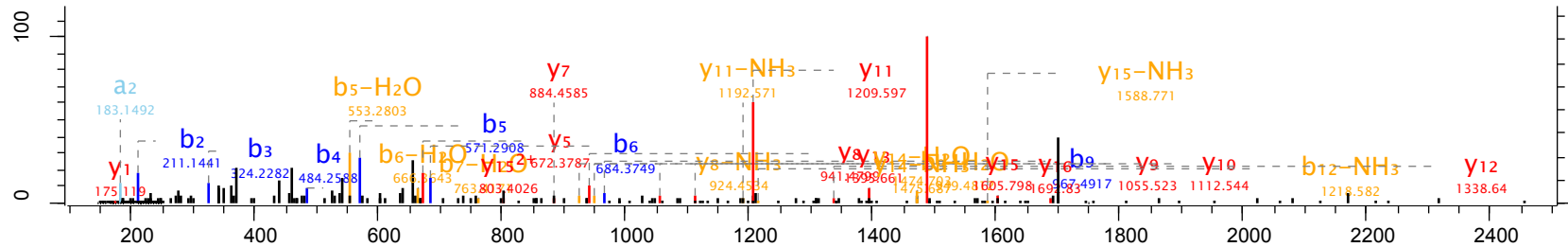
696.35

Gene names

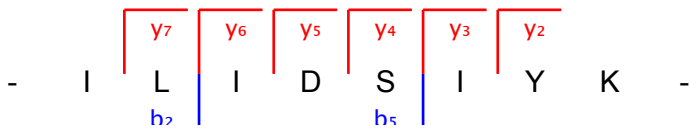
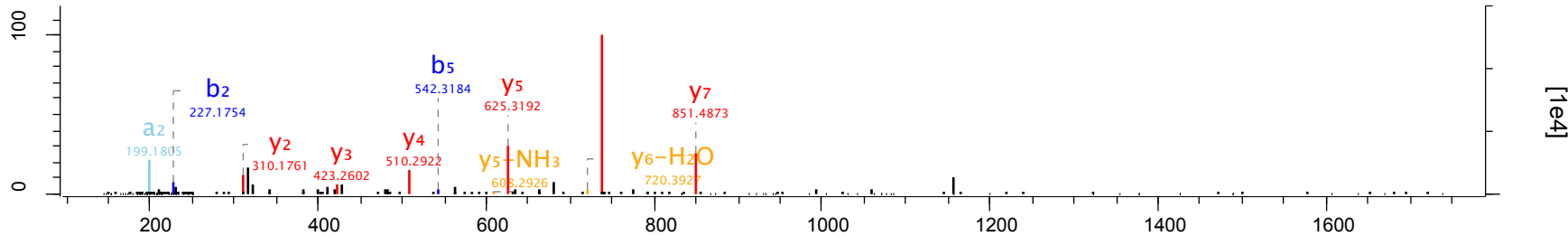
SLC31A1



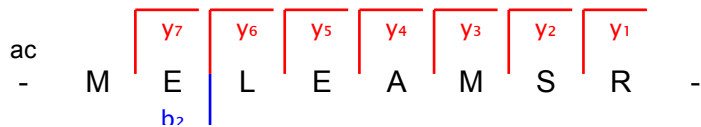
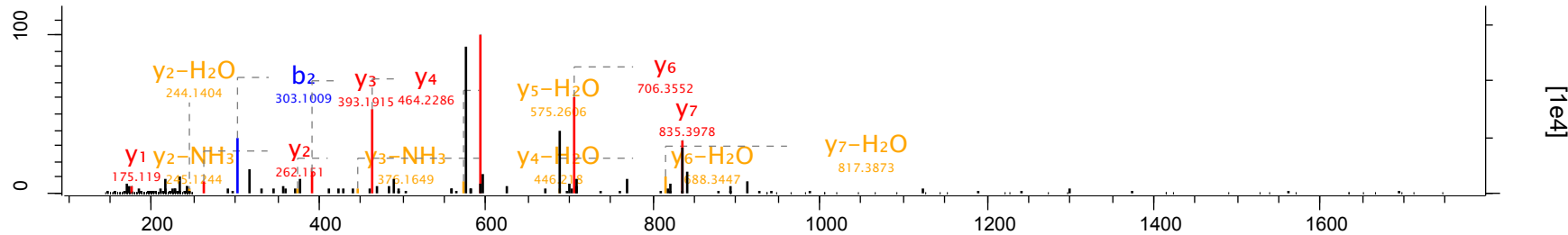
Raw file	Scan	Method	Score	m/z	Gene names
20150226_Hela_Top_opt_A3_01_1593	45993	TOF; CID	101.92	1089.06	ATXN7L3B



Raw file	Scan	Method	Score	m/z	Gene names
20150226_Hela_Top_opt_A3_01_1593	46492	TOF; CID	69.82	482.79	PLCH1



Raw file	Scan	Method	Score	m/z	Gene names
20150226_Hela_Top_opt_A3_01_1593	47961	TOF; CID	76.06	504.73	TMEM258



Raw file

20150226\_Hela\_Top\_opt\_A3\_01\_1593

Scan

48045

Method

TOF; CID

Score

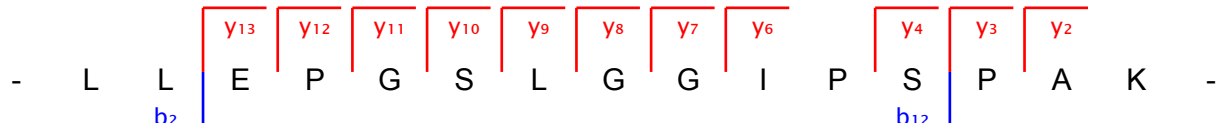
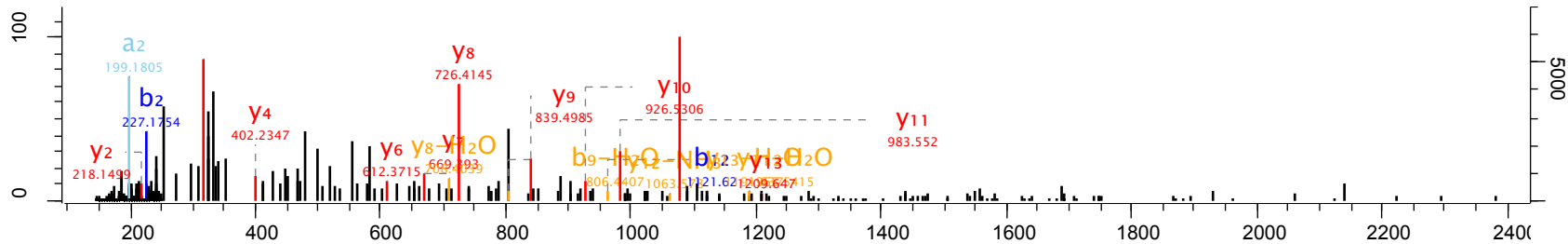
56.51

m/z

718.42

Gene names

TIMM22



Raw file

20150226\_Hela\_Top\_opt\_A3\_01\_1593

Scan

48259

Method

TOF; CID

Score

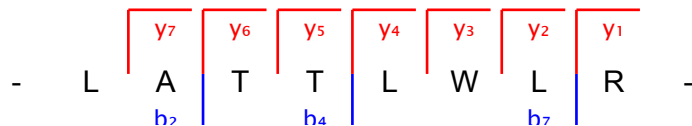
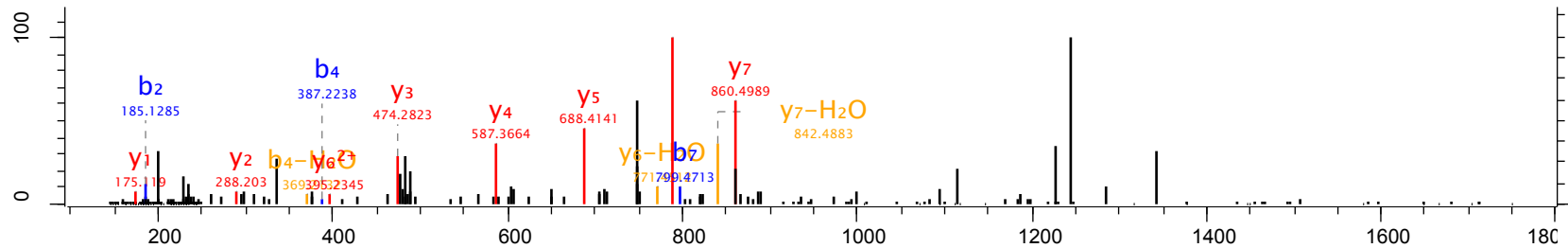
82.28

m/z

487.3

Gene names

FAM134A





Raw file

Scan

Method

Score

m/z

Gene names

20150226\_Hela\_Top\_opt\_A3\_01\_1593

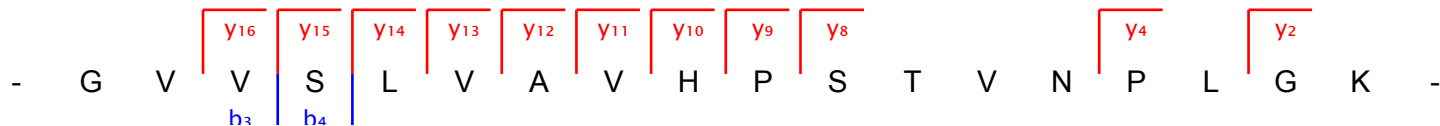
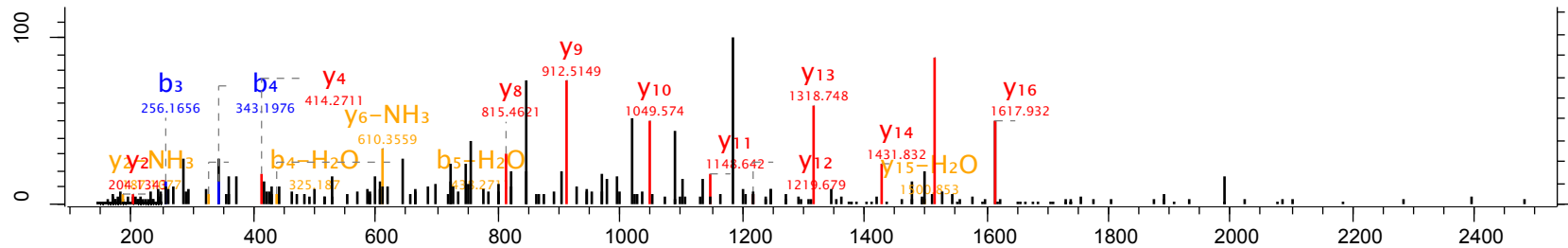
48784

TOF; CID

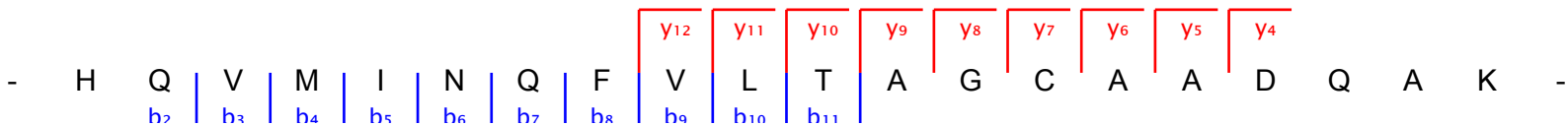
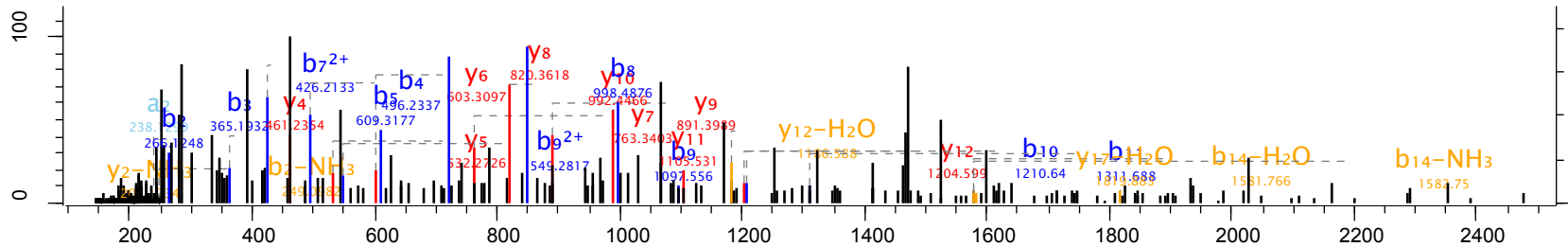
41.51

592.02

TFDP1



Raw file	Scan	Method	Score	m/z	Gene names
20150226_Hela_Top_opt_A3_01_1593	48858	TOF; CID	66.64	735.04	UBALD1



Raw file

20150226\_Hela\_Top\_opt\_A3\_01\_1593

Scan

48930

Method

TOF; CID

Score

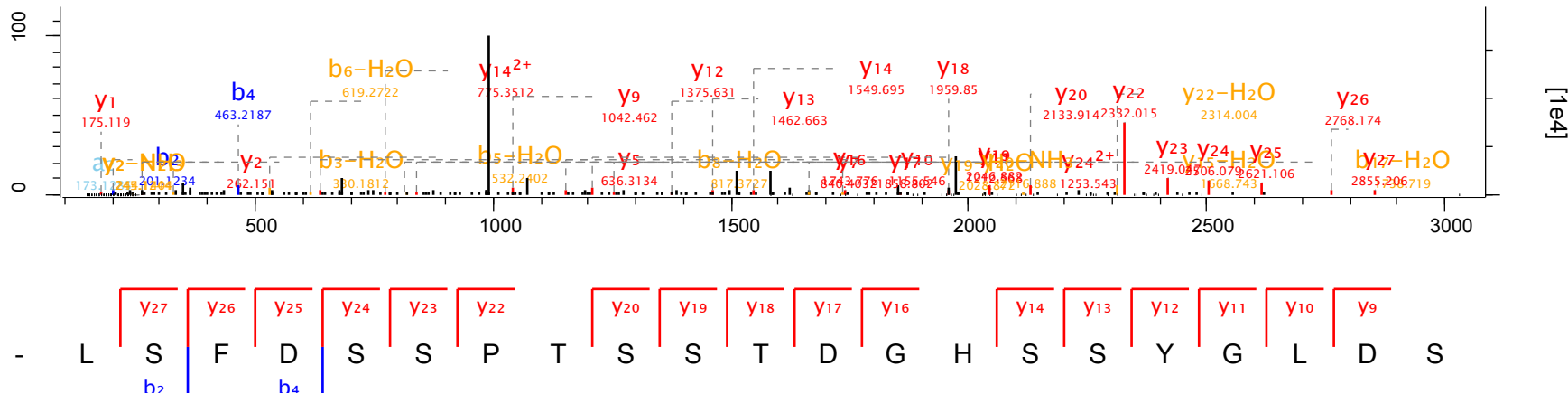
80.73

m/z

990.45

Gene names

CDC42EP1



Raw file

20150226\_Hela\_Top\_opt\_A3\_01\_1593

Scan

49425

Method

TOF; CID

Score

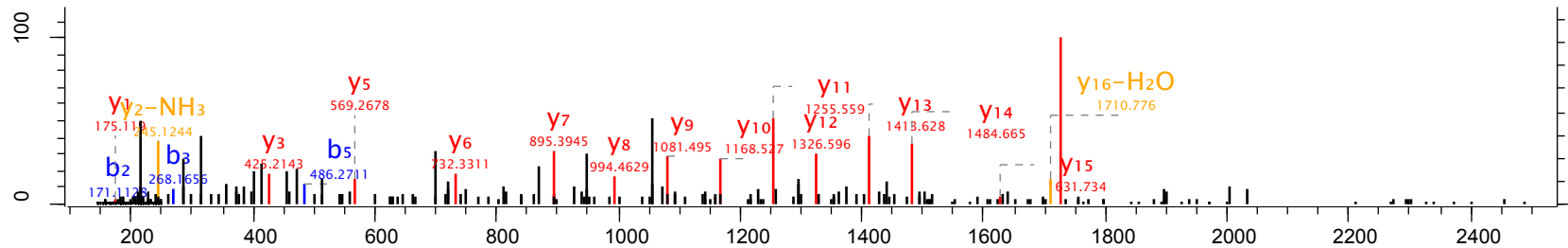
53.55

m/z

950.46

Gene names

NKAP

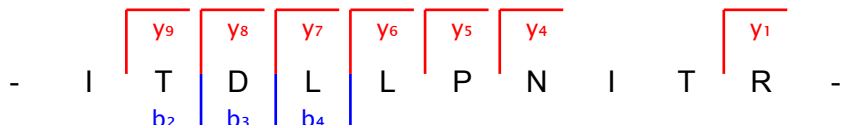
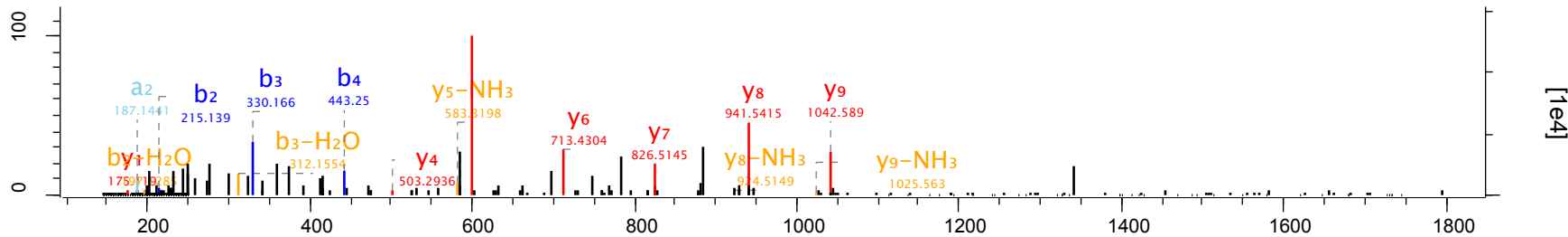


- G I P F A S A S V Y Y G S Y S R -

          b<sub>2</sub>          b<sub>3</sub>          b<sub>5</sub>

                  y<sub>16</sub>  y<sub>15</sub>  y<sub>14</sub>  y<sub>13</sub>  y<sub>12</sub>  y<sub>11</sub>  y<sub>10</sub>  y<sub>9</sub>  y<sub>8</sub>  y<sub>7</sub>  y<sub>6</sub>  y<sub>5</sub>          y<sub>3</sub>          y<sub>1</sub>

Raw file	Scan	Method	Score	m/z	Gene names
20150226_Hela_Top_opt_A3_01_1593	49448	TOF; CID	55.72	578.35	RFT1



Raw file

20150226\_Hela\_Top\_opt\_A3\_01\_1593

Scan

50268

Method

TOF; CID

Score

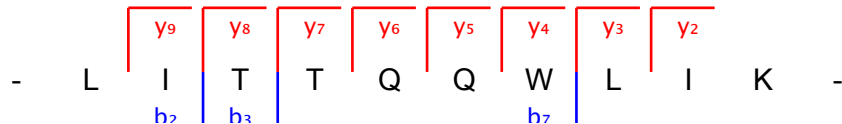
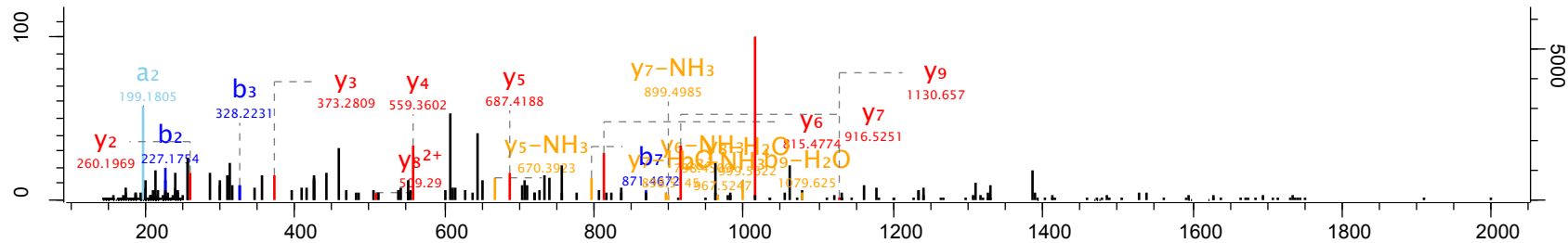
96.34

m/z

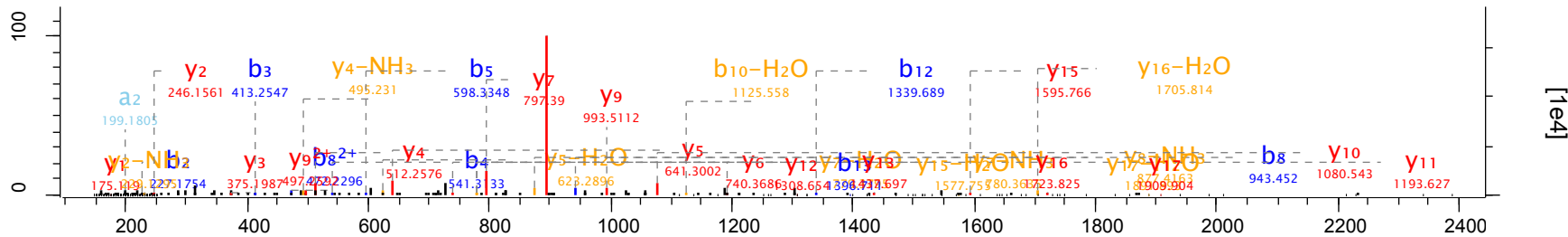
622.38

Gene names

MT-ATP6



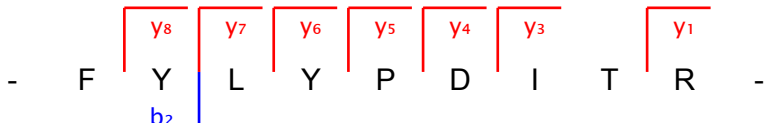
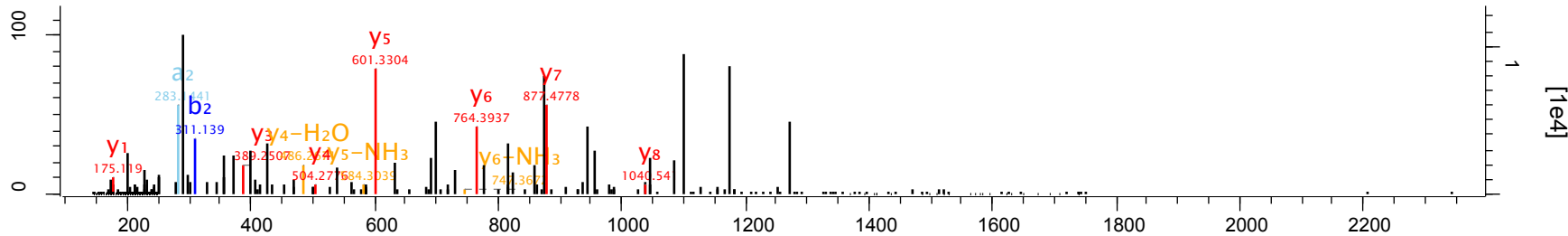
Raw file	Scan	Method	Score	m/z	Gene names
20150226_Hela_Top_opt_A3_01_1593	51798	TOF; CID	88.45	713.04	PDE6D



- I L W Q G T E D L S V P G V E H E A R -  
 b<sub>2</sub> b<sub>3</sub> b<sub>4</sub> b<sub>5</sub> b<sub>8</sub> b<sub>12</sub> b<sub>13</sub>

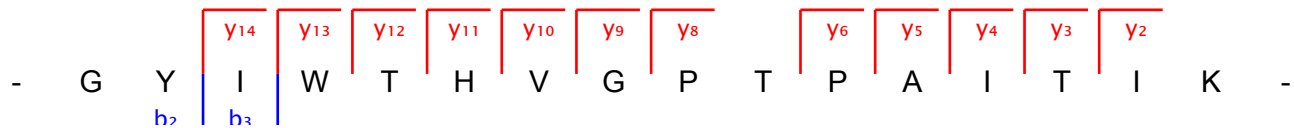
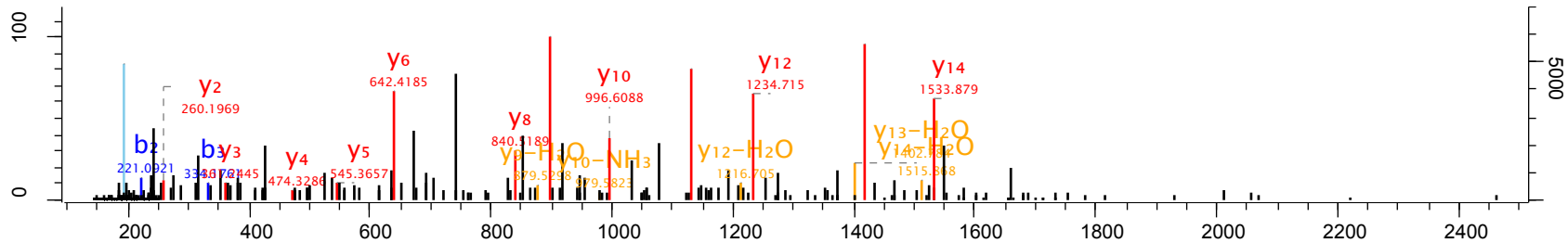
y<sub>17</sub> y<sub>16</sub> y<sub>15</sub> y<sub>13</sub> y<sub>12</sub> y<sub>11</sub> y<sub>10</sub> y<sub>9</sub> y<sub>8</sub> y<sub>7</sub> y<sub>6</sub> y<sub>5</sub> y<sub>4</sub> y<sub>3</sub> y<sub>2</sub> y<sub>1</sub>

Raw file	Scan	Method	Score	m/z	Gene names
20150226_Hela_Top_opt_A3_01_1593	51816	TOF; CID	61.78	594.31	SLC6A6





Raw file	Scan	Method	Score	m/z	Gene names
20150226_Hela_Top_opt_A3_01_1593	51842	TOF; CID	75.91	585.34	GATAD1



Raw file

20150226\_Hela\_Top\_opt\_A3\_01\_1593

Scan

52203

Method

TOF; CID

Score

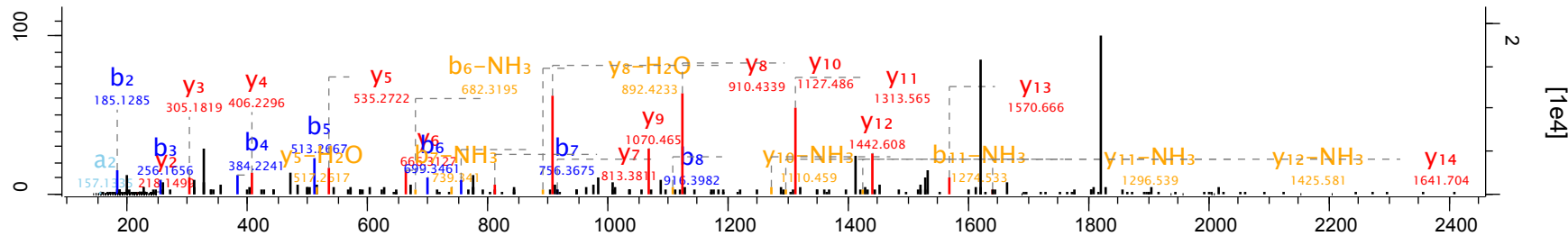
109.04

m/z

914.43

Gene names

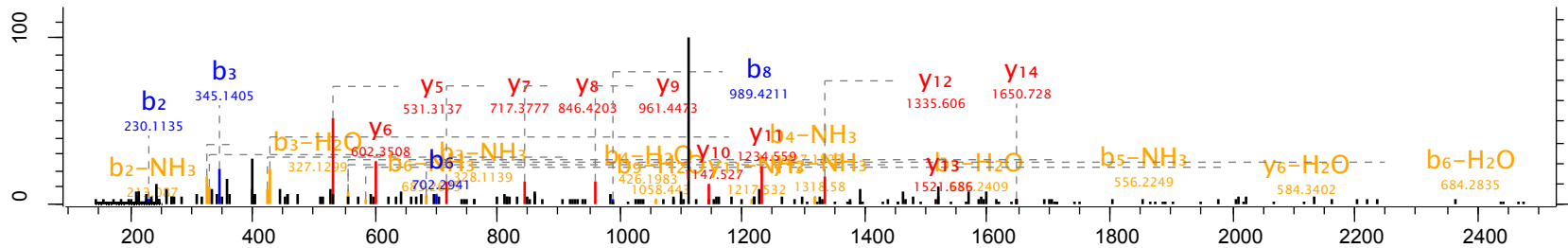
RAP2C



- A L A Q E W G C P F M E T S A K -

b<sub>2</sub> y<sub>14</sub> y<sub>13</sub> y<sub>12</sub> y<sub>11</sub> y<sub>10</sub> y<sub>9</sub> y<sub>8</sub> y<sub>7</sub> y<sub>6</sub> y<sub>5</sub> y<sub>4</sub> y<sub>3</sub> y<sub>2</sub>  
b<sub>3</sub> b<sub>4</sub> b<sub>5</sub> b<sub>6</sub> b<sub>7</sub> b<sub>8</sub>

Raw file	Scan	Method	Score	m/z	Gene names
20150226_Hela_Top_opt_A3_01_1593	52472	TOF; CID	62.62	1112.51	EBAG9



Protein sequence: - Q T D V E E W T S W D E D A P T S V K -

Fragmentation sites (b and y ions) are indicated by vertical lines and brackets below the sequence:

- b<sub>2</sub> (blue) at T
- b<sub>3</sub> (blue) at D
- b<sub>6</sub> (blue) at E
- b<sub>8</sub> (blue) at T
- y<sub>5</sub> (red) between E and W
- y<sub>6</sub> (red) between A and P
- y<sub>7</sub> (red) between D and E
- y<sub>8</sub> (red) between E and D
- y<sub>9</sub> (red) between W and D
- y<sub>10</sub> (red) between S and W
- y<sub>11</sub> (red) between T and S
- y<sub>12</sub> (red) between W and T
- y<sub>13</sub> (red) between E and W
- y<sub>14</sub> (red) between E and E

Raw file

20150226\_Hela\_Top\_opt\_A3\_01\_1593

Scan

53372

Method

TOF; CID

Score

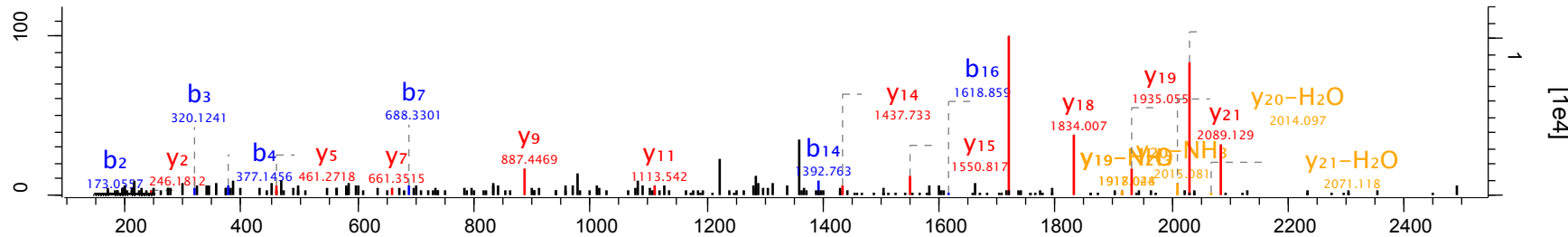
49.27

m/z

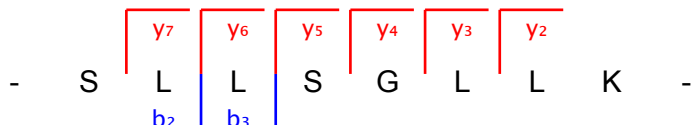
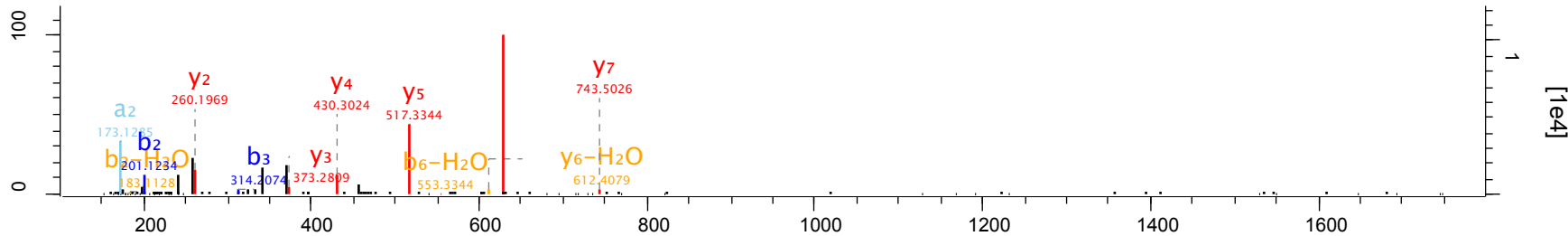
803.43

Gene names

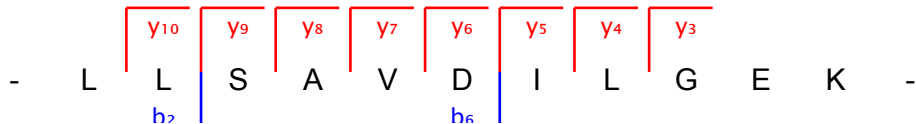
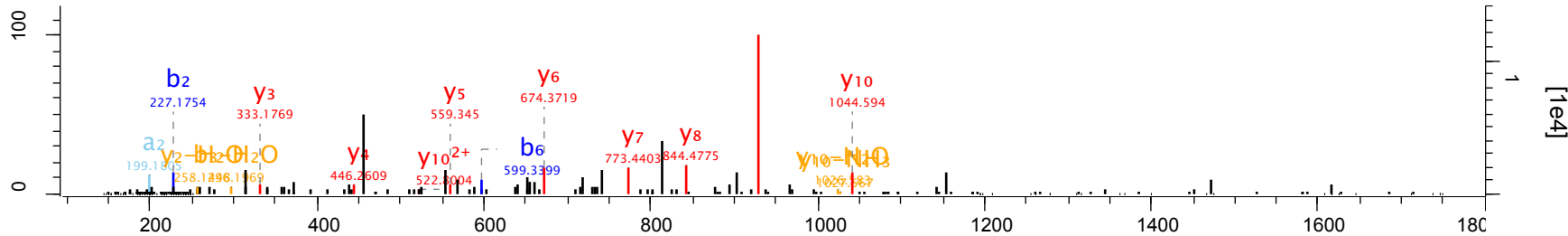
MEF2D



Raw file	Scan	Method	Score	m/z	Gene names
20150226_Hela_Top_opt_A3_01_1593	54545	TOF; CID	69.82	415.77	AKT1



Raw file	Scan	Method	Score	m/z	Gene names
20150226_Hela_Top_opt_A3_01_1593	54672	TOF; CID	57.17	579.34	WRN



Raw file

20150226\_Hela\_Top\_opt\_A3\_01\_1593

Scan

54707

Method

TOF; CID

Score

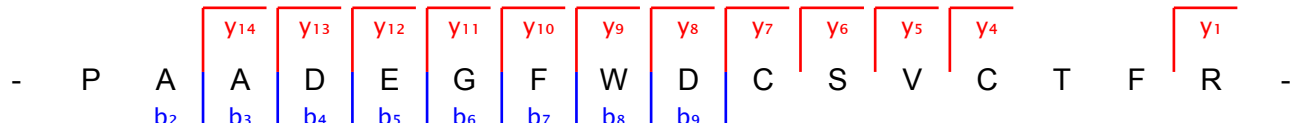
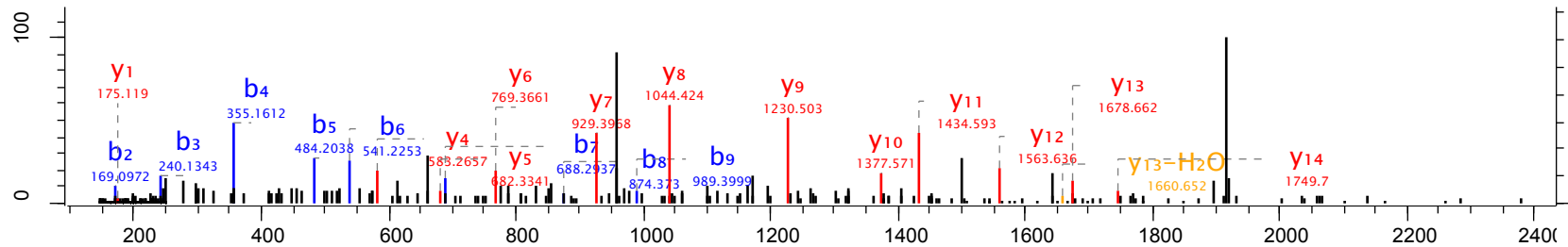
87.43

m/z

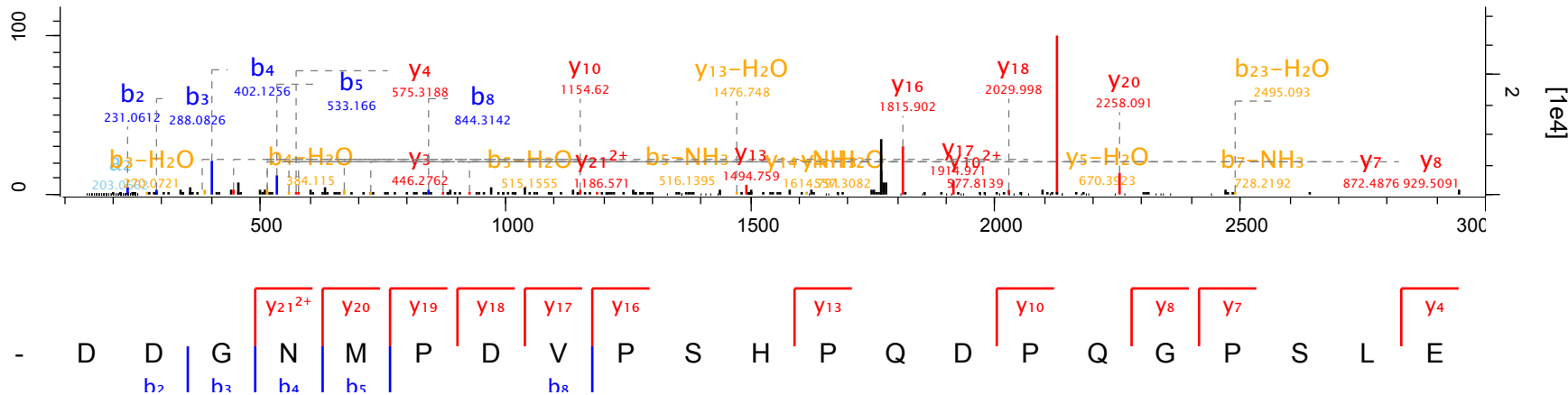
959.91

Gene names

RYBP



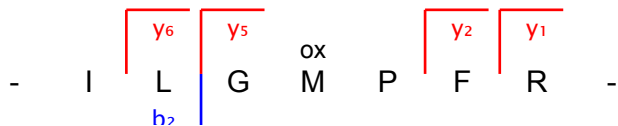
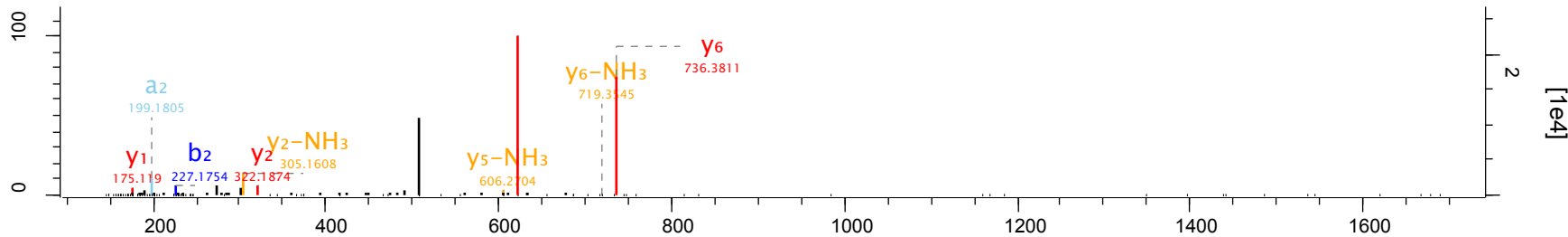
Raw file	Scan	Method	Score	m/z	Gene names
20150226_Hela_Top_opt_A3_01_1593	55766	TOF; CID	50.27	887.75	NDUFA3



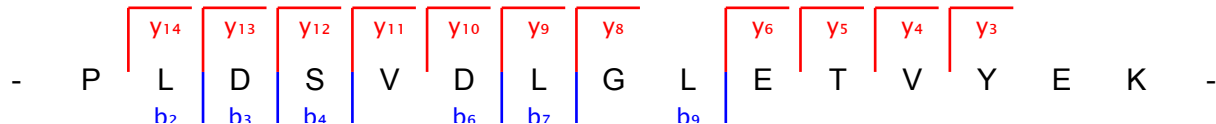
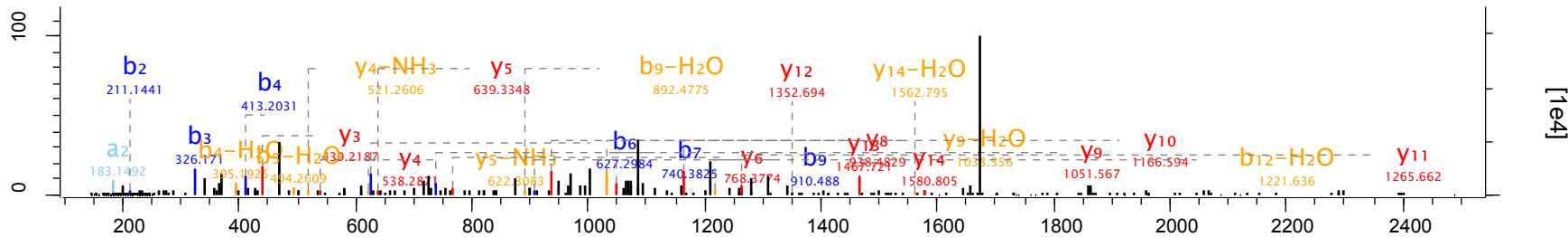


Raw file Scan Method Score m/z Gene names

20150226\_Hela\_Top\_opt\_A3\_01\_1593 56075 TOF; CID 80.38 425.74 PRAMEF6;PRAMEF23;PRAMEF5;PRAMEF9;PRAMEF11;PRAMEF4;PRAMEF26



Raw file	Scan	Method	Score	m/z	Gene names
20150226_Hela_Top_opt_A3_01_1593	56734	TOF; CID	81.53	839.44	MUL1



Raw file

20150226\_Hela\_Top\_opt\_A3\_01\_1593

Scan

57383

Method

TOF; CID

Score

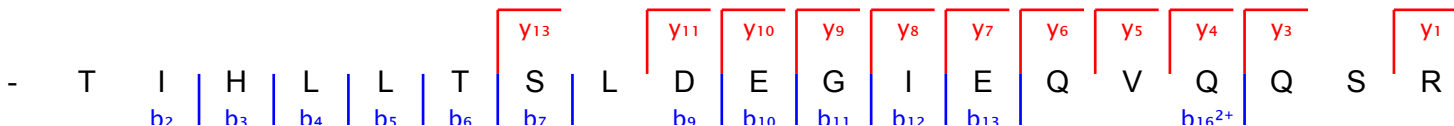
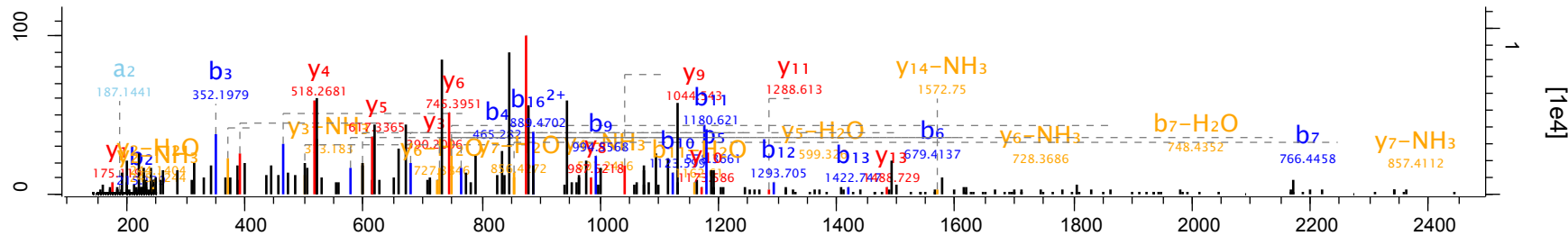
83.39

m/z

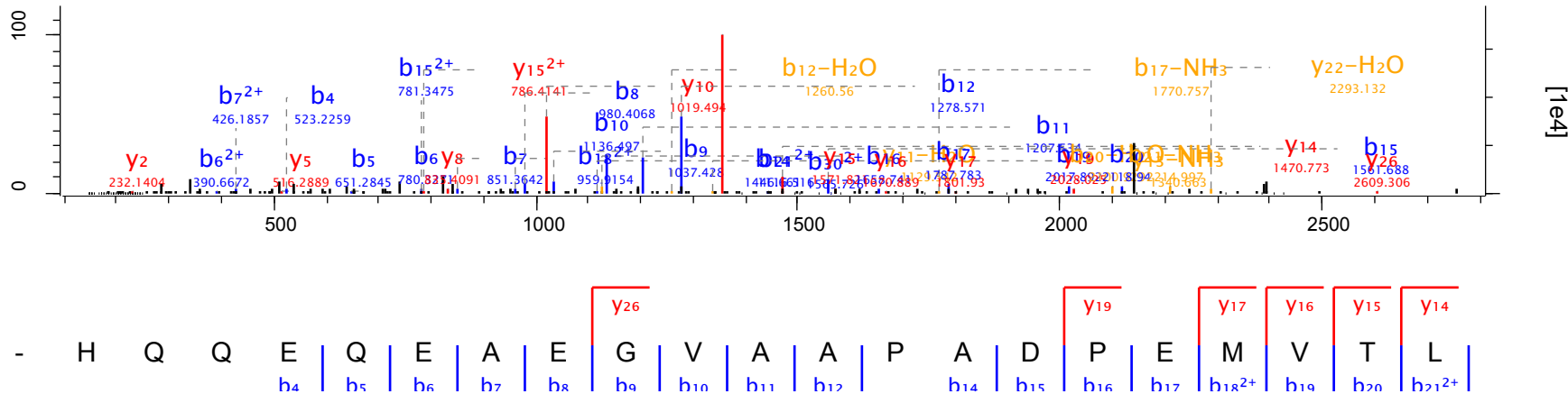
723.06

Gene names

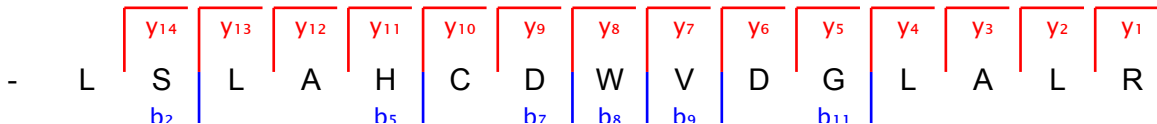
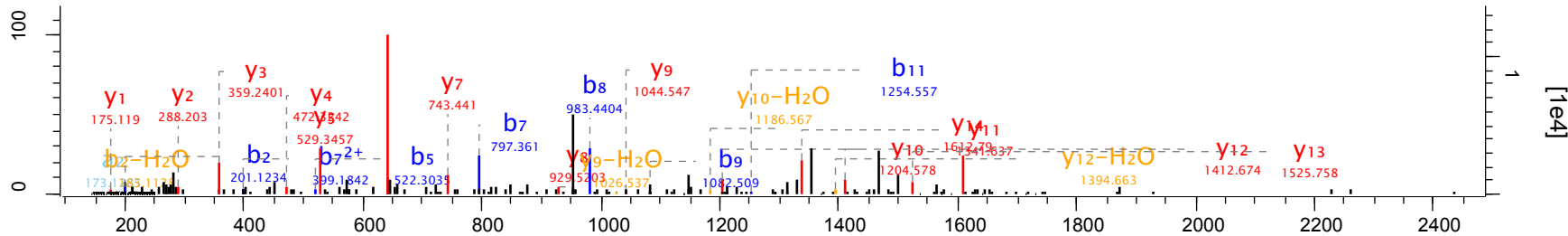
MITD1



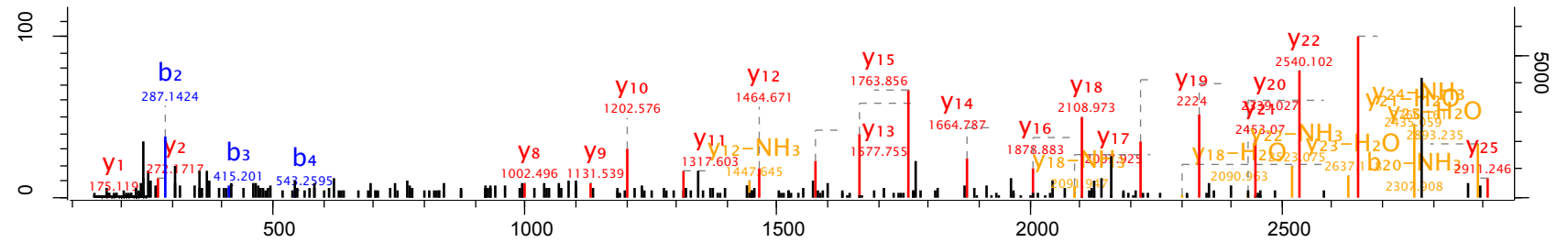
Raw file	Scan	Method	Score	m/z	Gene names
20150226_Hela_Top_opt_A3_01_1593	57812	TOF; CID	81.72	1197.59	BAK1



Raw file	Scan	Method	Score	m/z	Gene names
20150226_Hela_Top_opt_A3_01_1593	57822	TOF; CID	61.87	575.97	FBXL15



Raw file	Scan	Method	Score	m/z	Gene names
20150226_Hela_Top_opt_A3_01_1593	58360	TOF; CID	85.19	1066.81	TVP23B;TVP23C



ac

- M L Q Q D S N D D T E D V S L F D A E E E

h<sub>2</sub> h<sub>3</sub> h<sub>4</sub>

y<sub>25</sub> y<sub>23</sub> y<sub>22</sub> y<sub>21</sub> y<sub>20</sub> y<sub>19</sub> y<sub>18</sub> y<sub>17</sub> y<sub>16</sub> y<sub>15</sub> y<sub>14</sub> y<sub>13</sub> y<sub>12</sub> y<sub>11</sub> y<sub>10</sub> y<sub>9</sub> y<sub>8</sub>

Raw file

20150226\_Hela\_Top\_opt\_A3\_01\_1593

Scan

59325

Method

TOF; CID

Score

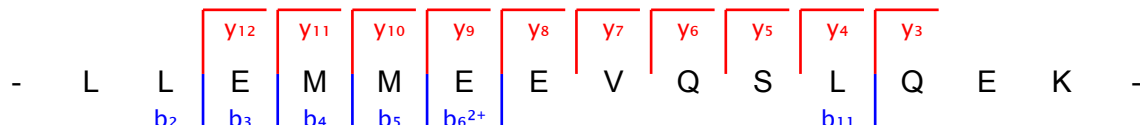
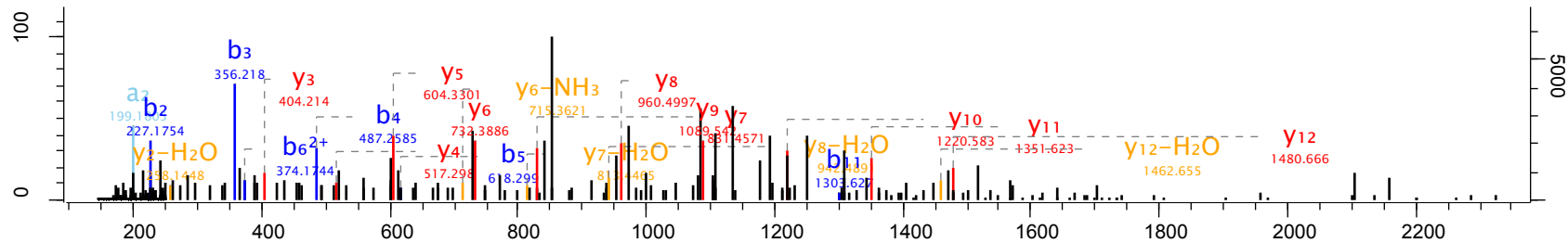
93.48

m/z

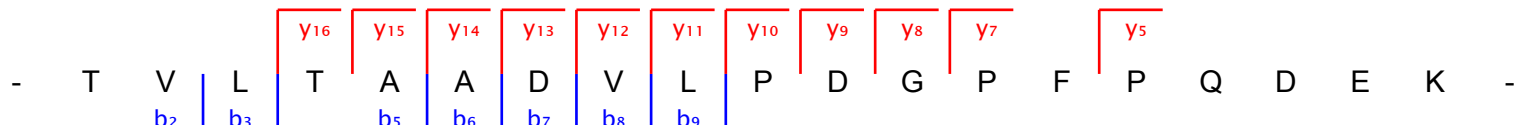
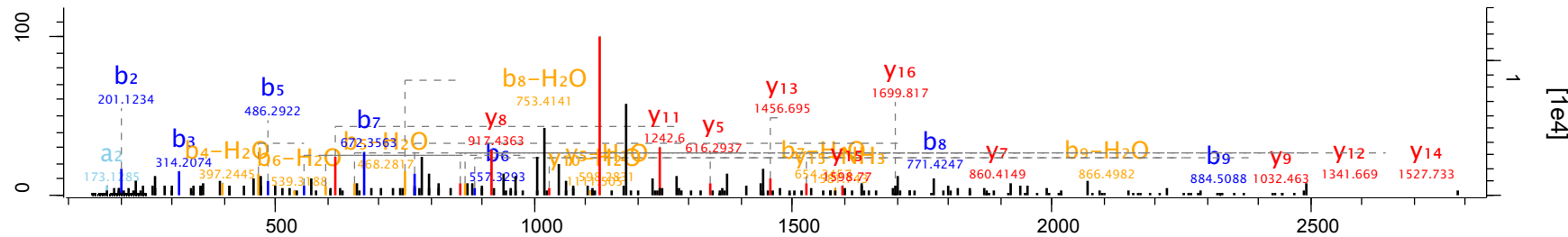
853.93

Gene names

MTMR12



Raw file	Scan	Method	Score	m/z	Gene names
20150226_Hela_Top_opt_A3_01_1593	60357	TOF; CID	85.2	1007.48	CCDC134





Raw file

20150226\_Hela\_Top\_opt\_A3\_01\_1593

Scan

60880

Method

TOF; CID

Score

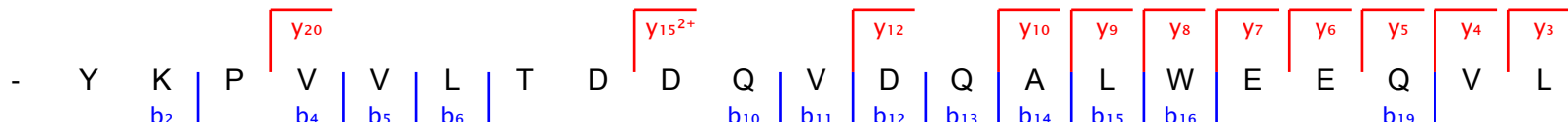
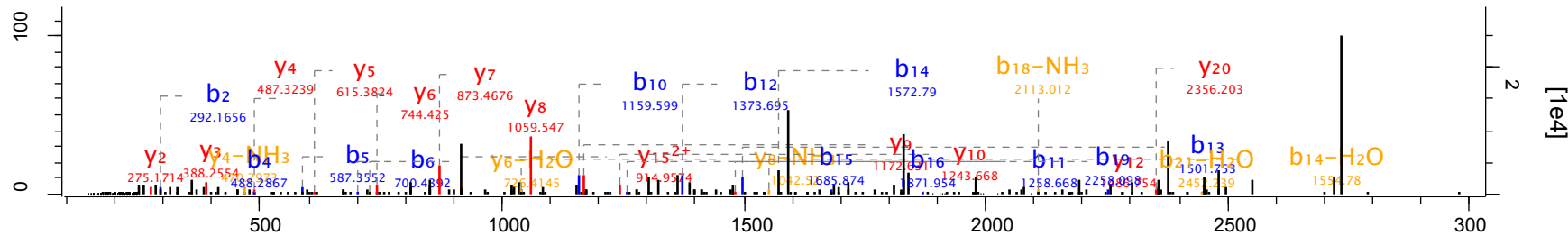
70.39

m/z

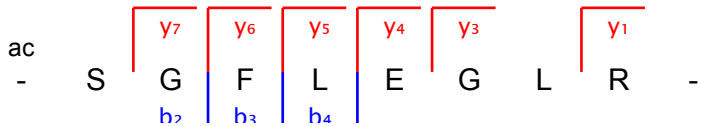
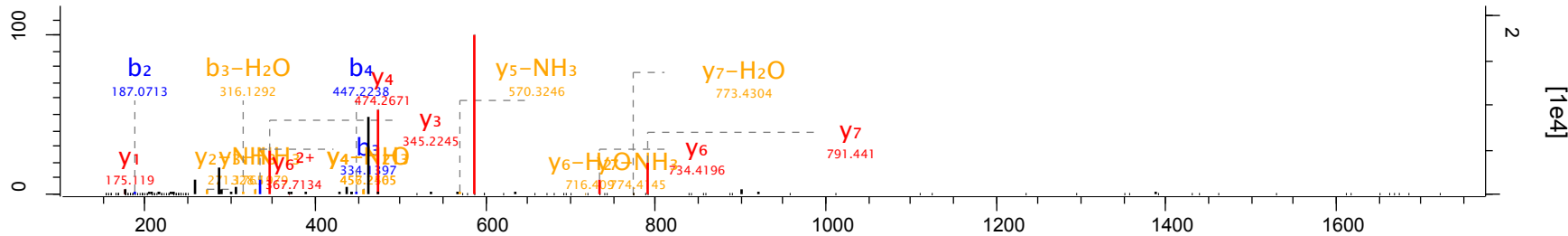
915.82

Gene names

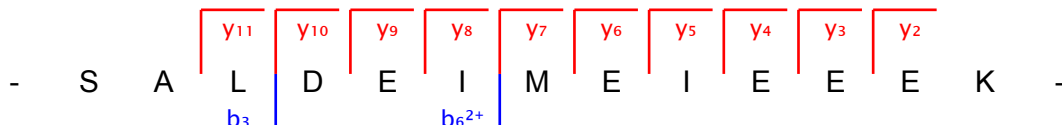
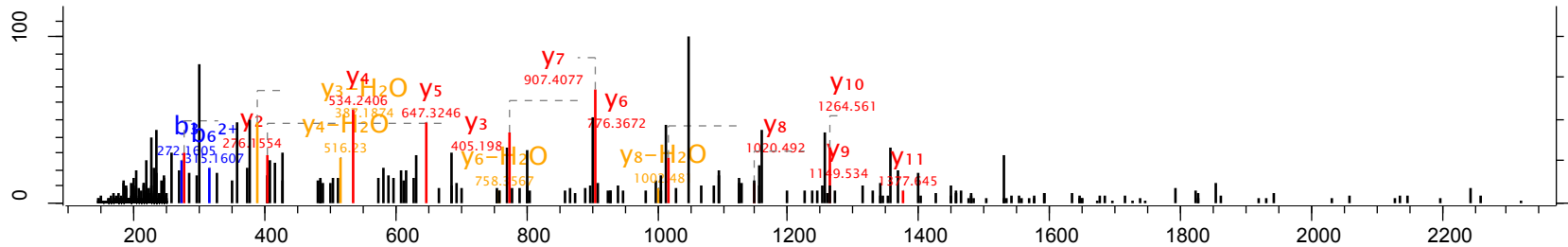
C19orf52



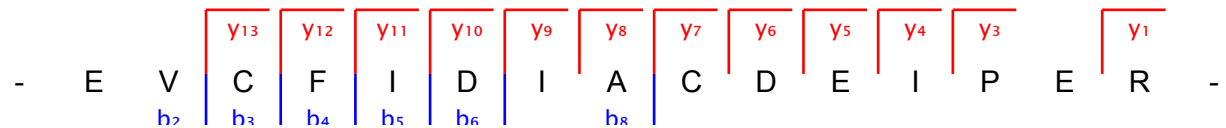
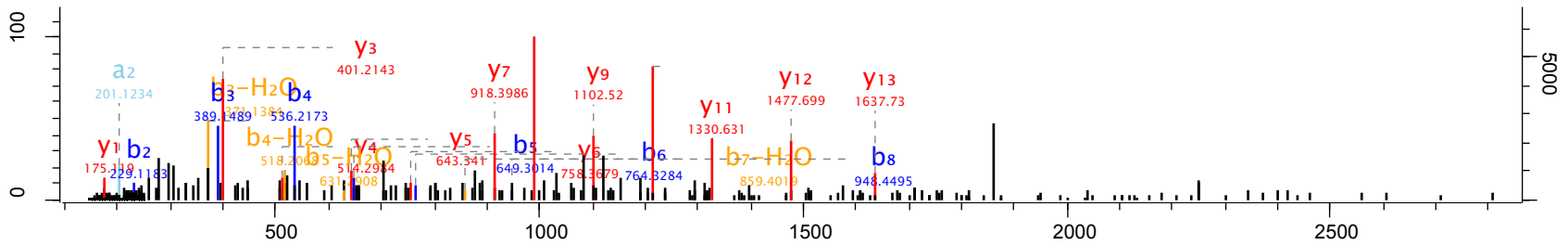
Raw file	Scan	Method	Score	m/z	Gene names
20150226_Hela_Top_opt_A3_01_1593	61565	TOF; CID	91.78	460.75	TMEM50A



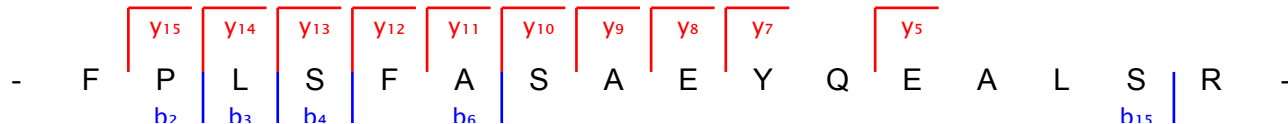
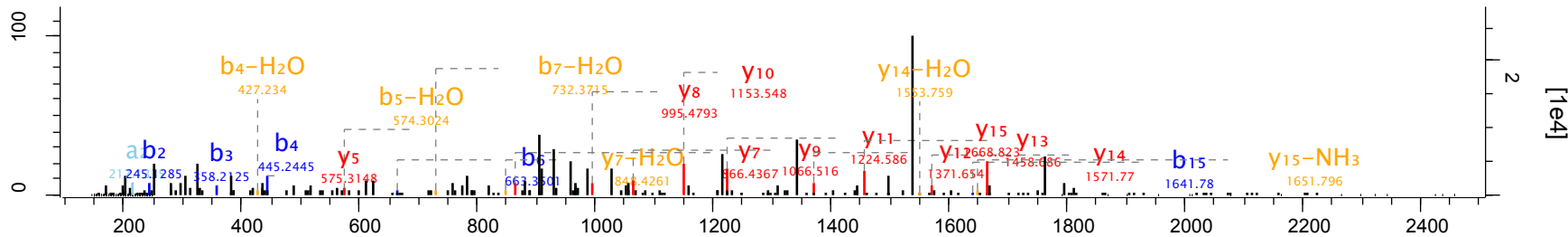
Raw file	Scan	Method	Score	m/z	Gene names
20150226_Hela_Top_opt_A3_01_1593	61666	TOF; CID	57.41	768.37	KIN



Raw file	Scan	Method	Score	m/z	Gene names
20150226_Hela_Top_opt_A3_01_1593	61743	TOF; CID	100.43	933.43	PITPNC1



Raw file	Scan	Method	Score	m/z	Gene names
20150226_Hela_Top_opt_A3_01_1593	62374	TOF; CID	58.46	908.46	GALNS



Raw file

20150226\_Hela\_Top\_opt\_A3\_01\_1593

Scan

62654

Method

TOF; CID

Score

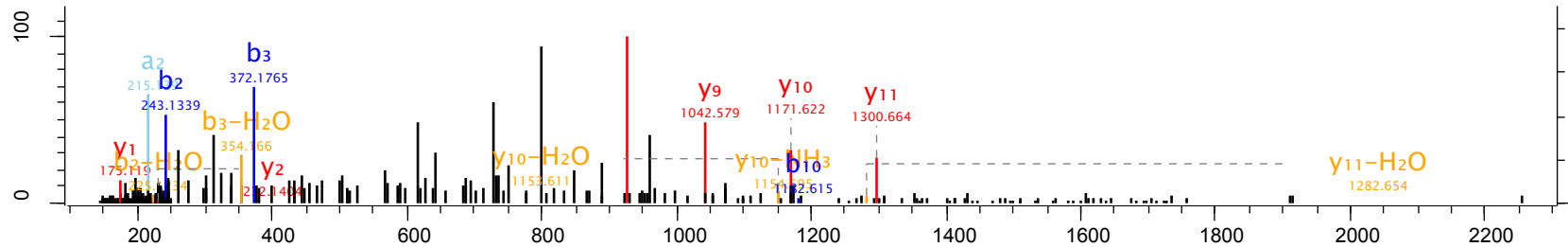
65.18

m/z

707.39

Gene names

TEX11



Raw file

20150226\_Hela\_Top\_opt\_A3\_01\_1593

Scan

63291

Method

TOF; CID

Score

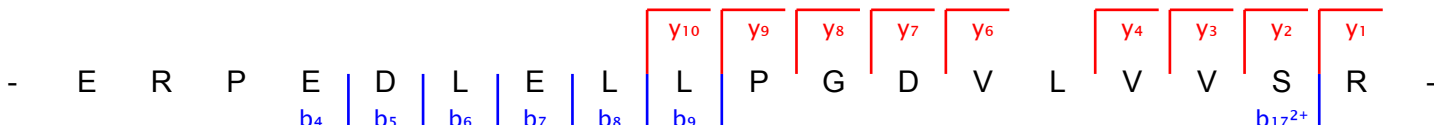
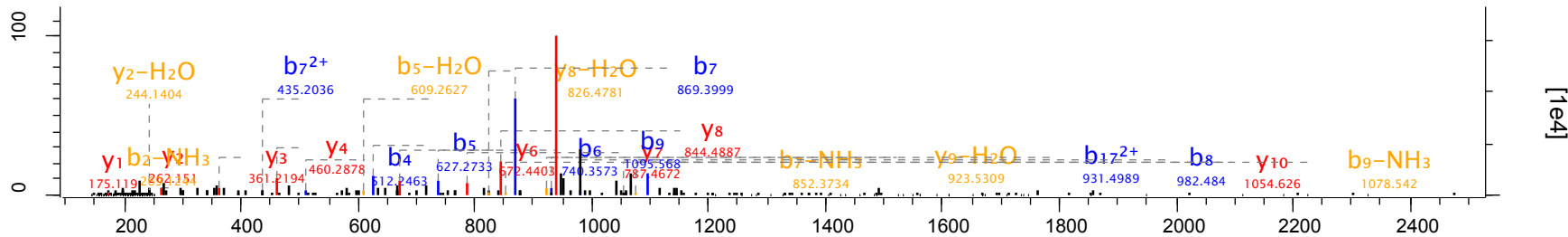
43.7

m/z

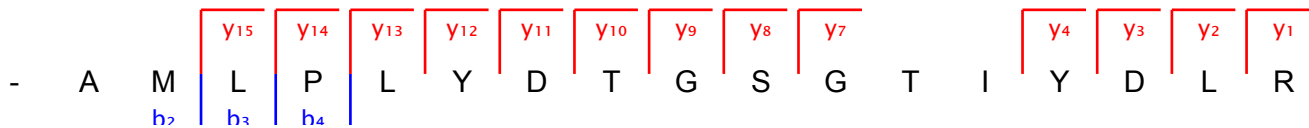
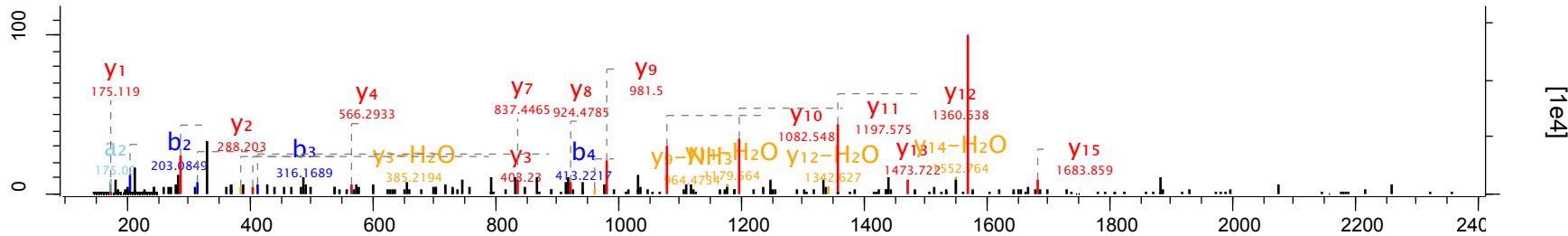
679.38

Gene names

PIK3R2



Raw file	Scan	Method	Score	m/z	Gene names
20150226_Hela_Top_opt_A3_01_1593	64406	TOF; CID	88.39	943.48	GLCE







Raw file

20150226\_Hela\_Top\_opt\_A3\_01\_1593

Scan

64711

Method

TOF; CID

Score

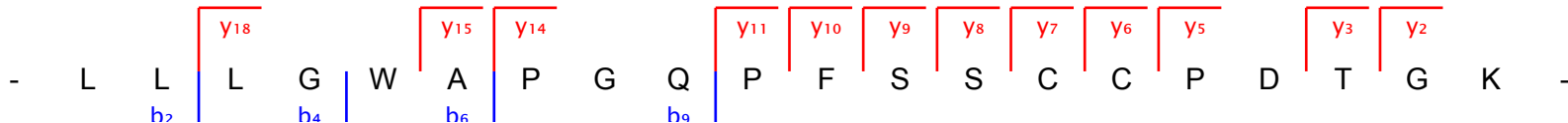
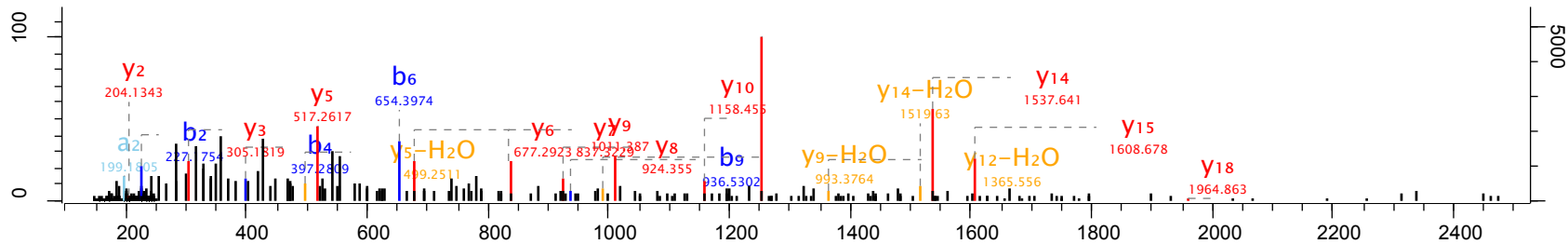
56.71

m/z

1096.53

Gene names

DPH2



Raw file

20150226\_Hela\_Top\_opt\_A3\_01\_1593

Scan

64974

Method

TOF; CID

Score

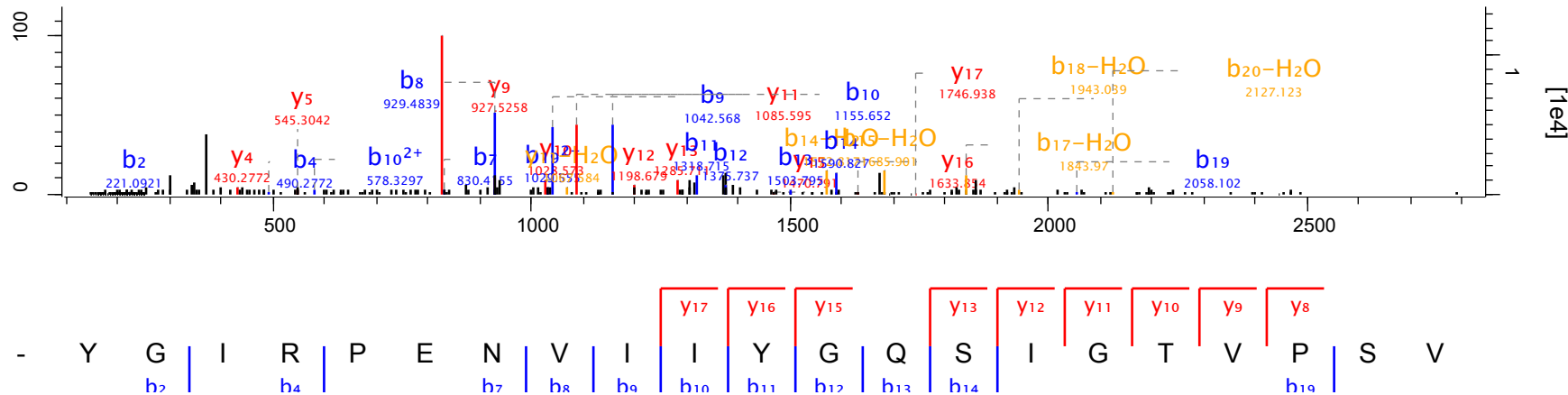
59.37

m/z

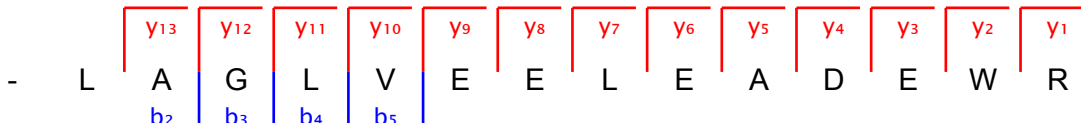
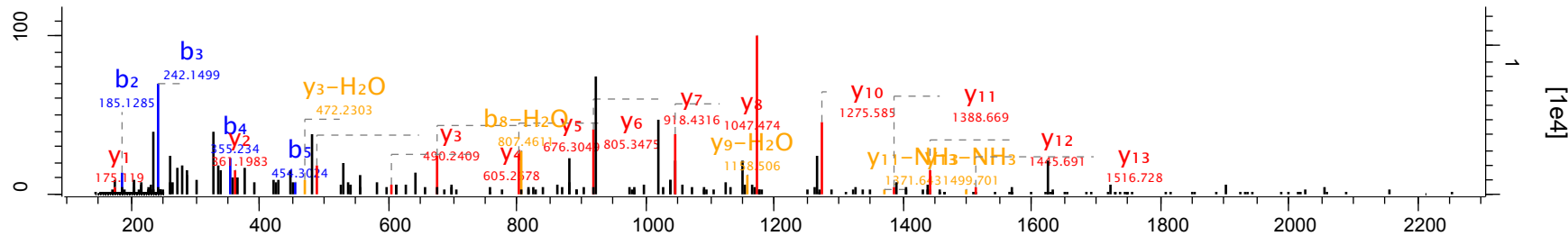
930.51

Gene names

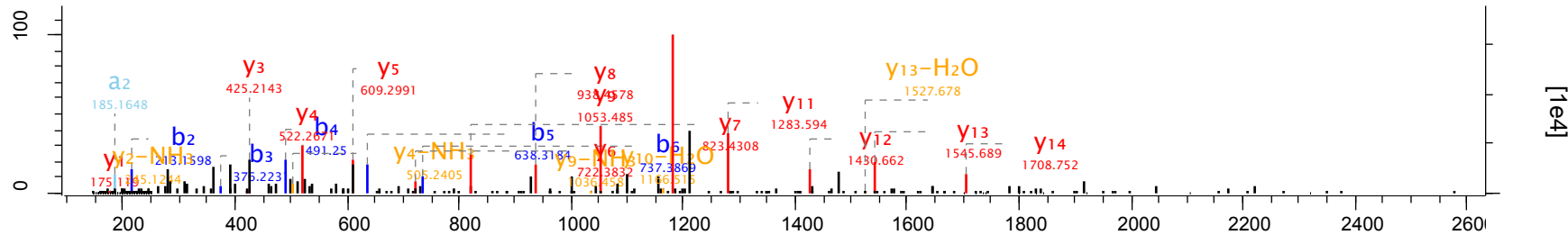
ABHD17B



Raw file	Scan	Method	Score	m/z	Gene names
20150226_Hela_Top_opt_A3_01_1593	65073	TOF; CID	82.65	815.92	ANAPC16

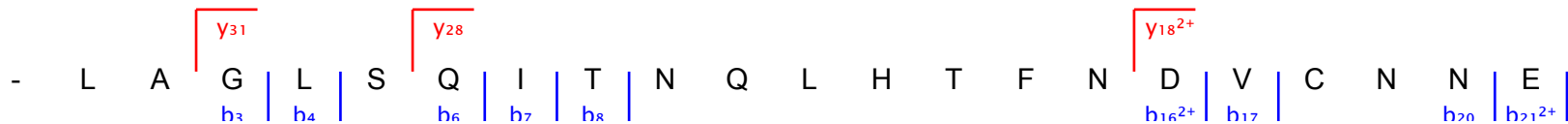
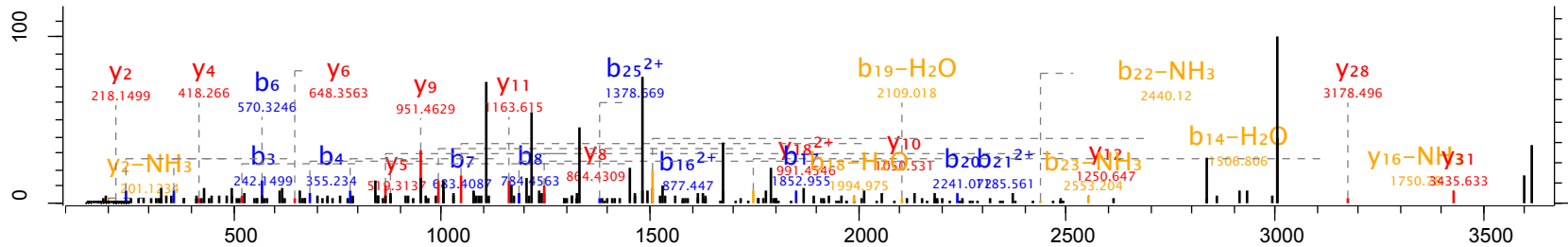


Raw file	Scan	Method	Score	m/z	Gene names
20150226_Hela_Top_opt_A3_01_1593	65180	TOF; CID	79.84	961.47	DEGS1



- V L Y D F V M D D T I S P Y S R -  
 b<sub>2</sub> b<sub>3</sub> b<sub>4</sub> b<sub>5</sub> b<sub>6</sub>  
 y<sub>14</sub> y<sub>13</sub> y<sub>12</sub> y<sub>11</sub> y<sub>10</sub> y<sub>9</sub> y<sub>8</sub> y<sub>7</sub> y<sub>6</sub> y<sub>5</sub> y<sub>4</sub> y<sub>3</sub> y<sub>1</sub>

Raw file	Scan	Method	Score	m/z	Gene names
20150226_Hela_Top_opt_A3_01_1593	65414	TOF; CID	36.17	1207.6	USP34



Raw file

20150226\_Hela\_Top\_opt\_A3\_01\_1593

Scan

66533

Method

TOF; CID

Score

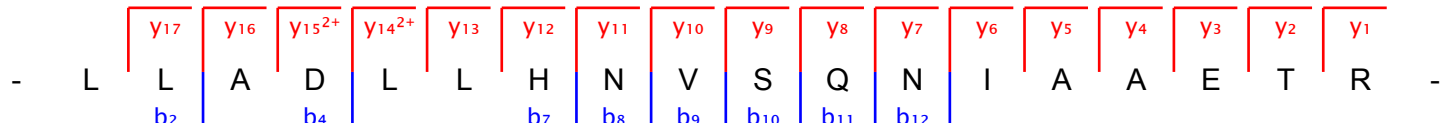
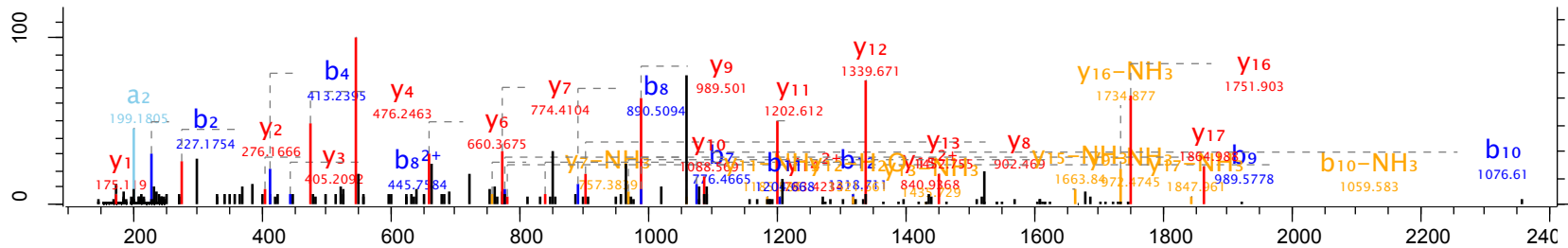
125.23

m/z

660.37

Gene names

DFFB



Raw file

Scan

Method

Score

m/z

Gene names

20150226\_Hela\_Top\_opt\_A3\_01\_1593

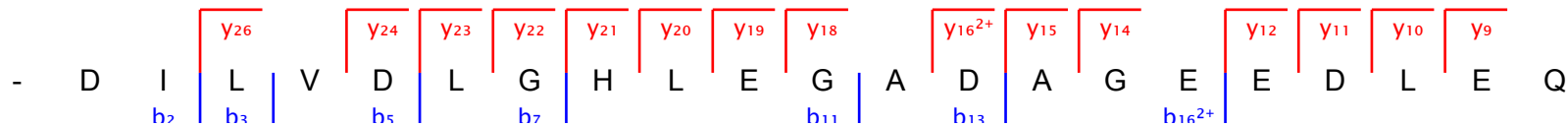
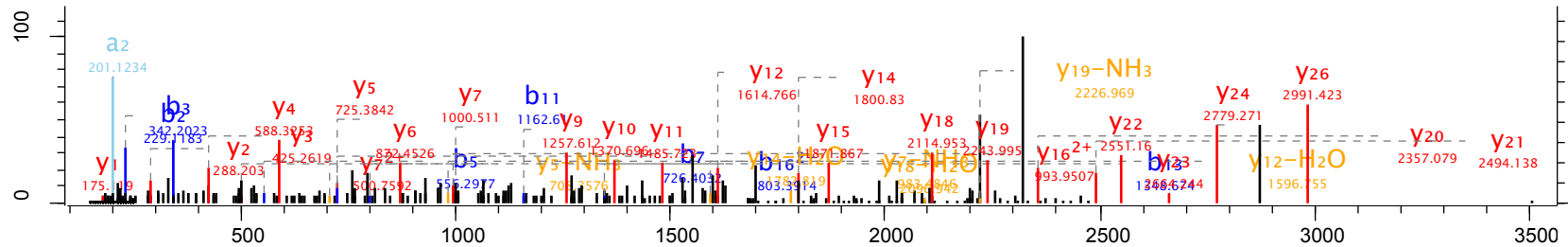
66693

TOF; CID

87.74

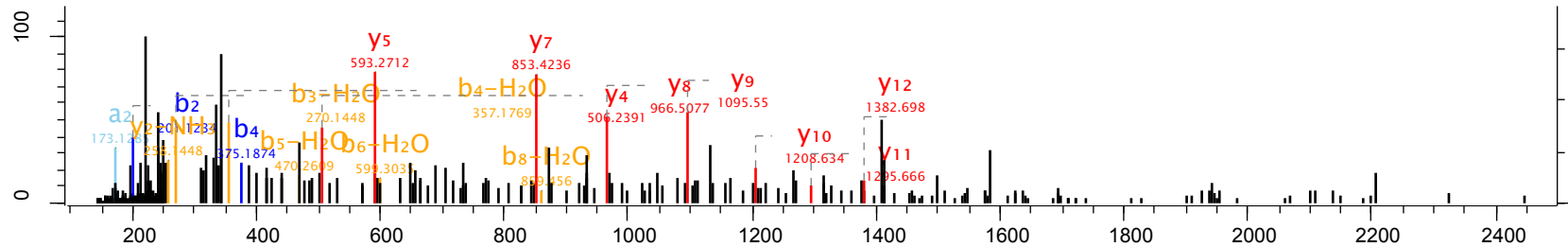
805.9

MID1P1





Raw file	Scan	Method	Score	m/z	Gene names
20150226_Hela_Top_opt_A3_01_1593	67336	TOF; CID	47.04	792.42	CCDC91



- S L S S L E L F L S C A Q K -  
 b2 b4  
 y12 y11 y10 y9 y8 y7 y5 y4

Raw file

20150226\_Hela\_Top\_opt\_A3\_01\_1593

Scan

67444

Method

TOF; CID

Score

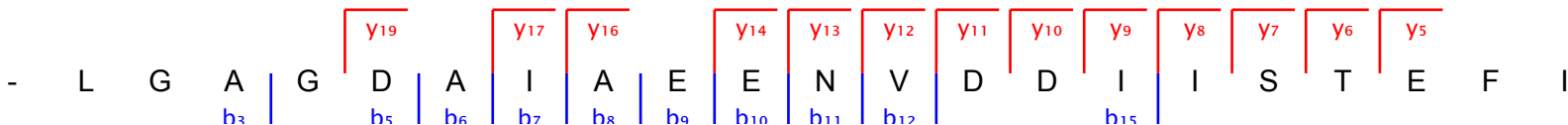
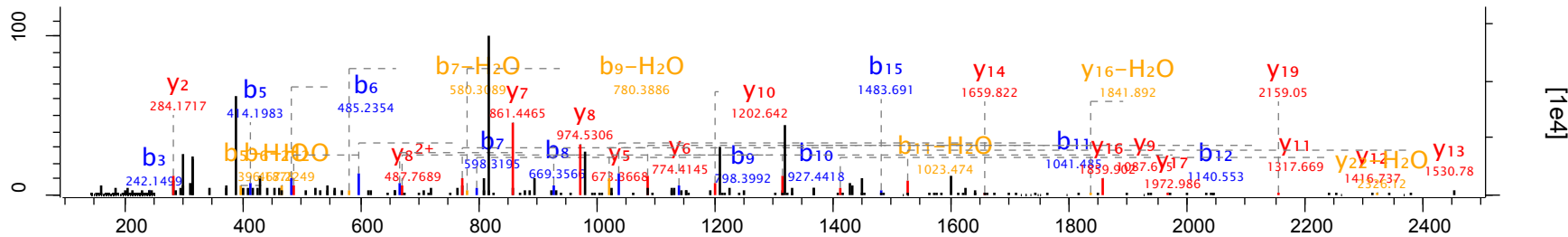
96.13

m/z

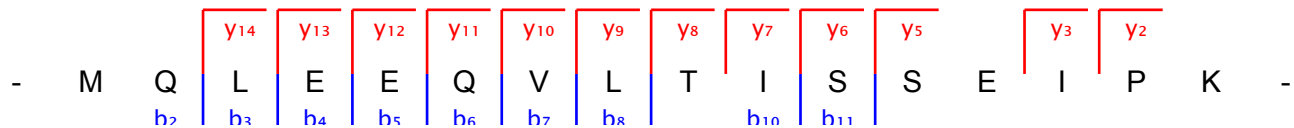
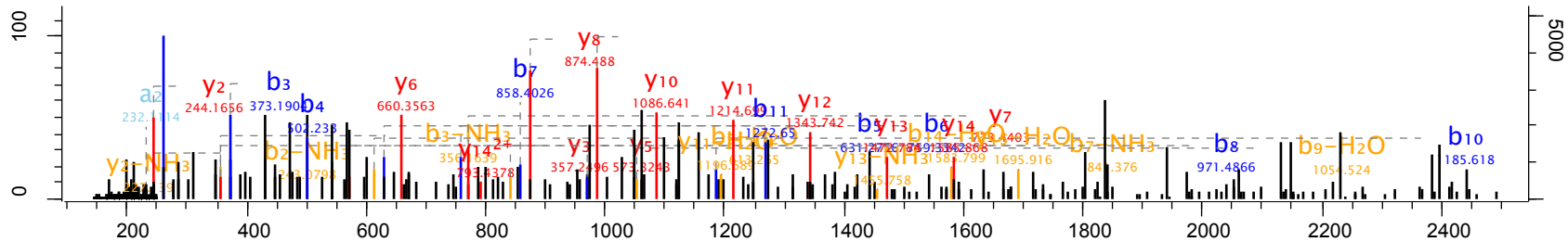
820.42

Gene names

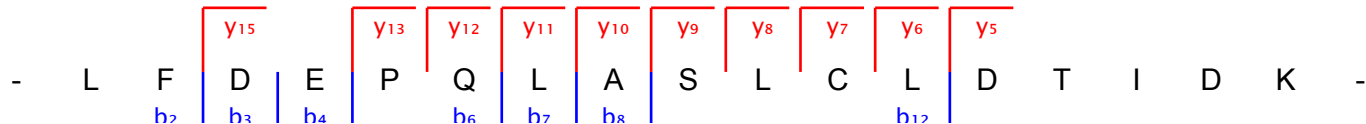
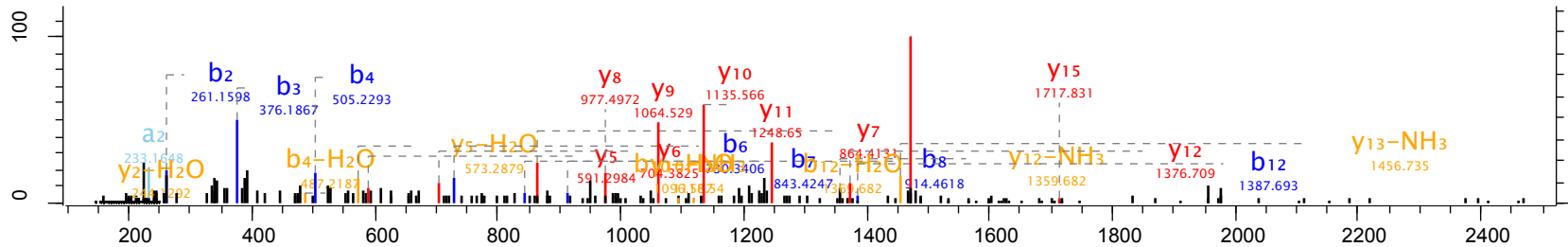
FAM73A



Raw file	Scan	Method	Score	m/z	Gene names
20150226_Hela_Top_opt_A3_01_1593	67646	TOF; CID	79.68	923	RINT1



Raw file	Scan	Method	Score	m/z	Gene names
20150226_Hela_Top_opt_A3_01_1593	68386	TOF; CID	91.32	990.01	BTBD1



Raw file

20150226\_Hela\_Top\_opt\_A3\_01\_1593

Scan

69026

Method

TOF; CID

Score

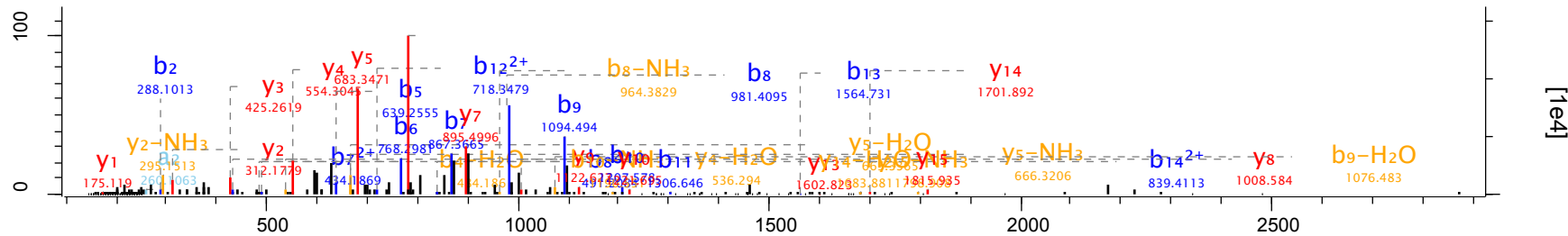
119.51

m/z

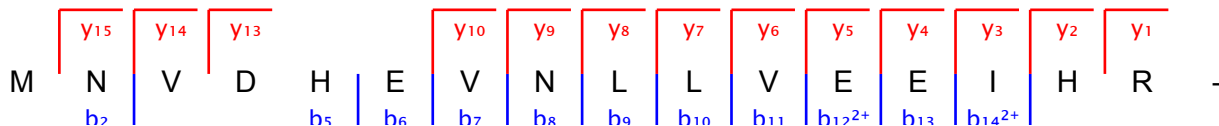
663.67

Gene names

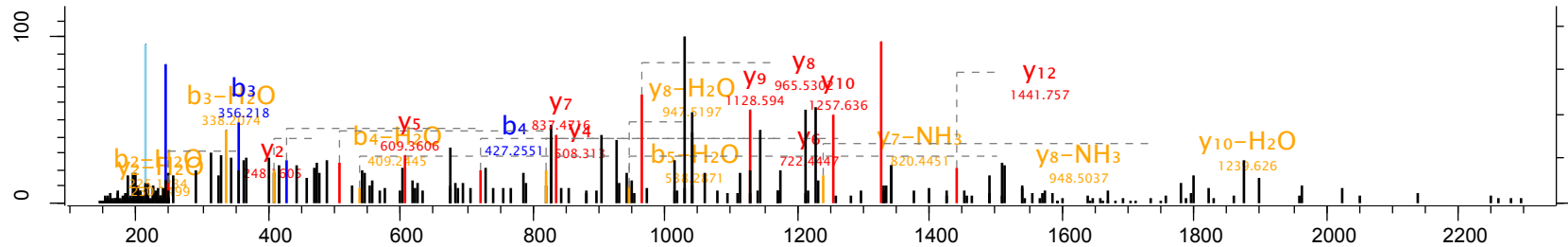
ABRACL



ac



Raw file	Scan	Method	Score	m/z	Gene names
20150226_Hela_Top_opt_A3_01_1593	69087	TOF; CID	74.79	842.45	CIB1

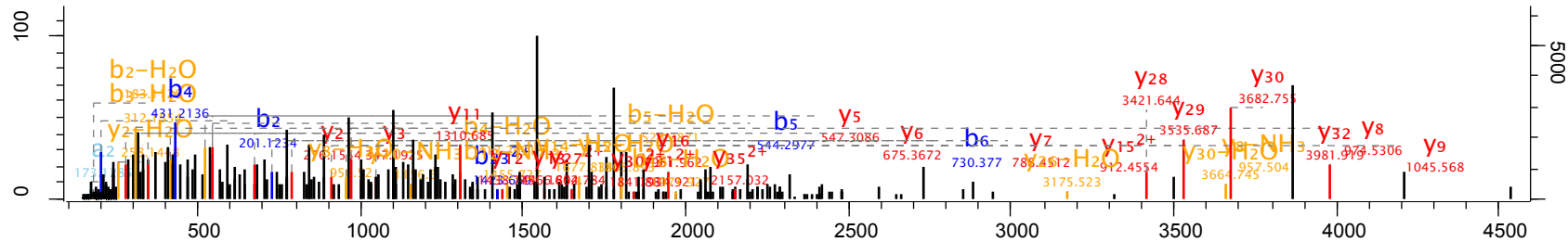


- E L L A E Y Q D L T F L T K -

          b<sub>2</sub> b<sub>3</sub> b<sub>4</sub>

          y<sub>12</sub> y<sub>11</sub> y<sub>10</sub> y<sub>9</sub> y<sub>8</sub> y<sub>7</sub> y<sub>6</sub> y<sub>5</sub> y<sub>4</sub> y<sub>2</sub>

Raw file	Scan	Method	Score	m/z	Gene names
20150226_Hela_Top_opt_A3_01_1593	69126	TOF; CID	38.33	1104.55	ANAPC15



- V T E T L W F N L D R P C V E E T E L Q Q  
     |   |   |   |   |   |   |   |   |   |   |   |   |   |   |   |   |   |   |  
     b<sub>2</sub> b<sub>4</sub> b<sub>5</sub> b<sub>6</sub> y<sub>35</sub><sup>2+</sup> y<sub>32</sub> y<sub>31</sub><sup>2+</sup> y<sub>30</sub> y<sub>29</sub> y<sub>28</sub> y<sub>27</sub><sup>2+</sup> y<sub>16</sub>

Raw file

20150226\_Hela\_Top\_opt\_A3\_01\_1593

Scan

69609

Method

TOF; CID

Score

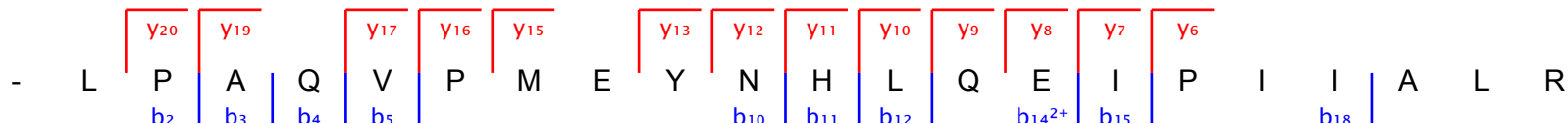
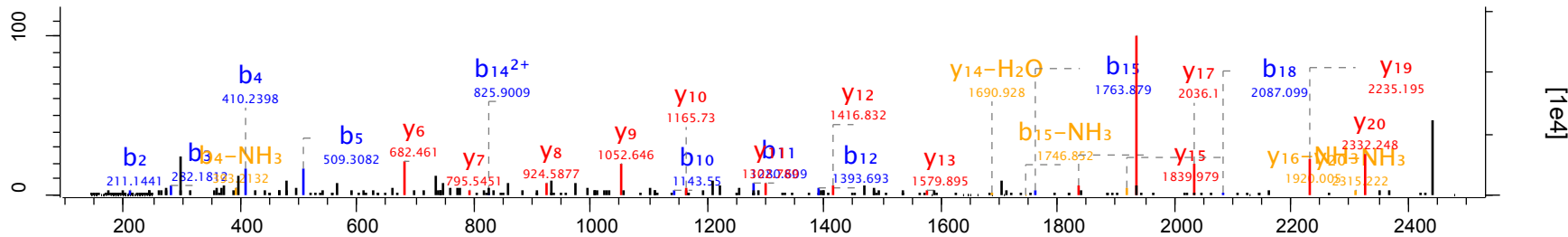
96.85

m/z

816.12

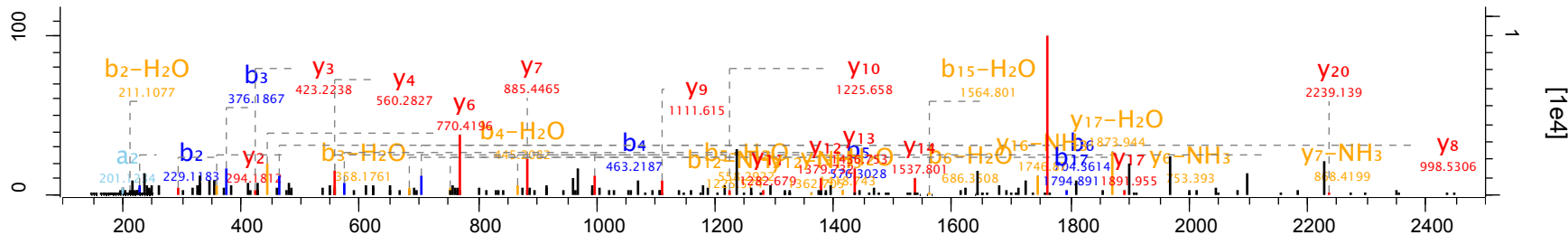
Gene names

HERC2





Raw file	Scan	Method	Score	m/z	Gene names
20150226_Hela_Top_opt_A3_01_1593	69982	TOF; CID	100.76	823.43	SAMD9



- L D F S L Q P E T G P G N L I D P I H E F  
           b<sub>2</sub> b<sub>3</sub> b<sub>4</sub> b<sub>5</sub> b<sub>6</sub> b<sub>17</sub>  
                   y<sub>20</sub> y<sub>17</sub> y<sub>16</sub> y<sub>14</sub> y<sub>13</sub> y<sub>12</sub> y<sub>11</sub> y<sub>10</sub> y<sub>9</sub> y<sub>8</sub> y<sub>7</sub> y<sub>6</sub> y<sub>4</sub> y<sub>3</sub> y<sub>2</sub>

Raw file

20150226\_Hela\_Top\_opt\_A3\_01\_1593

Scan

70366

Method

TOF; CID

Score

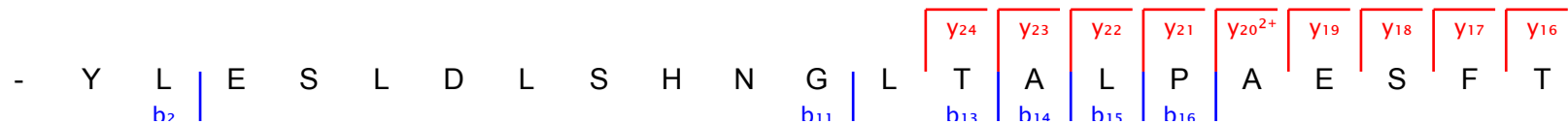
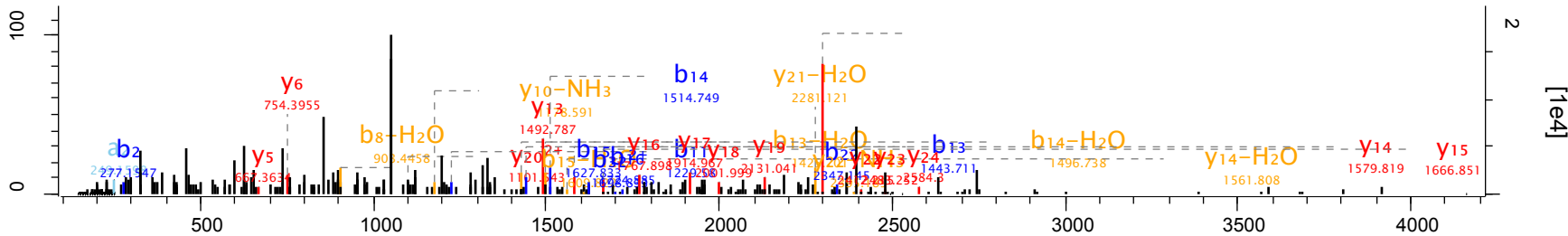
38.48

m/z

982.51

Gene names

TSKU



Raw file

20150226\_Hela\_Top\_opt\_A3\_01\_1593

Scan

70537

Method

TOF; CID

Score

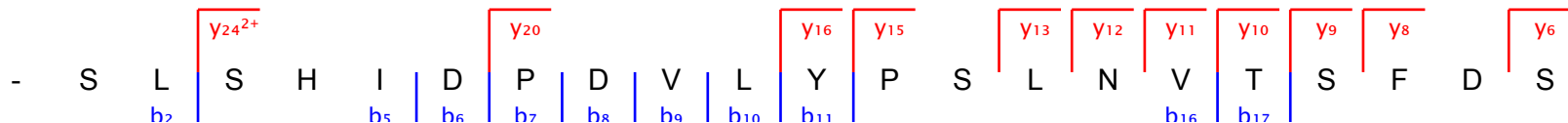
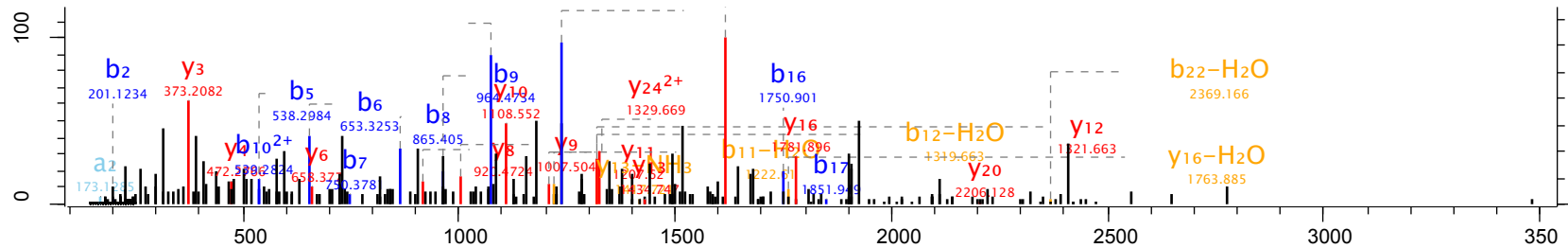
43.31

m/z

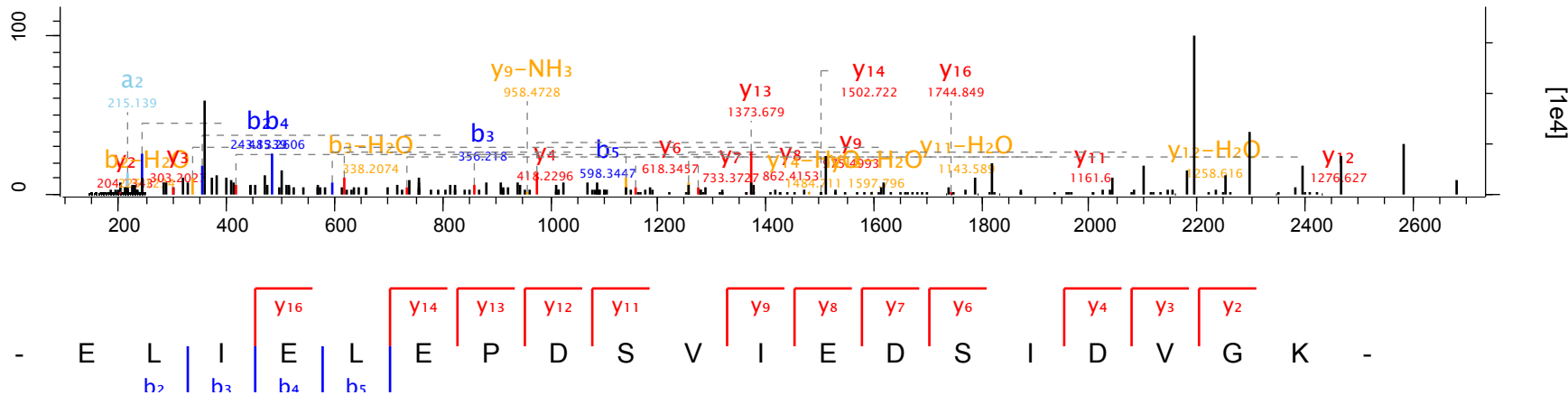
953.83

Gene names

ALG2



Raw file	Scan	Method	Score	m/z	Gene names
20150226_Hela_Top_opt_A3_01_1593	70633	TOF; CID	49.77	1051.04	COX10



Raw file

20150226\_Hela\_Top\_opt\_A3\_01\_1593

Scan

71645

Method

TOF; CID

Score

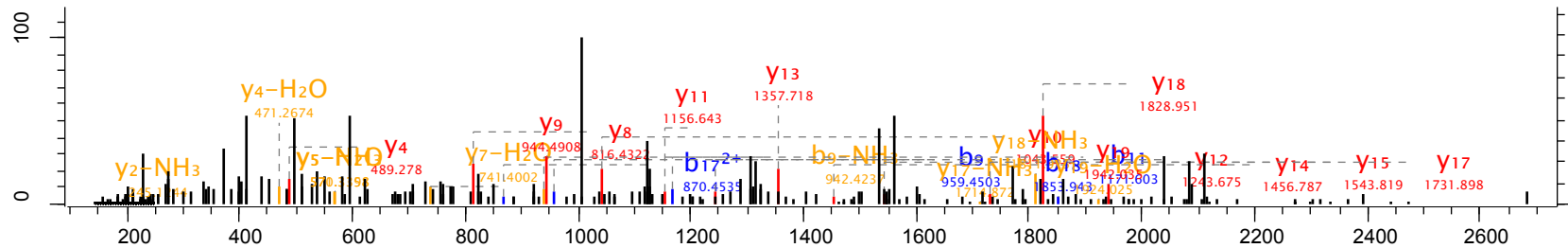
42.62

m/z

1058.55

Gene names

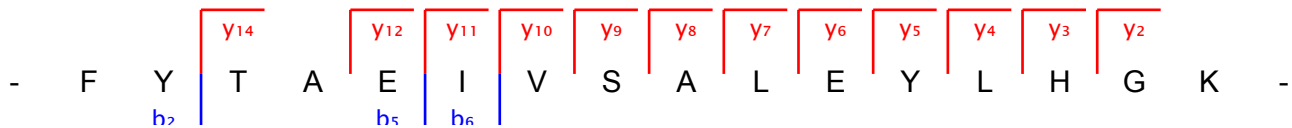
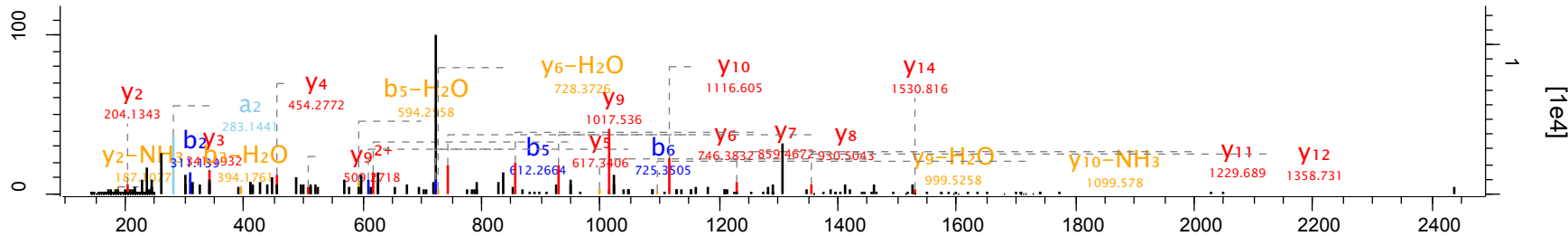
UNC50



ac

- M L P S T S V N S L V Q G N G V L N S R -  
 y19 y18 y17 y15 y14 y13 y12 y11 y10 y9 y8 y4  
 h9 h11 h17<sup>2+</sup> h18

Raw file	Scan	Method	Score	m/z	Gene names
20150226_Hela_Top_opt_A3_01_1593	72326	TOF; CID	85.49	614.33	PDPK1;PDPK2



Raw file

20150226\_Hela\_Top\_opt\_A3\_01\_1593

Scan

72329

Method

TOF; CID

Score

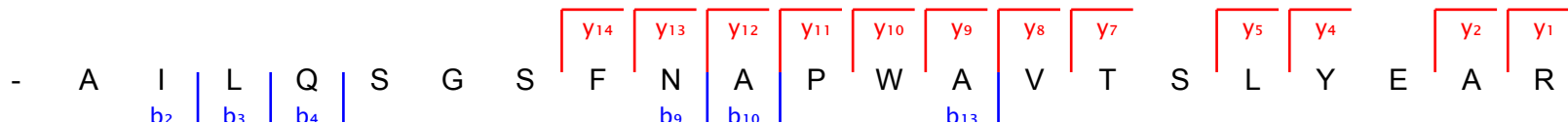
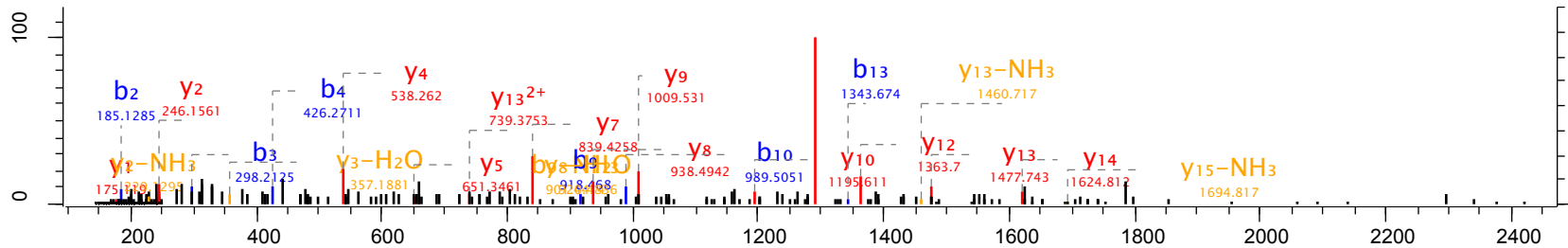
43.84

m/z

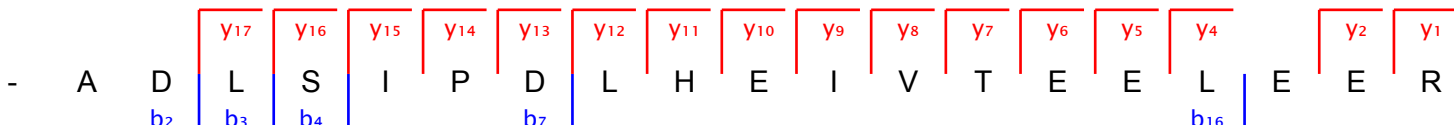
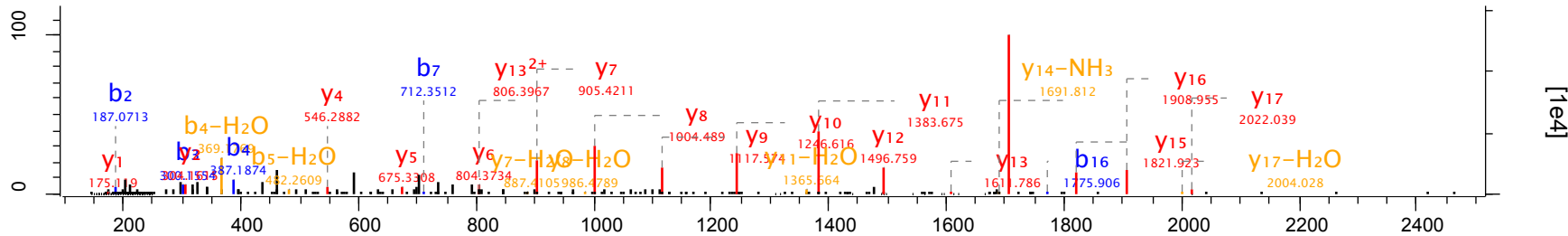
1141.6

Gene names

BCHE

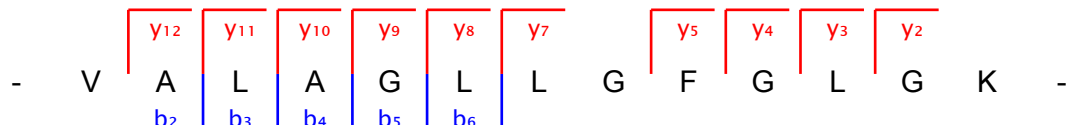
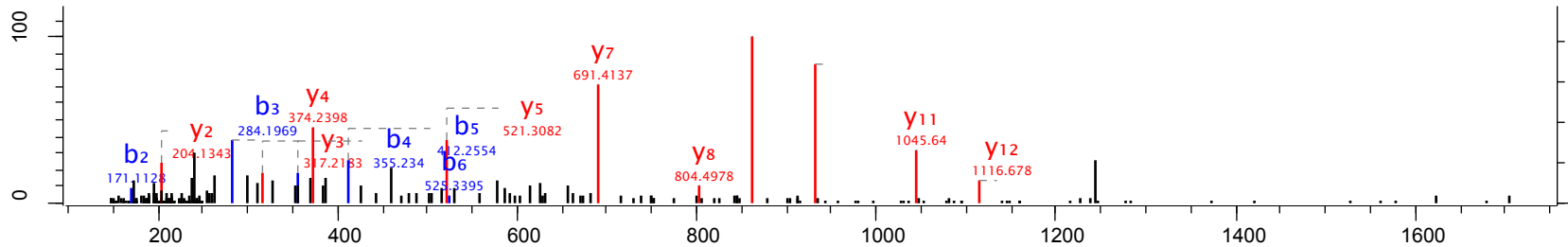


Raw file	Scan	Method	Score	m/z	Gene names
20150226_Hela_Top_opt_A3_01_1593	73405	TOF; CID	95.5	737.05	RALGAPB

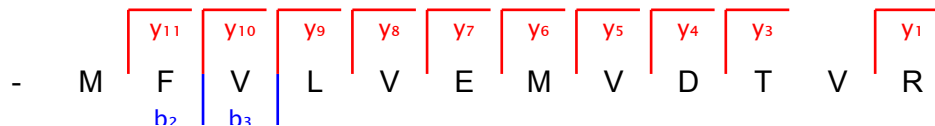
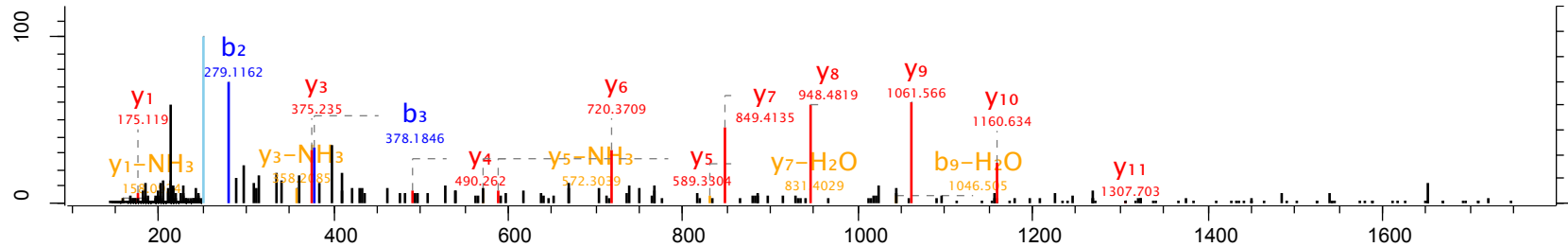




Raw file	Scan	Method	Score	m/z	Gene names
20150226_Hela_Top_opt_A3_01_1593	74142	TOF; CID	74.61	608.38	OCIAD2



Raw file	Scan	Method	Score	m/z	Gene names
20150226_Hela_Top_opt_A3_01_1593	74449	TOF; CID	51.73	719.88	POLR3H



Raw file

20150226\_Hela\_Top\_opt\_A3\_01\_1593

Scan

75332

Method

TOF; CID

Score

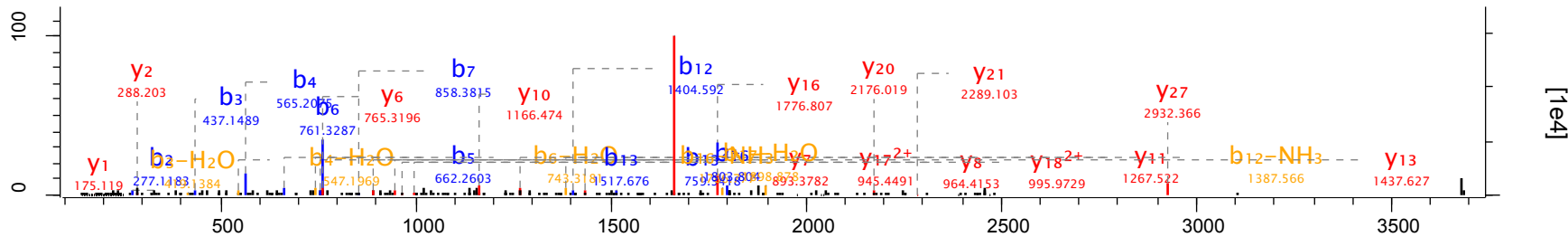
70.06

m/z

1232.25

Gene names

TTPAL



Raw file

Scan

Method

Score

m/z

Gene names

20150226\_Hela\_Top\_opt\_A3\_01\_1593

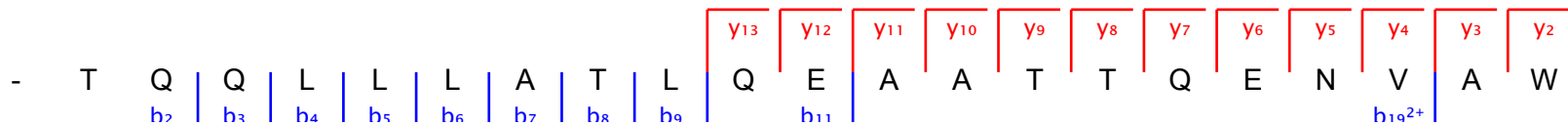
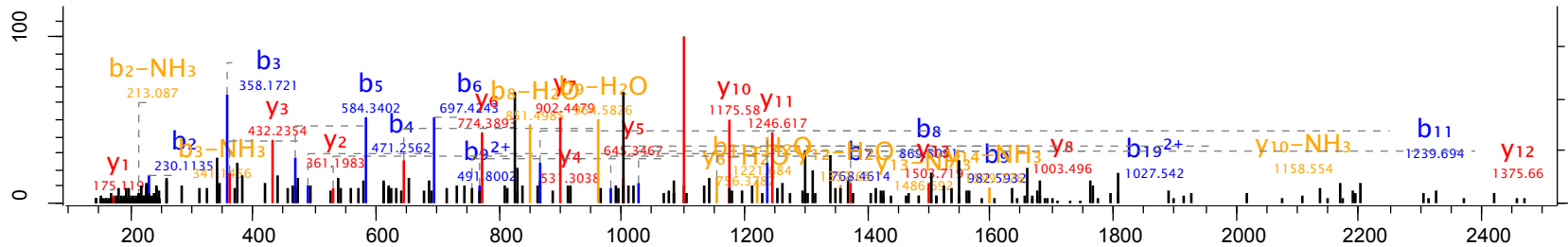
75371

TOF; CID

107.21

829.45

C11orf83



Raw file

20150226\_Hela\_Top\_opt\_A3\_01\_1593

Scan

75406

Method

TOF; CID

Score

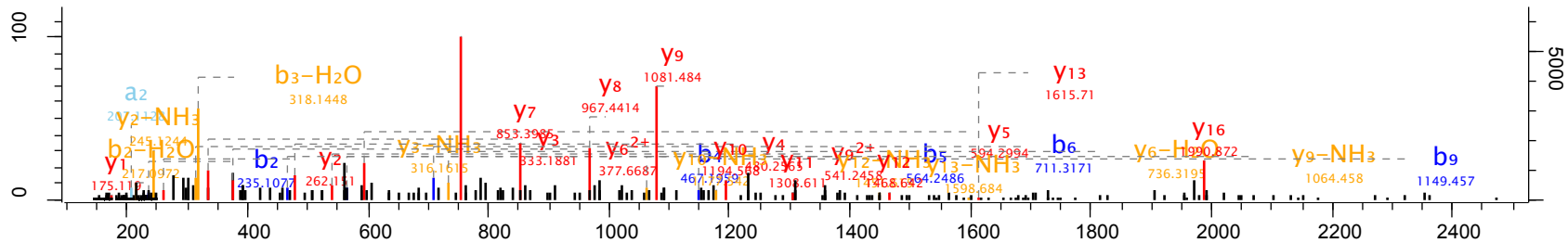
87.35

m/z

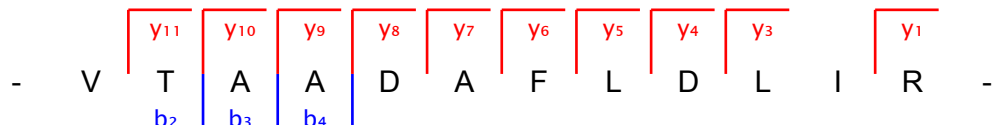
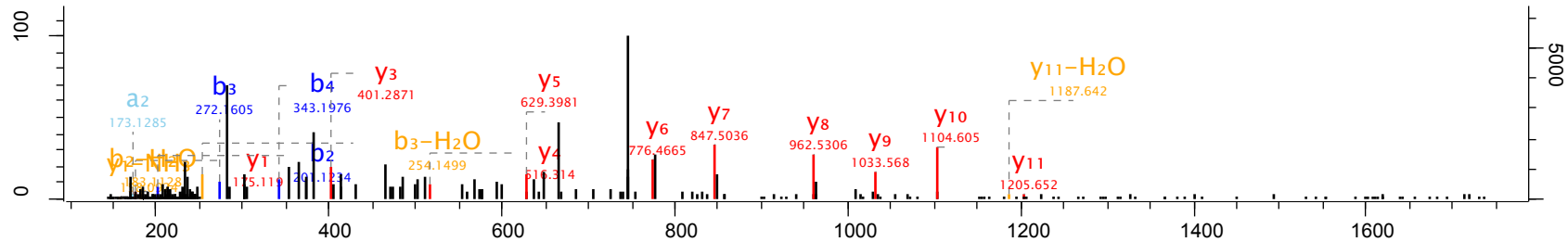
820.03

Gene names

COL4A5



Raw file	Scan	Method	Score	m/z	Gene names
20150226_Hela_Top_opt_A3_01_1593	75407	TOF; CID	47.61	652.87	SLC1A3



Raw file

20150226\_Hela\_Top\_opt\_A3\_01\_1593

Scan

75444

Method

TOF; CID

Score

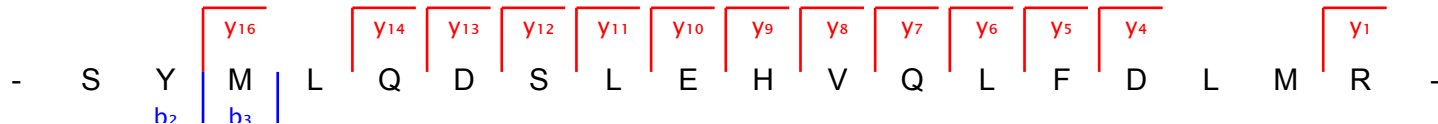
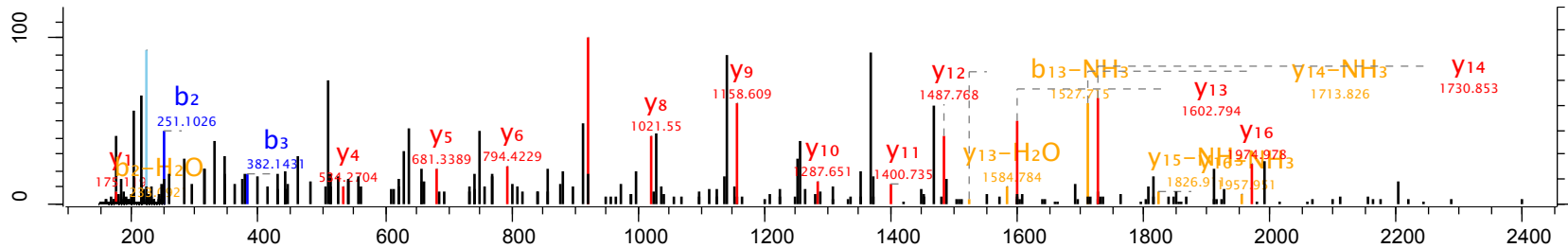
66.15

m/z

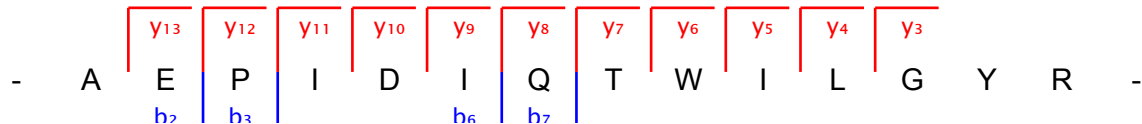
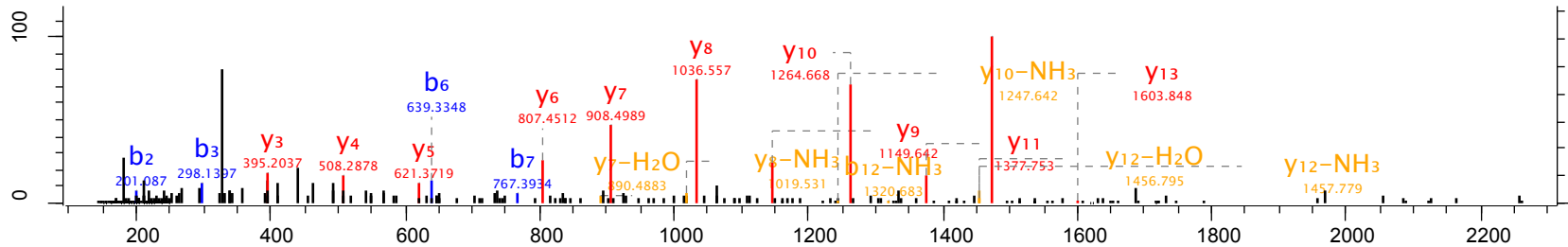
742.7

Gene names

CLK3

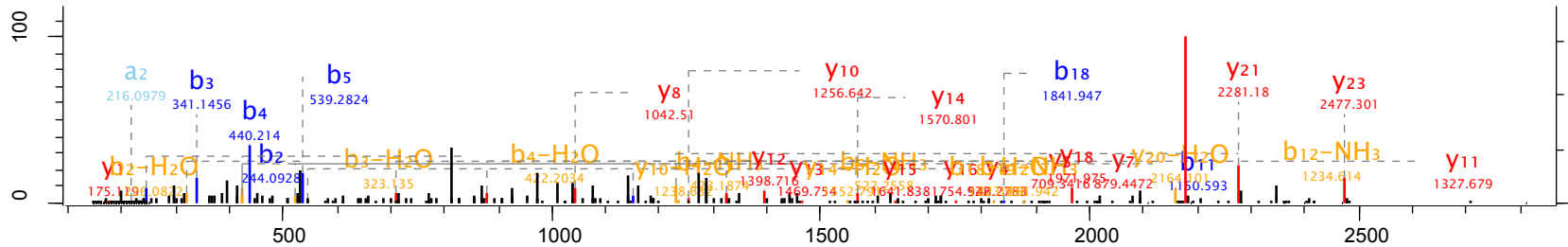


Raw file	Scan	Method	Score	m/z	Gene names
20150226_Hela_Top_opt_A3_01_1593	75619	TOF; CID	92.94	837.95	LPGAT1

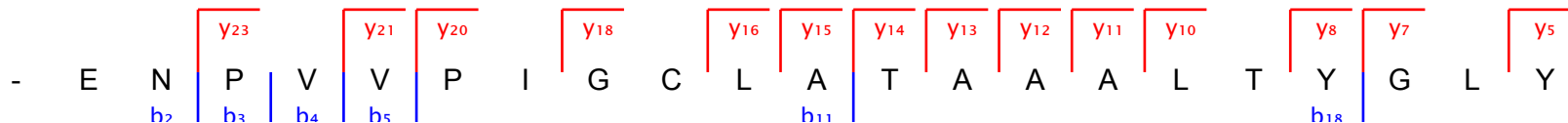




Raw file	Scan	Method	Score	m/z	Gene names
20150226_Hela_Top_opt_A3_01_1593	77937	TOF; CID	53.68	907.81	HIGD2A



[1e4]



Raw file

Scan

Method

Score

m/z

Gene names

20150226\_Hela\_Top\_opt\_A3\_01\_1593

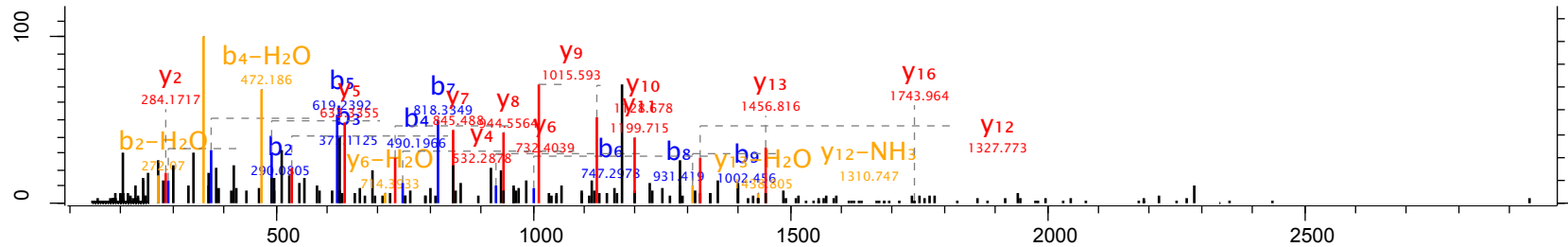
79484

TOF; CID

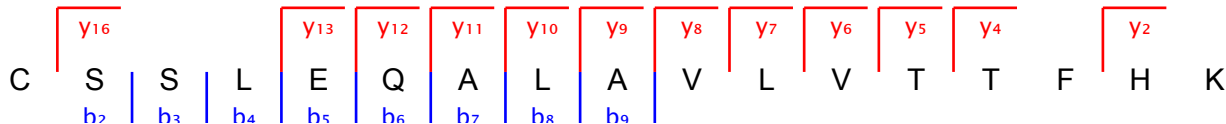
95.21

973.52

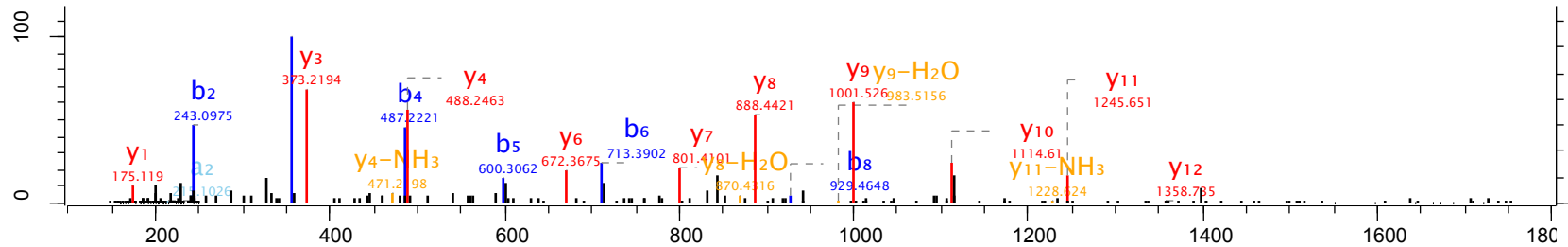
S100A2



ac



Raw file	Scan	Method	Score	m/z	Gene names
20150226_Hela_Top_opt_A3_01_1593	79852	TOF; CID	80.63	801.42	ATF6B



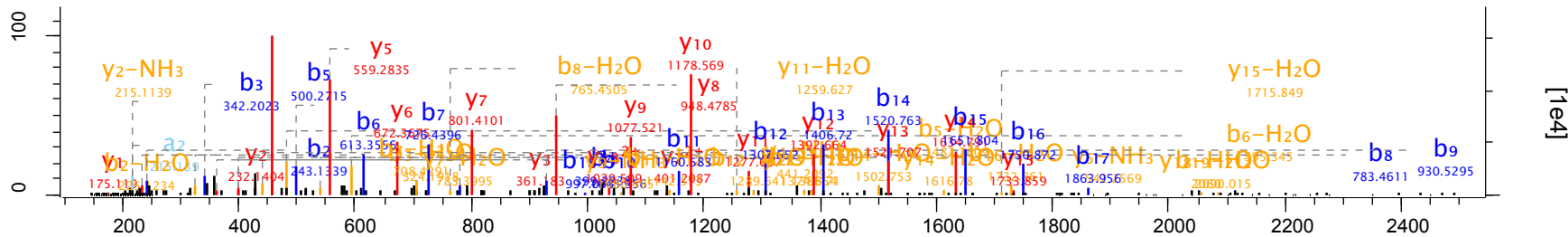
ac

- A E L M L S E I A D P T R -

h<sub>2</sub> h<sub>3</sub> h<sub>4</sub> h<sub>5</sub> h<sub>6</sub> h<sub>8</sub>

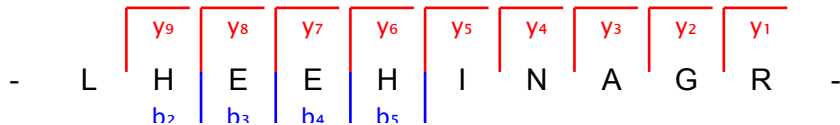
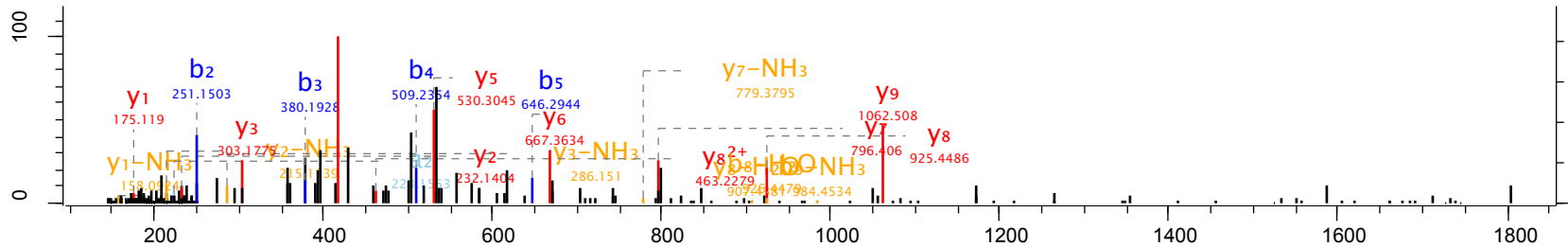
y<sub>12</sub> y<sub>11</sub> y<sub>10</sub> y<sub>9</sub> y<sub>8</sub> y<sub>7</sub> y<sub>6</sub> y<sub>4</sub> y<sub>3</sub> y<sub>1</sub>

Raw file Scan Method Score m/z Gene names  
 20150226\_Hela\_Top\_opt\_A3\_01\_1593 80882 TOF; CID 179.86 1129.57 LSM5

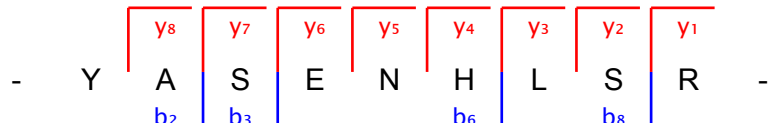
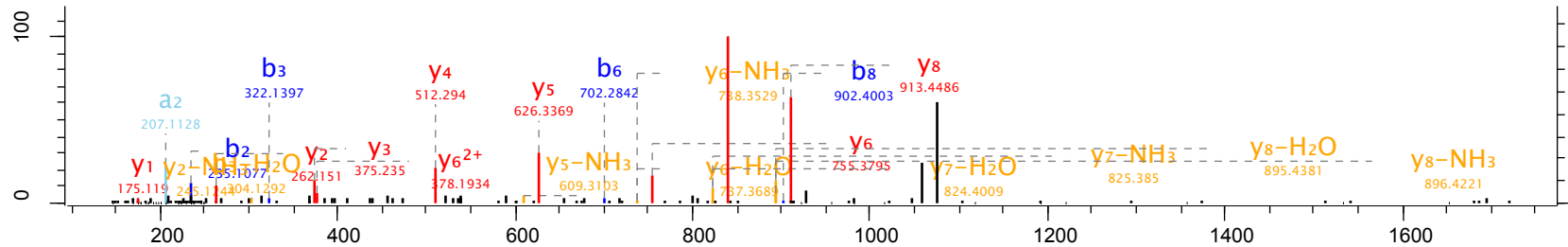


- E I V G T L L G F D D F V N M V L E D V T  
 b<sub>2</sub> b<sub>3</sub> b<sub>4</sub> b<sub>5</sub> b<sub>6</sub> b<sub>7</sub> b<sub>8</sub> b<sub>9</sub> b<sub>10</sub> b<sub>11</sub> b<sub>12</sub> b<sub>13</sub> b<sub>14</sub> b<sub>15</sub> b<sub>16</sub> b<sub>17</sub> b<sub>18</sub><sup>2+</sup>  
 y<sub>18</sub><sup>2+</sup> y<sub>15</sub> y<sub>14</sub> y<sub>13</sub> y<sub>12</sub> y<sub>11</sub> y<sub>10</sub>

Raw file	Scan	Method	Score	m/z	Gene names
20150226_Hela_Top_opt_A3_01_1595	3116	TOF; CID	65.28	392.54	STX17



Raw file	Scan	Method	Score	m/z	Gene names
20150226_Hela_Top_opt_A3_01_1595	3184	TOF; CID	123.75	538.76	TM4SF1



Raw file

20150226\_Hela\_Top\_opt\_A3\_01\_1595

Scan

4657

Method

TOF; CID

Score

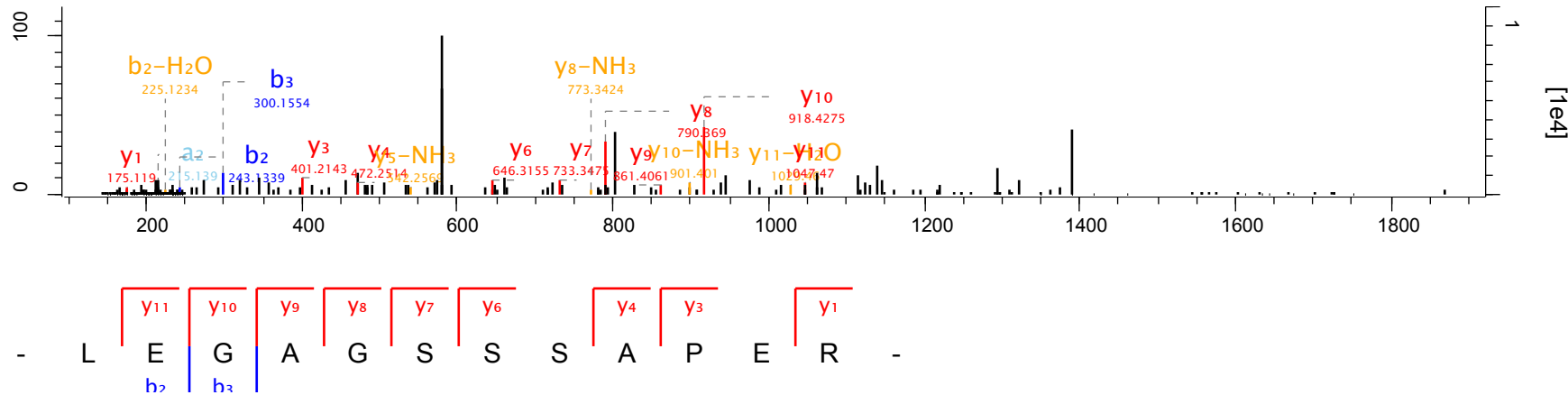
49.48

m/z

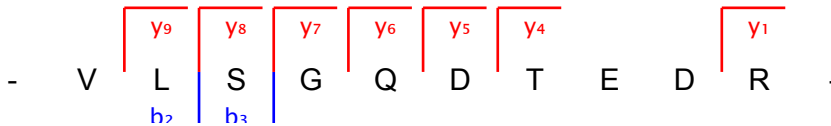
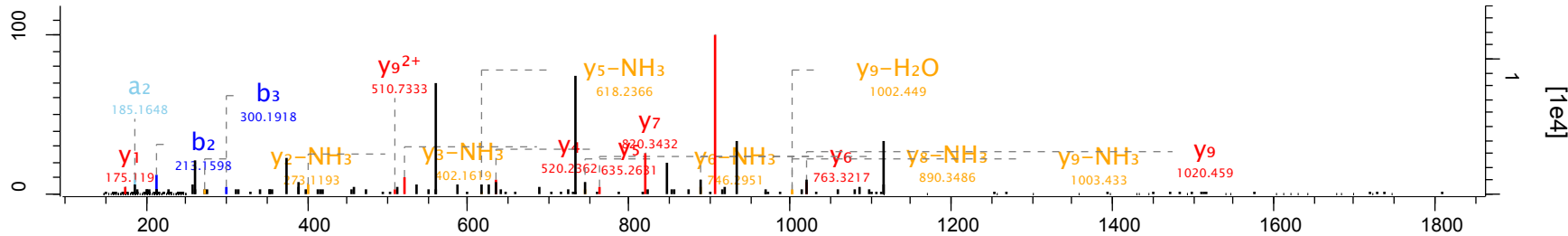
581.29

Gene names

SCAND1



Raw file	Scan	Method	Score	m/z	Gene names
20150226_Hela_Top_opt_A3_01_1595	4696	TOF; CID	66.92	560.27	SFT2D2







Raw file

20150226\_Hela\_Top\_opt\_A3\_01\_1595

Scan

5087

Method

TOF; CID

Score

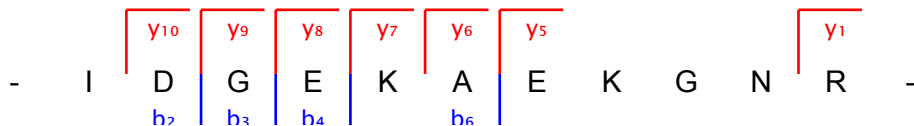
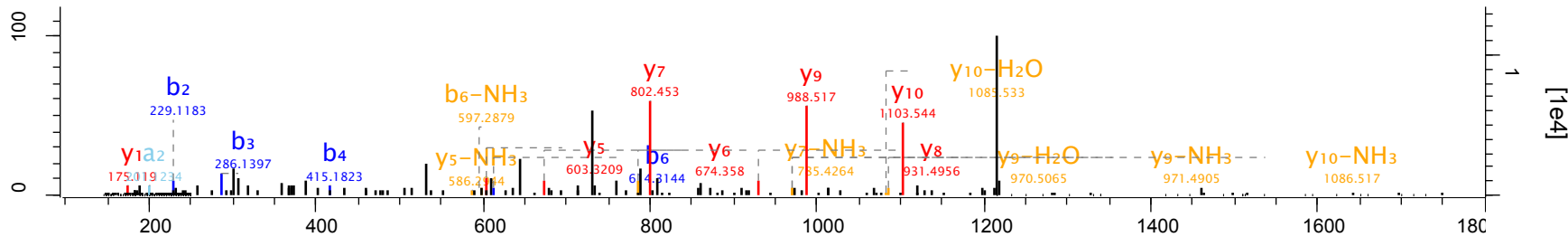
89.27

m/z

609.33

Gene names

CDKL2



Raw file

Scan

Method

Score

m/z

Gene names

20150226\_Hela\_Top\_opt\_A3\_01\_1595

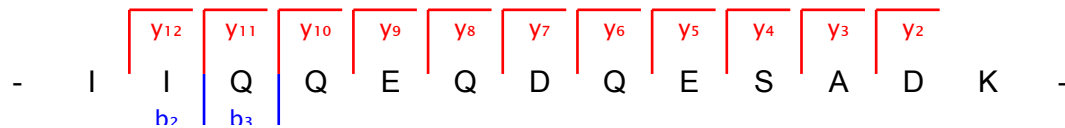
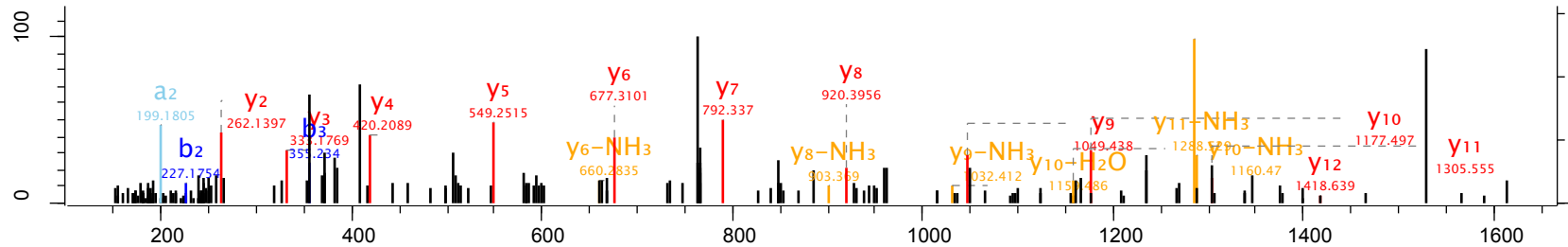
5322

TOF; CID

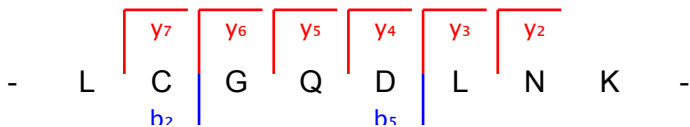
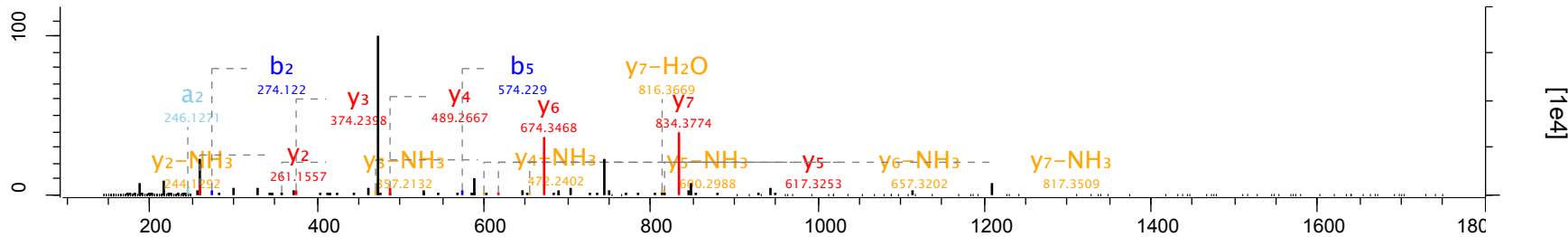
74.48

766.37

OFD1



Raw file	Scan	Method	Score	m/z	Gene names
20150226_Hela_Top_opt_A3_01_1595	6915	TOF; CID	84.37	474.74	DPAGT1



Raw file

20150226\_Hela\_Top\_opt\_A3\_01\_1595

Scan

7876

Method

TOF; CID

Score

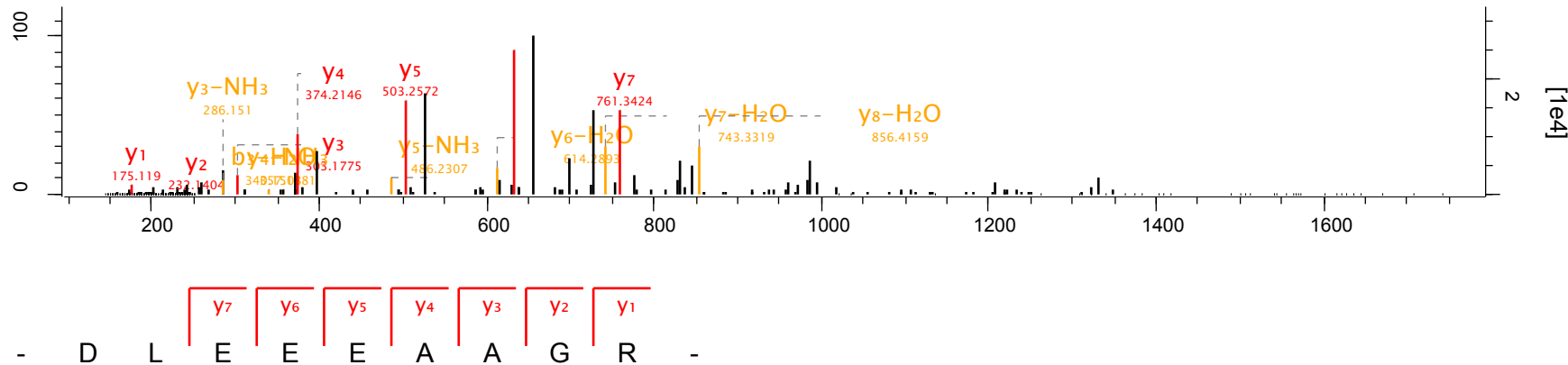
65.22

m/z

495.23

Gene names

NKX3-2



Raw file

Scan

Method

Score

m/z

Gene names

20150226\_Hela\_Top\_opt\_A3\_01\_1595

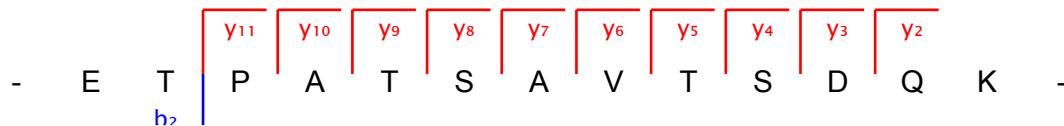
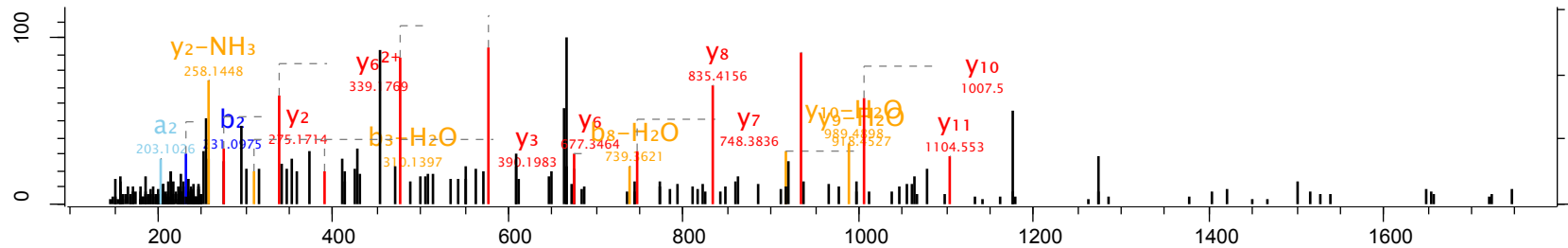
8306

TOF; CID

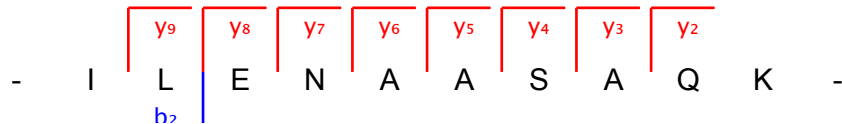
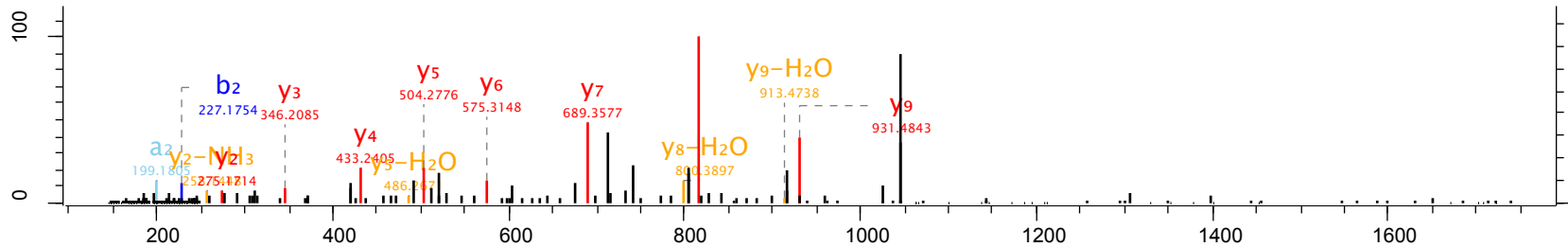
72.89

667.83

KIAA1467;DKFZp762C0813



Raw file	Scan	Method	Score	m/z	Gene names
20150226_Hela_Top_opt_A3_01_1595	8484	TOF; CID	64.82	523.29	ORC6



Raw file

20150226\_Hela\_Top\_opt\_A3\_01\_1595

Scan

8995

Method

TOF; CID

Score

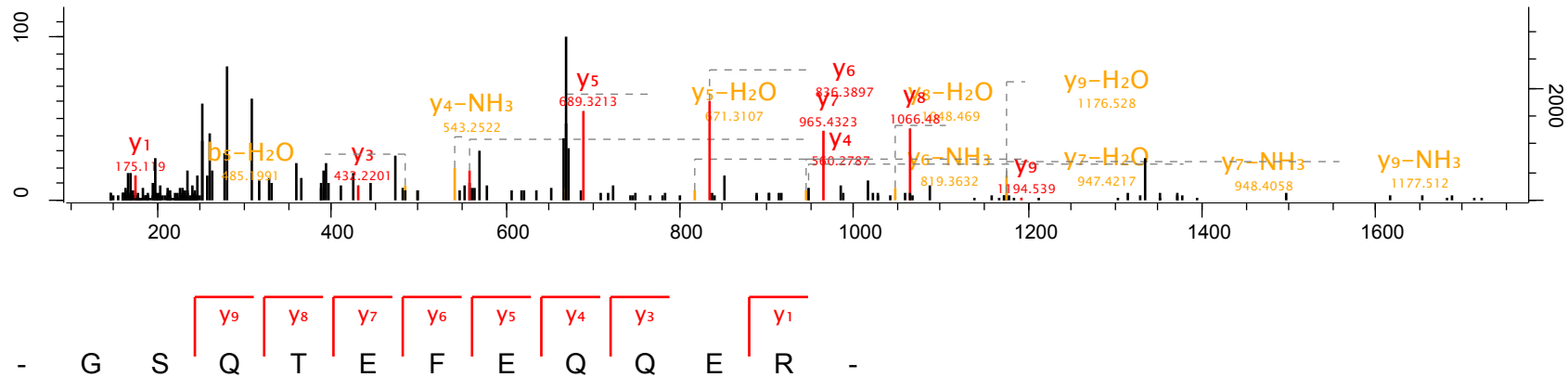
59.2

m/z

669.8

Gene names

SPDL1





Raw file

20150226\_Hela\_Top\_opt\_A3\_01\_1595

Scan

9965

Method

TOF; CID

Score

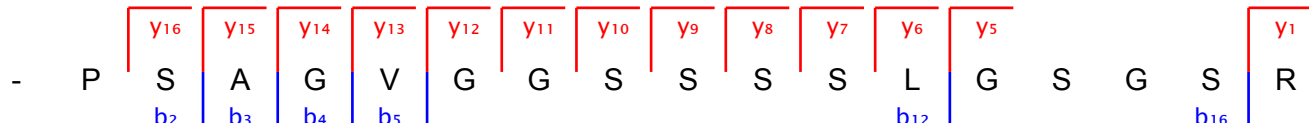
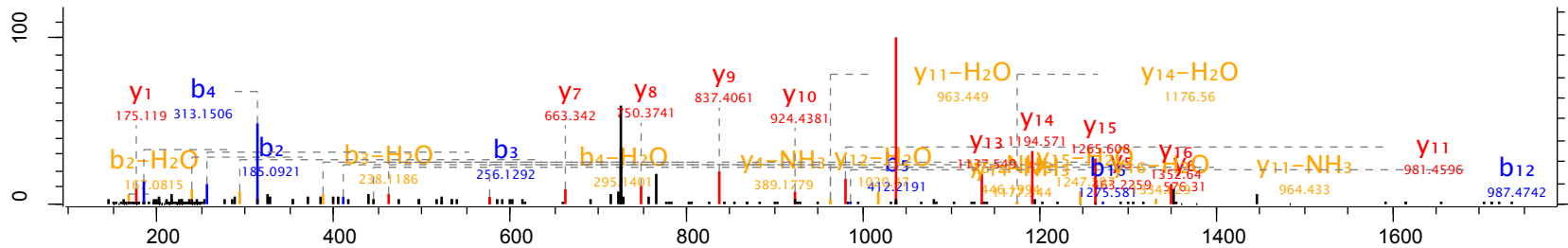
117.18

m/z

725.35

Gene names

RFWD2



Raw file

20150226\_Hela\_Top\_opt\_A3\_01\_1595

Scan

10034

Method

TOF; CID

Score

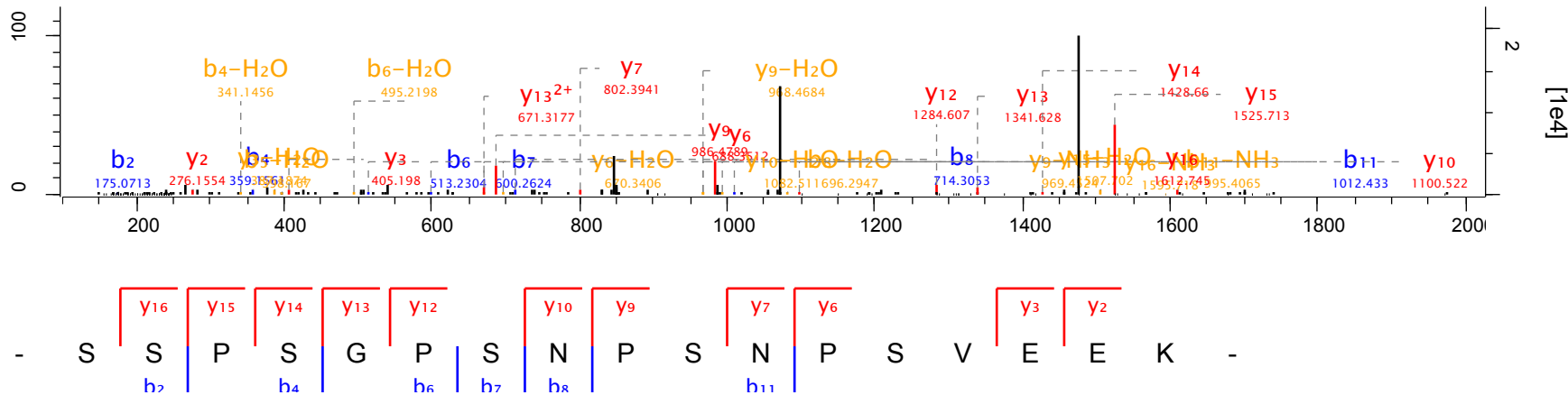
69.29

m/z

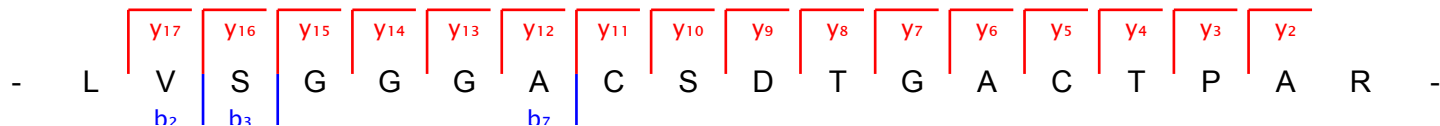
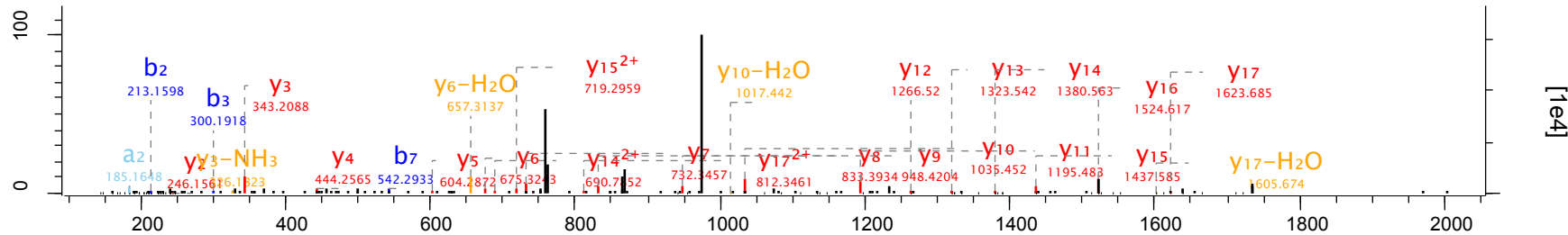
850.4

Gene names

BRI3BP



Raw file	Scan	Method	Score	m/z	Gene names
20150226_Hela_Top_opt_A3_01_1595	11619	TOF; CID	85.94	868.89	HOKK1



Raw file

20150226\_Hela\_Top\_opt\_A3\_01\_1595

Scan

12049

Method

TOF; CID

Score

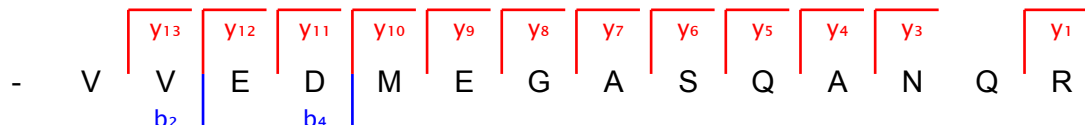
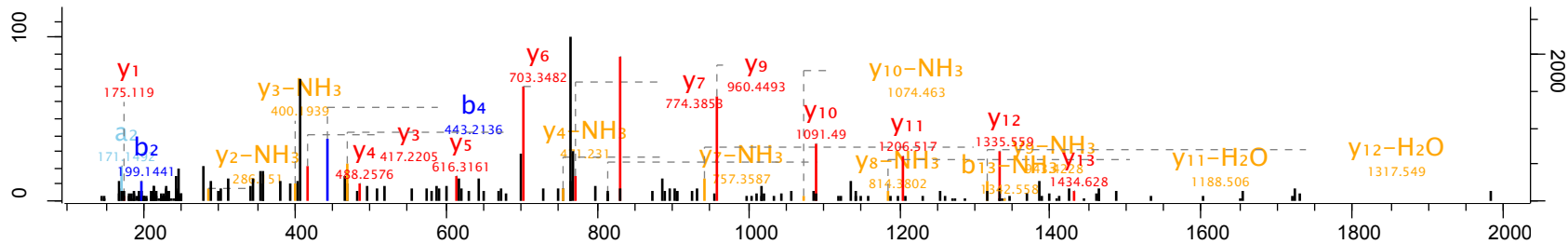
105.03

m/z

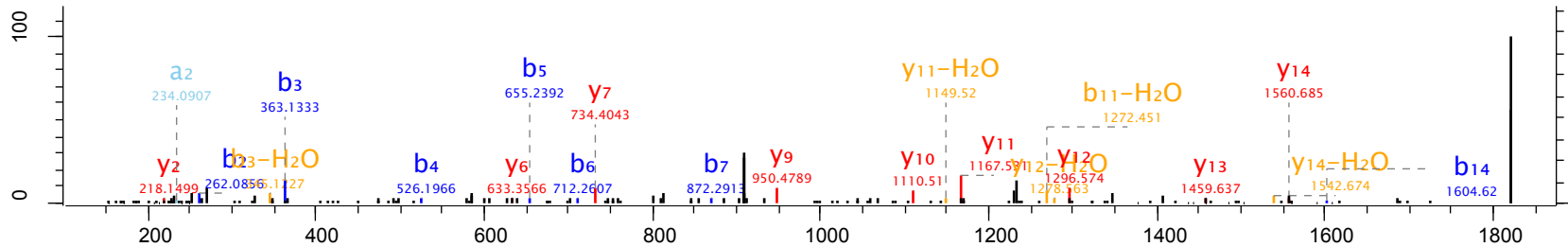
767.36

Gene names

WDTC1



Raw file	Scan	Method	Score	m/z	Gene names
20150226_Hela_Top_opt_A3_01_1595	12397	TOF; CID	76.34	911.89	RFXAP



Raw file

20150226\_Hela\_Top\_opt\_A3\_01\_1595

Scan

12421

Method

TOF; CID

Score

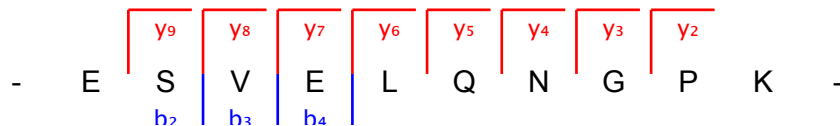
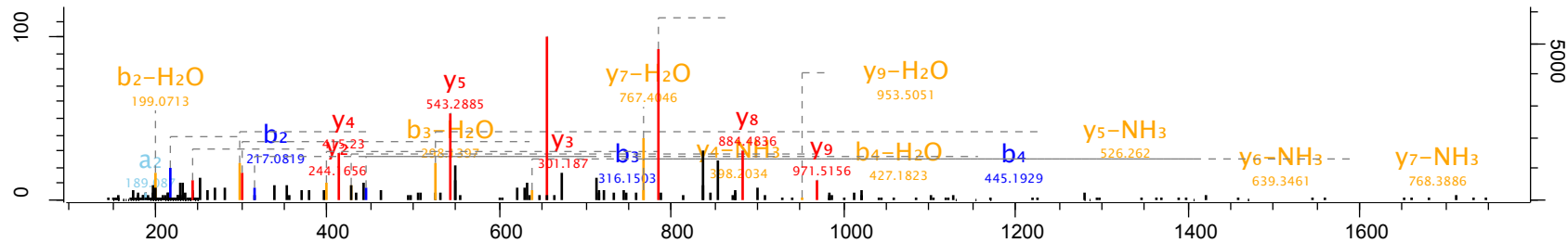
114.97

m/z

550.79

Gene names

FLVCR1



Raw file

20150226\_Hela\_Top\_opt\_A3\_01\_1595

Scan

12607

Method

TOF; CID

Score

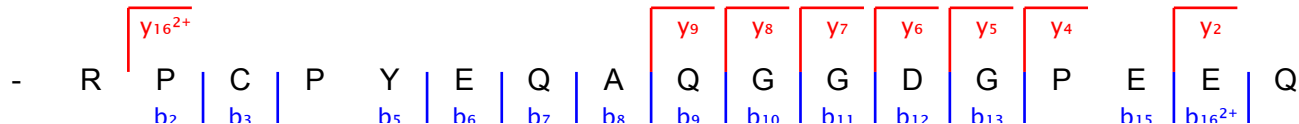
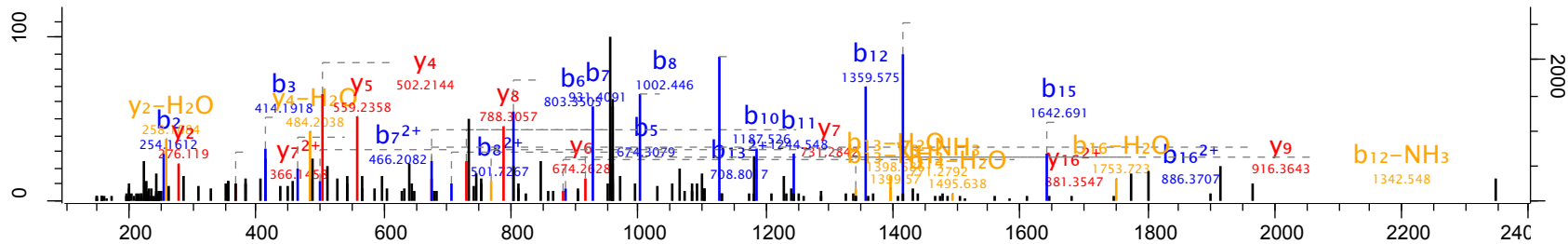
141.13

m/z

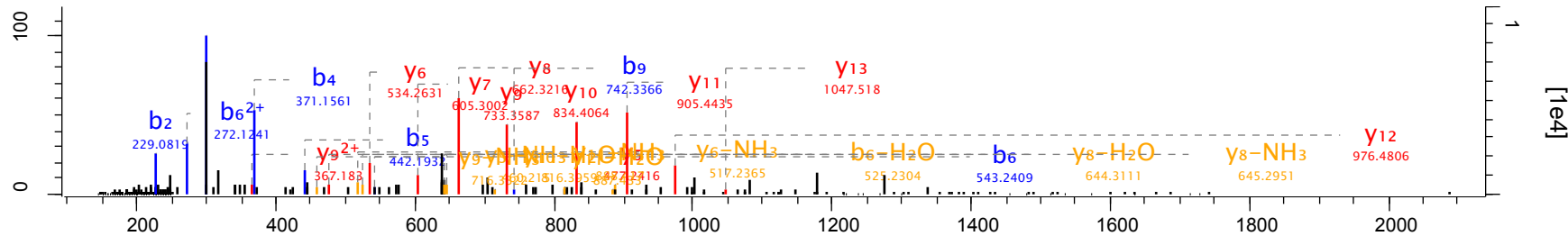
959.41

Gene names

UNC93B1



Raw file	Scan	Method	Score	m/z	Gene names
20150226_Hela_Top_opt_A3_01_1595	12757	TOF; CID	83.51	639.3	TAF8



ac

- A D A A A T A G A G S G T R -

b<sub>2</sub>
y<sub>13</sub>
y<sub>12</sub>
y<sub>11</sub>
y<sub>10</sub>
y<sub>9</sub>
y<sub>8</sub>
y<sub>7</sub>
y<sub>6</sub>
y<sub>5</sub>
b<sub>3</sub>
b<sub>4</sub>
b<sub>5</sub>
b<sub>6</sub>
b<sub>9</sub>



Raw file

20150226\_Hela\_Top\_opt\_A3\_01\_1595

Scan

13187

Method

TOF; CID

Score

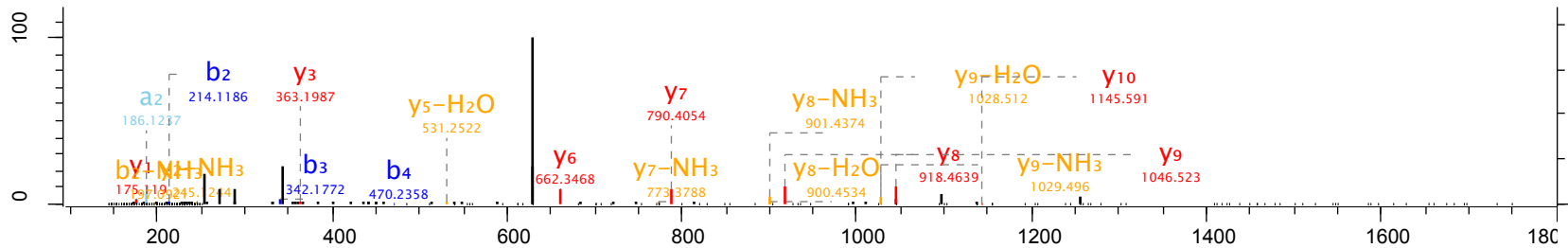
65.84

m/z

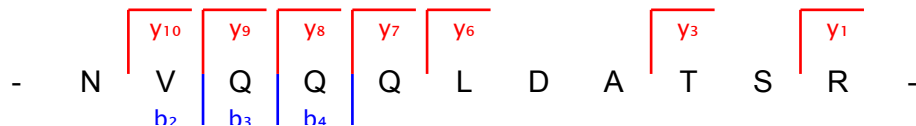
630.32

Gene names

TIPIN



[1e4]



Raw file

20150226\_Hela\_Top\_opt\_A3\_01\_1595

Scan

13544

Method

TOF; CID

Score

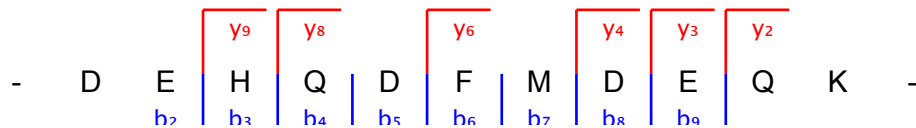
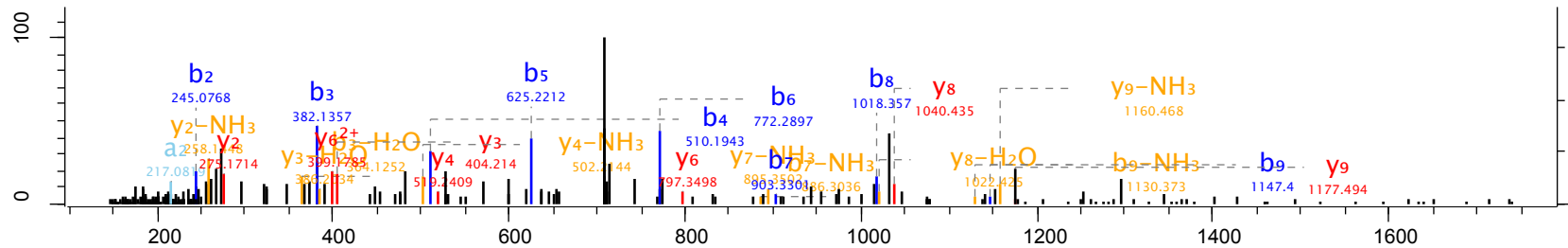
96.82

m/z

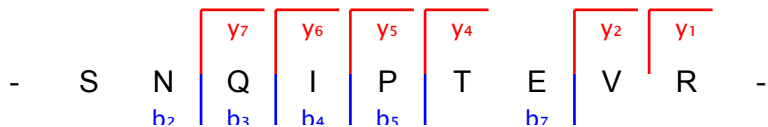
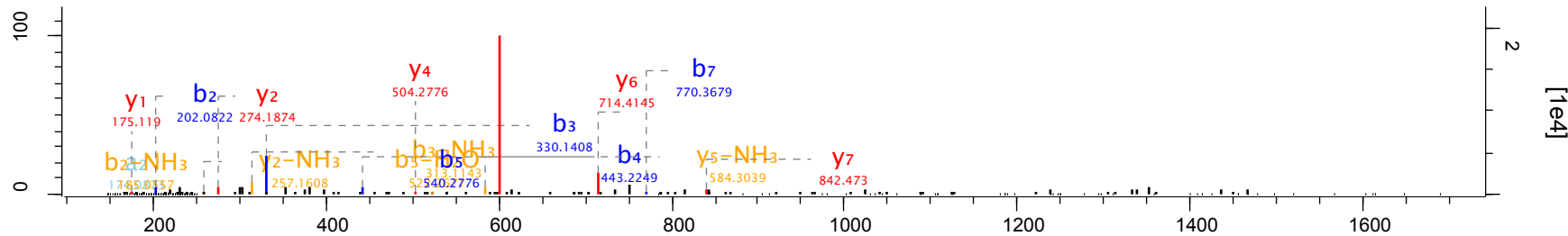
711.29

Gene names

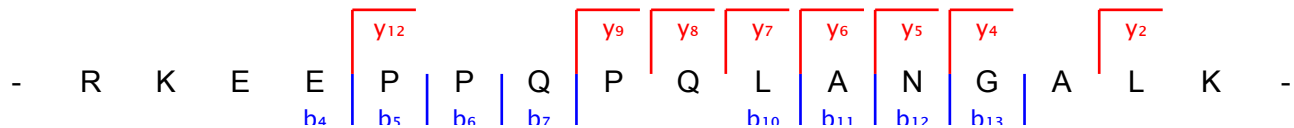
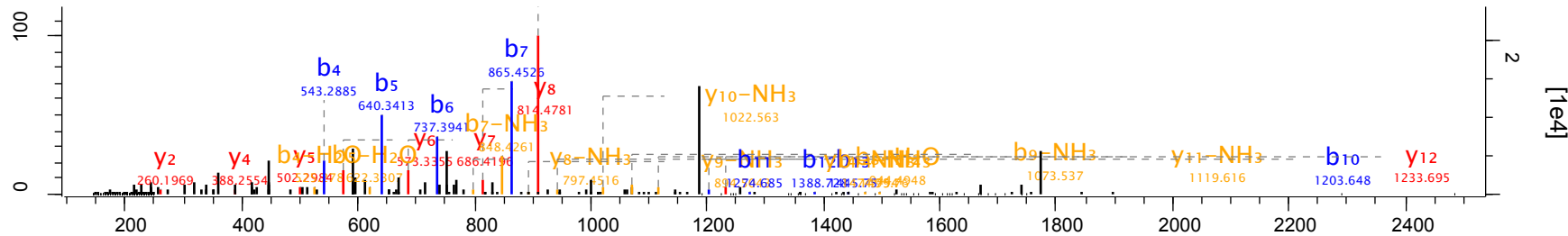
MRPS33



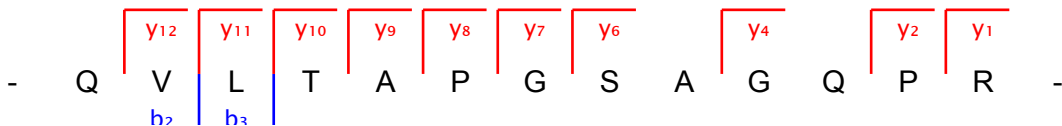
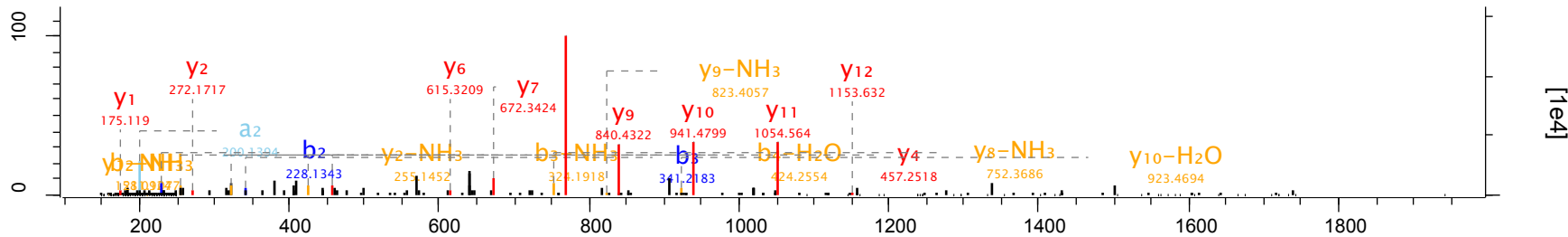
Raw file	Scan	Method	Score	m/z	Gene names
20150226_Hela_Top_opt_A3_01_1595	15336	TOF; CID	72.2	522.28	FUNDC2



Raw file	Scan	Method	Score	m/z	Gene names
20150226_Hela_Top_opt_A3_01_1595	17145	TOF; CID	51.5	592.67	C20orf24



Raw file	Scan	Method	Score	m/z	Gene names
20150226_Hela_Top_opt_A3_01_1595	17253	TOF; CID	65.04	641.35	KLHDC4



Raw file

Scan

Method

Score

m/z

Gene names

20150226\_Hela\_Top\_opt\_A3\_01\_1595

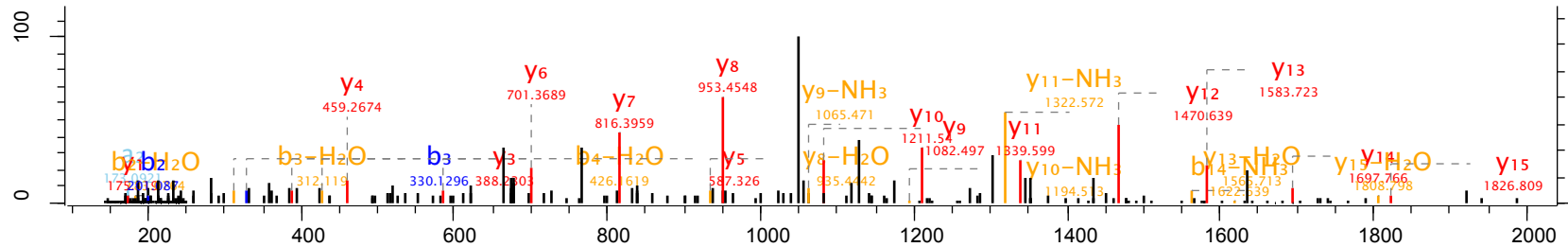
17939

TOF; CID

96.21

676.31

IFIT1



- E A E N L M Q E E H D N Q A N V R -

b<sub>2</sub> b<sub>3</sub> y<sub>15</sub> y<sub>14</sub> y<sub>13</sub> y<sub>12</sub> y<sub>11</sub> y<sub>10</sub> y<sub>9</sub> y<sub>8</sub> y<sub>7</sub> y<sub>6</sub> y<sub>5</sub> y<sub>4</sub> y<sub>3</sub> y<sub>1</sub>

Raw file

20150226\_Hela\_Top\_opt\_A3\_01\_1595

Scan

18154

Method

TOF; CID

Score

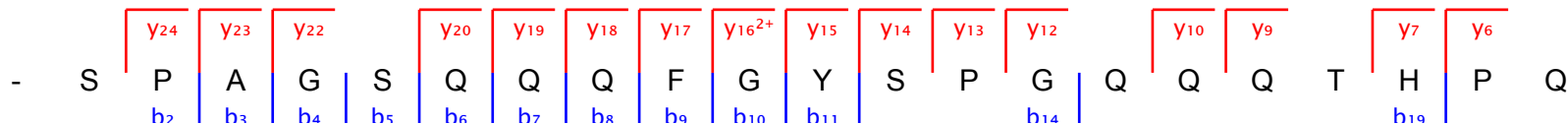
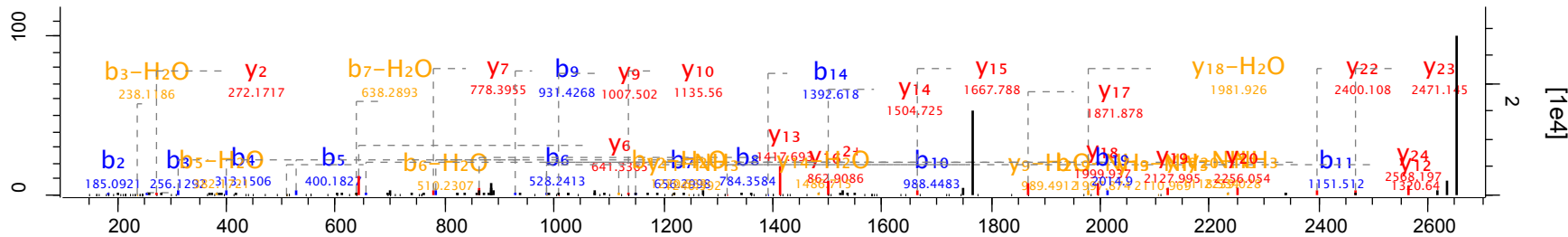
152.88

m/z

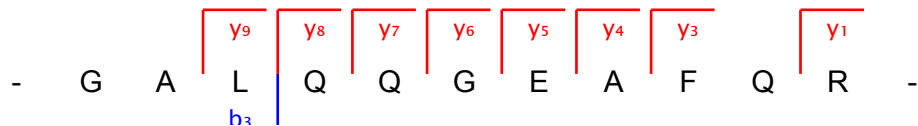
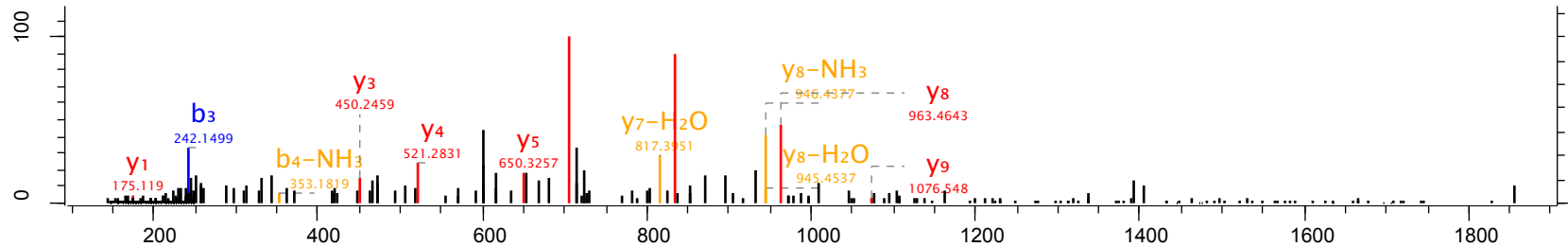
886.09

Gene names

MPLKIP



Raw file	Scan	Method	Score	m/z	Gene names
20150226_Hela_Top_opt_A3_01_1595	18347	TOF; CID	52.25	602.81	PBXIP1





Raw file

20150226\_Hela\_Top\_opt\_A3\_01\_1595

Scan

18674

Method

TOF; CID

Score

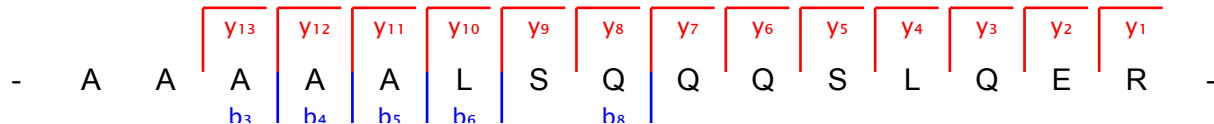
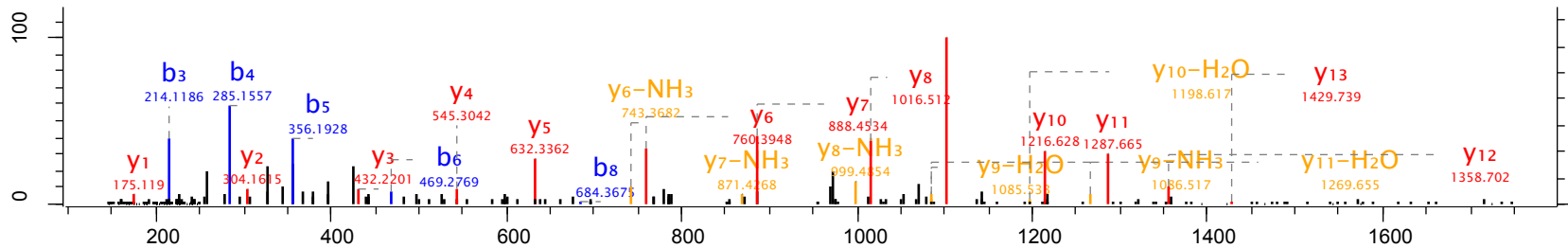
115.1

m/z

786.42

Gene names

CACTIN



Raw file

20150226\_Hela\_Top\_opt\_A3\_01\_1595

Scan

18796

Method

TOF; CID

Score

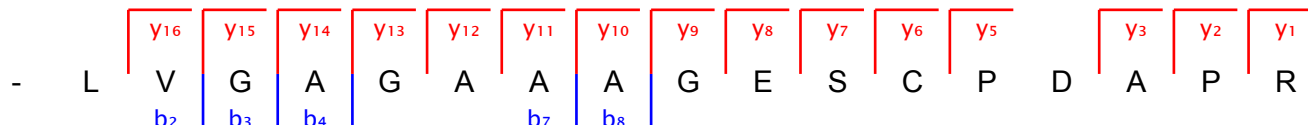
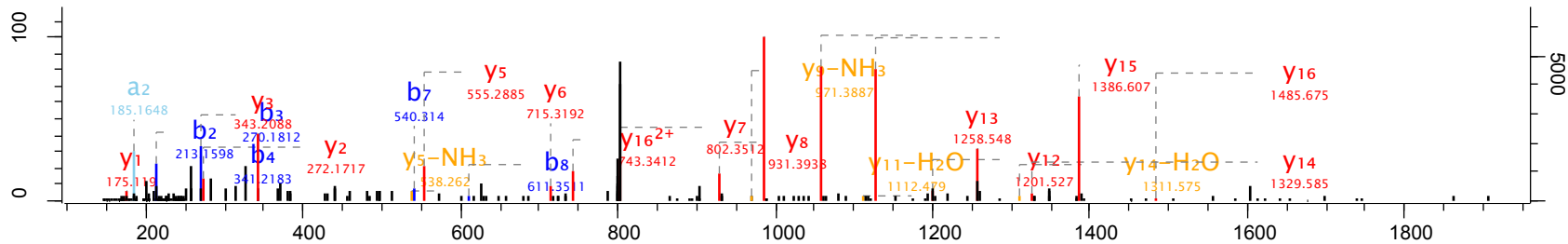
111.78

m/z

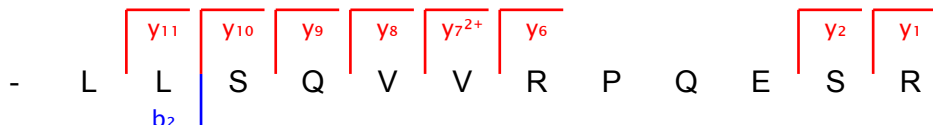
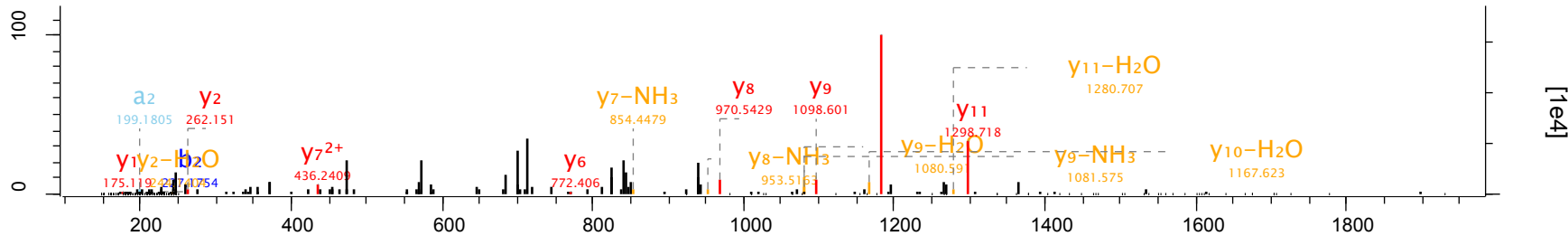
800.39

Gene names

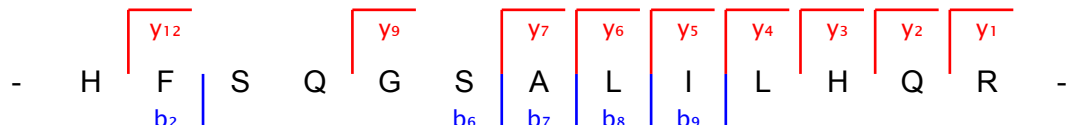
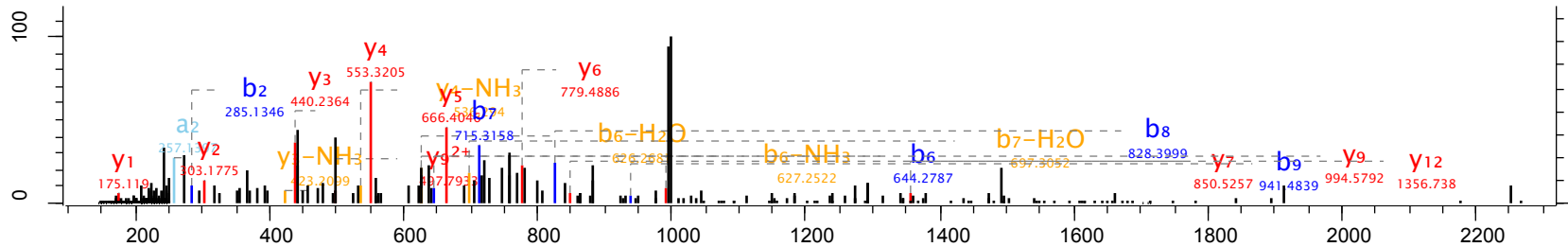
ENTHD2



Raw file	Scan	Method	Score	m/z	Gene names
20150226_Hela_Top_opt_A3_01_1595	19289	TOF; CID	47.99	471.28	ZC3H13



Raw file	Scan	Method	Score	m/z	Gene names
20150226_Hela_Top_opt_A3_01_1595	19795	TOF; CID	59.23	499.28	ZNF24



Raw file

20150226\_Hela\_Top\_opt\_A3\_01\_1595

Scan

19970

Method

TOF; CID

Score

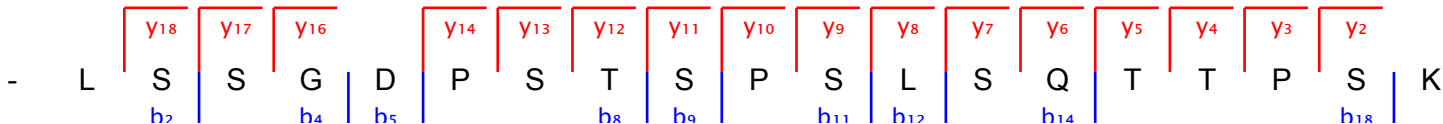
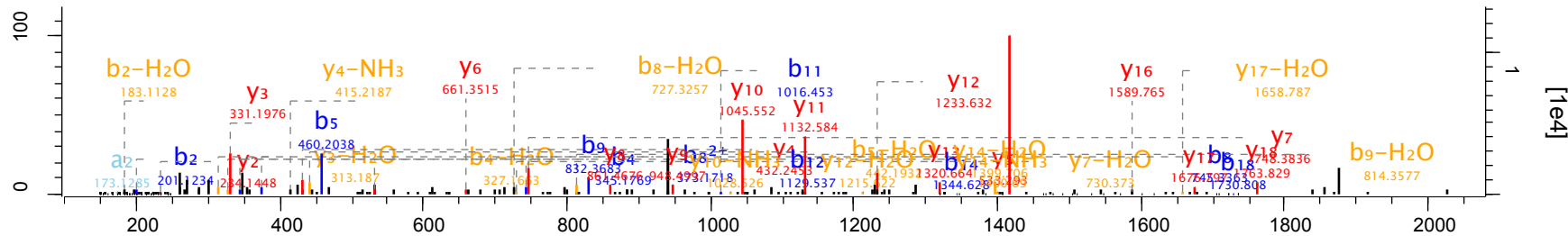
115.88

m/z

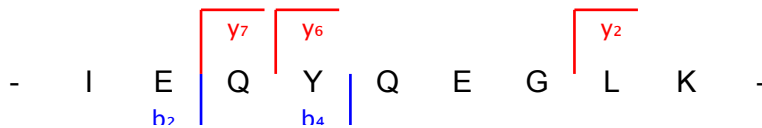
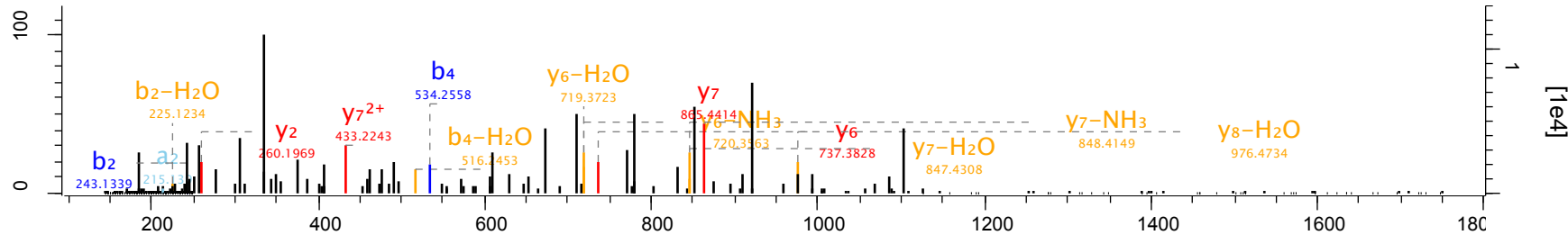
939.47

Gene names

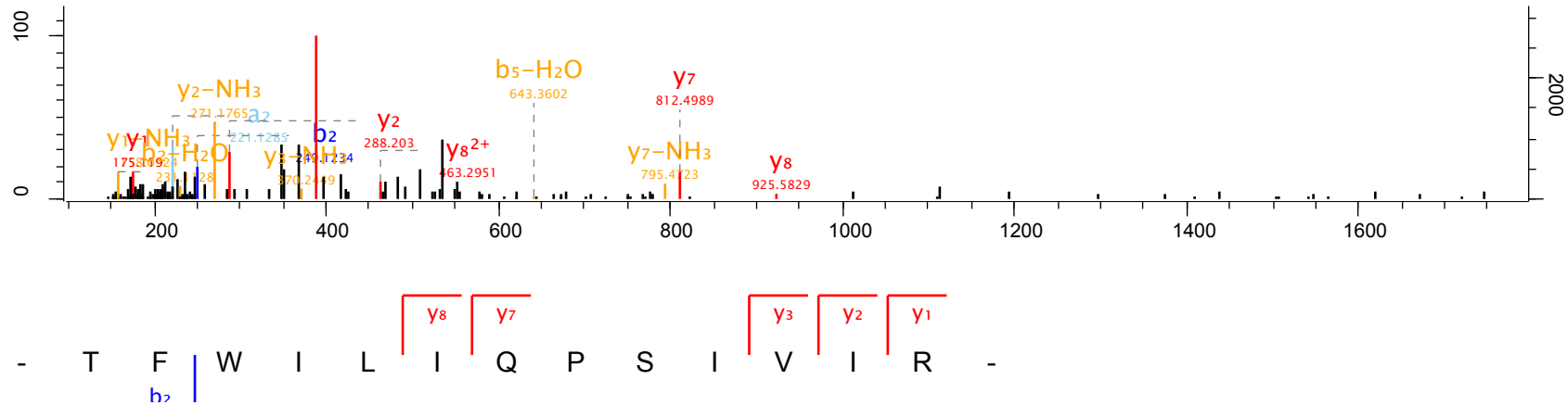
EYA3



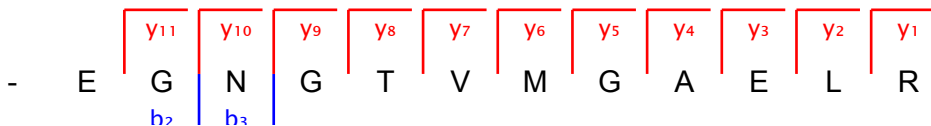
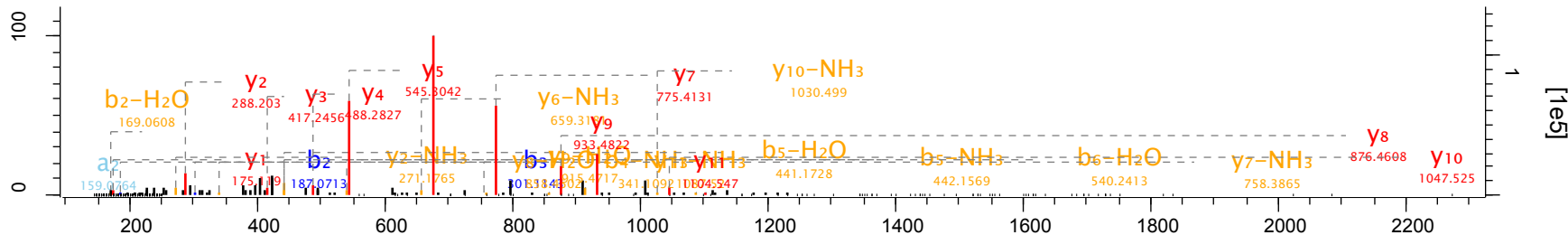
Raw file	Scan	Method	Score	m/z	Gene names
20150226_Hela_Top_opt_A3_01_1595	21455	TOF; CID	61.68	554.3	DNAH7



Raw file	Scan	Method	Score	m/z	Gene names
20150226_Hela_Top_opt_A3_01_1595	22112	TOF; CID	48.95	318.2	ZCCHC10



Raw file	Scan	Method	Score	m/z	Gene names
20150226_Hela_Top_opt_A3_01_1595	22155	TOF; CID	76.36	617.3	MYL3;MYL1





Raw file

20150226\_Hela\_Top\_opt\_A3\_01\_1595

Scan

25570

Method

TOF; CID

Score

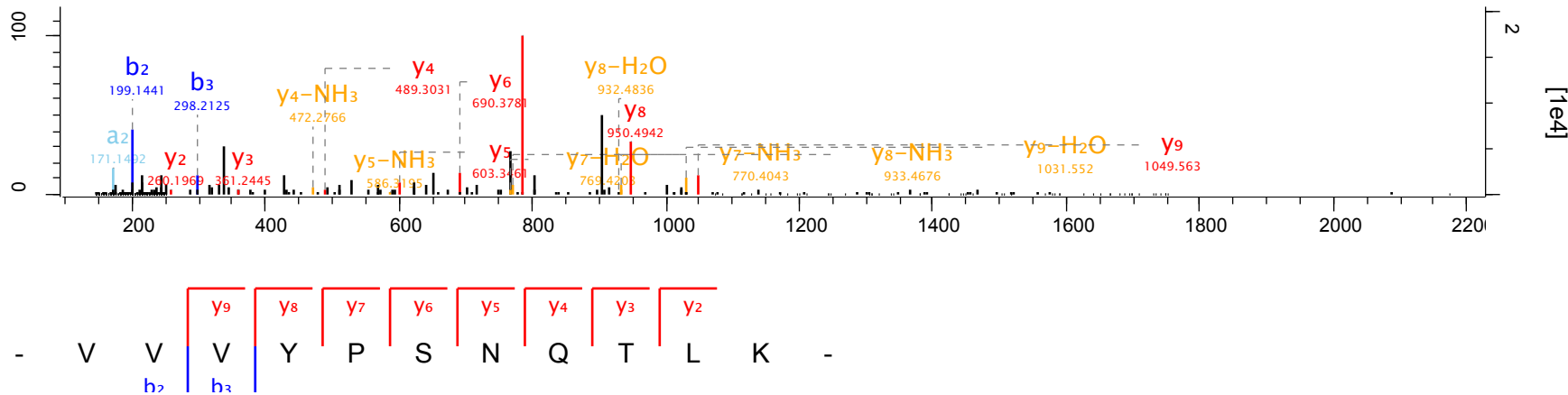
84.69

m/z

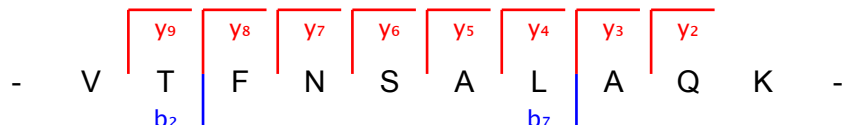
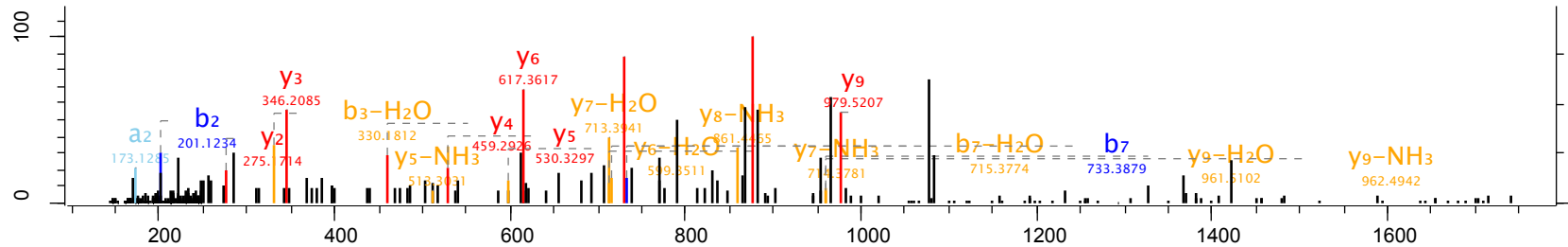
624.86

Gene names

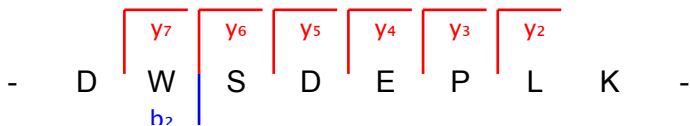
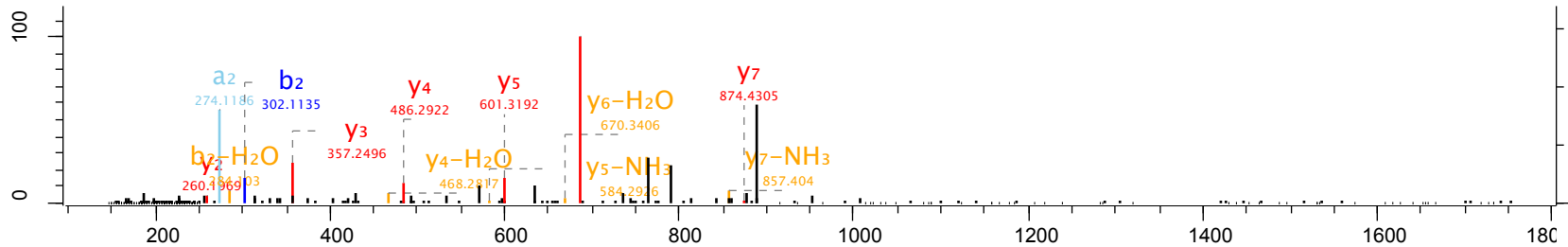
THG1L



Raw file	Scan	Method	Score	m/z	Gene names
20150226_Hela_Top_opt_A3_01_1595	25688	TOF; CID	91.64	539.8	ITM2B

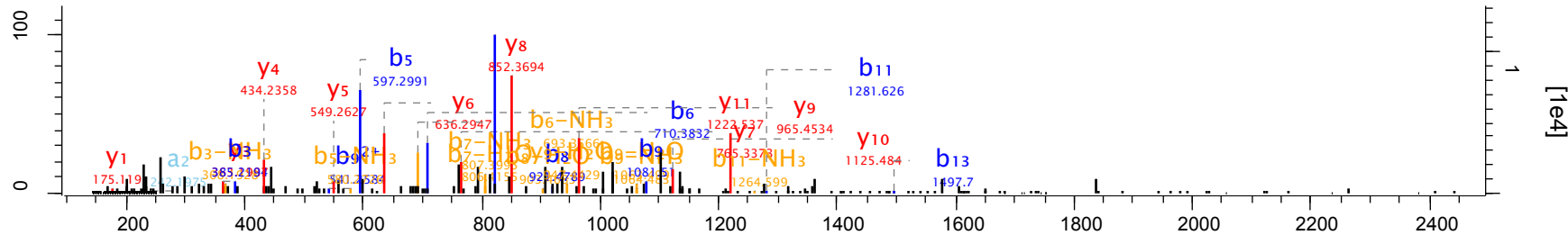


Raw file	Scan	Method	Score	m/z	Gene names
20150226_Hela_Top_opt_A3_01_1595	27112	TOF; CID	73.66	495.24	VLDLR



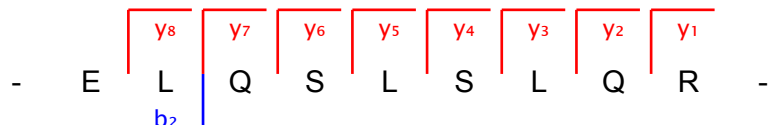
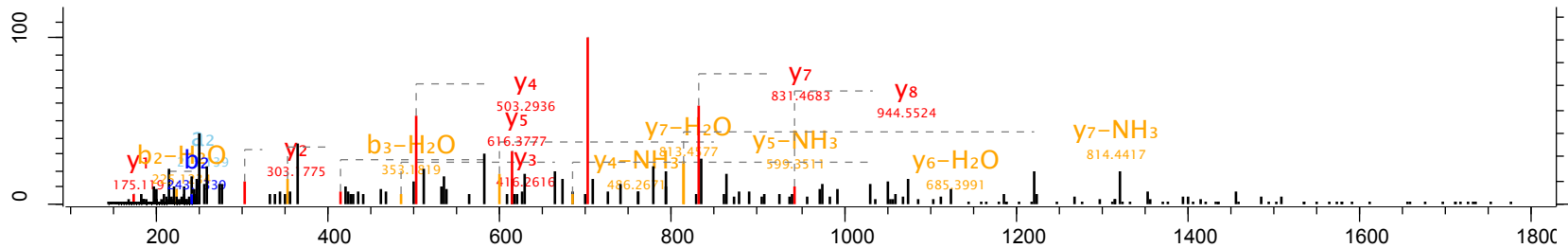
[1e4]

Raw file	Scan	Method	Score	m/z	Gene names
20150226_Hela_Top_opt_A3_01_1595	27782	TOF; CID	76.12	682.66	CHCHD7



- L R | D | P D | I | N P C L S E S D A S T R -  
 a2 | b3 | b5 | b6 | b7 | b8 | b9 | b11 | b13

Raw file	Scan	Method	Score	m/z	Gene names
20150226_Hela_Top_opt_A3_01_1595	28219	TOF; CID	60.4	537.81	ATP5SL;DDHD2



Raw file

20150226\_Hela\_Top\_opt\_A3\_01\_1595

Scan

28356

Method

TOF; CID

Score

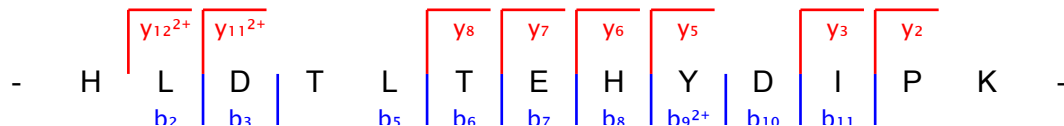
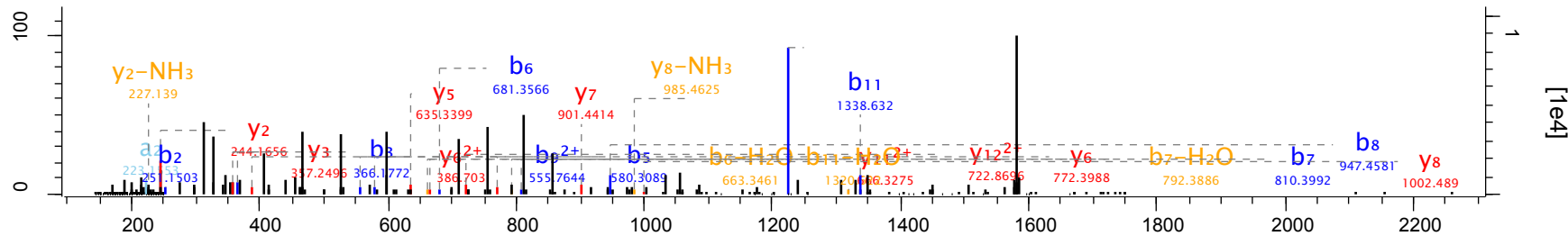
76.24

m/z

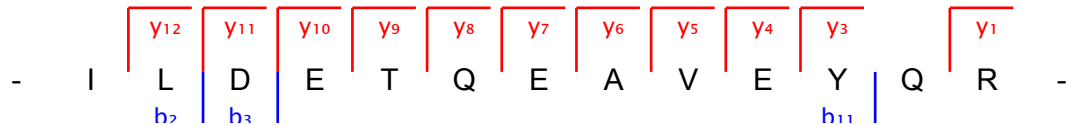
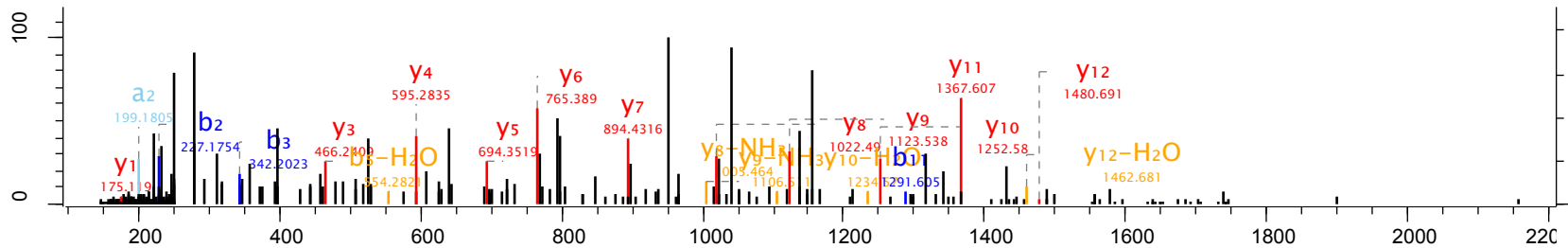
528.27

Gene names

FAM32A



Raw file	Scan	Method	Score	m/z	Gene names
20150226_Hela_Top_opt_A3_01_1595	28720	TOF; CID	69.92	797.4	CHMP6



Raw file

20150226\_Hela\_Top\_opt\_A3\_01\_1595

Scan

30759

Method

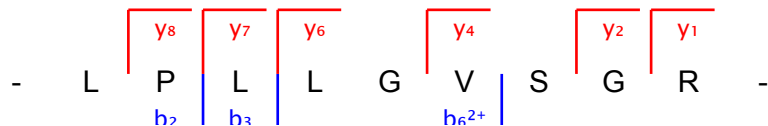
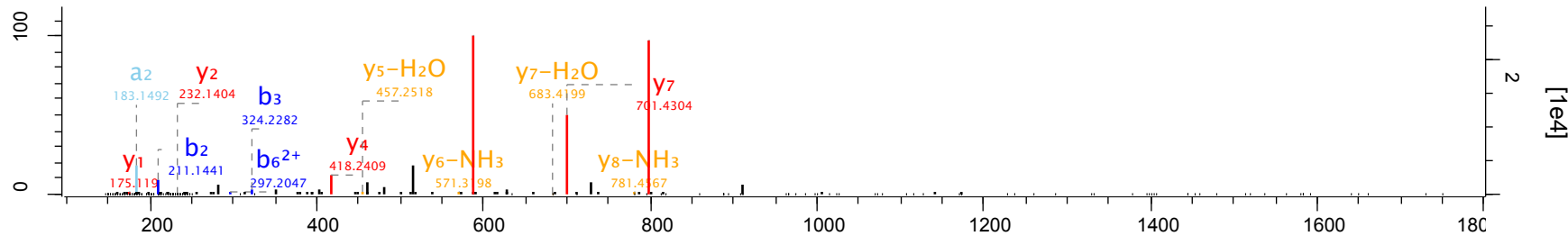
TOF; CID

Score

65.22

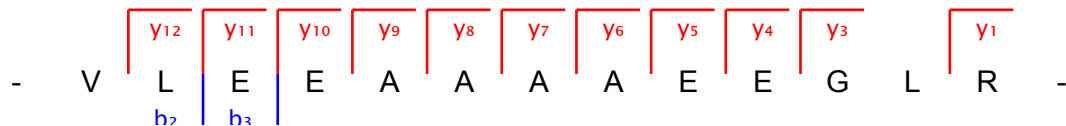
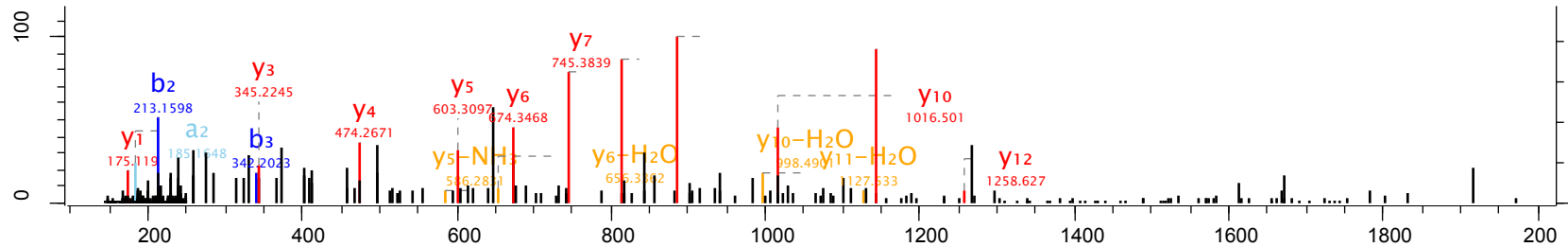
m/z

456.29





Raw file	Scan	Method	Score	m/z	Gene names
20150226_Hela_Top_opt_A3_01_1595	31801	TOF; CID	71.88	679.36	DAPK3



Raw file

20150226\_Hela\_Top\_opt\_A3\_01\_1595

Scan

32946

Method

TOF; CID

Score

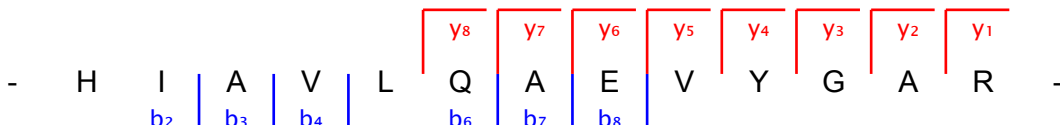
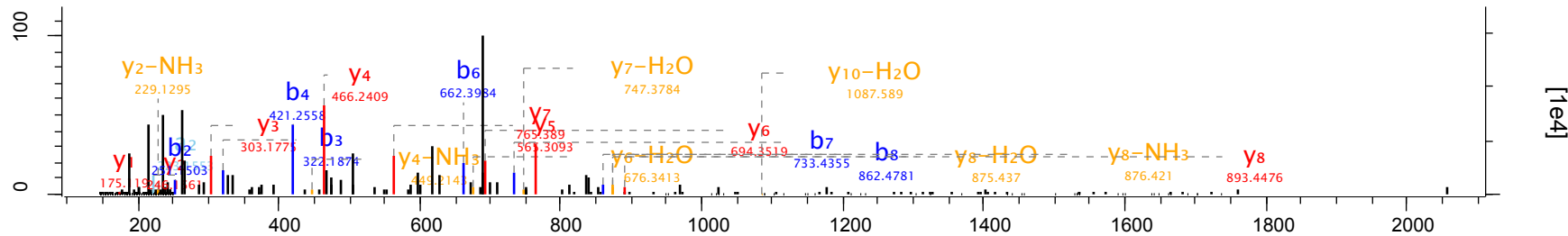
63.91

m/z

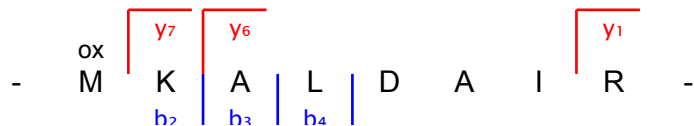
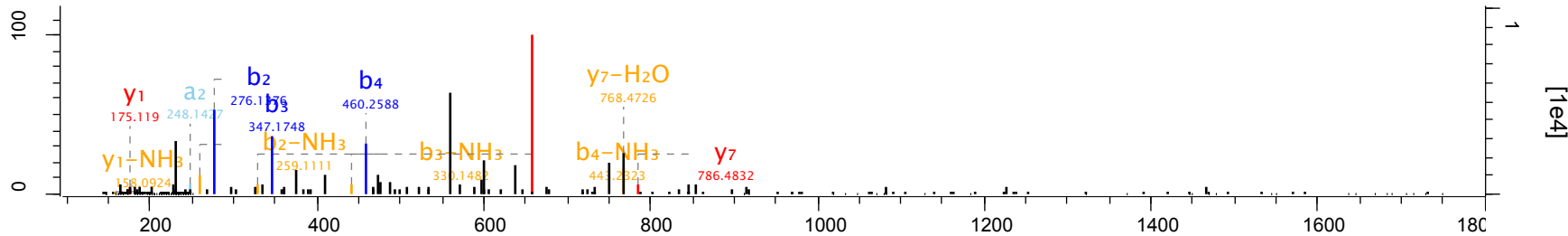
476.27

Gene names

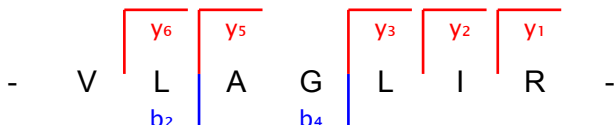
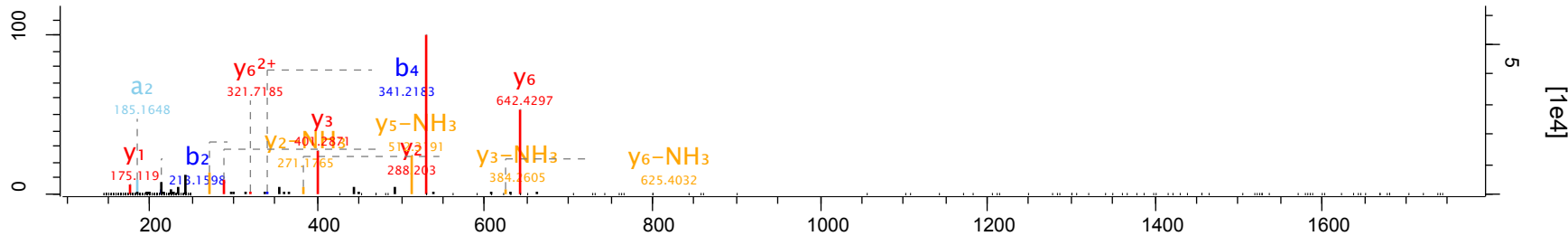
GOPC



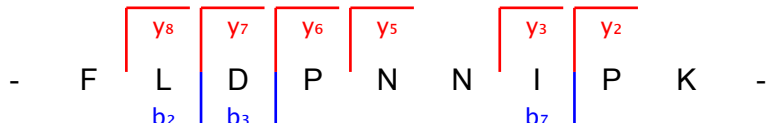
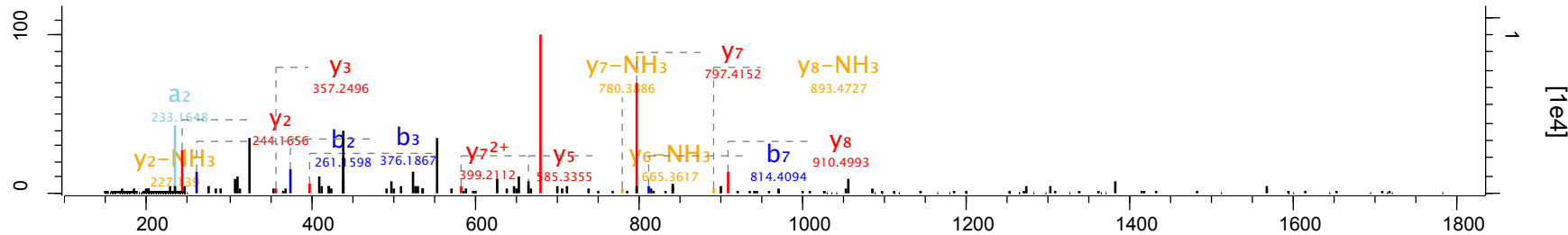
Raw file	Scan	Method	Score	m/z	Gene names
20150226_Hela_Top_opt_A3_01_1595	33483	TOF; CID	69.2	467.27	C1orf43



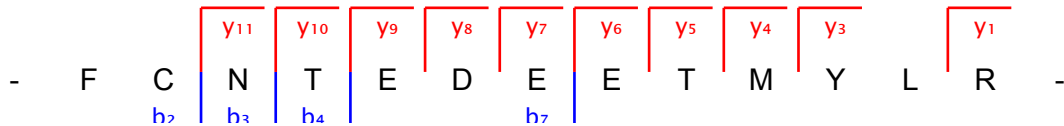
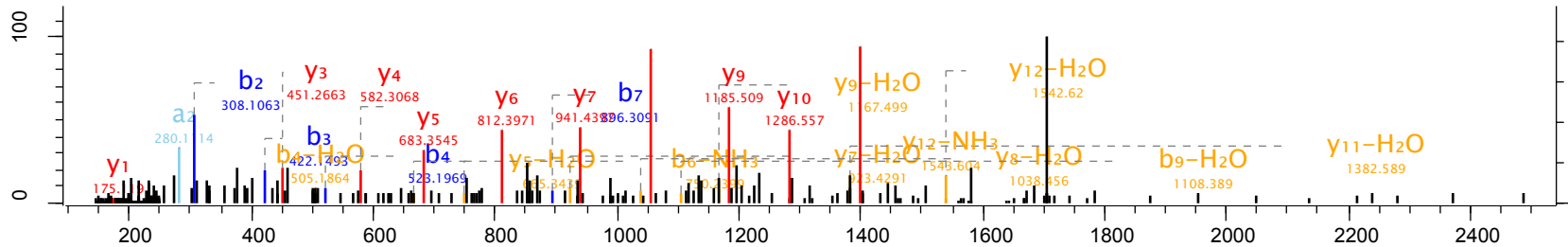
Raw file	Scan	Method	Score	m/z	Gene names
20150226_Hela_Top_opt_A3_01_1595	34288	TOF; CID	93.88	371.26	RTTN



Raw file	Scan	Method	Score	m/z	Gene names
20150226_Hela_Top_opt_A3_01_1595	34685	TOF; CID	66.3	529.29	ALG8



Raw file	Scan	Method	Score	m/z	Gene names
20150226_Hela_Top_opt_A3_01_1595	34786	TOF; CID	84.3	854.36	CXorf56



Raw file

20150226\_Hela\_Top\_opt\_A3\_01\_1595

Scan

35524

Method

TOF; CID

Score

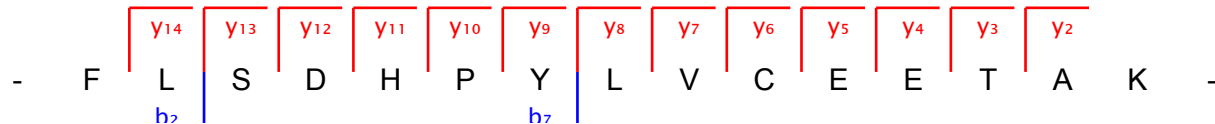
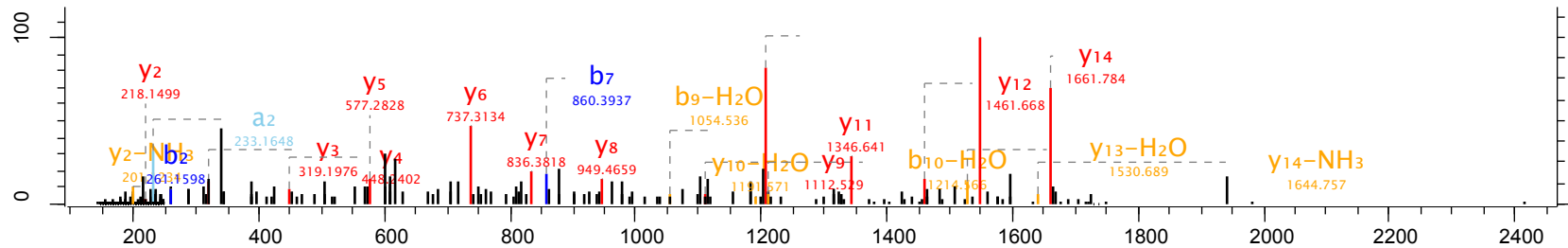
76.82

m/z

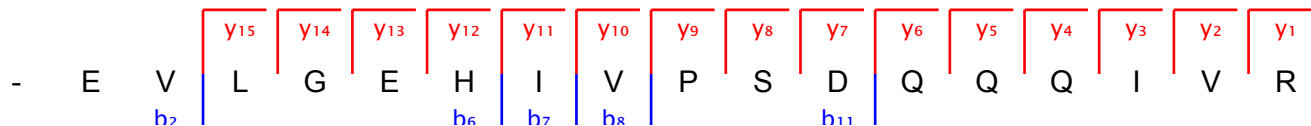
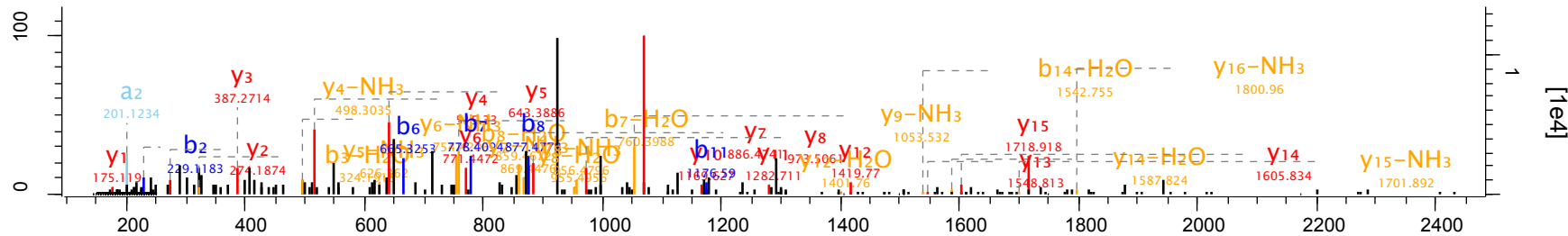
603.63

Gene names

CDC37L1



Raw file	Scan	Method	Score	m/z	Gene names
20150226_Hela_Top_opt_A3_01_1595	36367	TOF; CID	127.3	650.35	EIF1AD





Raw file

20150226\_Hela\_Top\_opt\_A3\_01\_1595

Scan

37297

Method

TOF; CID

Score

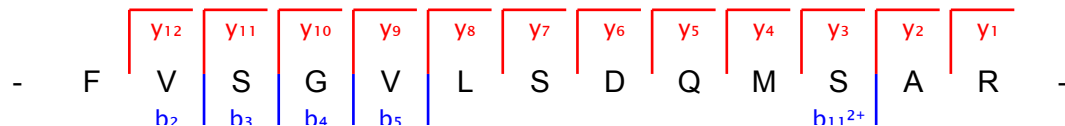
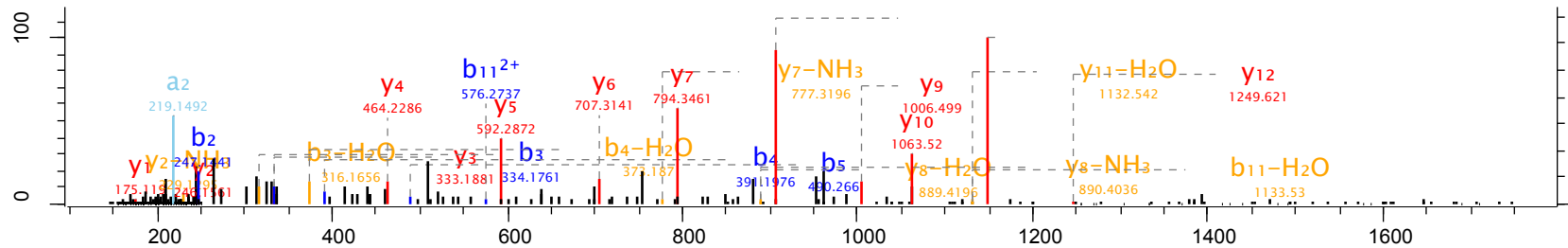
63.79

m/z

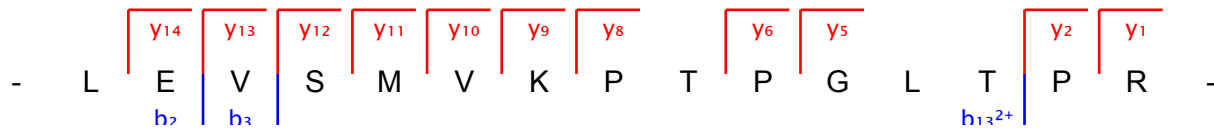
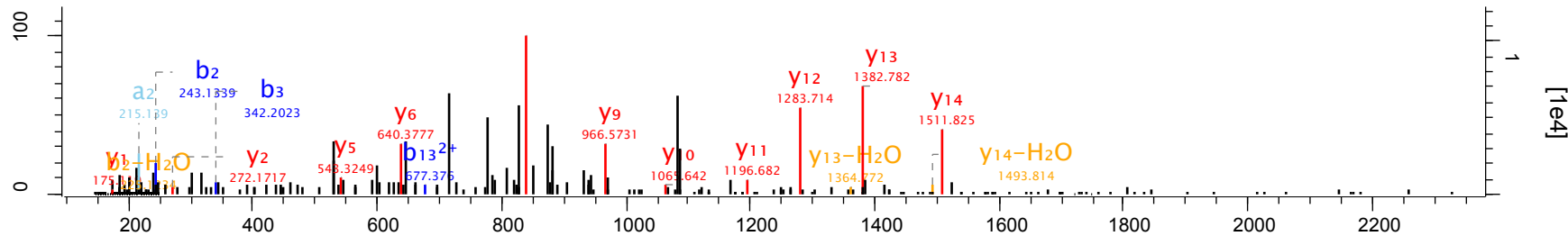
698.85

Gene names

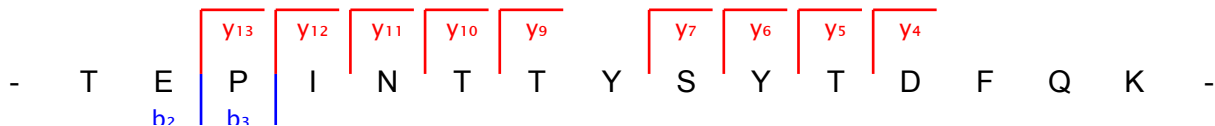
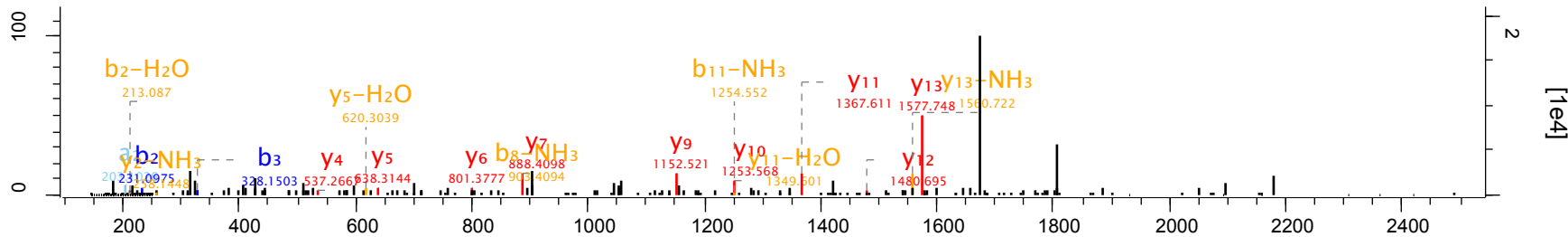
SLC37A4



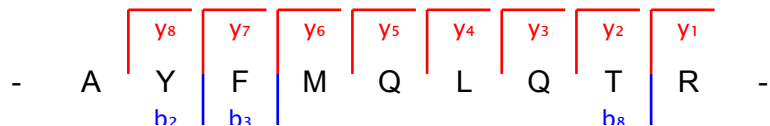
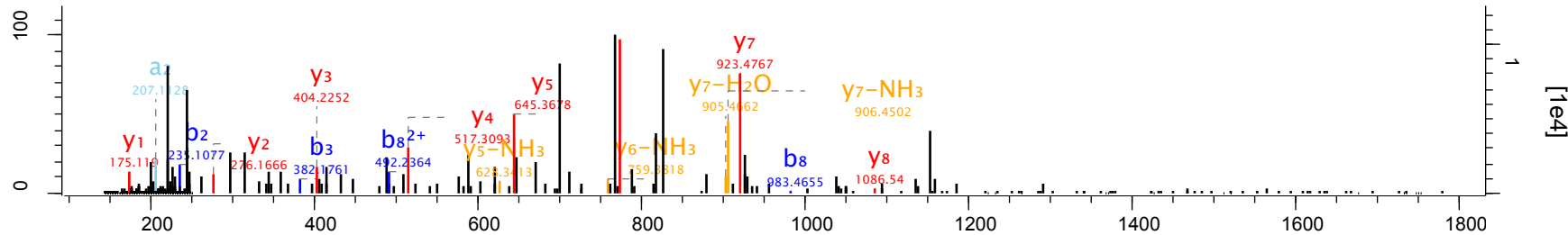
Raw file	Scan	Method	Score	m/z	Gene names
20150226_Hela_Top_opt_A3_01_1595	37970	TOF; CID	48.22	542.31	CDCA8



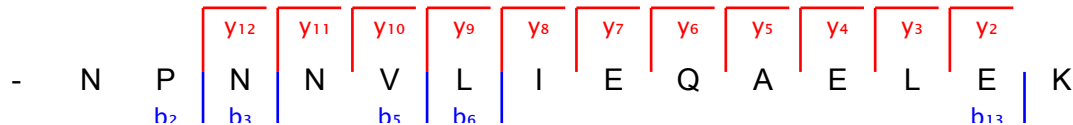
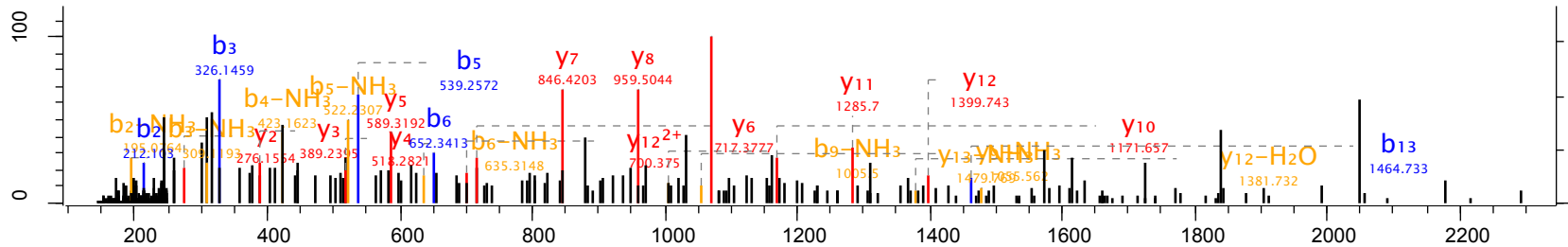
Raw file	Scan	Method	Score	m/z	Gene names
20150226_Hela_Top_opt_A3_01_1595	39090	TOF; CID	46.89	904.43	DCAF16



Raw file	Scan	Method	Score	m/z	Gene names
20150226_Hela_Top_opt_A3_01_1595	39300	TOF; CID	79.16	579.3	POLR3K



Raw file	Scan	Method	Score	m/z	Gene names
20150226_Hela_Top_opt_A3_01_1595	40423	TOF; CID	89.14	806.43	ERICH1



Raw file

20150226\_Hela\_Top\_opt\_A3\_01\_1595

Scan

40639

Method

TOF; CID

Score

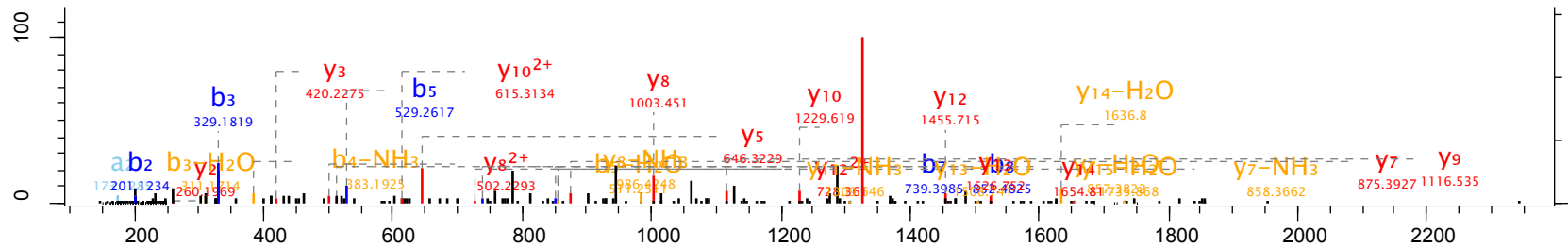
78.95

m/z

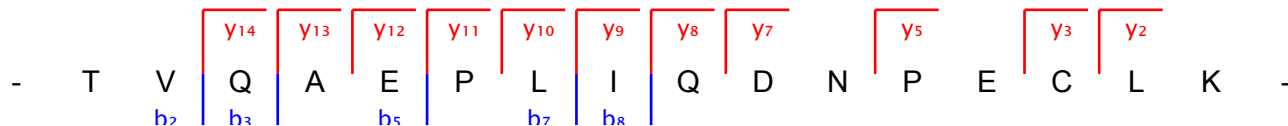
928.47

Gene names

KLHL7



[1e4]



Raw file

Scan

Method

Score

m/z

Gene names

20150226\_Hela\_Top\_opt\_A3\_01\_1595

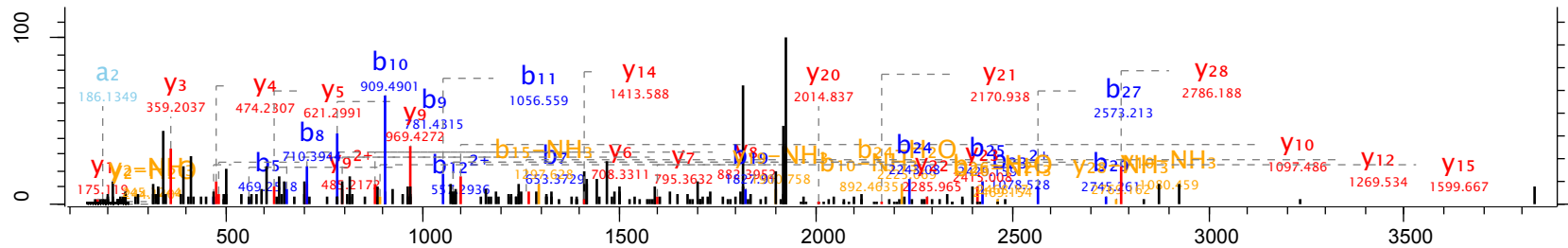
40657

TOF; CID

38.45

961.7

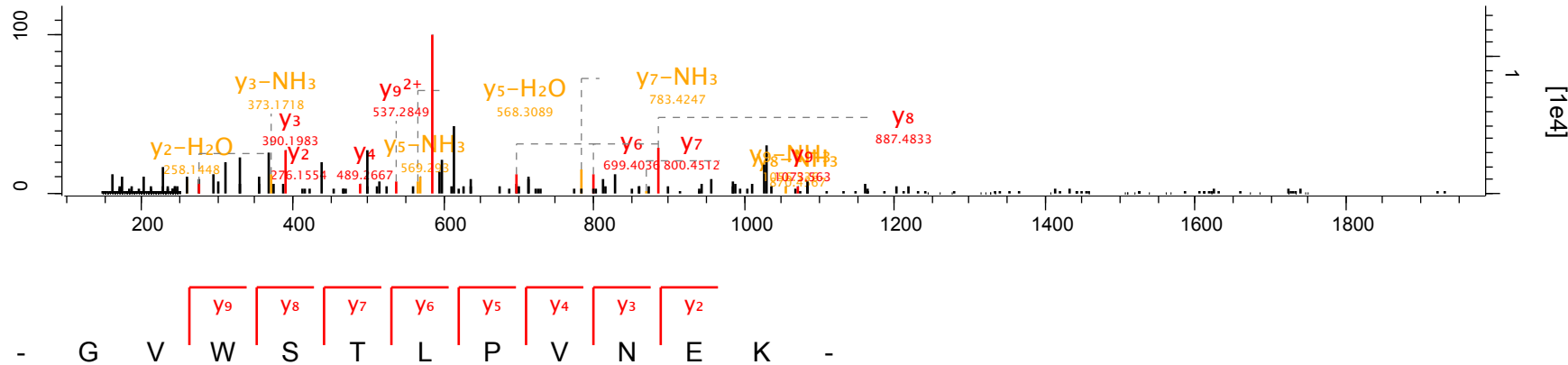
TCF3



- G R P A S L A G A Q F G G S G L E D R P S

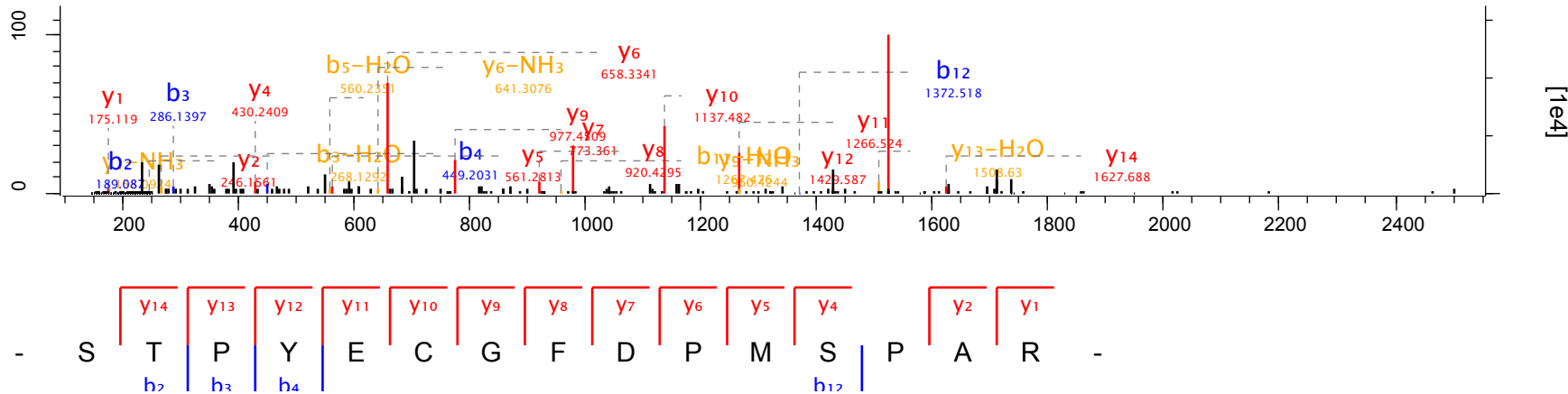
a<sub>2</sub> h<sub>5</sub> h<sub>7</sub> h<sub>8</sub> h<sub>9</sub> h<sub>10</sub> h<sub>11</sub> h<sub>12</sub><sup>2+</sup> h<sub>19</sub> y<sub>20</sub> y<sub>21</sub> y<sub>22</sub> y<sub>23</sub> y<sub>28</sub>

Raw file	Scan	Method	Score	m/z	Gene names
20150226_Hela_Top_opt_A3_01_1595	40943	TOF; CID	57.16	615.34	YTHDC1

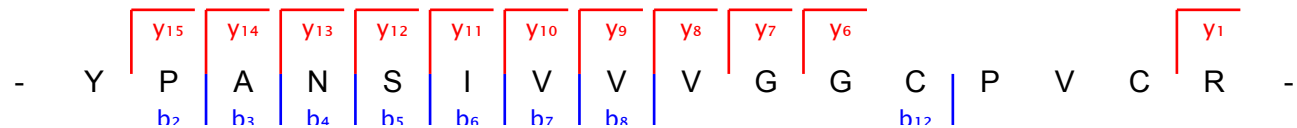
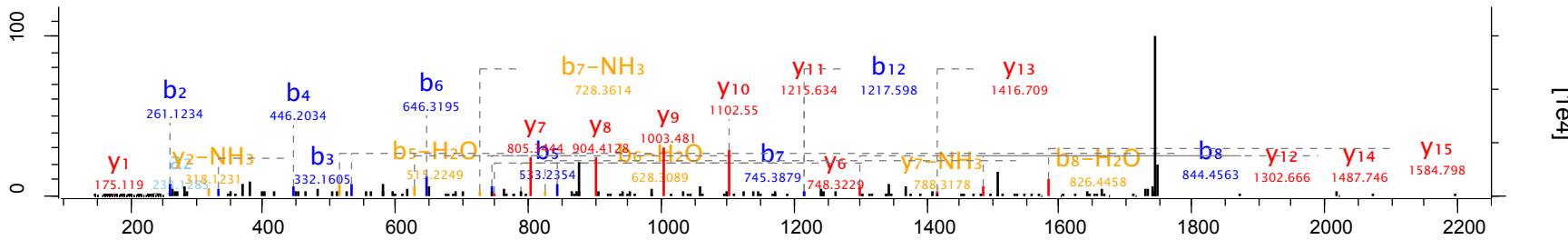




Raw file	Scan	Method	Score	m/z	Gene names
20150226_Hela_Top_opt_A3_01_1595	40992	TOF; CID	69.48	857.87	MT-ND3



Raw file	Scan	Method	Score	m/z	Gene names
20150226_Hela_Top_opt_A3_01_1595	41403	TOF; CID	100.23	874.44	BRI3



Raw file

20150226\_Hela\_Top\_opt\_A3\_01\_1595

Scan

44724

Method

TOF; CID

Score

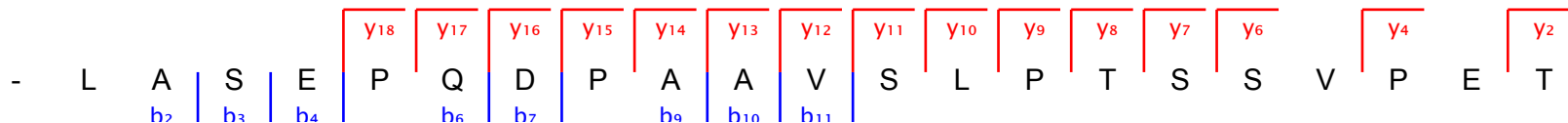
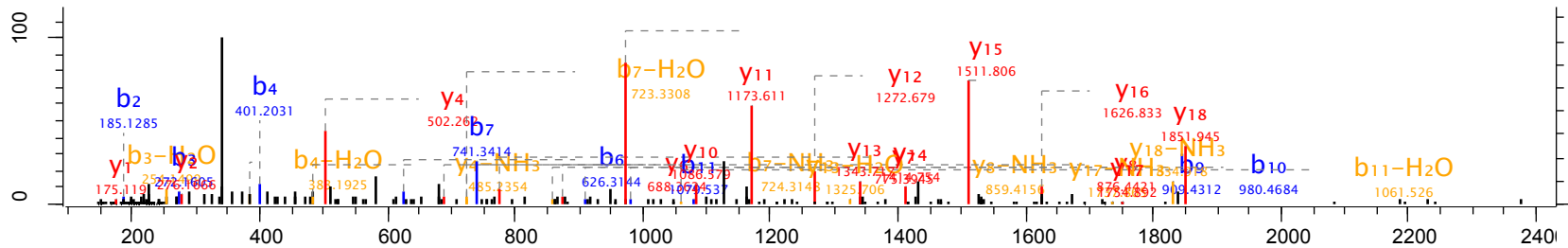
91.73

m/z

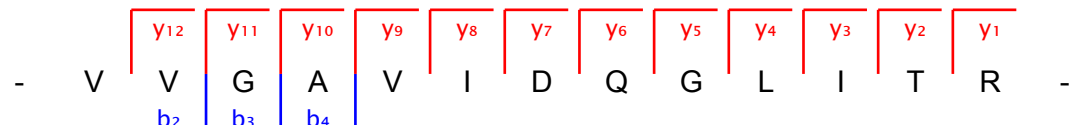
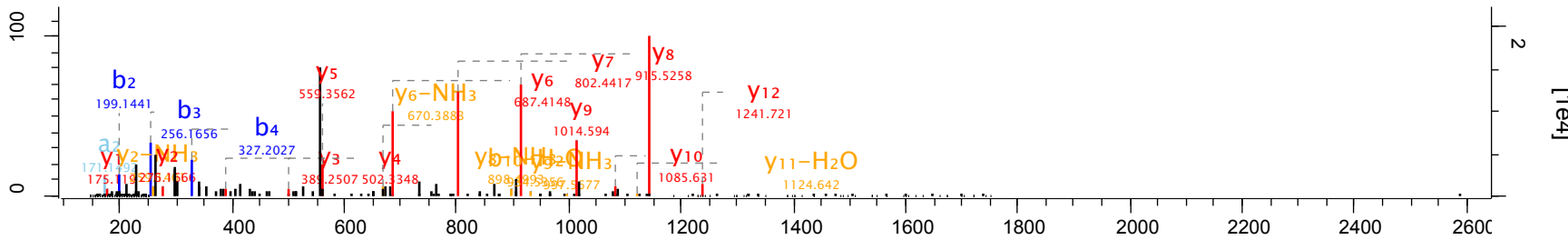
1127.09

Gene names

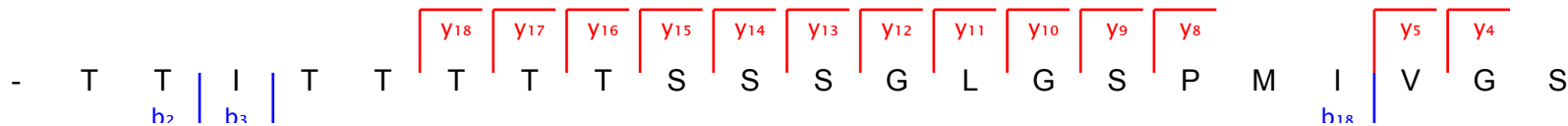
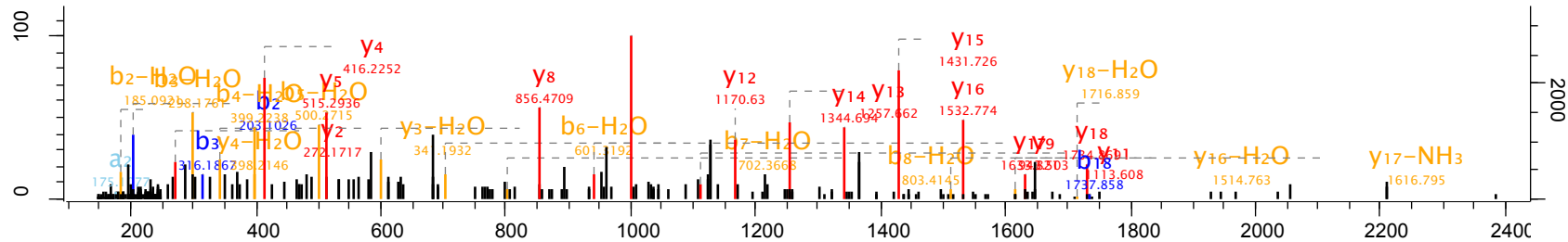
MZT2B;MZT2A



Raw file	Scan	Method	Score	m/z	Gene names
20150226_Hela_Top_opt_A3_01_1595	45267	TOF; CID	92.04	670.9	LOC102288414



Raw file	Scan	Method	Score	m/z	Gene names
20150226_Hela_Top_opt_A3_01_1595	45342	TOF; CID	72.32	1127.08	MYADM



Raw file

20150226\_Hela\_Top\_opt\_A3\_01\_1595

Scan

46462

Method

TOF; CID

Score

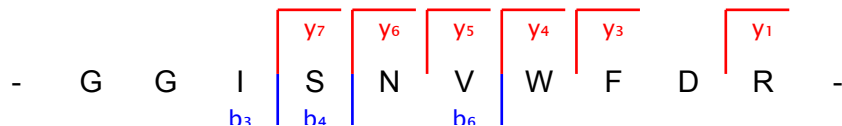
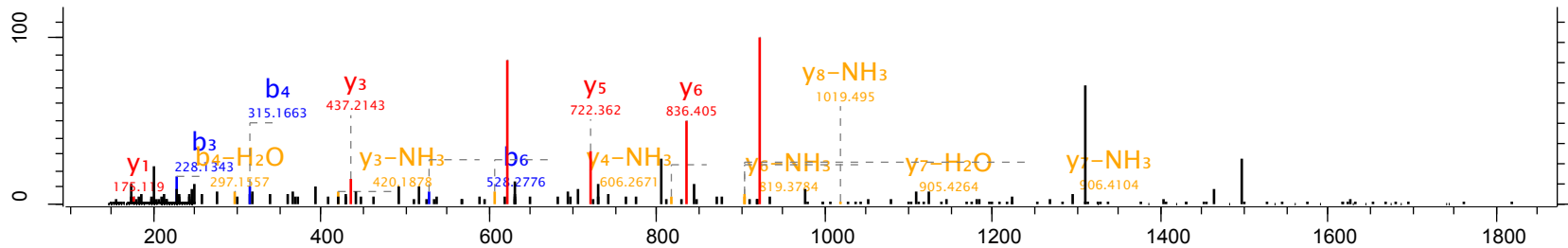
58.63

m/z

575.79

Gene names

LYPLAL1



Raw file

20150226\_Hela\_Top\_opt\_A3\_01\_1595

Scan

46499

Method

TOF; CID

Score

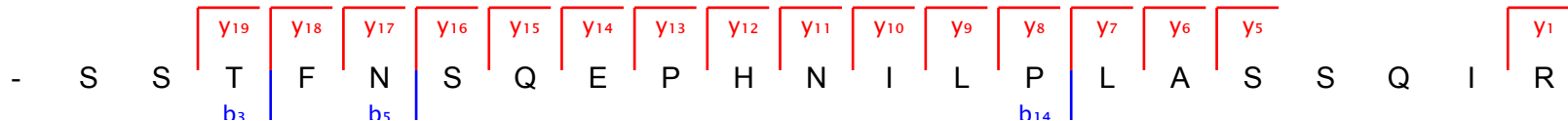
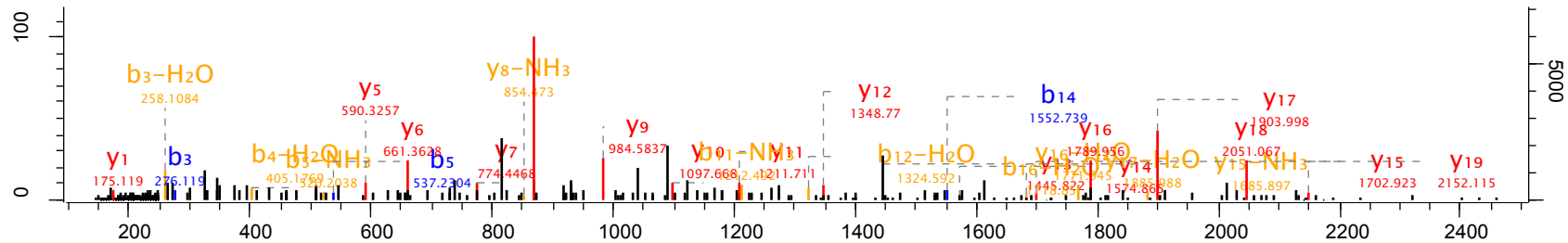
65.21

m/z

776.4

Gene names

COG1;ADCK1



Raw file

Scan

Method

Score

m/z

Gene names

20150226\_Hela\_Top\_opt\_A3\_01\_1595

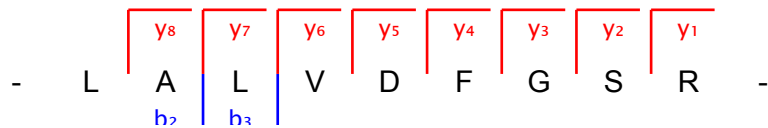
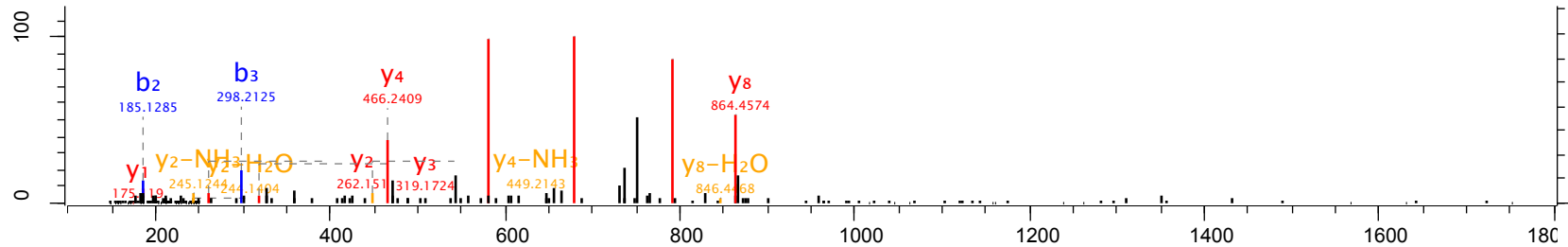
46625

TOF; CID

59.07

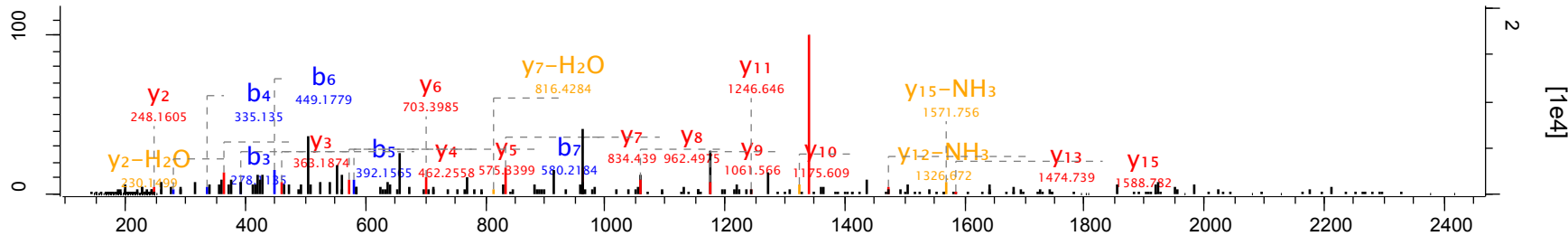
489.28

GATC





Raw file	Scan	Method	Score	m/z	Gene names
20150226_Hela_Top_opt_A3_01_1595	47331	TOF; CID	43.16	962.47	CDC42SE2



Raw file

20150226\_Hela\_Top\_opt\_A3\_01\_1595

Scan

47513

Method

TOF; CID

Score

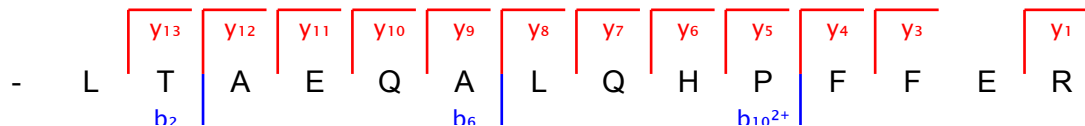
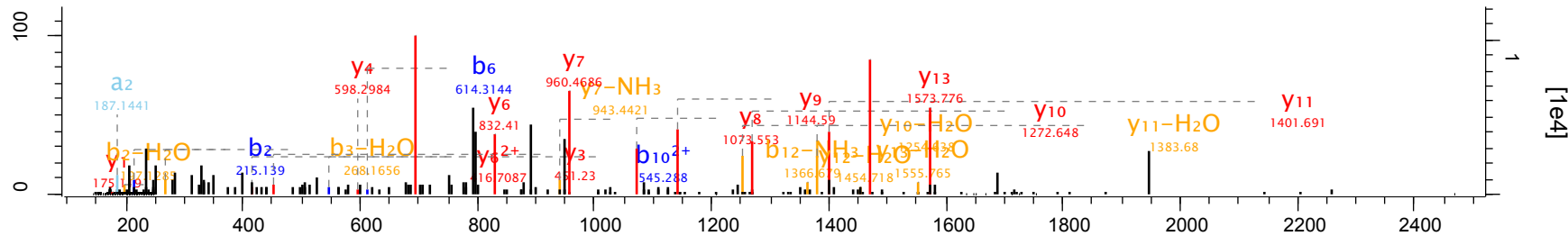
96.67

m/z

562.96

Gene names

PHKG2



Raw file

20150226\_Hela\_Top\_opt\_A3\_01\_1595

Scan

47727

Method

TOF; CID

Score

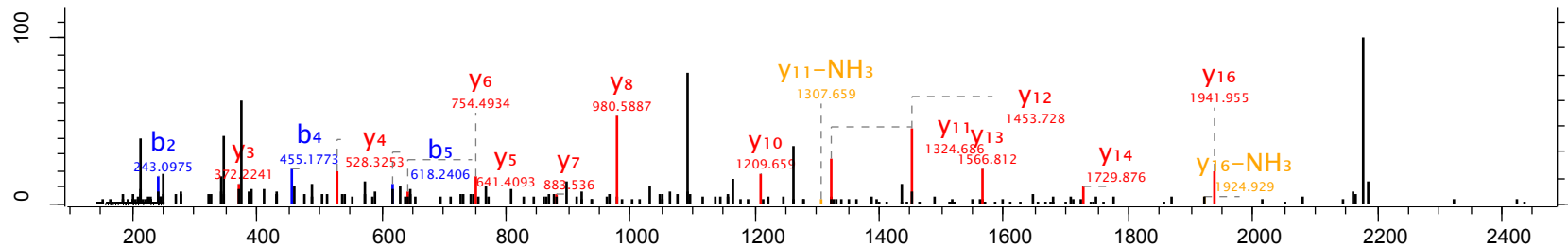
56.42

m/z

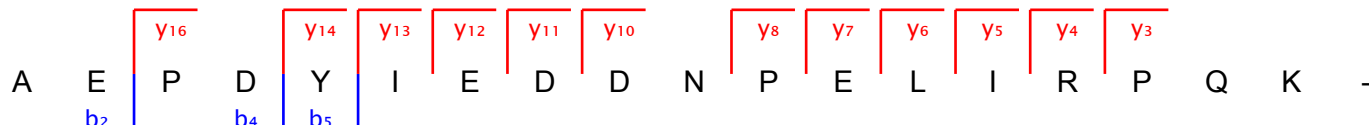
1092.54

Gene names

FAM107B



ac



Raw file

20150226\_Hela\_Top\_opt\_A3\_01\_1595

Scan

48541

Method

TOF; CID

Score

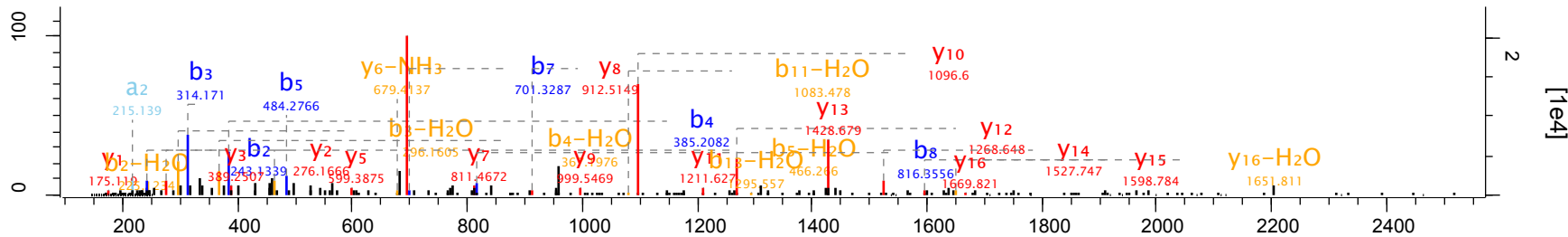
108.71

m/z

956.99

Gene names

GTPBP3

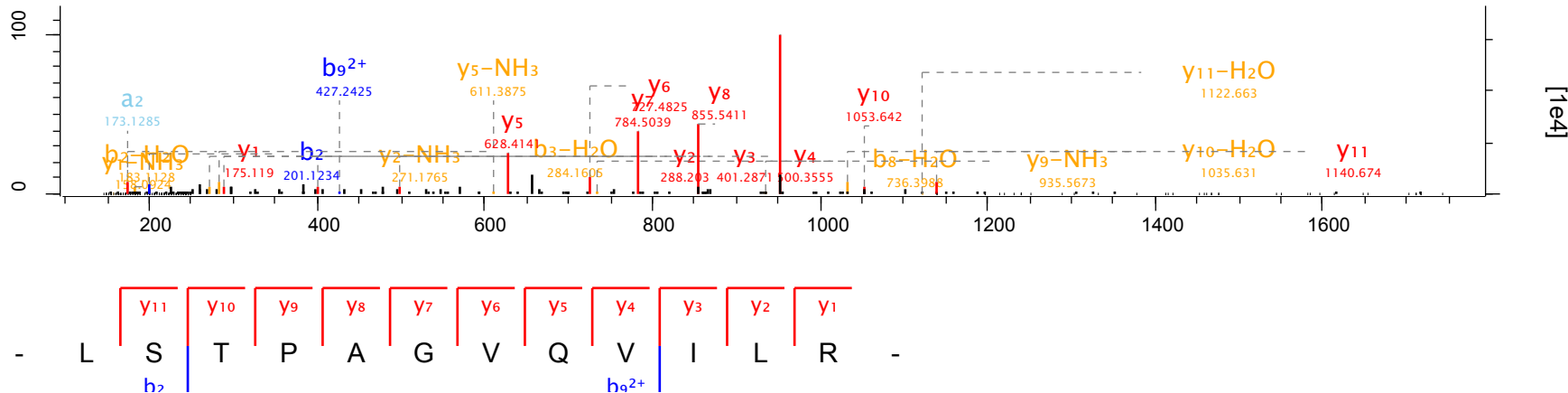


- E L A A V C G D P S T D P P L L T R -

b<sub>2</sub> b<sub>3</sub> b<sub>4</sub> b<sub>5</sub> b<sub>7</sub> b<sub>8</sub>

y<sub>16</sub> y<sub>15</sub> y<sub>14</sub> y<sub>13</sub> y<sub>12</sub> y<sub>11</sub> y<sub>10</sub> y<sub>9</sub> y<sub>8</sub> y<sub>7</sub> y<sub>6</sub> y<sub>5</sub> y<sub>3</sub> y<sub>2</sub> y<sub>1</sub>

Raw file	Scan	Method	Score	m/z	Gene names
20150226_Hela_Top_opt_A3_01_1595	49913	TOF; CID	94.77	627.39	MRPL34



Raw file

Scan

Method

Score

m/z

Gene names

20150226\_Hela\_Top\_opt\_A3\_01\_1595

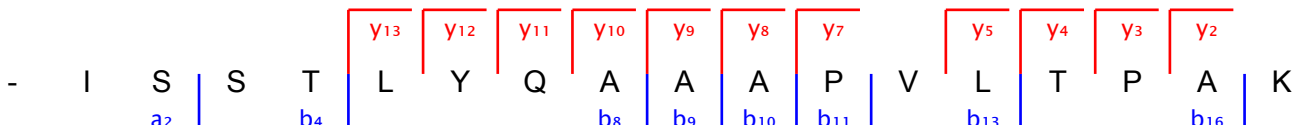
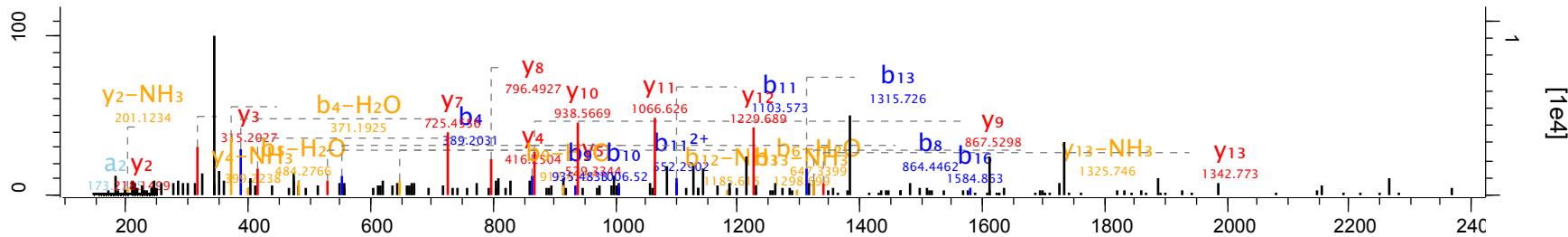
50753

TOF; CID

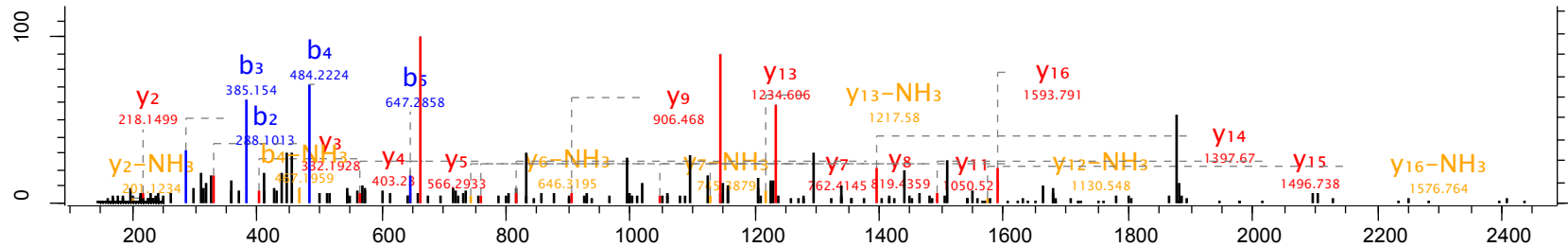
71.59

865.99

KRTCAP2



Raw file	Scan	Method	Score	m/z	Gene names
20150226_Hela_Top_opt_A3_01_1595	50898	TOF; CID	60.06	941.45	FAM168B



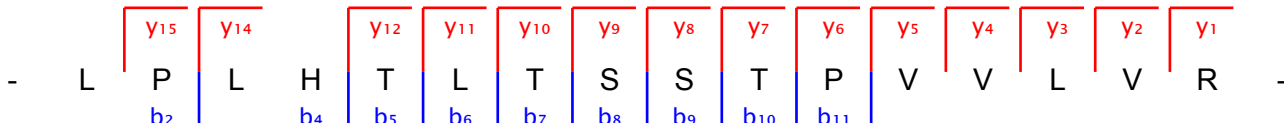
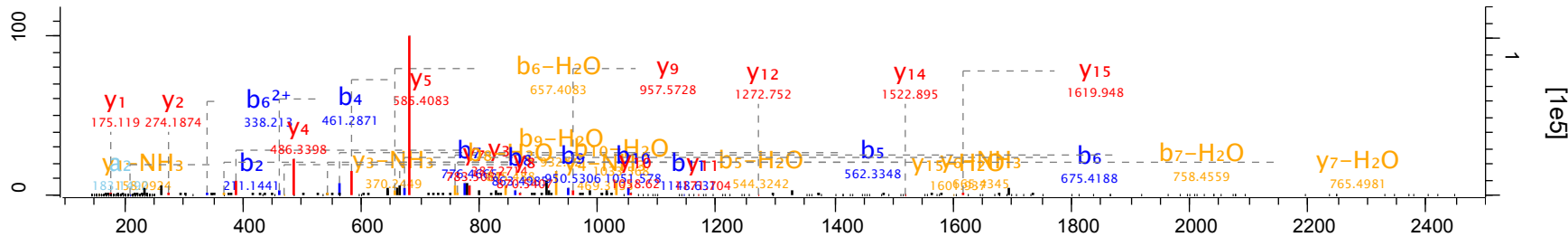
ac

- M N P V Y S P G S S G V P Y A N A K -

b<sub>2</sub> b<sub>3</sub> b<sub>4</sub> b<sub>5</sub>

y<sub>16</sub> y<sub>15</sub> y<sub>14</sub> y<sub>13</sub> y<sub>12</sub> y<sub>11</sub> y<sub>9</sub> y<sub>8</sub> y<sub>7</sub> y<sub>6</sub> y<sub>5</sub> y<sub>4</sub> y<sub>3</sub> y<sub>2</sub>

Raw file	Scan	Method	Score	m/z	Gene names
20150226_Hela_Top_opt_A3_01_1595	50934	TOF; CID	140.6	579.02	TMEM11





Raw file

20150226\_Hela\_Top\_opt\_A3\_01\_1595

Scan

51058

Method

TOF; CID

Score

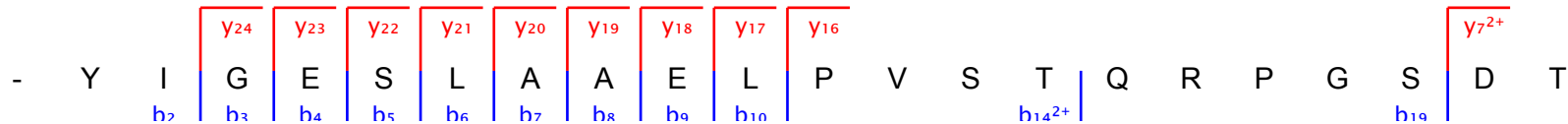
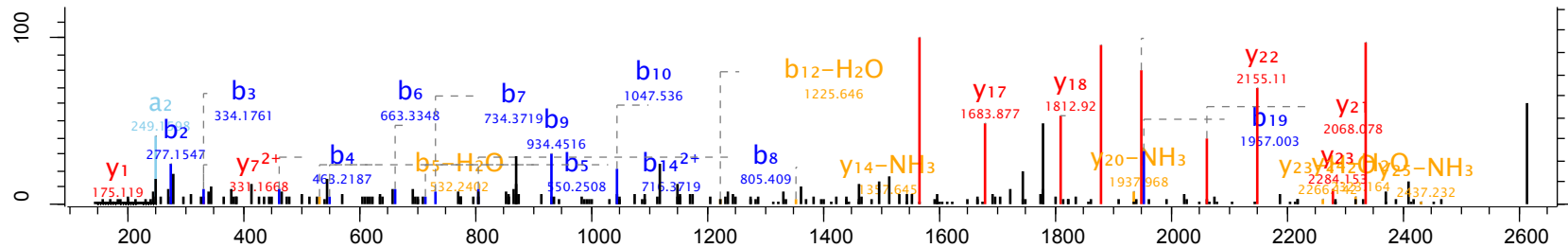
86.08

m/z

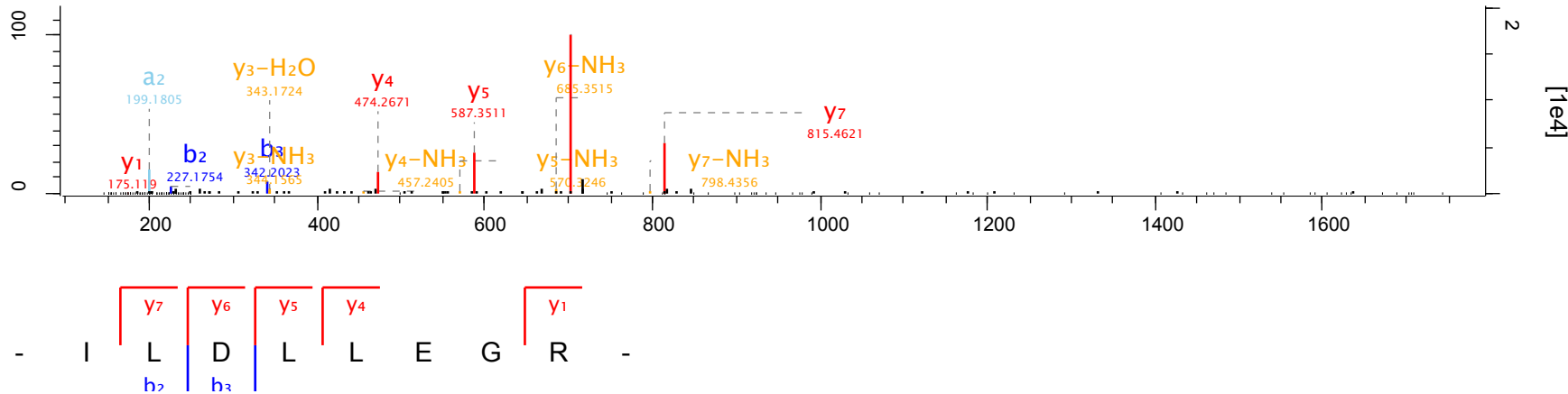
873.45

Gene names

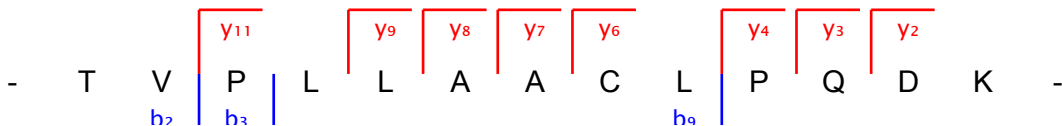
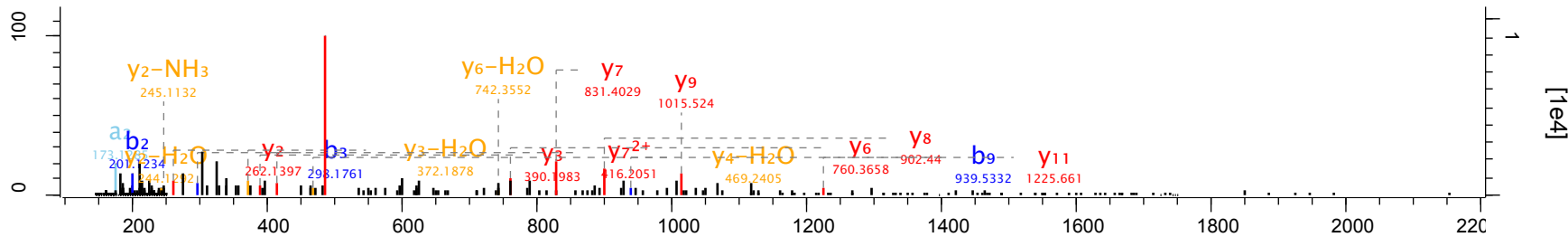
MCM3AP



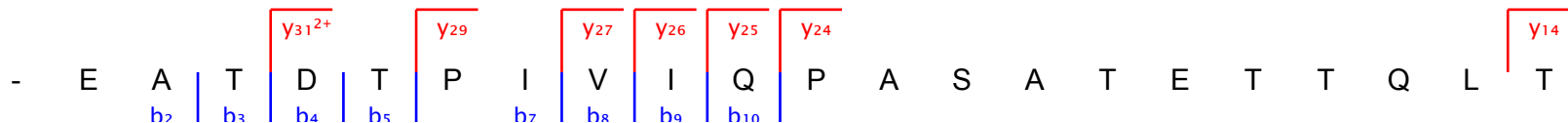
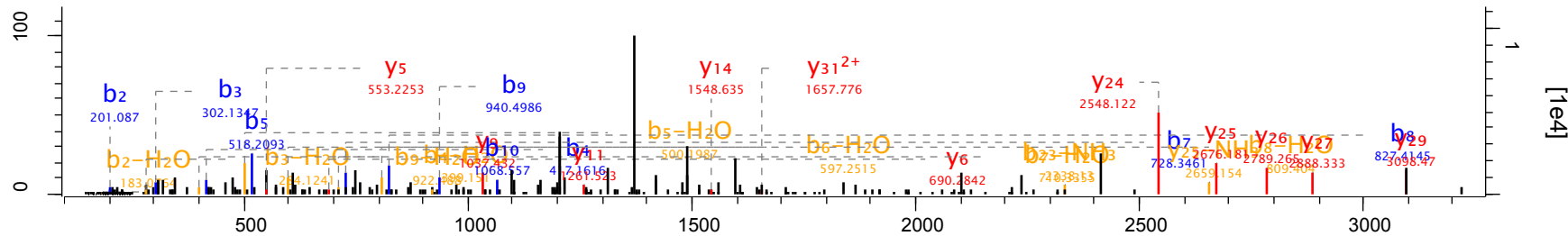
Raw file	Scan	Method	Score	m/z	Gene names
20150226_Hela_Top_opt_A3_01_1595	51538	TOF; CID	73.25	464.78	POC1B;TUWD12



Raw file	Scan	Method	Score	m/z	Gene names
20150226_Hela_Top_opt_A3_01_1595	51725	TOF; CID	52.89	713.4	DTWD2



Raw file	Scan	Method	Score	m/z	Gene names
20150226_Hela_Top_opt_A3_01_1595	52240	TOF; CID	48.8	1206.57	DNAJC5



Raw file

20150226\_Hela\_Top\_opt\_A3\_01\_1595

Scan

52823

Method

TOF; CID

Score

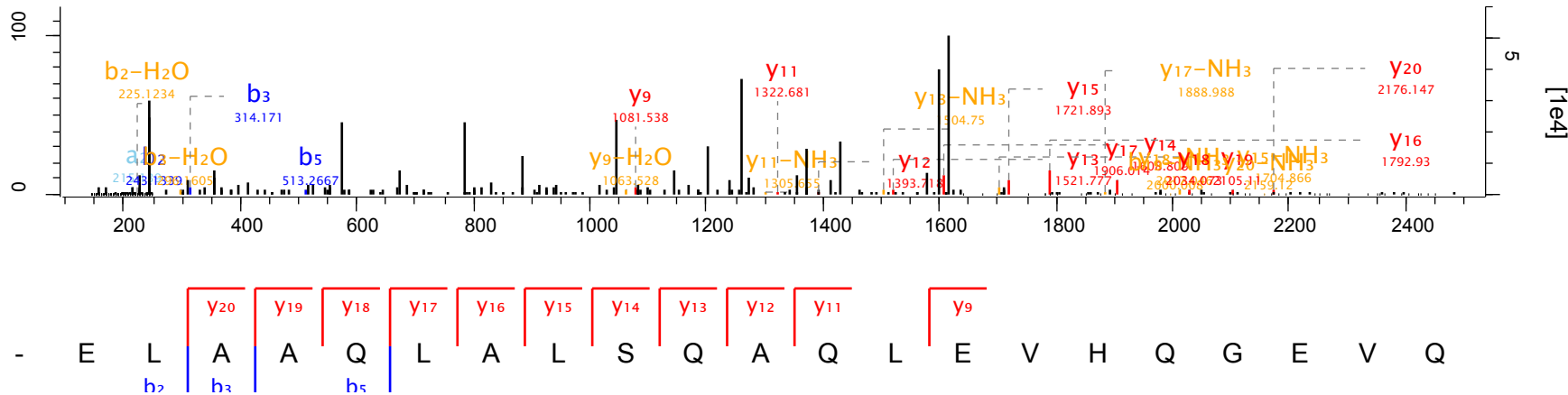
40.29

m/z

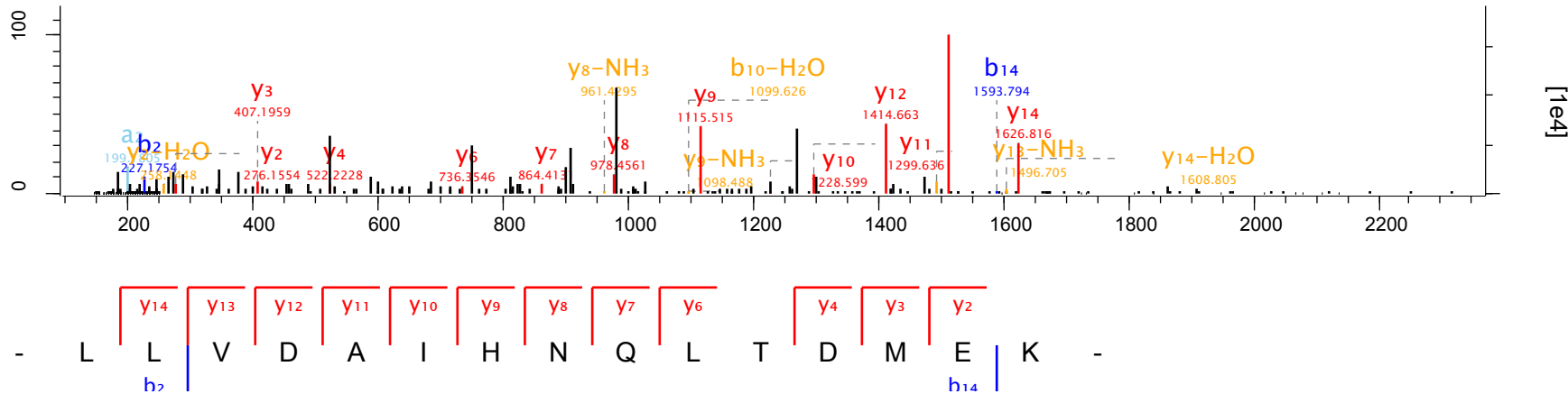
807.42

Gene names

FYCO1



Raw file	Scan	Method	Score	m/z	Gene names
20150226_Hela_Top_opt_A3_01_1595	53411	TOF; CID	52.86	580.64	UFSP2



Raw file

20150226\_Hela\_Top\_opt\_A3\_01\_1595

Scan

54460

Method

TOF; CID

Score

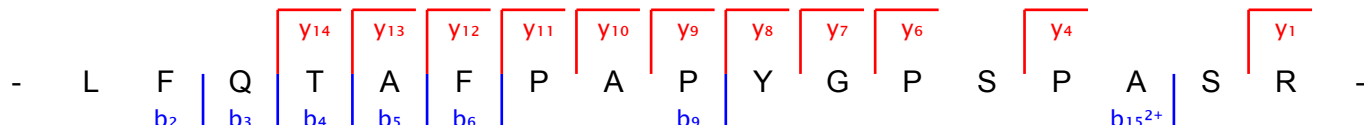
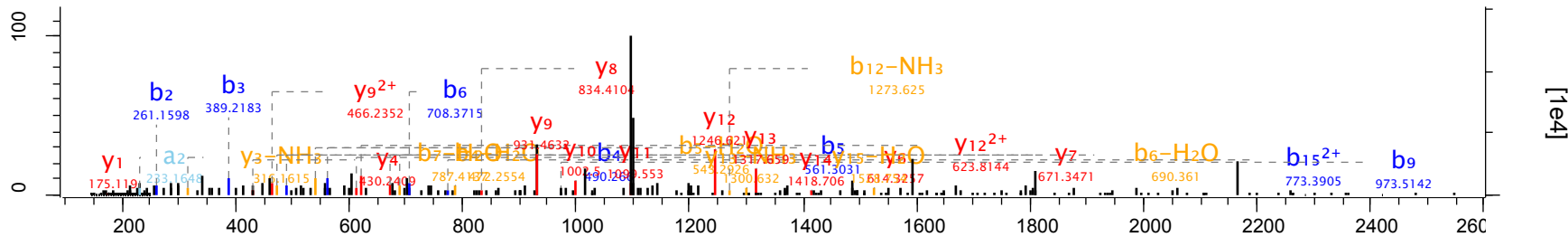
63.44

m/z

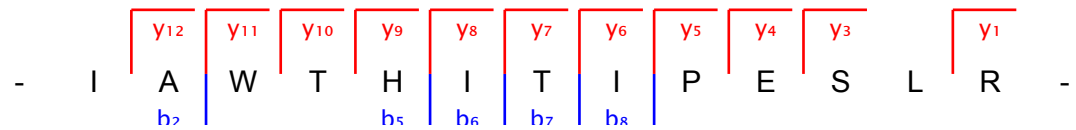
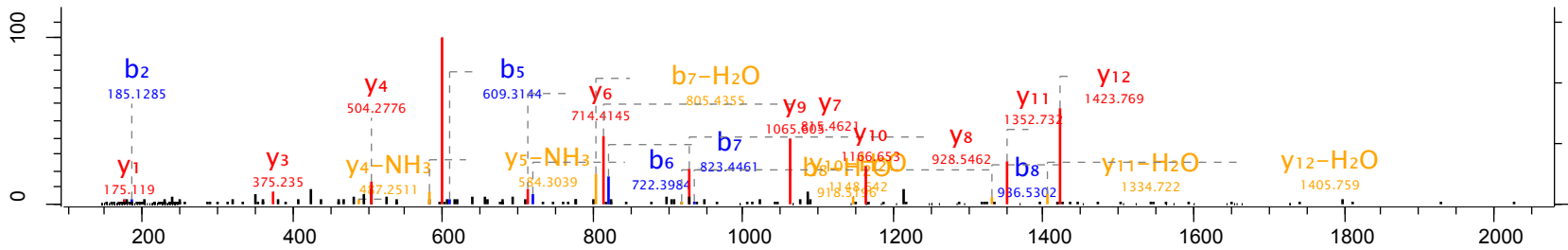
904.46

Gene names

TAF6L



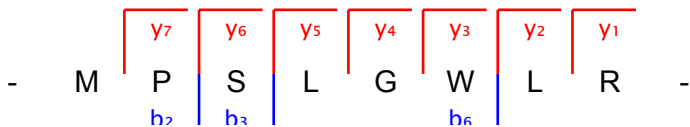
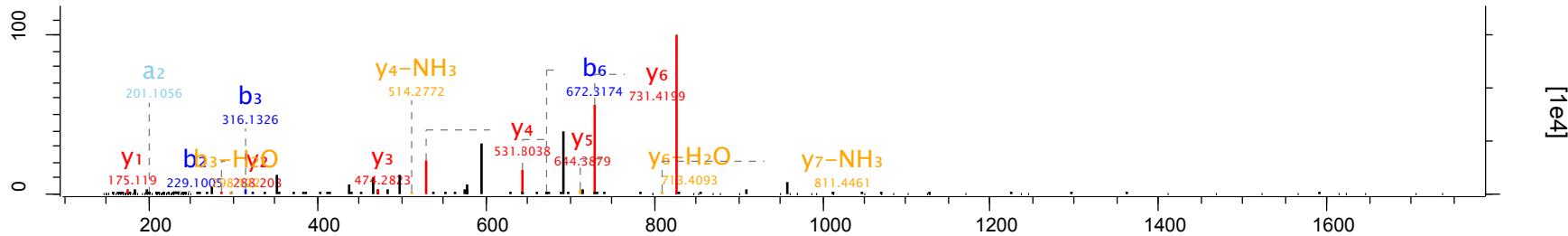
Raw file	Scan	Method	Score	m/z	Gene names
20150226_Hela_Top_opt_A3_01_1595	54625	TOF; CID	105.03	512.96	TOLLIP



[1e4]



Raw file	Scan	Method	Score	m/z	Gene names
20150226_Hela_Top_opt_A3_01_1595	54874	TOF; CID	69.63	480.26	BNIP2



Raw file

20150226\_Hela\_Top\_opt\_A3\_01\_1595

Scan

54985

Method

TOF; CID

Score

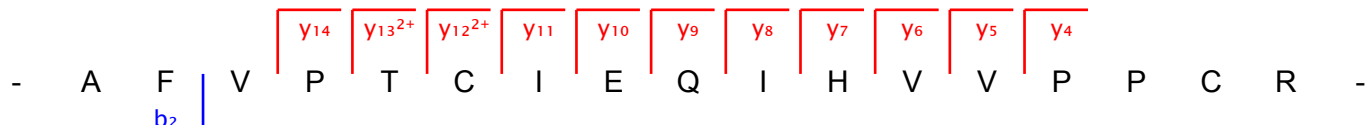
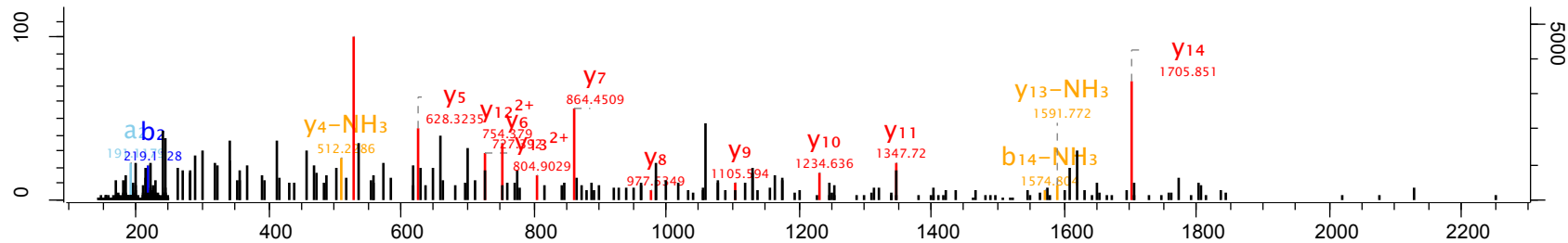
50.04

m/z

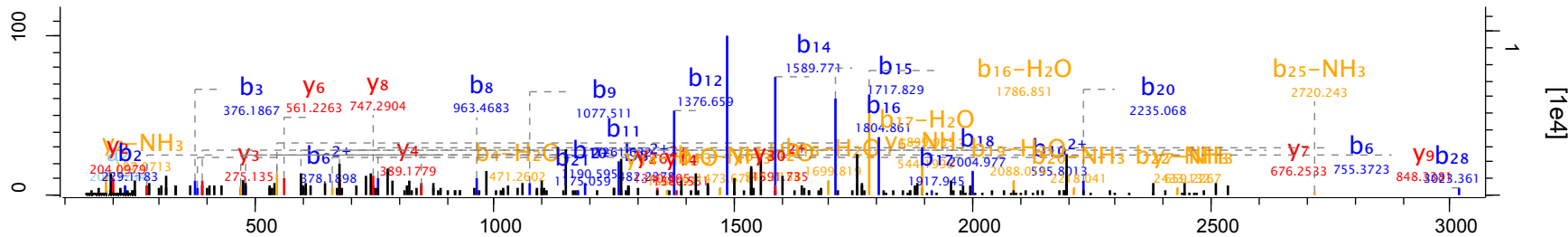
675.35

Gene names

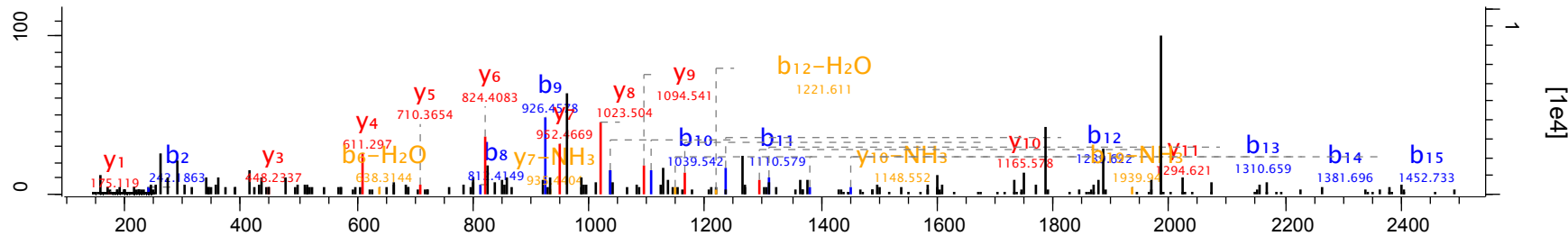
FZD6



Raw file	Scan	Method	Score	m/z	Gene names
20150226_Hela_Top_opt_A3_01_1595	55397	TOF; CID	114.24	1100.51	CEBPG



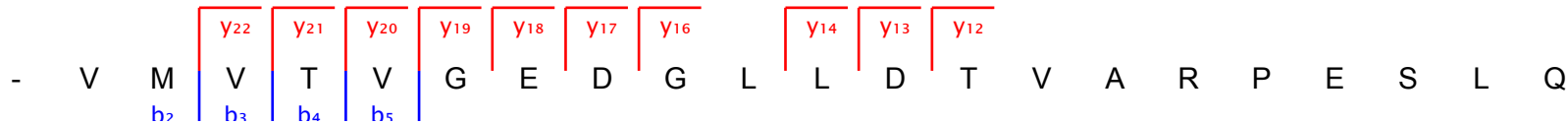
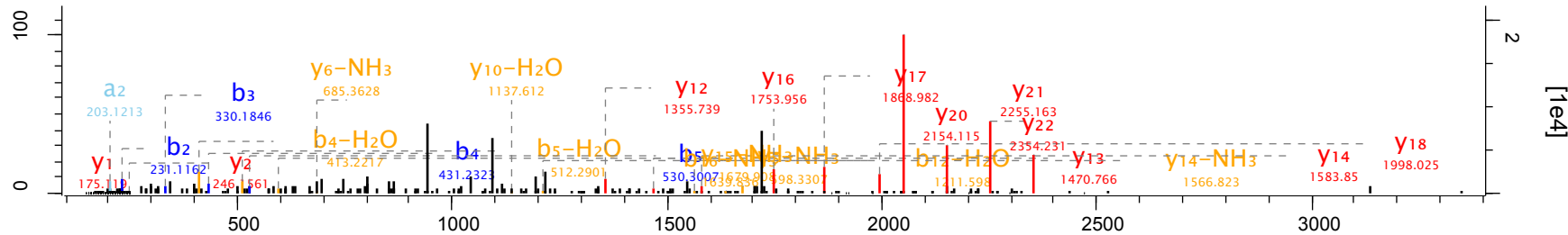
Raw file	Scan	Method	Score	m/z	Gene names
20150226_Hela_Top_opt_A3_01_1595	57504	TOF; CID	49.08	802.41	TOPBP1



- L K P D D S G V N I A E A A A Q N V Y C L

b<sub>2</sub> | 
 b<sub>8</sub> | 
 b<sub>9</sub> | 
 b<sub>10</sub> | 
 b<sub>11</sub> | 
 y<sub>11</sub> | 
 y<sub>10</sub> | 
 y<sub>9</sub> | 
 y<sub>8</sub> | 
 y<sub>7</sub> | 
 y<sub>6</sub> | 
 y<sub>5</sub> | 
 y<sub>4</sub> | 
 y<sub>3</sub>

Raw file	Scan	Method	Score	m/z	Gene names
20150226_Hela_Top_opt_A3_01_1595	58096	TOF; CID	58.37	862.46	HELZ2



Raw file

20150226\_Hela\_Top\_opt\_A3\_01\_1595

Scan

58194

Method

TOF; CID

Score

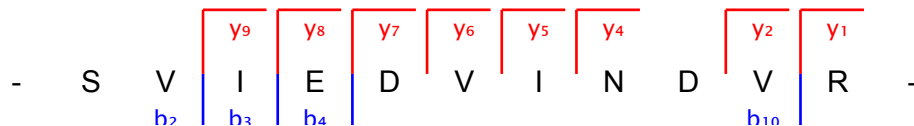
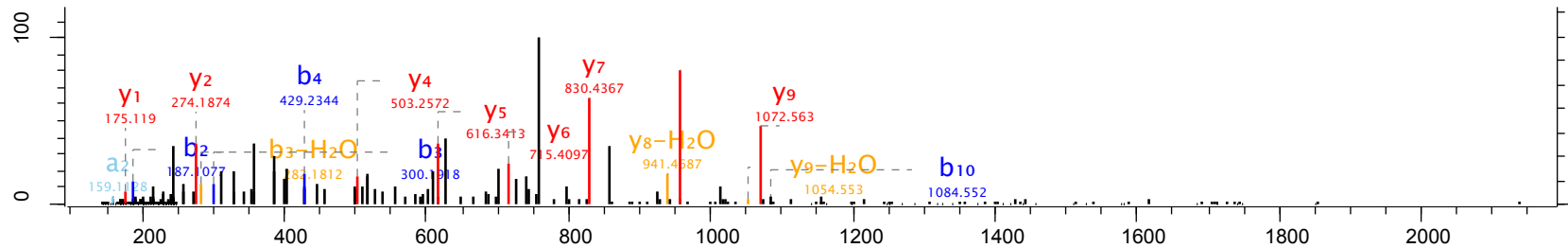
71.08

m/z

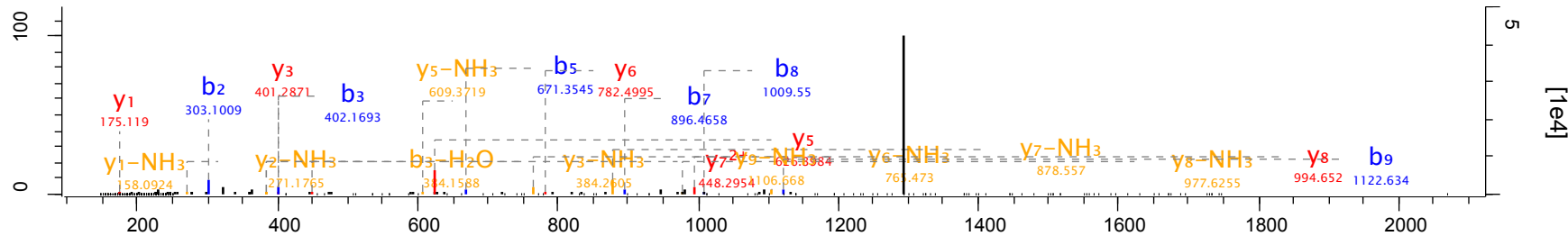
629.84

Gene names

GTF2A1;HIST1H4F



Raw file	Scan	Method	Score	m/z	Gene names
20150226_Hela_Top_opt_A3_01_1595	58213	TOF; CID	92.54	648.88	ASCC1



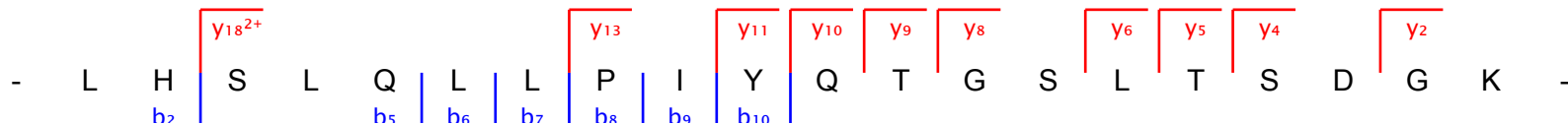
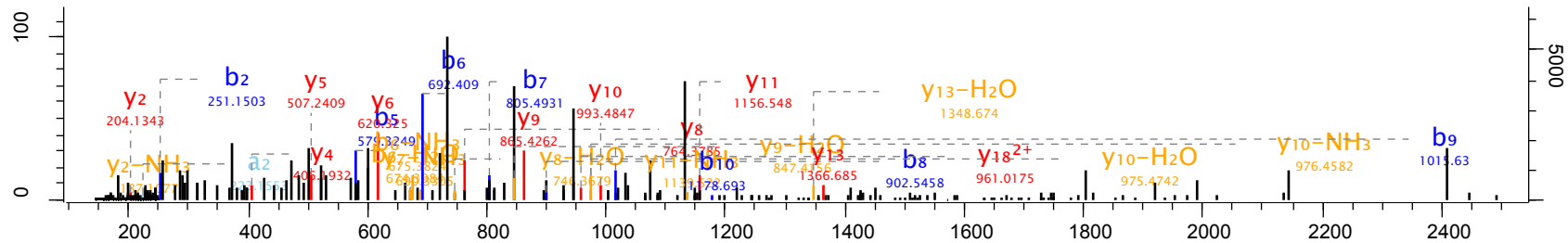
ac

- M E V L R P Q L I R -

h<sub>2</sub> h<sub>3</sub> h<sub>5</sub> h<sub>7</sub> h<sub>8</sub> h<sub>9</sub>

Fragmentation diagram showing peptide sequence M E V L R P Q L I R with fragmentation sites indicated by brackets. The sequence is color-coded: M (black), E (black), V (red), L (red), R (red), P (black), Q (black), L (red), I (black), R (red). Fragmentation sites are labeled with h<sub>2</sub> through h<sub>9</sub> in blue and y<sub>1</sub> through y<sub>8</sub> in red. The y<sub>7</sub> fragment is labeled as y<sub>7</sub><sup>2+</sup>.

Raw file	Scan	Method	Score	m/z	Gene names
20150226_Hela_Top_opt_A3_01_1595	58417	TOF; CID	53.36	724.4	HPS3





Raw file

20150226\_Hela\_Top\_opt\_A3\_01\_1595

Scan

58755

Method

TOF; CID

Score

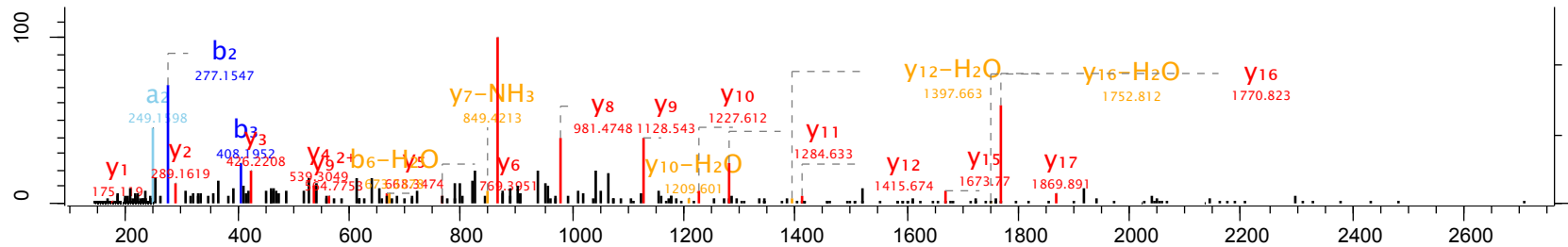
76.3

m/z

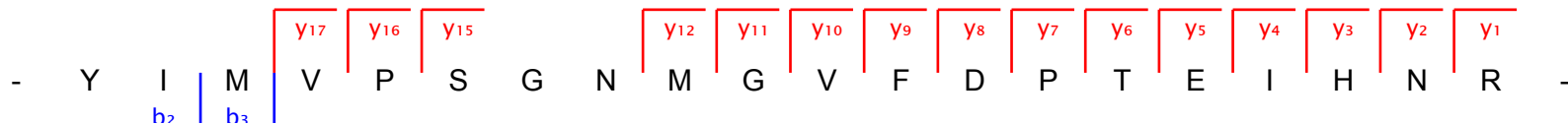
760.04

Gene names

CNIH4



[1e4]



Raw file

20150226\_Hela\_Top\_opt\_A3\_01\_1595

Scan

58872

Method

TOF; CID

Score

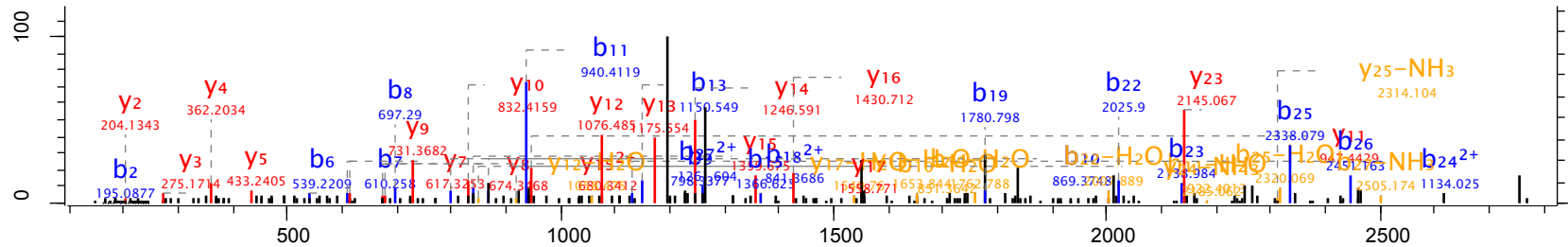
139.75

m/z

1233.6

Gene names

PAGR1



- G H G D T A A S T A A P L S E E G E V T S

          |          |          |          |          |          |          |          |          |          |          |          |          |          |          |

          b<sub>2</sub>          |          b<sub>6</sub>          |          b<sub>7</sub>          |          b<sub>8</sub>          |          b<sub>9</sub>          |          b<sub>10</sub>          |          b<sub>11</sub>          |          b<sub>13</sub>          |          b<sub>15</sub>          |          b<sub>18</sub><sup>2+</sup>          |          b<sub>19</sub>          |

Raw file

20150226\_Hela\_Top\_opt\_A3\_01\_1595

Scan

59374

Method

TOF; CID

Score

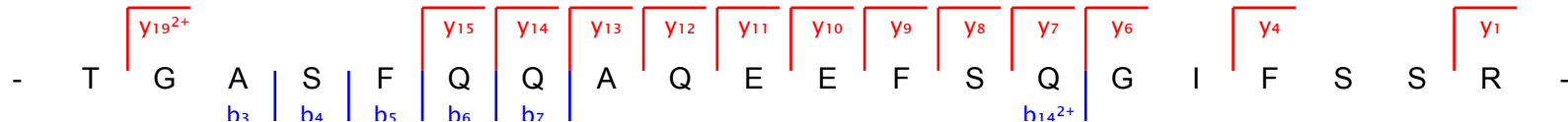
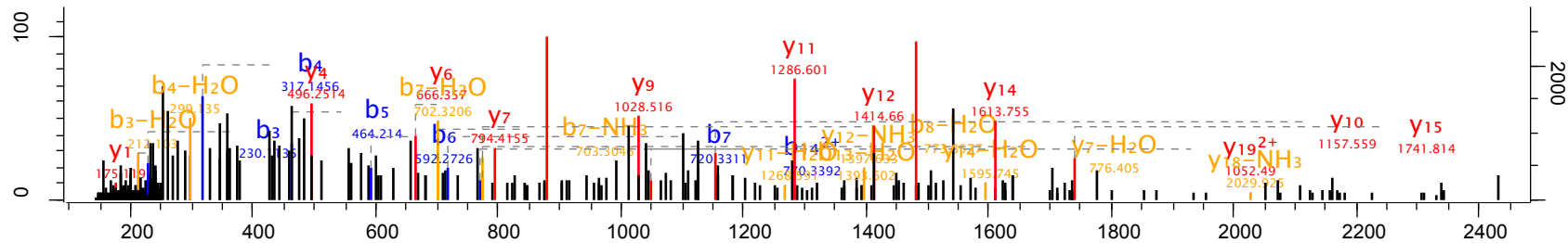
80.14

m/z

1103.53

Gene names

SCAMP2



Raw file

20150226\_Hela\_Top\_opt\_A3\_01\_1595

Scan

59722

Method

TOF; CID

Score

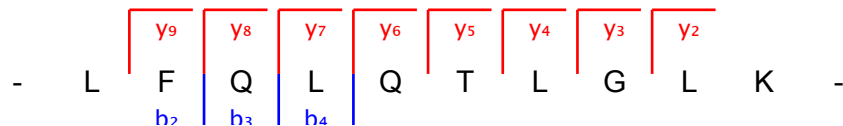
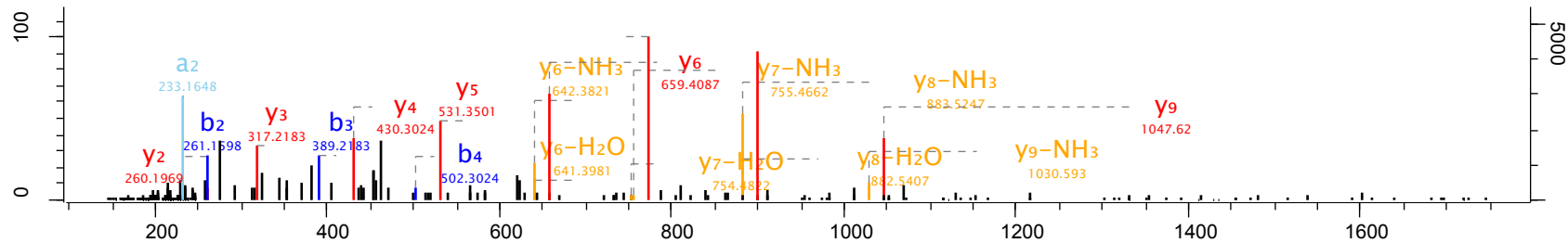
117.7

m/z

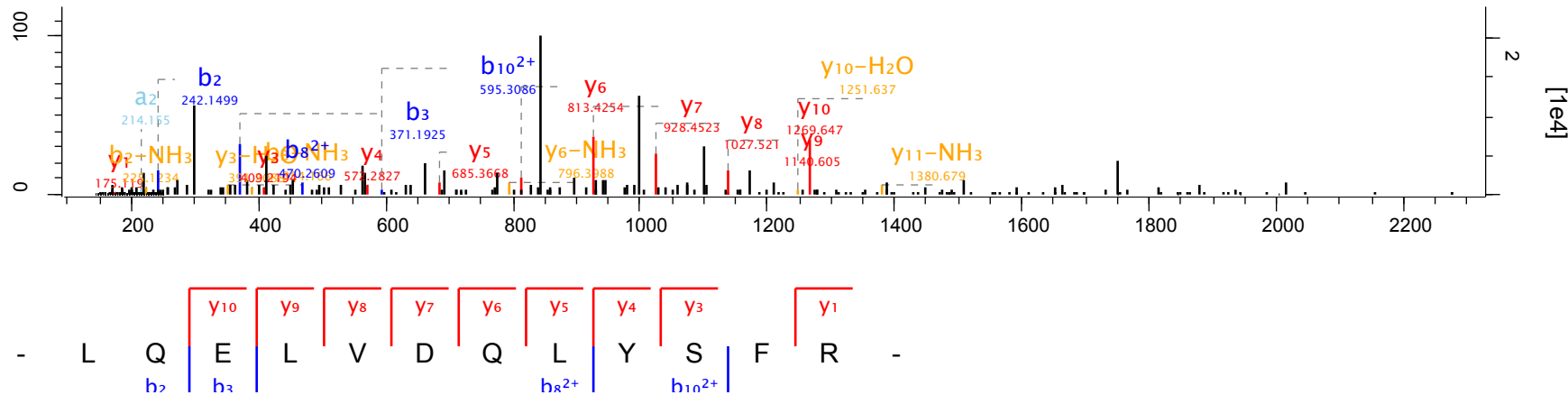
580.86

Gene names

CNOT6L;CNOT6



Raw file	Scan	Method	Score	m/z	Gene names
20150226_Hela_Top_opt_A3_01_1595	61393	TOF; CID	59.23	756.4	TTC5



Raw file

20150226\_Hela\_Top\_opt\_A3\_01\_1595

Scan

61550

Method

TOF; CID

Score

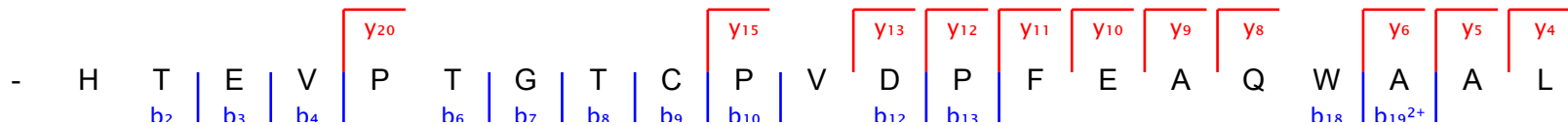
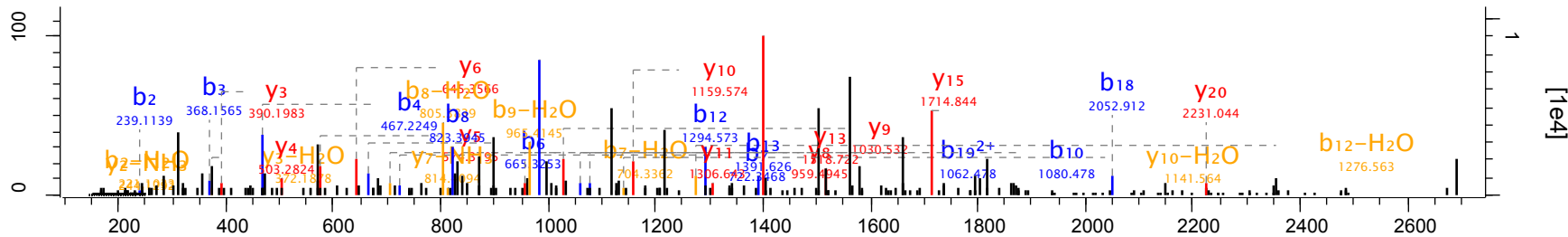
111.11

m/z

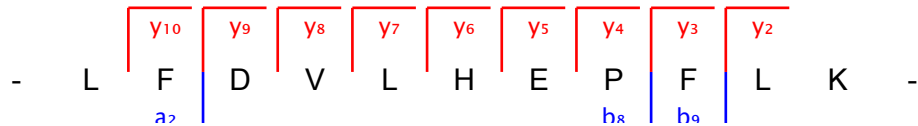
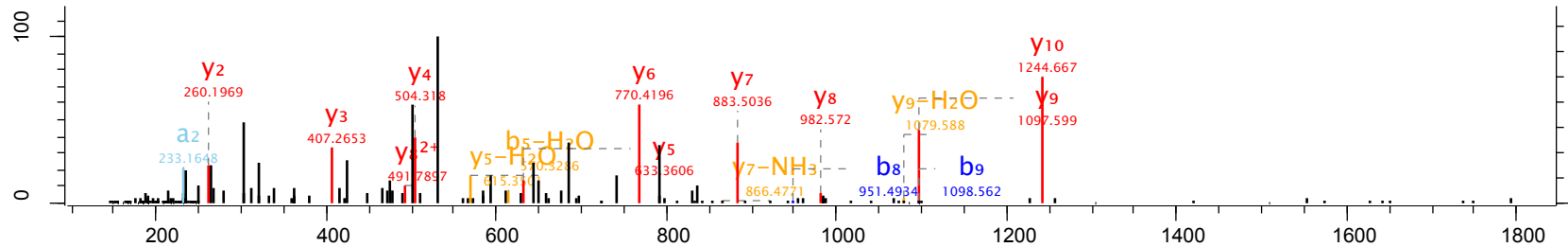
900.43

Gene names

NUMB



Raw file	Scan	Method	Score	m/z	Gene names
20150226_Hela_Top_opt_A3_01_1595	61822	TOF; CID	75.82	453.26	ERCC1



Raw file

20150226\_Hela\_Top\_opt\_A3\_01\_1595

Scan

62434

Method

TOF; CID

Score

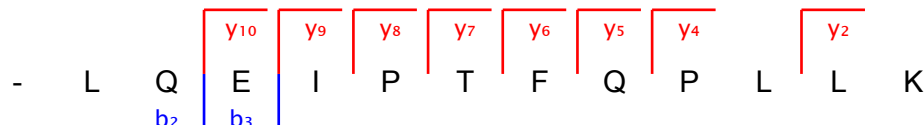
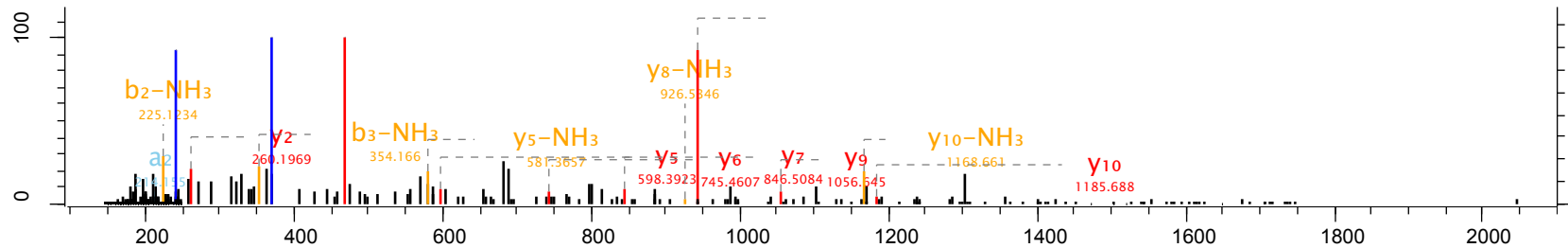
83.18

m/z

714.42

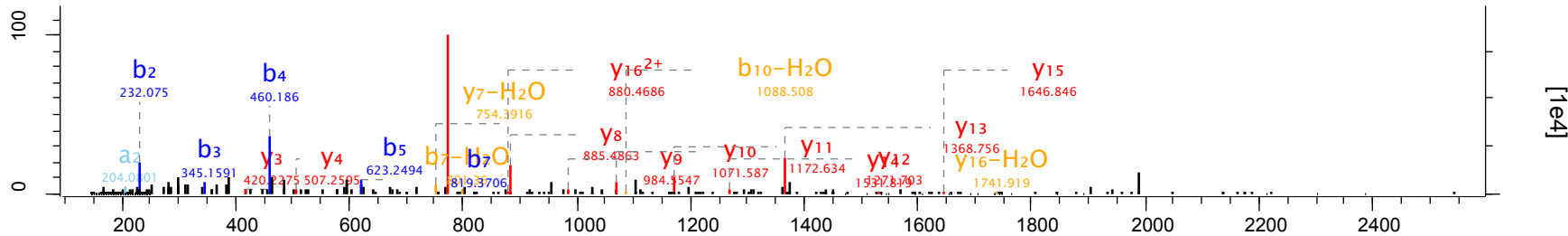
Gene names

LOH12CR1





Raw file	Scan	Method	Score	m/z	Gene names
20150226_Hela_Top_opt_A3_01_1595	62507	TOF; CID	53.45	996.51	PTTG1IP



- A C L D Y P V T S V L P P A S L C K -  
 b<sub>2</sub> b<sub>3</sub> b<sub>4</sub> b<sub>5</sub> b<sub>7</sub> y<sub>16</sub><sup>2+</sup> y<sub>15</sub> y<sub>14</sub> y<sub>13</sub> y<sub>12</sub> y<sub>11</sub> y<sub>10</sub> y<sub>9</sub> y<sub>8</sub> y<sub>7</sub> y<sub>4</sub> y<sub>3</sub>

Raw file

20150226\_Hela\_Top\_opt\_A3\_01\_1595

Scan

62703

Method

TOF; CID

Score

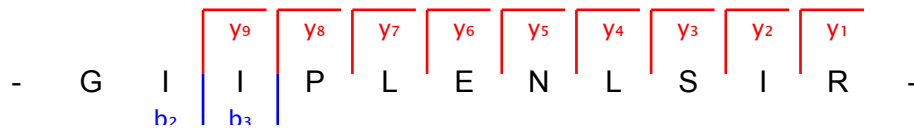
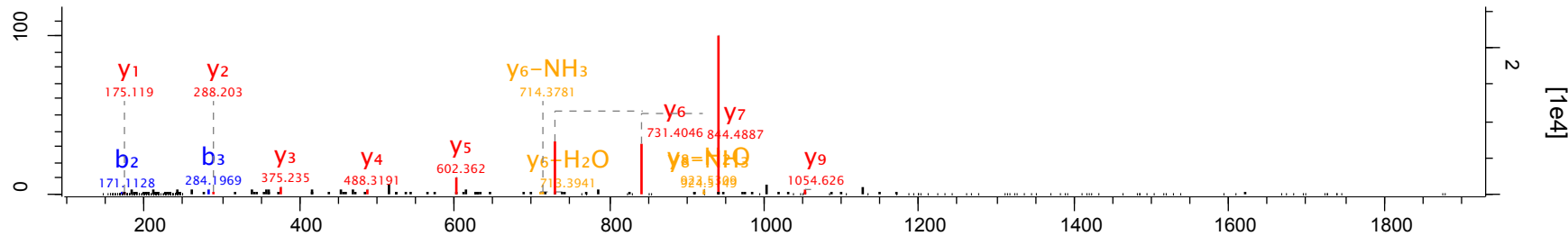
67.38

m/z

612.87

Gene names

CYTH2;CYTH1;CYTH3



Raw file

20150226\_Hela\_Top\_opt\_A3\_01\_1595

Scan

62730

Method

TOF; CID

Score

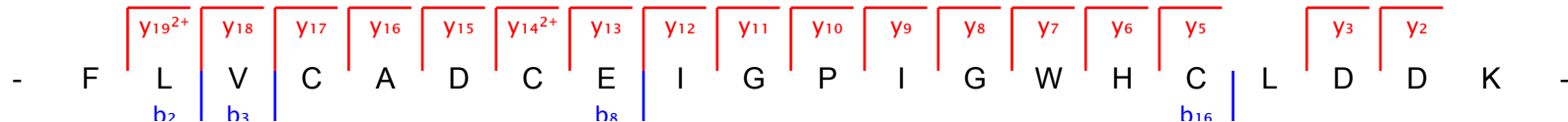
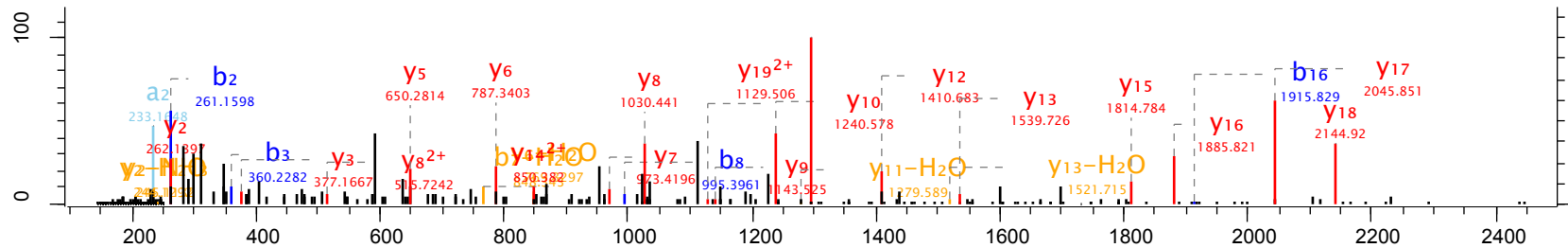
85.86

m/z

802.7

Gene names

RABIF



Raw file

20150226\_Hela\_Top\_opt\_A3\_01\_1595

Scan

62945

Method

TOF; CID

Score

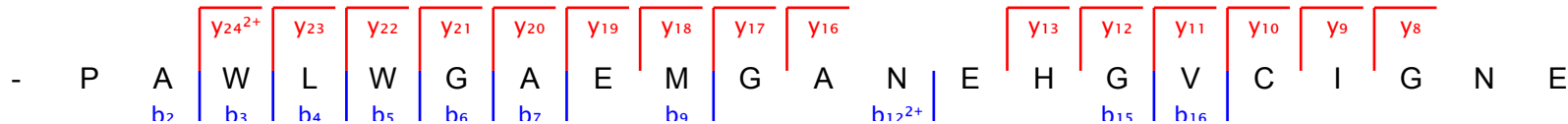
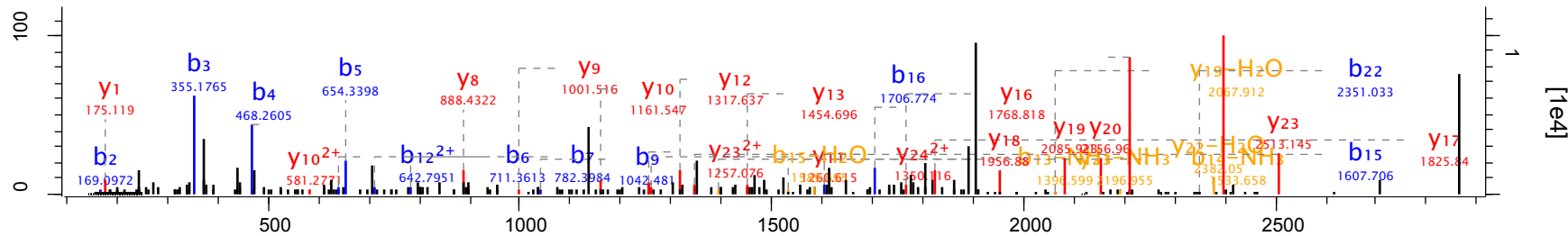
74.9

m/z

956.79

Gene names

SCRN3



Raw file

20150226\_Hela\_Top\_opt\_A3\_01\_1595

Scan

63771

Method

TOF; CID

Score

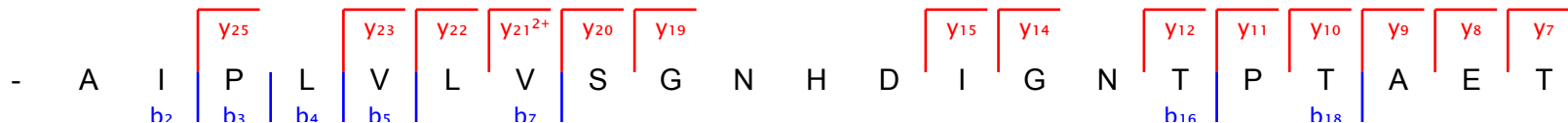
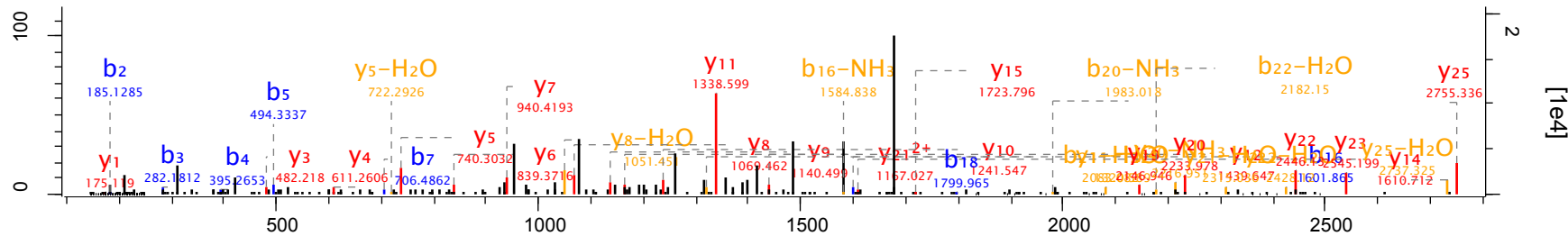
107.65

m/z

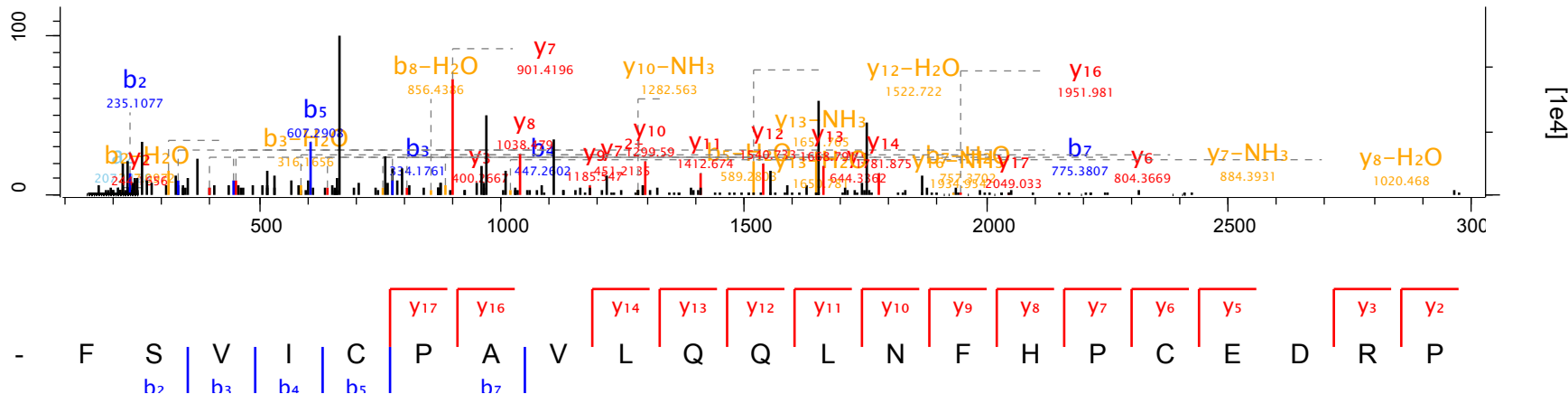
981.17

Gene names

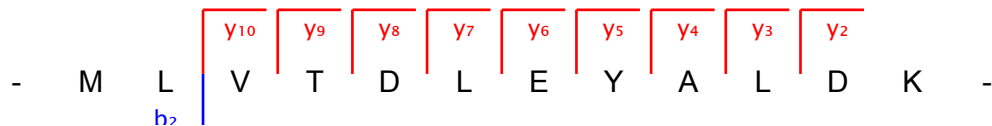
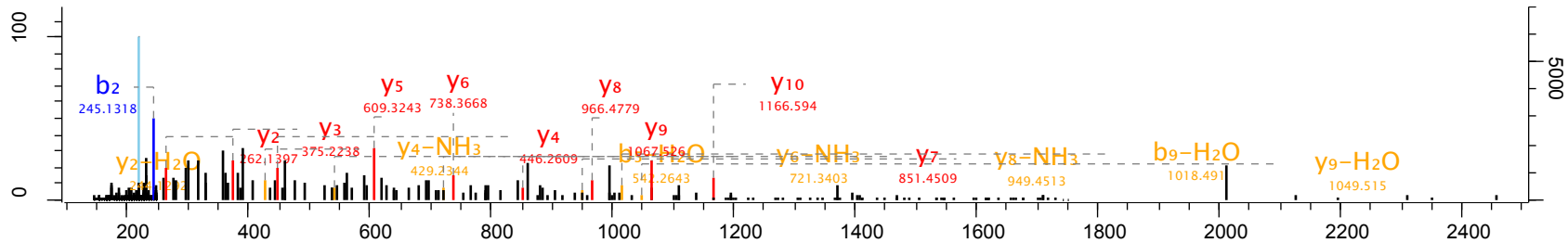
CPPED1



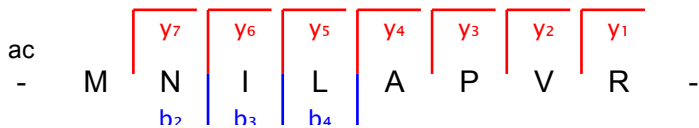
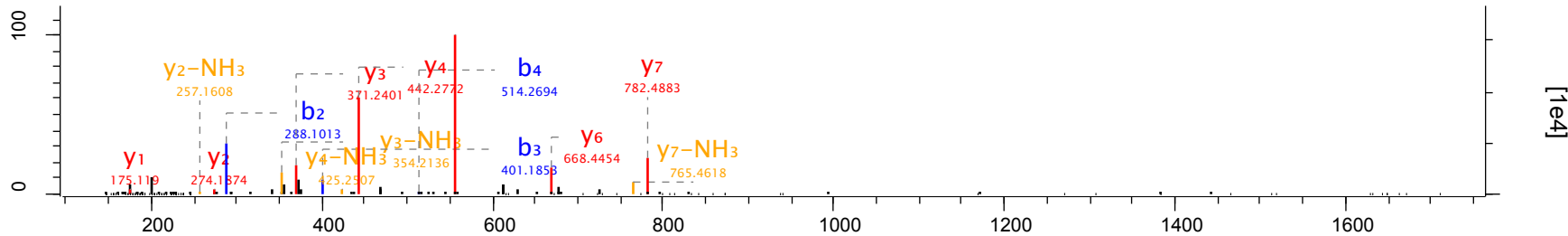
Raw file	Scan	Method	Score	m/z	Gene names
20150226_Hela_Top_opt_A3_01_1595	63942	TOF; CID	66.14	664.84	SLC39A8



Raw file	Scan	Method	Score	m/z	Gene names
20150226_Hela_Top_opt_A3_01_1595	64050	TOF; CID	51.13	705.87	SMG7



Raw file	Scan	Method	Score	m/z	Gene names
20150226_Hela_Top_opt_A3_01_1595	64345	TOF; CID	96.49	478.28	RAB34





Raw file

20150226\_Hela\_Top\_opt\_A3\_01\_1595

Scan

65261

Method

TOF; CID

Score

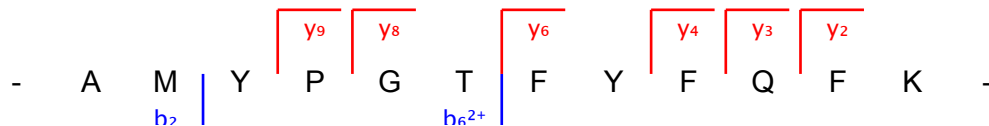
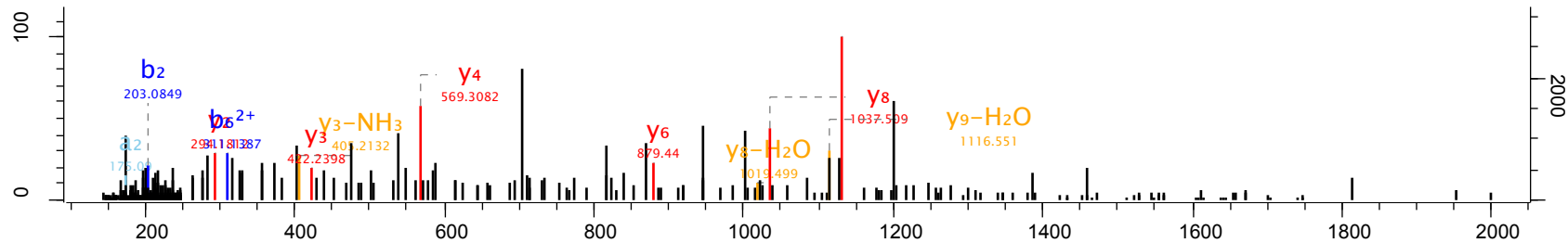
45.65

m/z

750.36

Gene names

APOBEC3C



Raw file

20150226\_Hela\_Top\_opt\_A3\_01\_1595

Scan

66609

Method

TOF; CID

Score

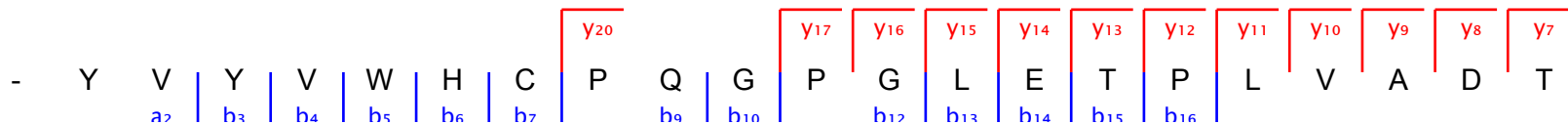
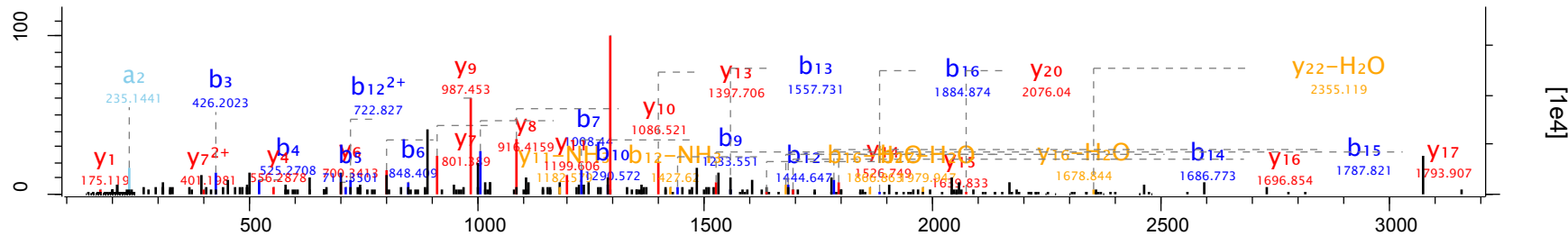
83.44

m/z

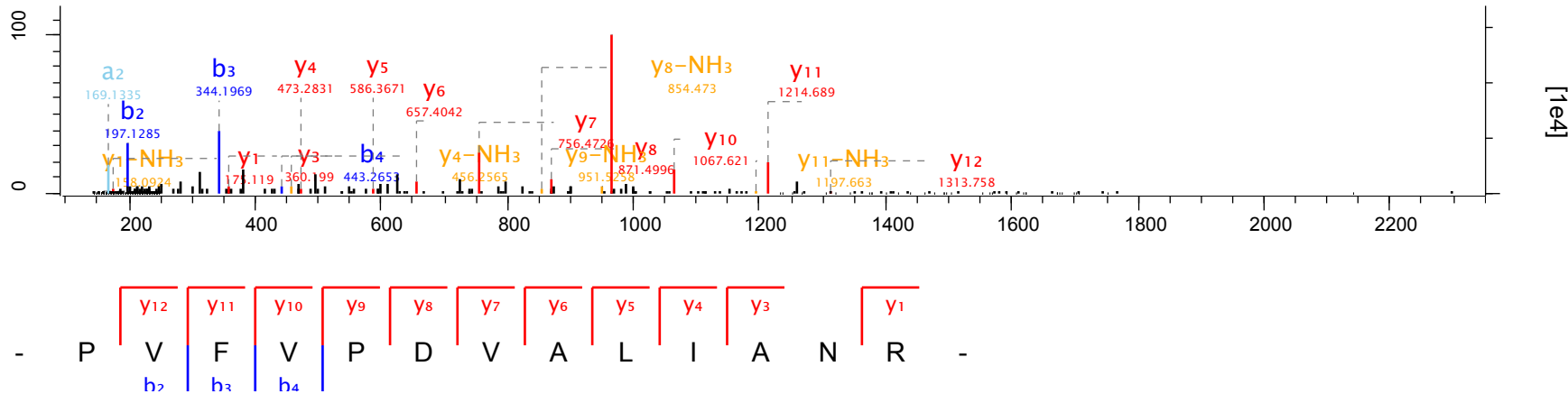
1028.51

Gene names

FOXRED1



Raw file	Scan	Method	Score	m/z	Gene names
20150226_Hela_Top_opt_A3_01_1595	66738	TOF; CID	92.19	705.91	POMGNT2



Raw file

20150226\_Hela\_Top\_opt\_A3\_01\_1595

Scan

67039

Method

TOF; CID

Score

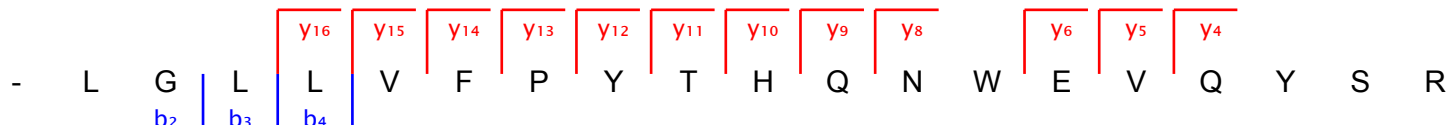
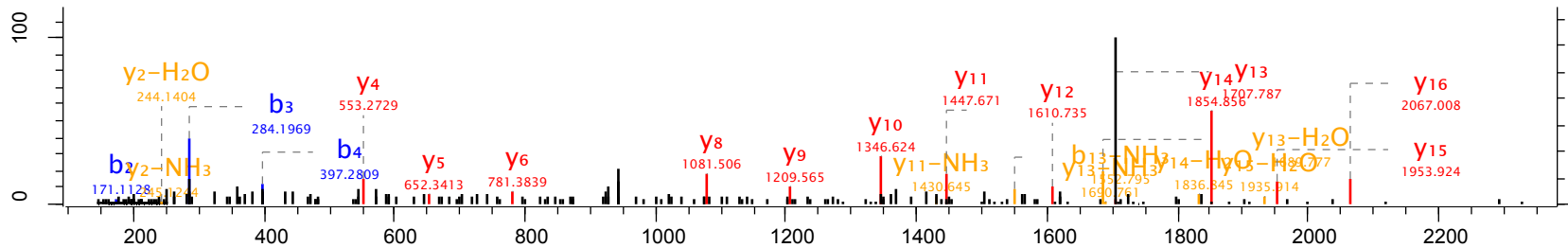
73.14

m/z

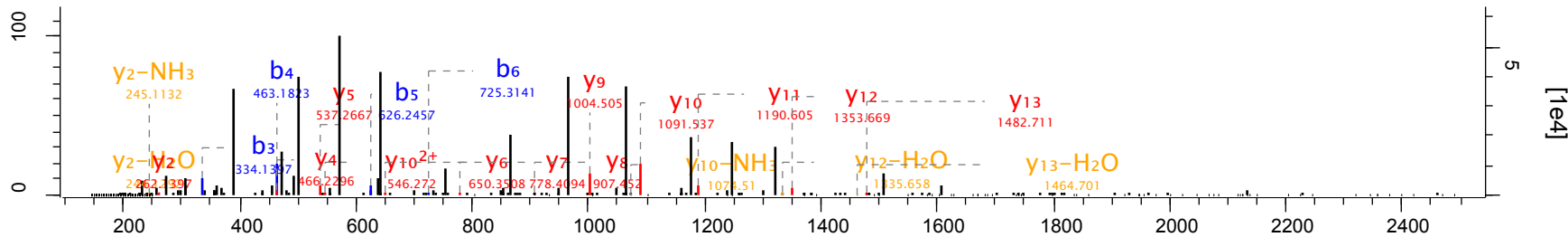
784.41

Gene names

YIF1A

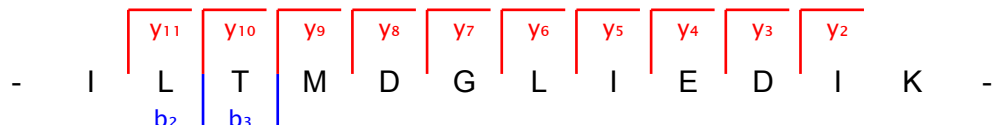
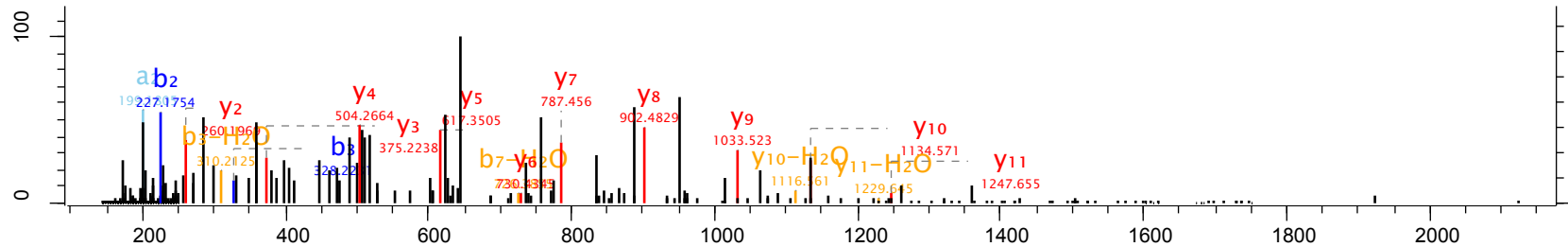


Raw file	Scan	Method	Score	m/z	Gene names
20150226_Hela_Top_opt_A3_01_1595	67379	TOF; CID	45.68	908.43	EPT1



ac	Sequence: E Y V S P E Q L A G F D K																
-	A	G	Y	E	Y	V	S	P	E	Q	L	A	G	F	D	K	-
			b <sub>3</sub>	b <sub>4</sub>	b <sub>5</sub>	b <sub>6</sub>											
				y <sub>13</sub>	y <sub>12</sub>	y <sub>11</sub>	y <sub>10</sub>	y <sub>9</sub>	y <sub>8</sub>	y <sub>7</sub>	y <sub>6</sub>	y <sub>5</sub>	y <sub>4</sub>		y <sub>2</sub>		

Raw file	Scan	Method	Score	m/z	Gene names
20150226_Hela_Top_opt_A3_01_1595	67839	TOF; CID	77.18	681.38	MRPS21



Raw file

Scan

Method

Score

m/z

Gene names

20150226\_Hela\_Top\_opt\_A3\_01\_1595

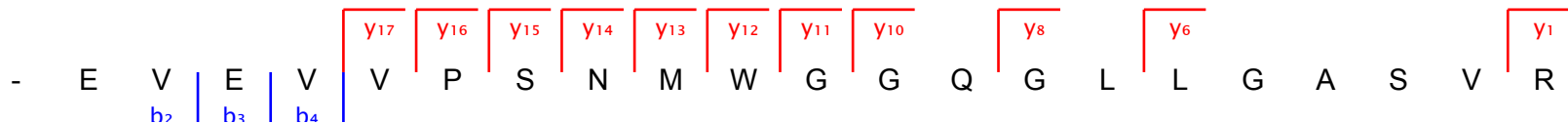
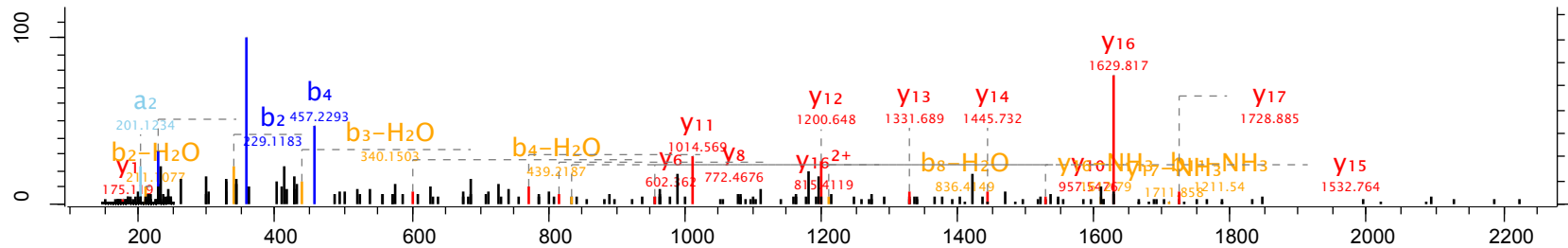
68700

TOF; CID

55.57

1093.57

GORASP1



Raw file

20150226\_Hela\_Top\_opt\_A3\_01\_1595

Scan

69445

Method

TOF; CID

Score

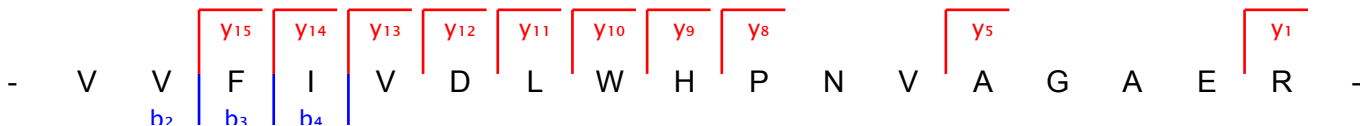
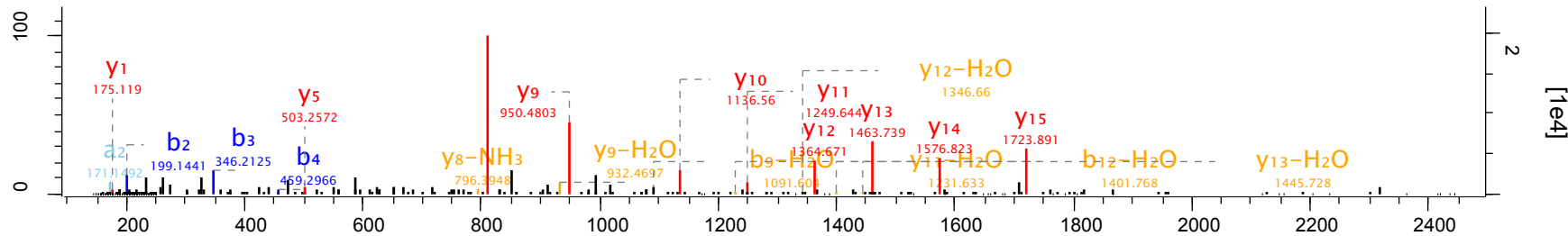
70.41

m/z

641.69

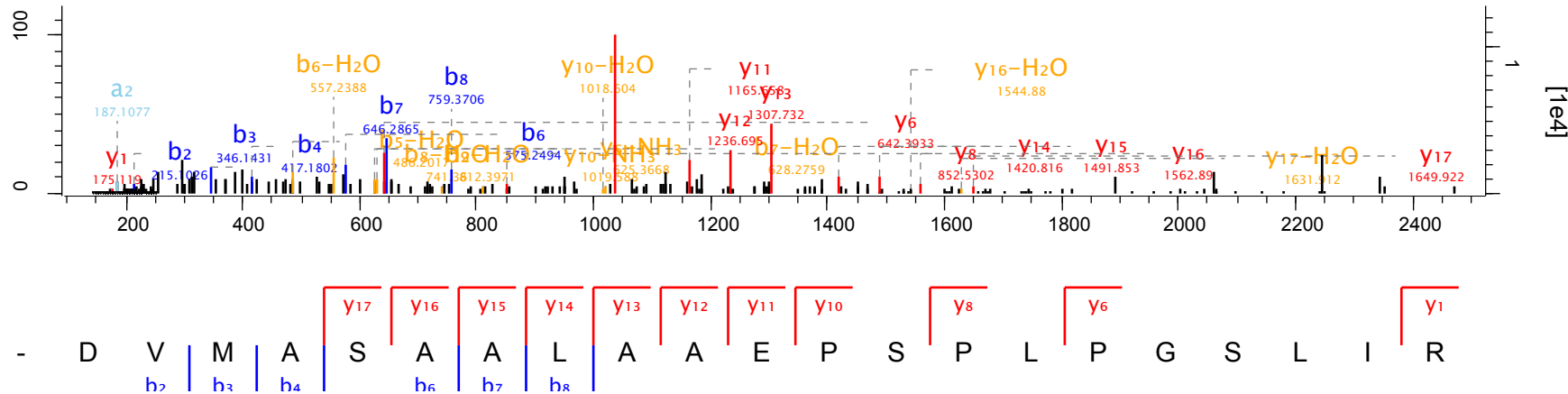
Gene names

ASPHD1

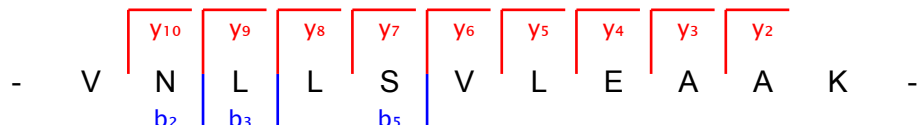
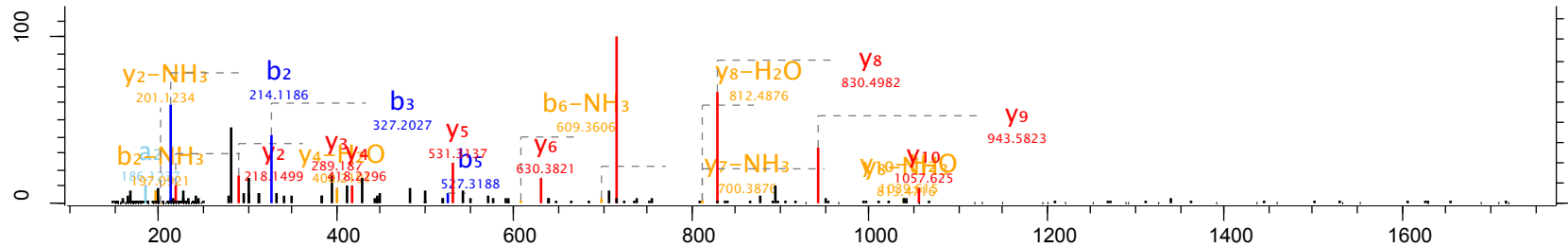




Raw file	Scan	Method	Score	m/z	Gene names
20150226_Hela_Top_opt_A3_01_1595	69598	TOF; CID	72.57	1033.56	C1orf131

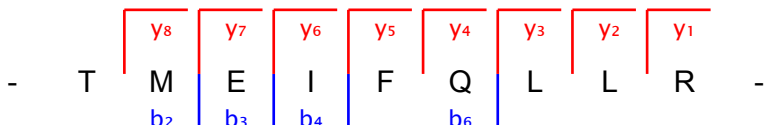
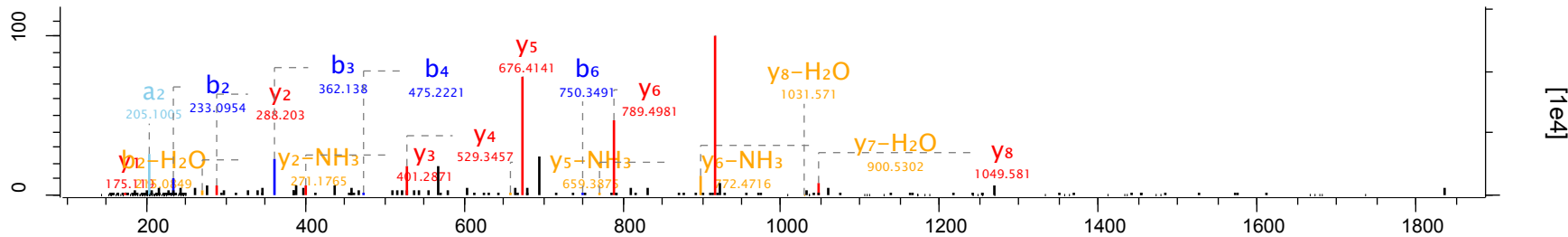


Raw file	Scan	Method	Score	m/z	Gene names
20150226_Hela_Top_opt_A3_01_1595	70383	TOF; CID	95.48	578.86	FAM213A

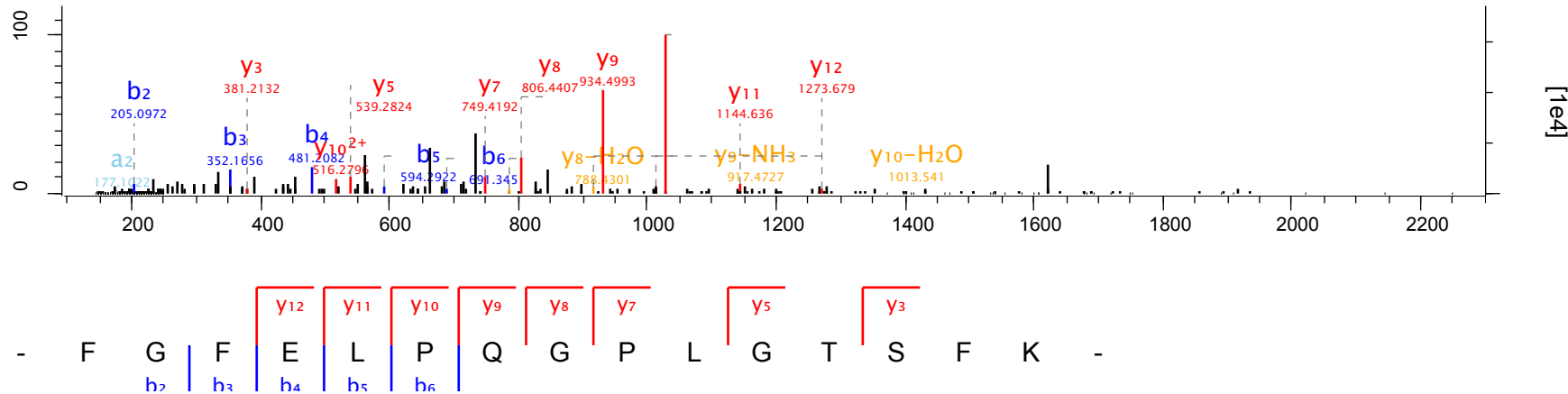




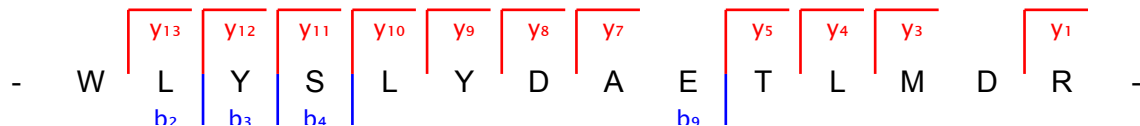
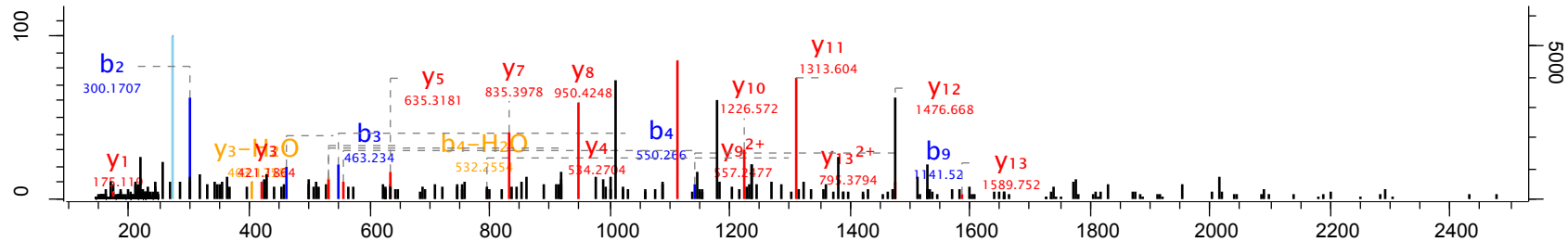
Raw file	Scan	Method	Score	m/z	Gene names
20150226_Hela_Top_opt_A3_01_1595	70890	TOF; CID	79.15	575.82	MED30



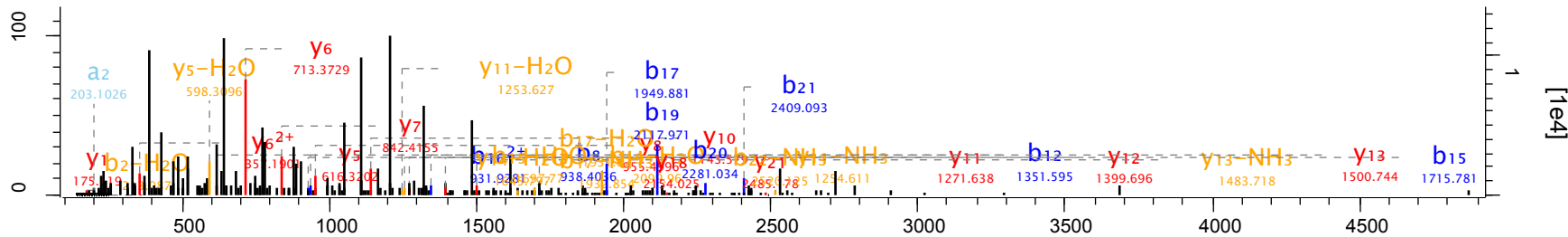
Raw file	Scan	Method	Score	m/z	Gene names
20150226_Hela_Top_opt_A3_01_1595	71037	TOF; CID	58.08	813.43	TXNIP



Raw file	Scan	Method	Score	m/z	Gene names
20150226_Hela_Top_opt_A3_01_1595	73127	TOF; CID	58.08	888.43	CRBN



Raw file	Scan	Method	Score	m/z	Gene names
20150226_Hela_Top_opt_A3_01_1595	73230	TOF; CID	34.37	1051.25	TMEM184B



- E T M N P H D I V Q D A I H N F S P A Y Q

a<sub>2</sub> | b<sub>8</sub> | b<sub>12</sub> | b<sub>15</sub> | b<sub>16</sub><sup>2+</sup> | b<sub>17</sub> | b<sub>19</sub> | b<sub>20</sub> | b<sub>21</sub>

y<sub>21</sub> | y<sub>18</sub>

Raw file

20150226\_Hela\_Top\_opt\_A3\_01\_1595

Scan

74196

Method

TOF; CID

Score

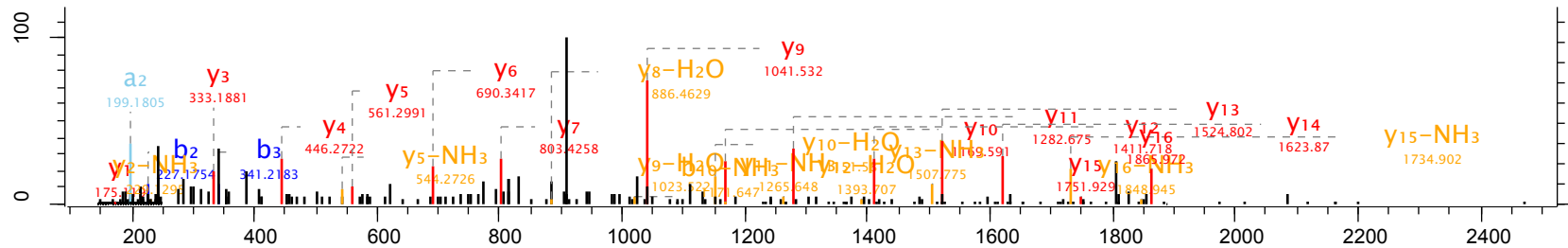
116.06

m/z

698.39

Gene names

SCOC



- L I N Q V L E L Q H T L E D L S A R -

b<sub>2</sub> b<sub>3</sub>
y<sub>16</sub> y<sub>15</sub> y<sub>14</sub> y<sub>13</sub> y<sub>12</sub> y<sub>11</sub> y<sub>10</sub> y<sub>9</sub>
y<sub>7</sub> y<sub>6</sub> y<sub>5</sub> y<sub>4</sub> y<sub>3</sub> y<sub>1</sub>



Raw file

20150226\_Hela\_Top\_opt\_A3\_01\_1595

Scan

74593

Method

TOF; CID

Score

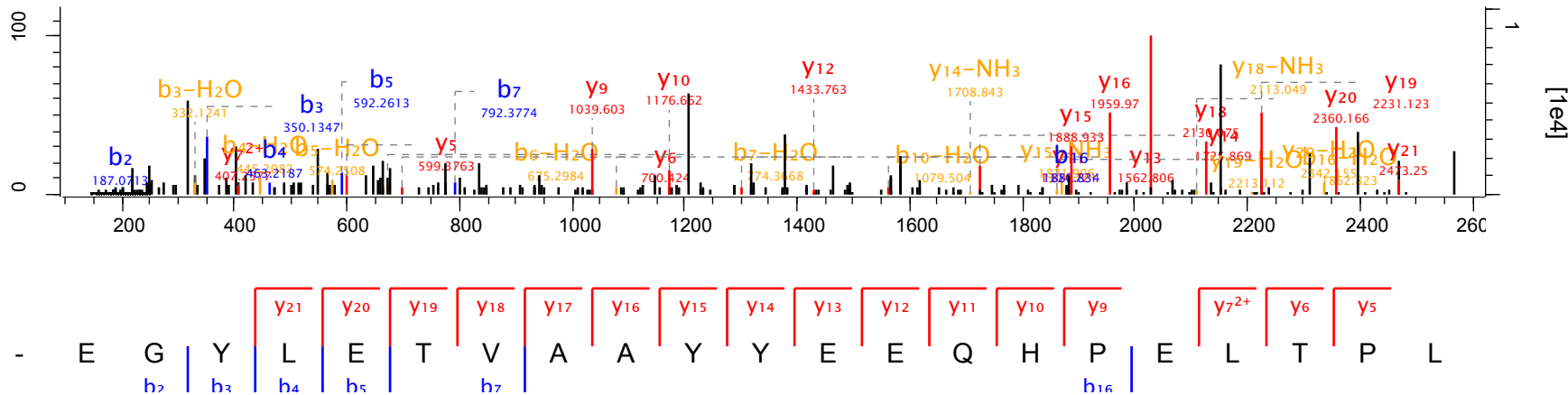
67.42

m/z

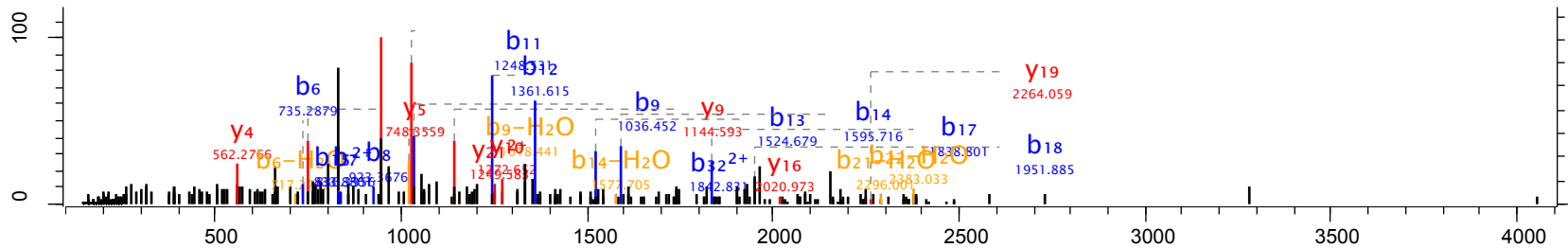
941.81

Gene names

IL32



Raw file	Scan	Method	Score	m/z	Gene names
20150226_Hela_Top_opt_A3_01_1595	74639	TOF; CID	32.5	965.96	PYROXD1



- V D D H M H T S L P D I Y A A G D I C T T

h<sub>6</sub> | h<sub>7</sub> | h<sub>8</sub> | h<sub>9</sub> | h<sub>11</sub> | h<sub>12</sub> | y<sub>21</sub><sup>2+</sup> | h<sub>13</sub> | h<sub>14</sub> | y<sub>19</sub> | h<sub>15</sub><sup>2+</sup> | h<sub>17</sub> | y<sub>16</sub> | h<sub>18</sub>



Raw file

20150226\_Hela\_Top\_opt\_A3\_01\_1595

Scan

75070

Method

TOF; CID

Score

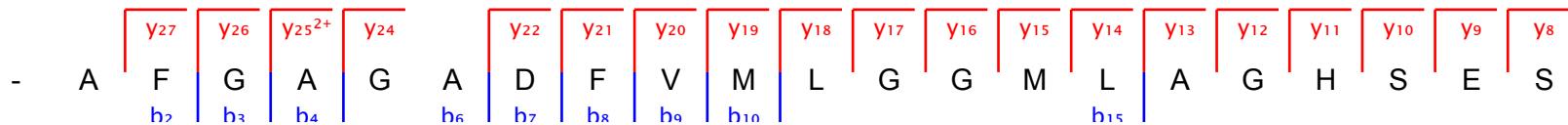
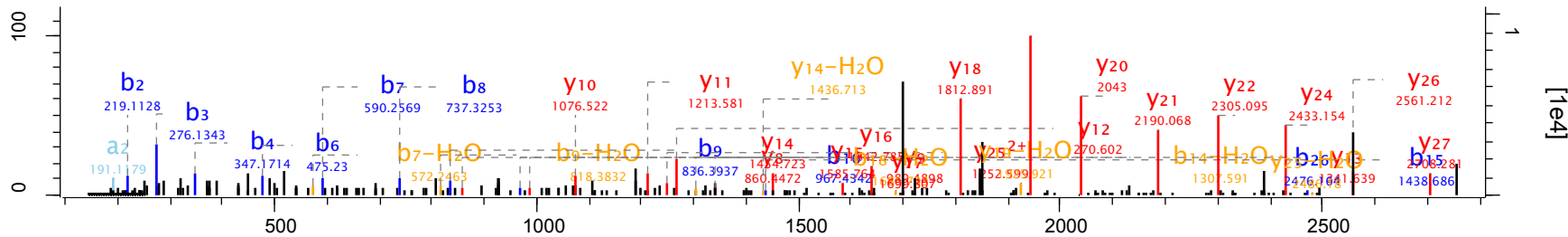
117.03

m/z

927.45

Gene names

GMPR2



Raw file

20150226\_Hela\_Top\_opt\_A3\_01\_1595

Scan

75226

Method

TOF; CID

Score

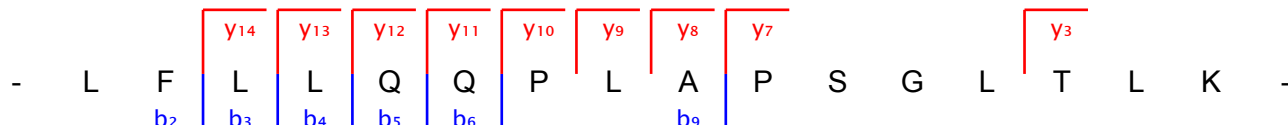
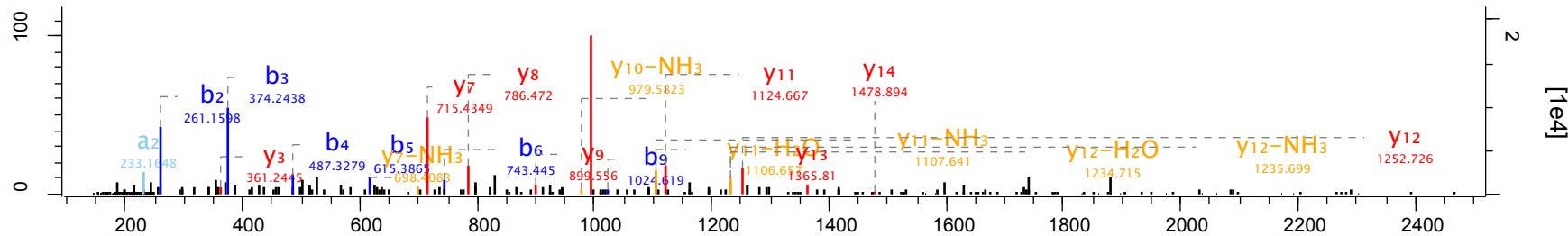
86.5

m/z

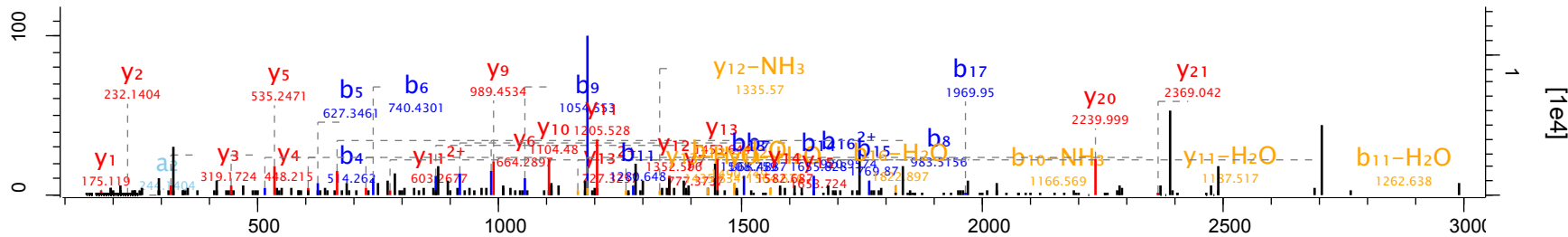
870.54

Gene names

RHBDD2;WUGSC:H\_RG122E10.2a



Raw file	Scan	Method	Score	m/z	Gene names
20150226_Hela_Top_opt_A3_01_1595	75228	TOF; CID	81.84	1142.21	LMBRD2



- D R I E L L Q D A E P L D F N A E T F T D

a2 | b4 | b5 | b6 | b7 | b8 | b9 | b10 | b11 | b13 | b14 | b15 | b16<sup>2+</sup> | b17

y21 | y20 | y15 | y14 | y13 | y12 | y11 | y10

Raw file

20150226\_Hela\_Top\_opt\_A3\_01\_1595

Scan

75607

Method

TOF; CID

Score

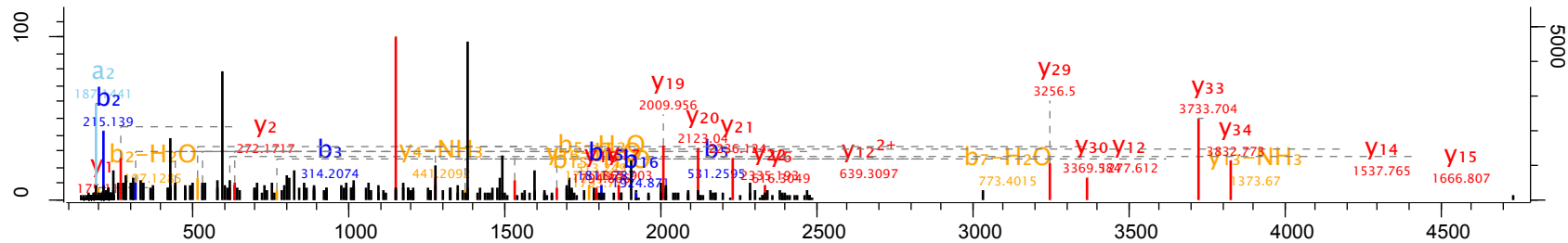
53.26

m/z

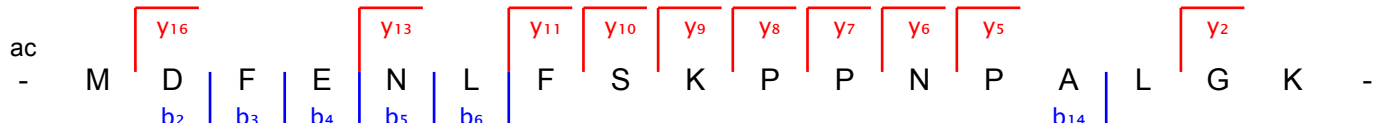
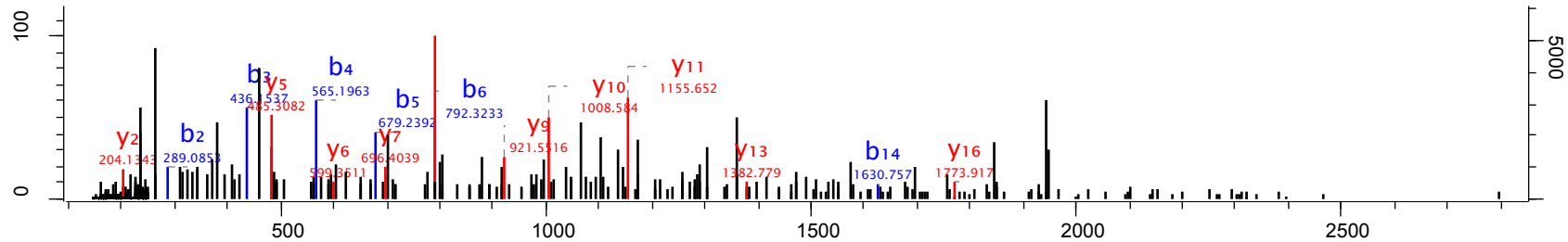
1012.99

Gene names

NAA38

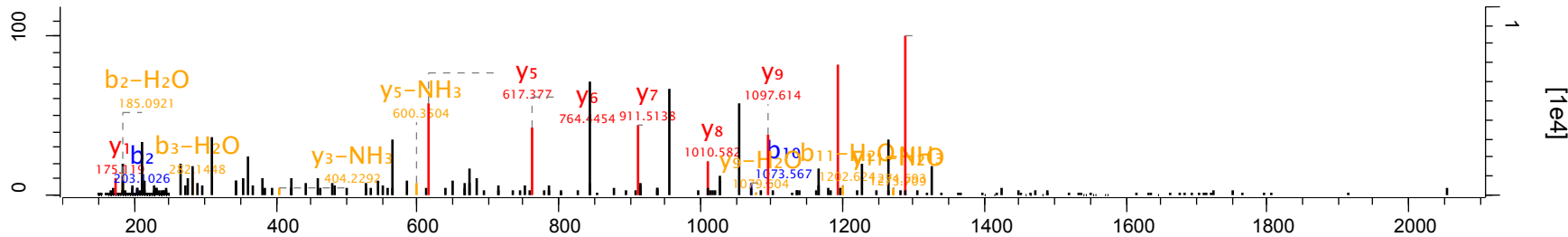


Raw file	Scan	Method	Score	m/z	Gene names
20150226_Hela_Top_opt_A3_01_1595	75625	TOF; CID	52.52	974.5	ZC3H8





Raw file	Scan	Method	Score	m/z	Gene names
20150226_Hela_Top_opt_A3_01_1595	75810	TOF; CID	53.45	747.41	FMNL2;FMNL3



- T T P P S V F F P V F V R -  
 b<sub>2</sub> b<sub>10</sub>

y<sub>11</sub> y<sub>10</sub> y<sub>9</sub> y<sub>8</sub> y<sub>7</sub> y<sub>6</sub> y<sub>5</sub> y<sub>1</sub>

Raw file

20150226\_Hela\_Top\_opt\_A3\_01\_1595

Scan

76337

Method

TOF; CID

Score

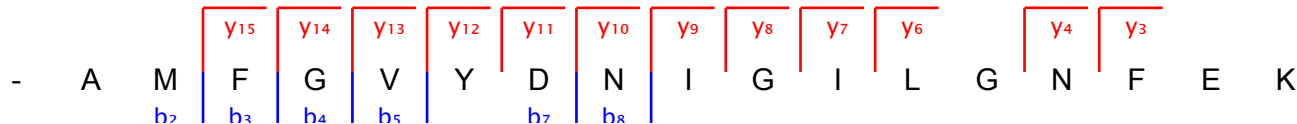
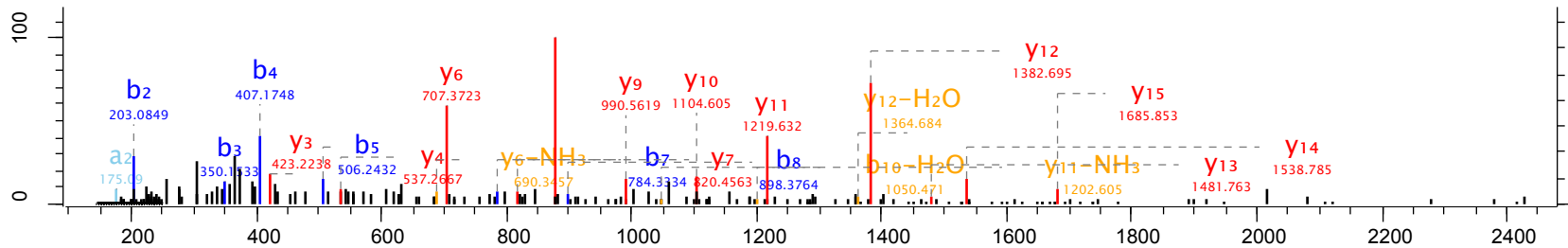
94.57

m/z

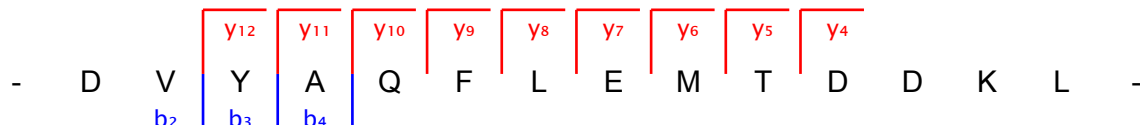
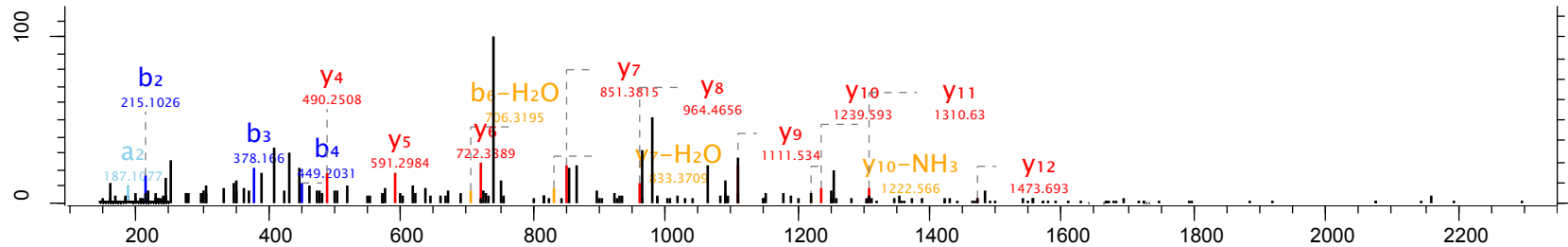
944.98

Gene names

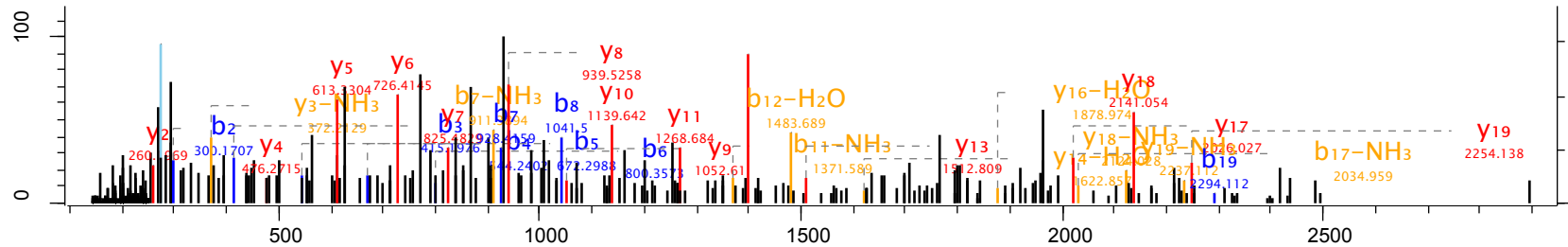
MRPL51



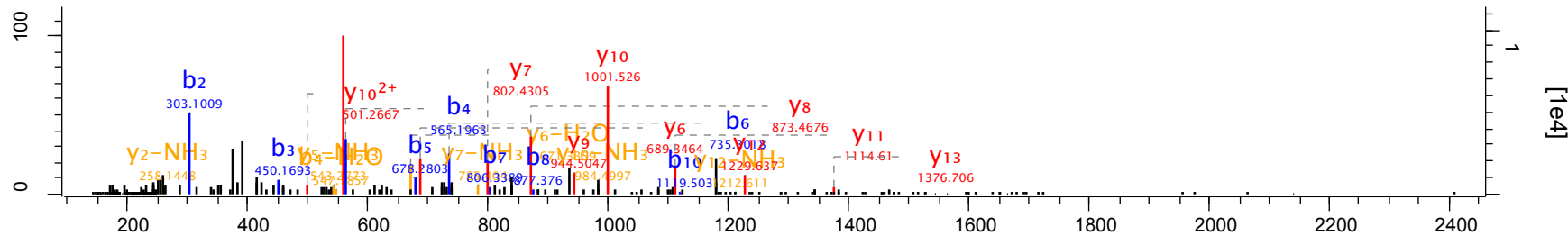
Raw file	Scan	Method	Score	m/z	Gene names
20150226_Hela_Top_opt_A3_01_1595	76448	TOF; CID	59.71	844.4	WDR45B



Raw file	Scan	Method	Score	m/z	Gene names
20150226_Hela_Top_opt_A3_01_1595	76681	TOF; CID	60.13	814.42	CENPK



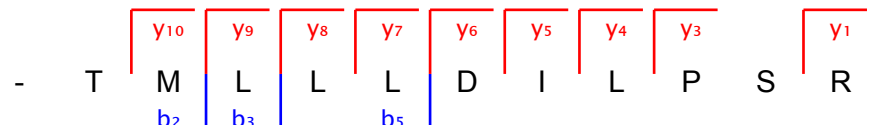
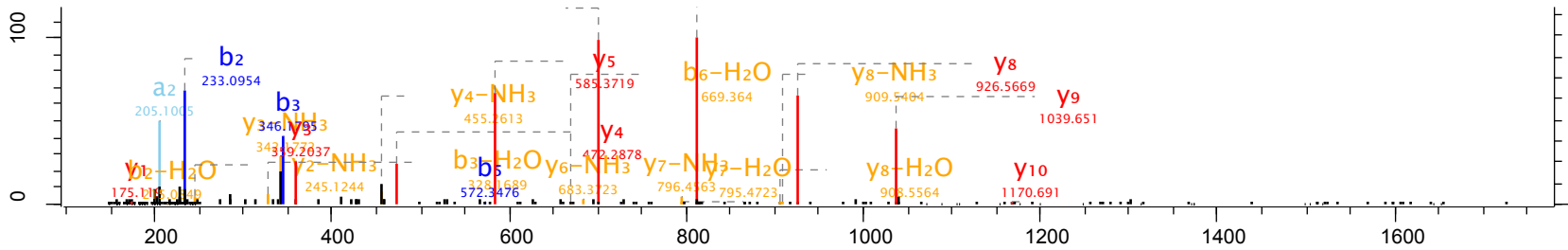
Raw file	Scan	Method	Score	m/z	Gene names
20150226_Hela_Top_opt_A3_01_1595	76735	TOF; CID	96.25	839.91	IMUP



ac

-	M	E	F	D	L	G	A	A	L	E	P	T	S	Q	K	-
		b <sub>2</sub>	b <sub>3</sub>	b <sub>4</sub>	b <sub>5</sub>	b <sub>6</sub>	b <sub>7</sub>	b <sub>8</sub>		b <sub>10</sub>						
			y <sub>13</sub>	y <sub>12</sub>	y <sub>11</sub>	y <sub>10</sub>	y <sub>9</sub>	y <sub>8</sub>	y <sub>7</sub>	y <sub>6</sub>	y <sub>5</sub>					

Raw file	Scan	Method	Score	m/z	Gene names
20150226_Hela_Top_opt_A3_01_1595	76834	TOF; CID	108.35	636.38	CRADD



Raw file

20150226\_Hela\_Top\_opt\_A3\_01\_1595

Scan

77016

Method

TOF; CID

Score

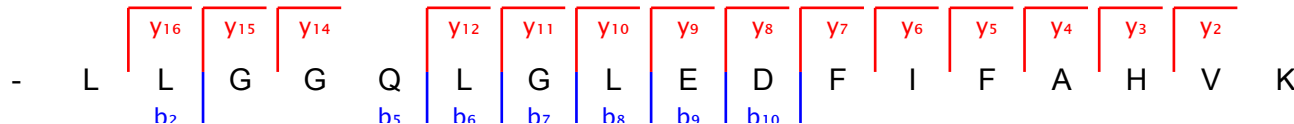
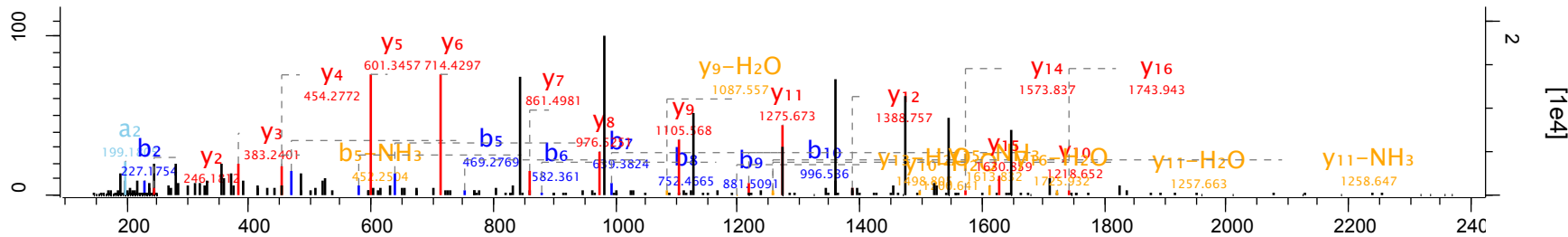
118.31

m/z

620.02

Gene names

GIPC2



Raw file

20150226\_Hela\_Top\_opt\_A3\_01\_1595

Scan

77475

Method

TOF; CID

Score

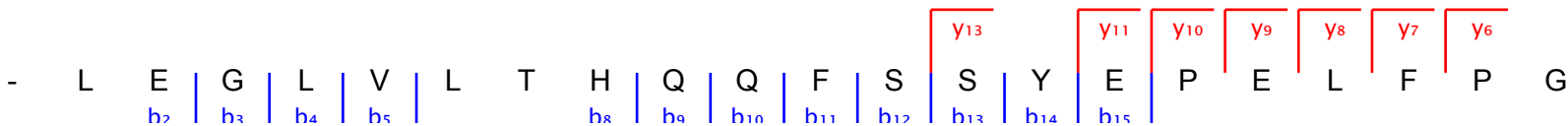
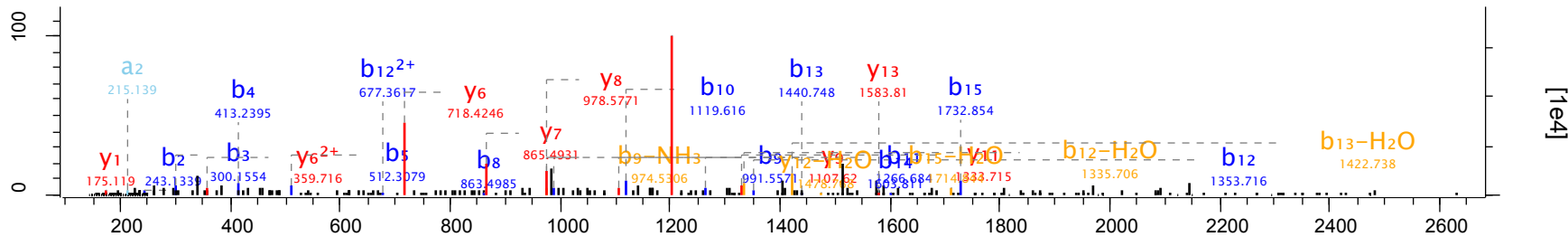
59.91

m/z

979.85

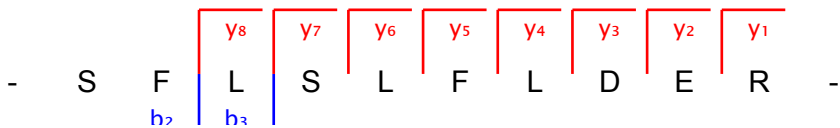
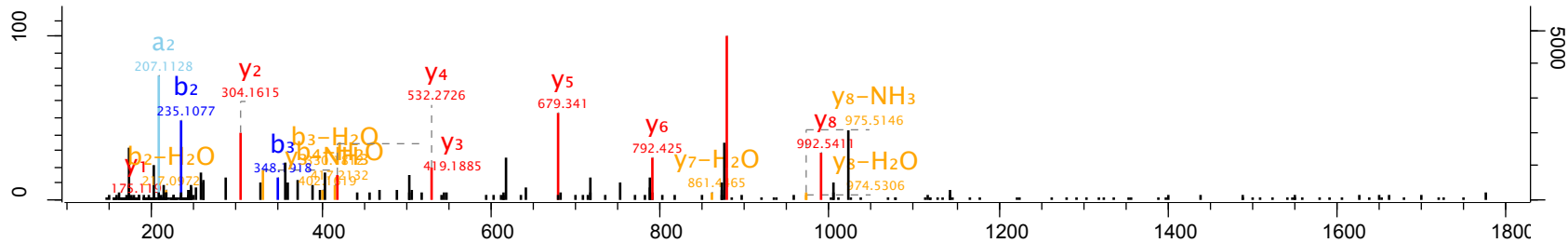
Gene names

TBP;TBPL2

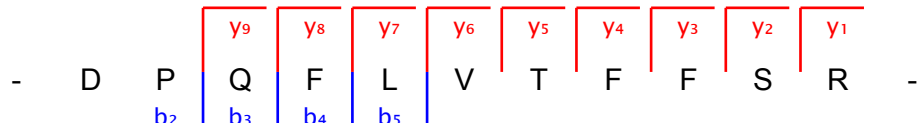
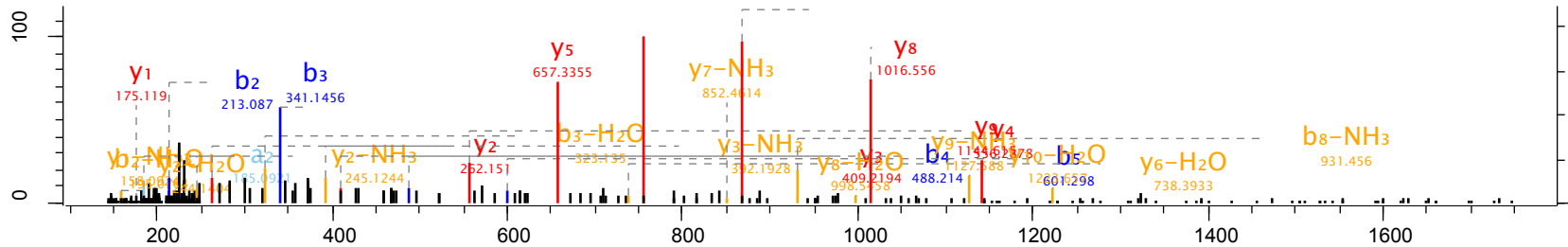




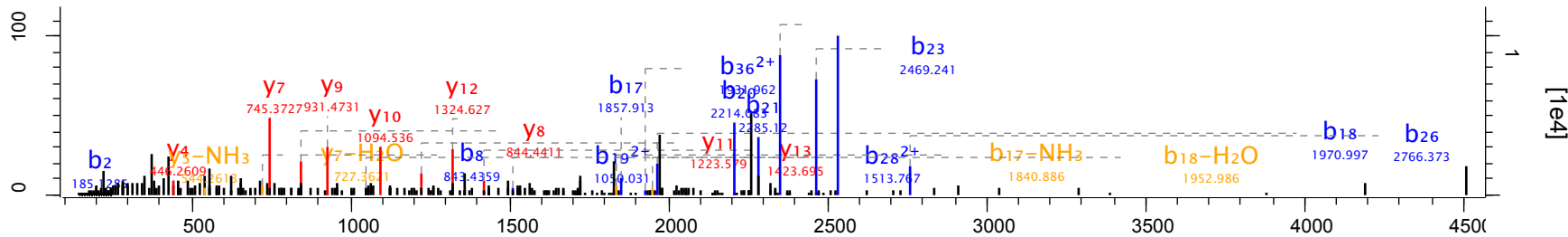
Raw file	Scan	Method	Score	m/z	Gene names
20150226_Hela_Top_opt_A3_01_1595	78115	TOF; CID	69.67	613.83	DOLK



Raw file	Scan	Method	Score	m/z	Gene names
20150226_Hela_Top_opt_A3_01_1595	78257	TOF; CID	89.19	678.86	C8orf82



Raw file	Scan	Method	Score	m/z	Gene names
20150226_Hela_Top_opt_A3_01_1595	78341	TOF; CID	36.89	1131.58	OGFOD2



- A L I A S S Y H P A R P E V Y D S L Q D A

b<sub>2</sub> | 
 y<sub>3</sub>-NH<sub>3</sub> | 
 y<sub>7</sub> | 
 y<sub>9</sub> | 
 y<sub>7</sub>-H<sub>2</sub>O | 
 y<sub>10</sub> | 
 y<sub>12</sub> | 
 y<sub>8</sub> | 
 b<sub>8</sub> | 
 b<sub>17</sub> | 
 b<sub>19</sub><sup>2+</sup> | 
 y<sub>11</sub> | 
 b<sub>20</sub><sup>2+</sup> | 
 b<sub>21</sub><sup>2+</sup> | 
 y<sub>13</sub> | 
 b<sub>23</sub> | 
 b<sub>28</sub><sup>2+</sup> | 
 b<sub>17</sub>-NH<sub>3</sub> | 
 b<sub>18</sub>-H<sub>2</sub>O | 
 b<sub>18</sub> | 
 b<sub>26</sub>

Raw file

20150226\_Hela\_Top\_opt\_A3\_01\_1595

Scan

81542

Method

TOF; CID

Score

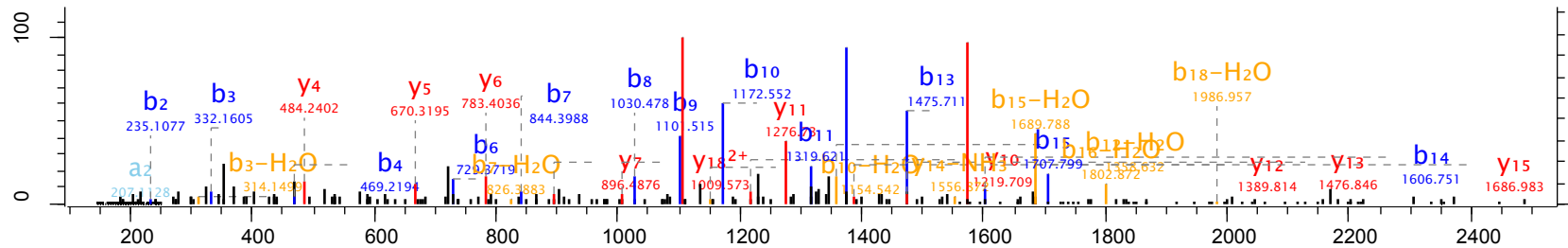
85.18

m/z

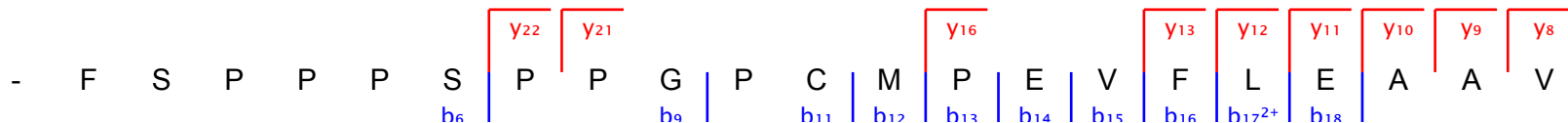
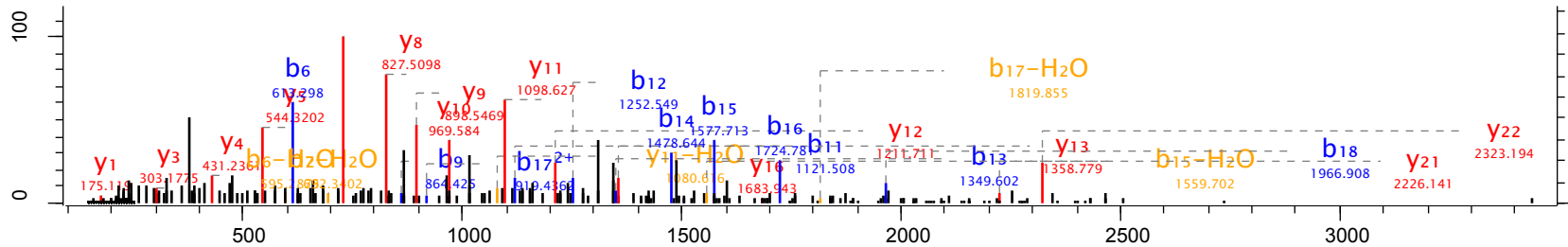
1132.61

Gene names

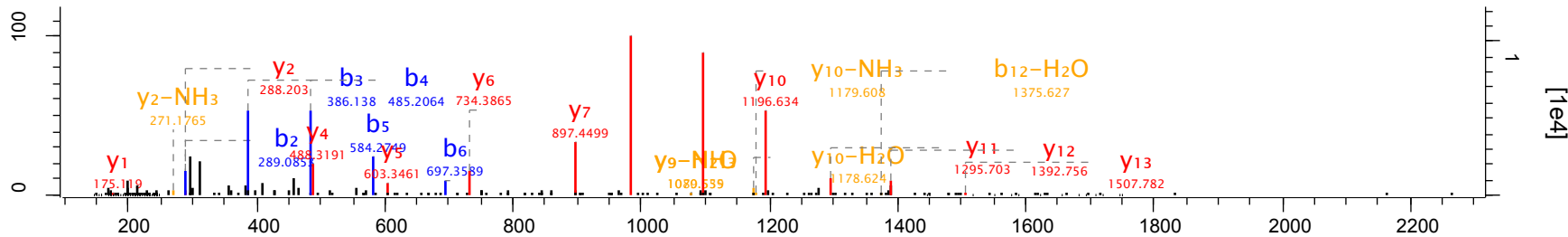
SSR2



Raw file	Scan	Method	Score	m/z	Gene names
20150226_Hela_Top_opt_A3_01_1595	81677	TOF; CID	67.5	979.51	FANCG



Raw file	Scan	Method	Score	m/z	Gene names
20150226_Hela_Top_opt_A3_01_1595	81909	TOF; CID	79.65	841.43	SENP8



ac

- M D P V V L S Y M D S L L R -

b2 b3 b4 b5 b6

y13 y12 y11 y10 y9 y8 y7 y6 y5 y4 y2 y1