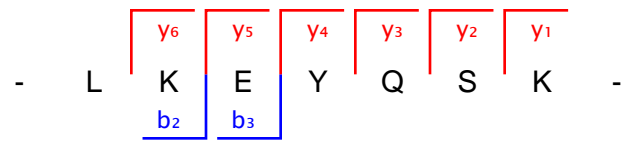
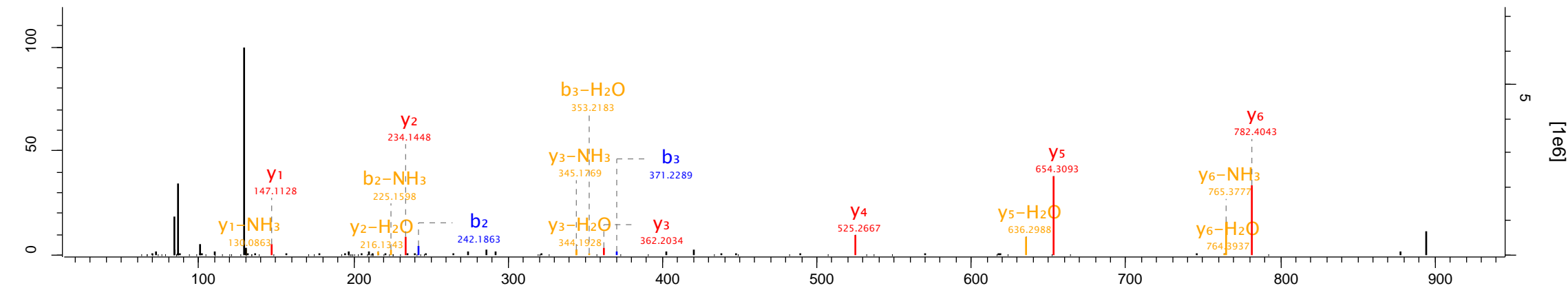
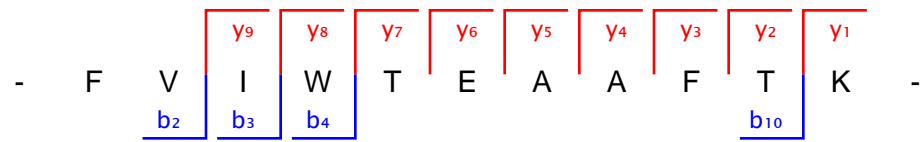
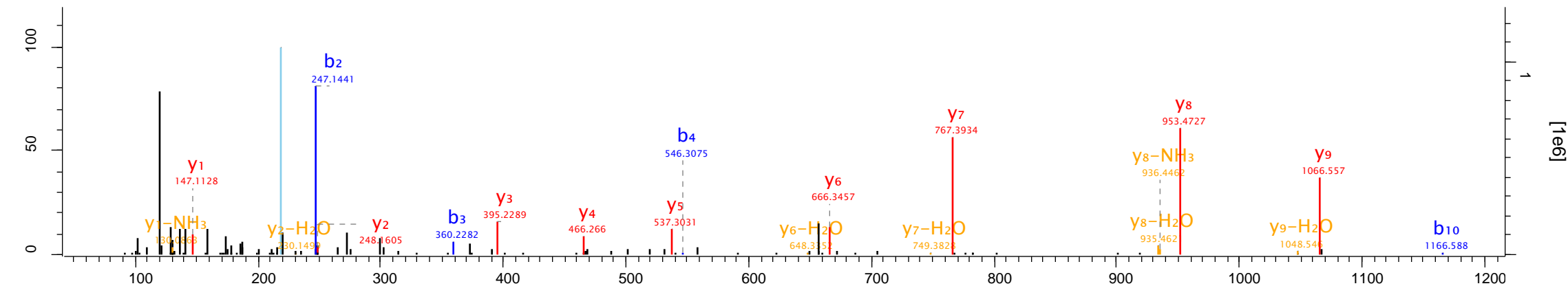


Raw file	Scan	Method	Score	m/z	Gene names
20140602_QEp4_FaHo_SA_ADA2_02	1754	FTMS; HCD	126.28	448.25	RPL13B;RPL13A



Raw file	Scan	Method	Score	m/z	Gene names
20140602_QEp4_FaHo_SA_ADA2_02	9841	FTMS; HCD	84.48	657.35	RPL4B;RPL4A

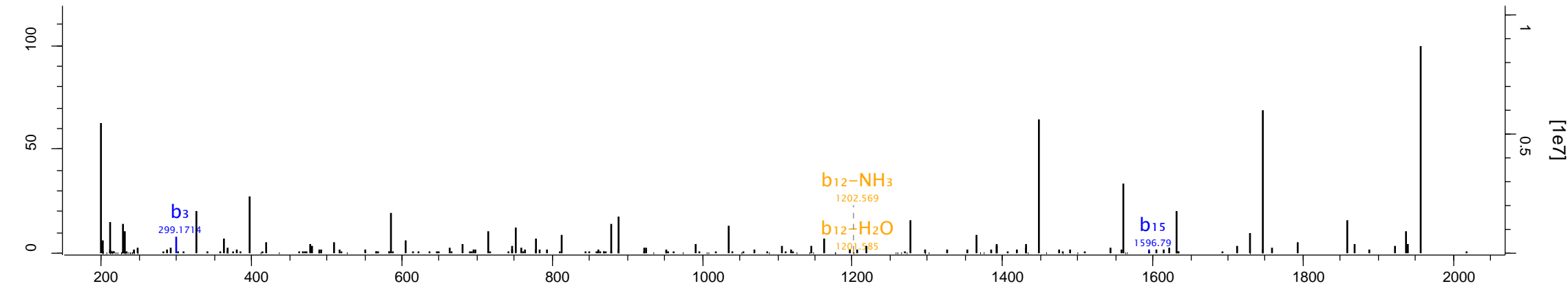


Raw file

Scan Method Score m/z Gene names

20140602_QEp4_FaHo_SA_BDF1_01

9862 FTMS; HCD 0.19 729.63 CSL4



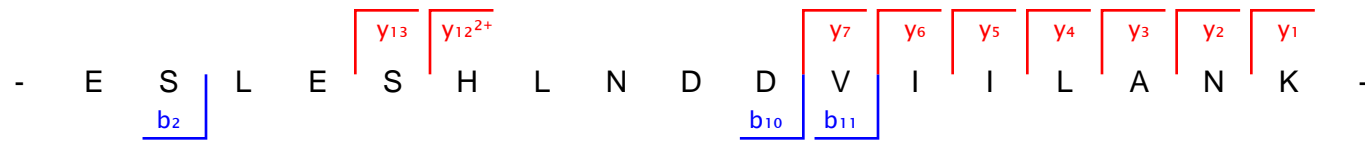
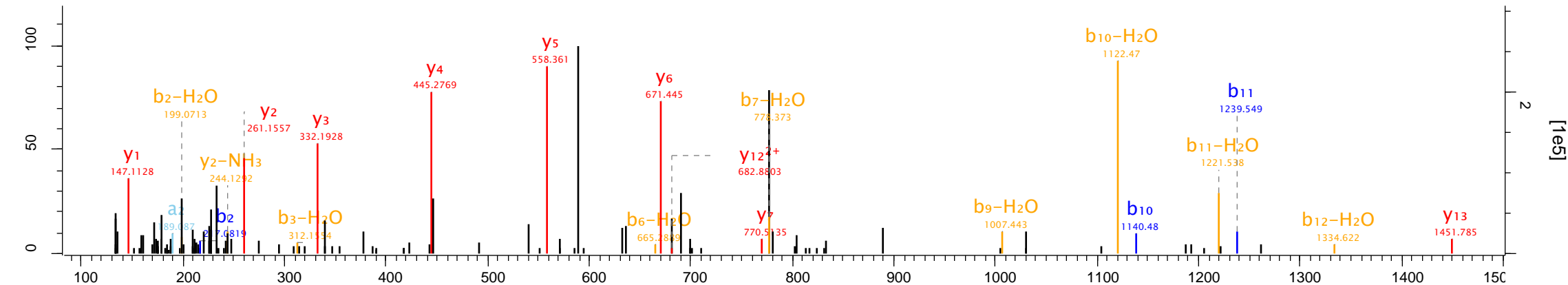
- A Q V L S L G D G T N Y Y L T T A R N D L G V V F A R -

b_3

b_{15}

Raw file Scan Method Score m/z Gene names

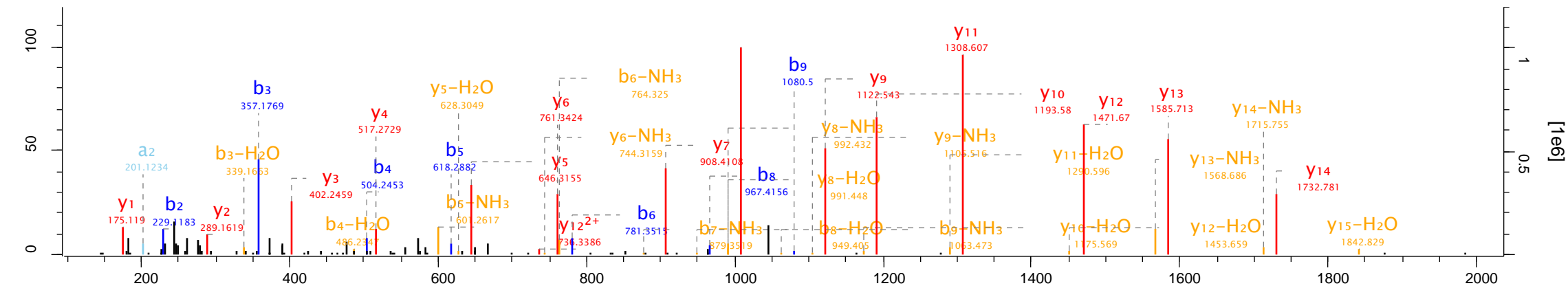
20140602_QEp4_FaHo_SA_BDF1_02 8357 FTMS; HCD 48.22 637.67 EIS1



Raw file

Scar Method Score m/z Gene names

20140602_QEp4_FaHo_SA_99178_1045_178 FTMS; 178 1045.178 TY1B-ML1;TY1B-BR;TY1B-H;TY1B-MR2;TY1B-OR;TY1B-DR1;TY1B-NL2;TY1B-PR2;TY1B-DR5;TY1B-PR1;TY1B-JR2;TY1B-NL1;TY1B-OL;TY1B-LR4;TY1B-ML2;TY1B-DR3

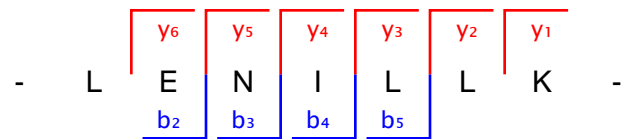
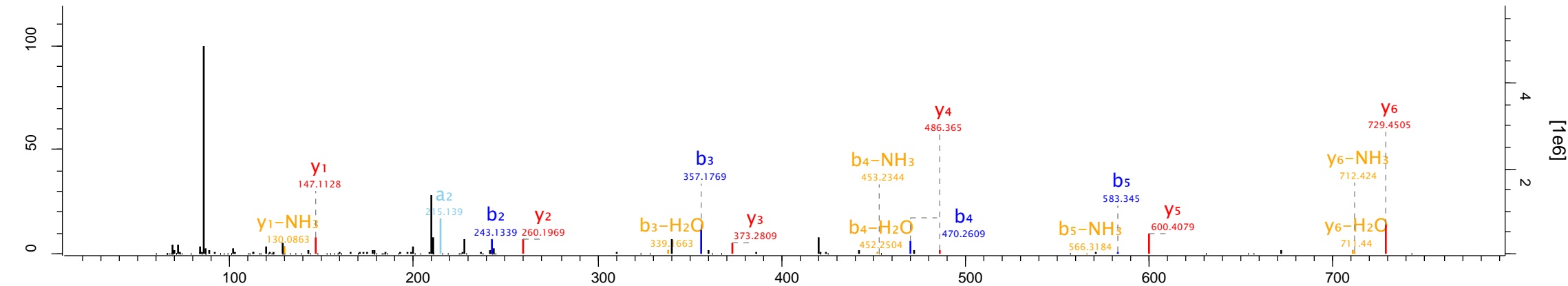


- L D Q F N Y D A L T F D E D L N R -

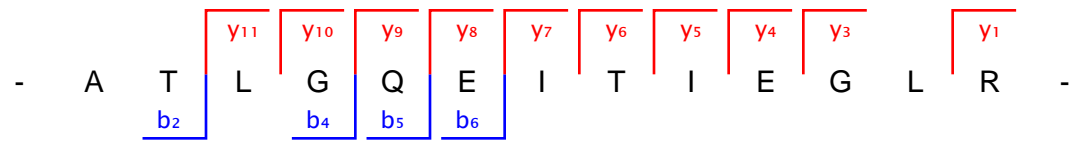
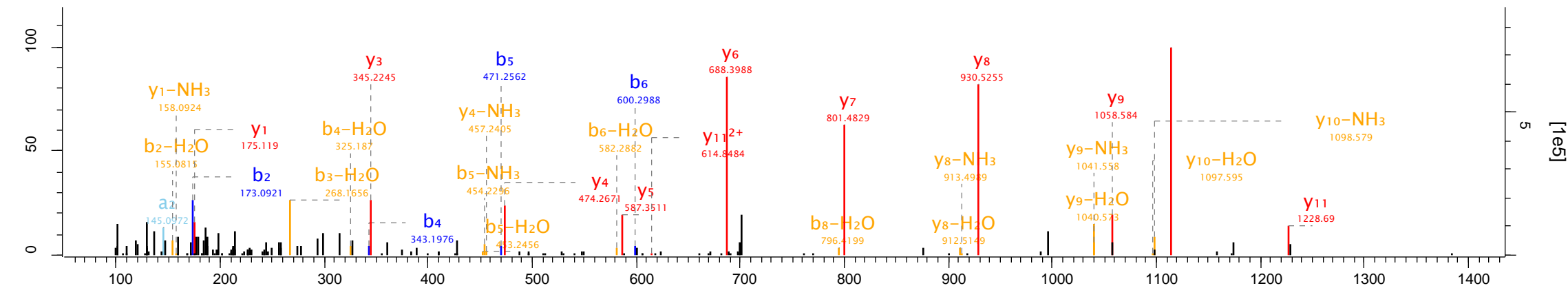
b₂ b₃ b₄ b₅ b₆ b₈ b₉

y₁₄ y₁₃ y₁₂ y₁₁ y₁₀ y₉ y₈ y₇ y₆ y₅ y₄ y₃ y₂ y₁

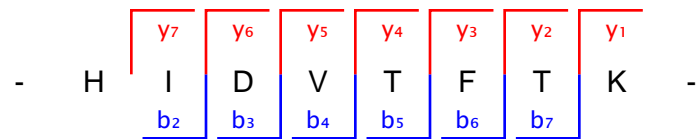
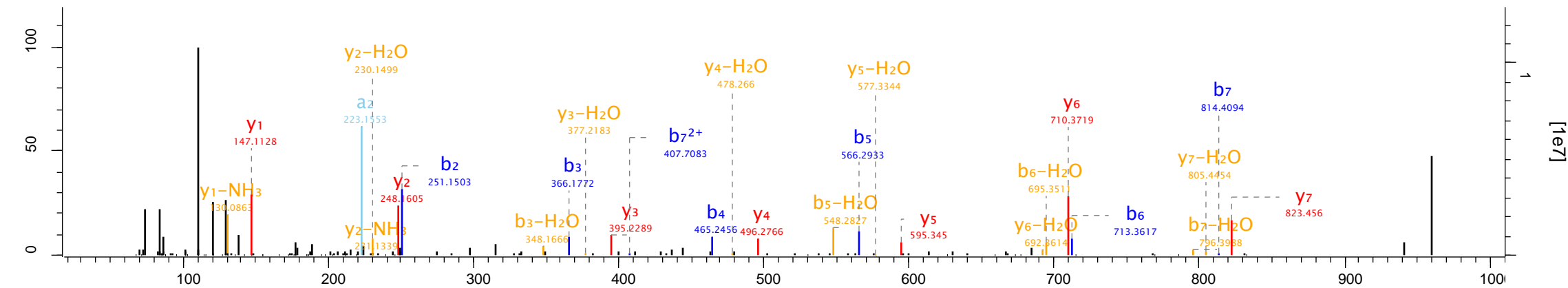
Raw file	Scan	Method	Score	m/z	Gene names
20140602_QEp4_FaHo_SA_BDF2_01	5546	FTMS; HCD	151.29	421.77	PRR1



Raw file	Scan	Method	Score	m/z	Gene names
20140602_QEp4_FaHo_SA_BDF2_01	8265	FTMS; HCD	127.02	700.89	NOP12



Raw file	Scan	Method	Score	m/z	Gene names
20140602_QEp4_FaHo_SA_BDF2_02	4095	FTMS; HCD	178.94	480.76	RPL9A;RPL9B

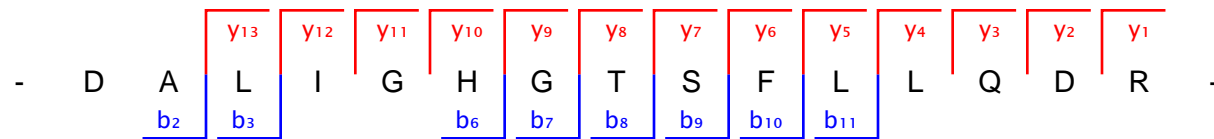
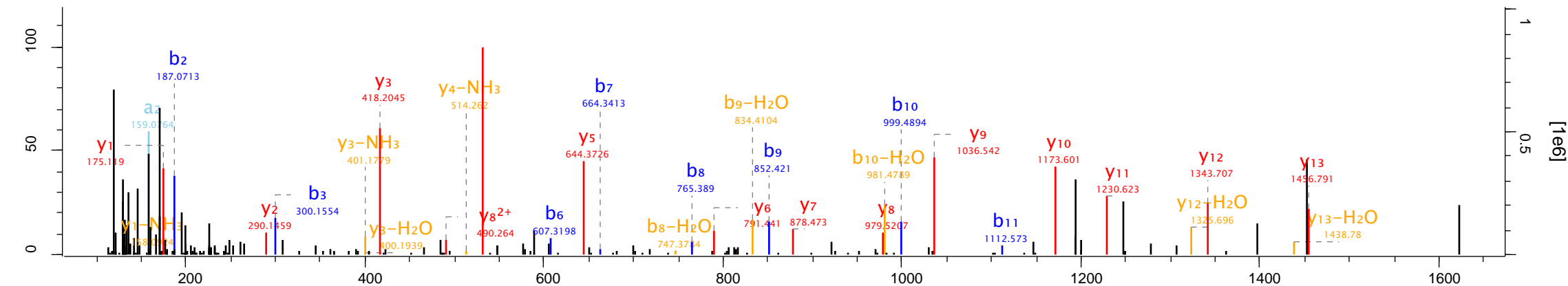


Raw file

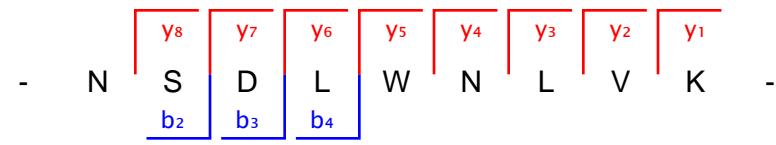
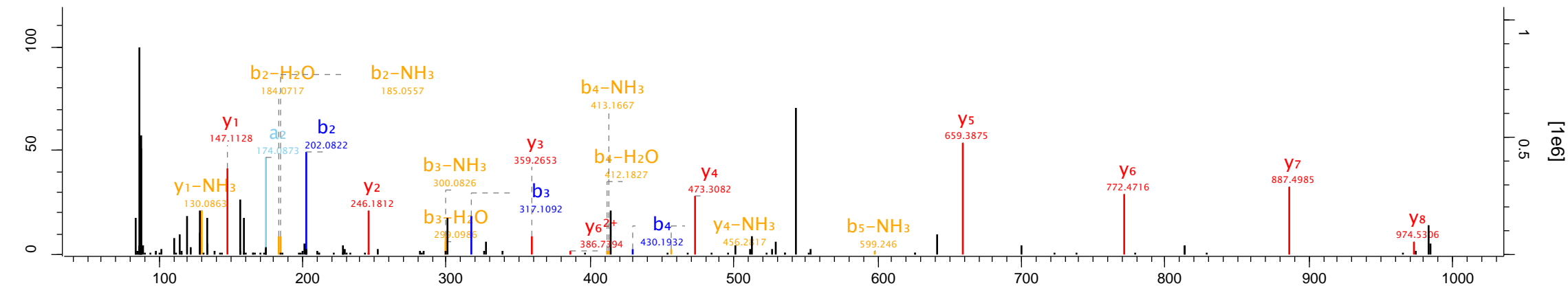
Scan Method Score m/z Gene names

20140602_QEp4_FaHo_SA_BDF2_02

8104 FTMS; HCD 144.29 548.29 RPA135

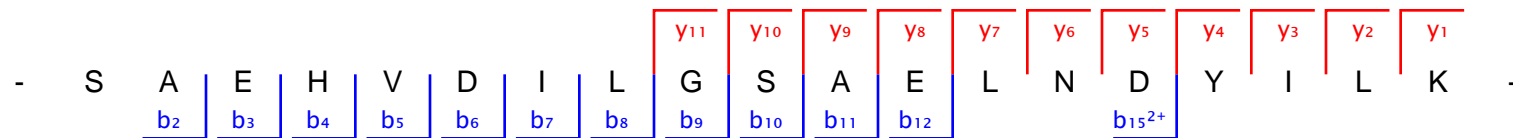
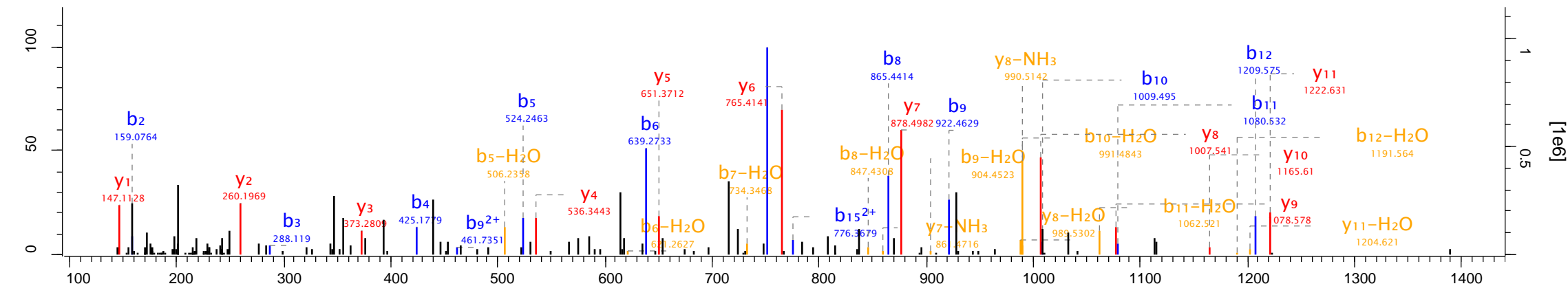


Raw file	Scan	Method	Score	m/z	Gene names
20140602_QEp4_FaHo_SA_BDF2_02	8499	FTMS; HCD	109.44	544.79	KTR3

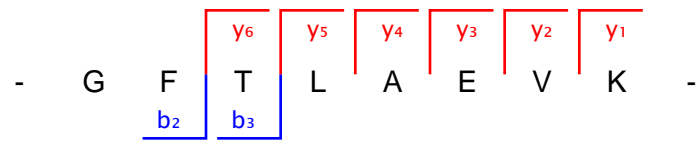
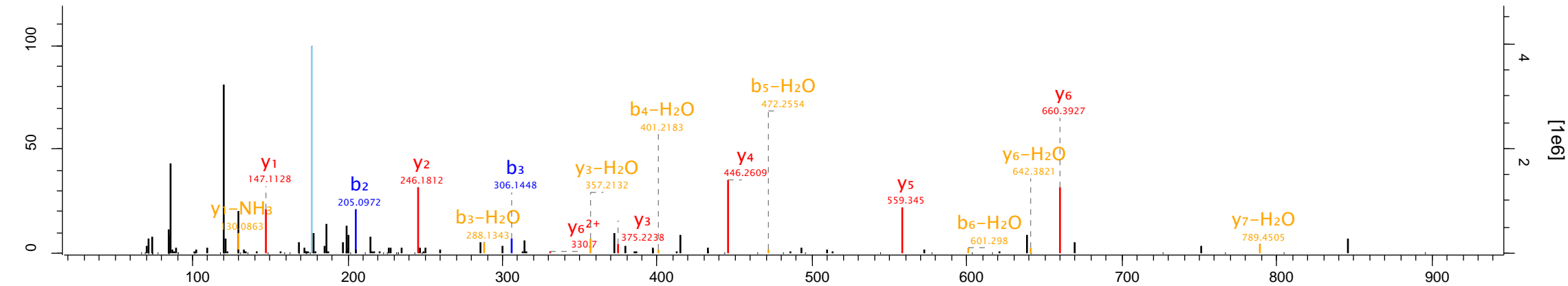


Raw file Scan Method Score m/z Gene names

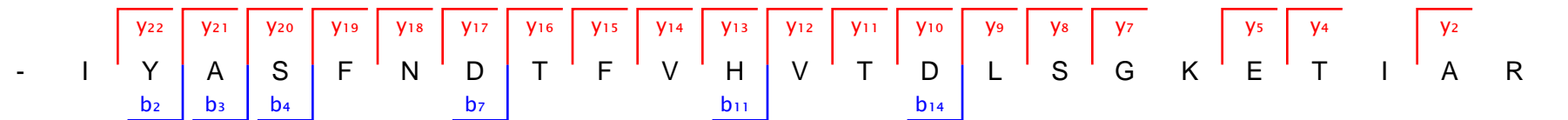
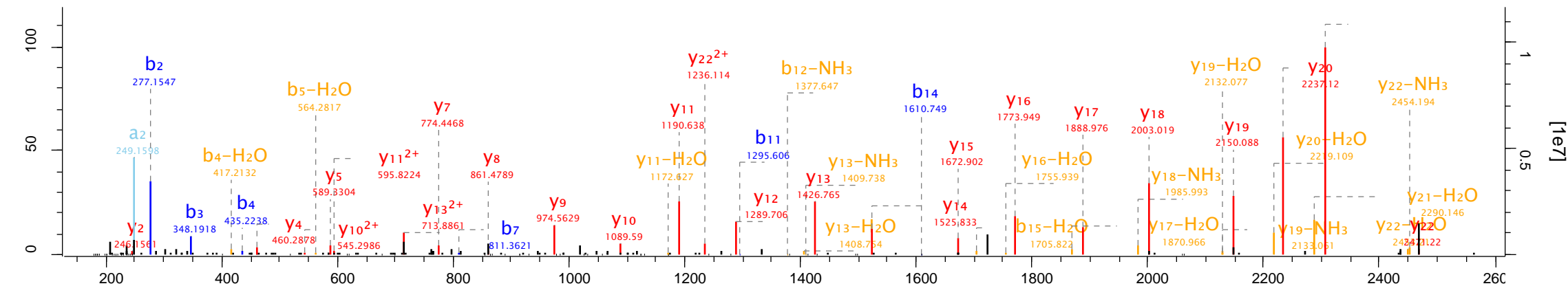
20140602_QEp4_FaHo_SA_BDF2_02 9741 FTMS; HCD 124.99 696.36 LRO1



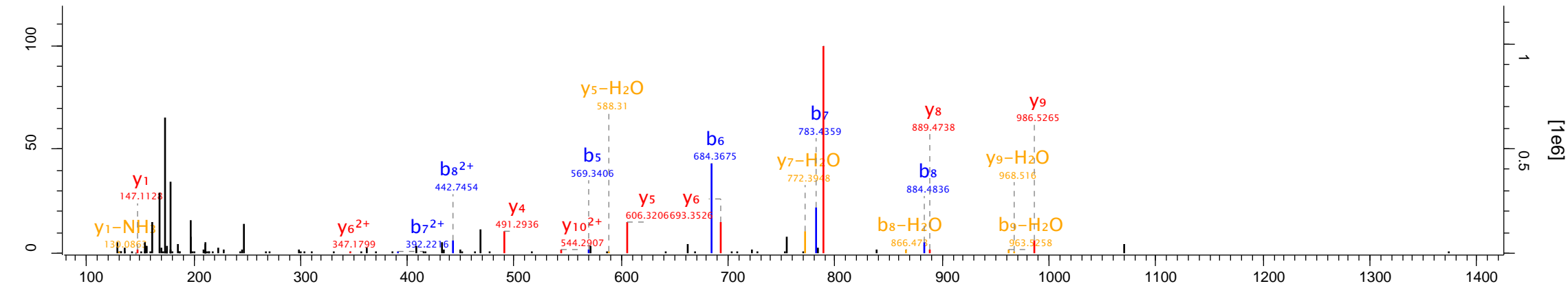
Raw file	Scan	Method	Score	m/z	Gene names
20140602_QEp4_FaHo_SA_BDF2_03	6289	FTMS; HCD	84.5	433.25	RPL13B;RPL13A



Raw file 20140602_QEp4_FaHo_SA_BDF2_03 Scan 9040 Method FTMS; HCD Score 228.15 m/z 862.44 Gene names RPS14B;RPS14A



Raw file	Scan	Method	Score	m/z	Gene names
20140602_QEp4_FaHo_SA_CT16_01	4213	FTMS; HCD	68.58	468.26	RPS14B;RPS14A

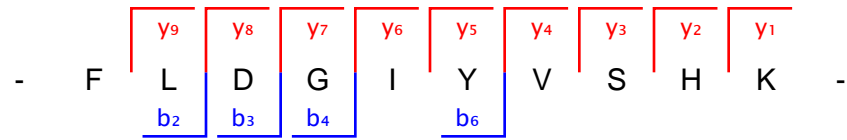
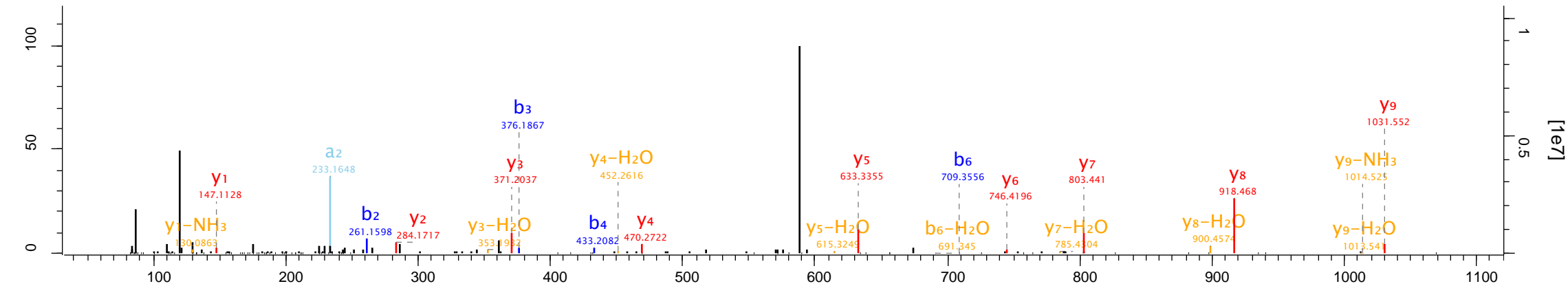


- I G R I E D V T P V P S D S T R K -

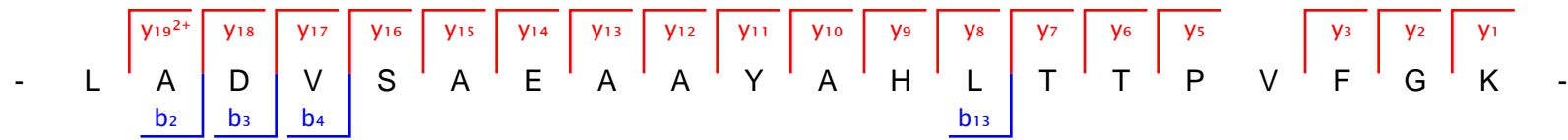
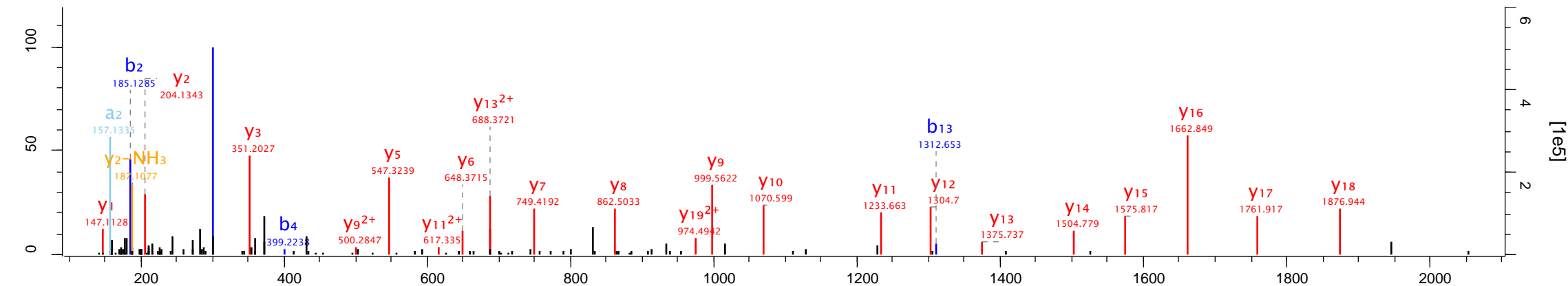
Fragmentation mapping (b and y ions):

- b₅ (E), b₆ (D), b₇ (V), b₈ (T)
- y₁₀²⁺ (T), y₉ (P), y₈ (V), y₇ (P), y₆ (S), y₅ (D), y₄ (S), y₁ (K)

Raw file	Scan	Method	Score	m/z	Gene names
20140602_QEp4_FaHo_SA_CT16_01	5974	FTMS; HCD	113.44	589.82	RPL9A;RPL9B

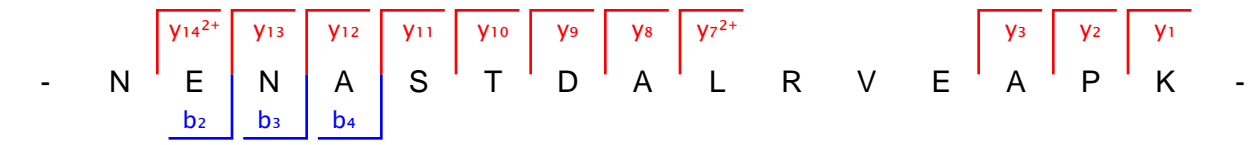
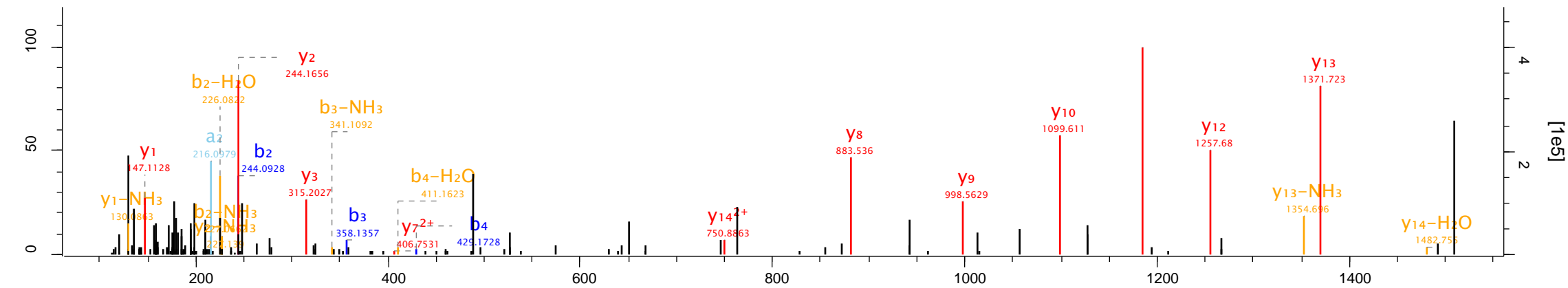


Raw file Scan Method Score m/z Gene names
 20140602_QEp4_FaHo_SA_CT16_01 8912 FTMS; HCD 138.75 688.03 ERG11



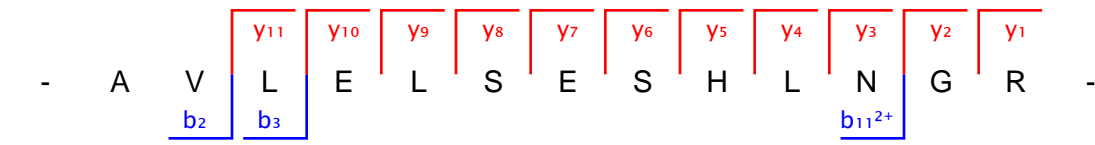
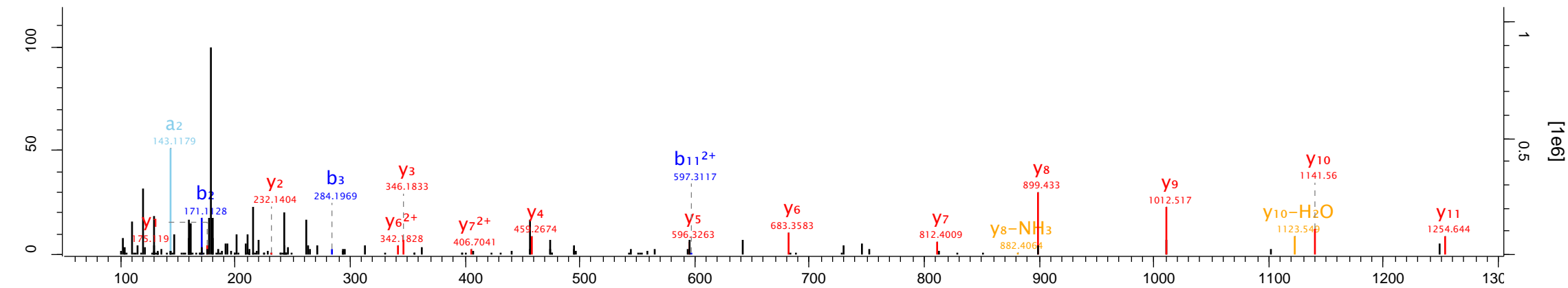
Raw file Scan Method Score m/z Gene names

20140602_QEp4_FaHo_SA_CT16_03 3966 FTMS; HCD 76.36 538.94 FLC3



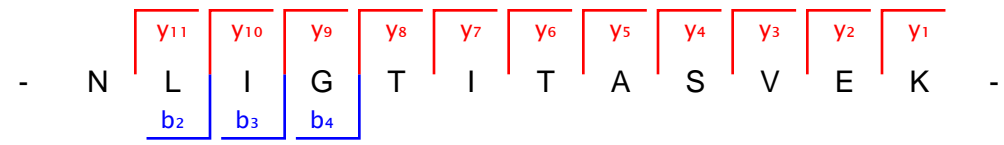
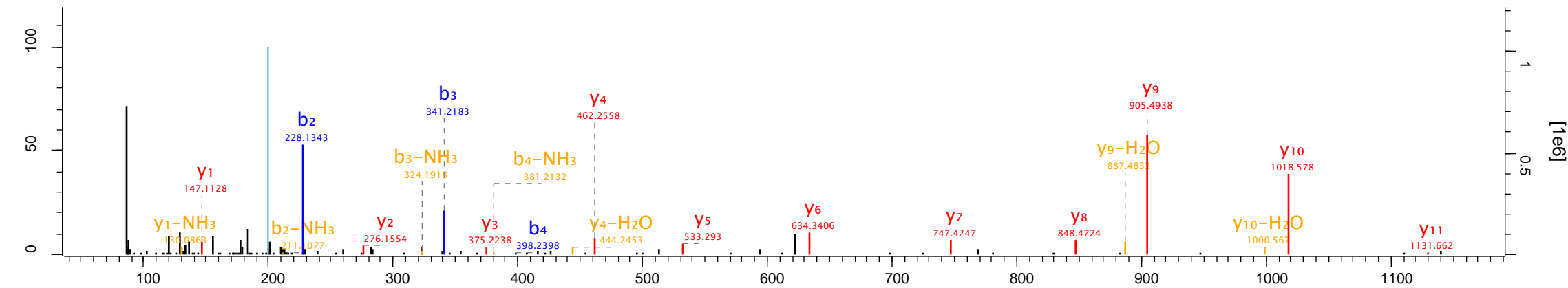
Raw file Scan Method Score m/z Gene names

20140602_QEp4_FaHo_SA_CT16_03 5196 FTMS; HCD 66.99 475.59 NOP13

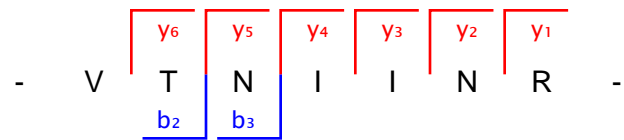
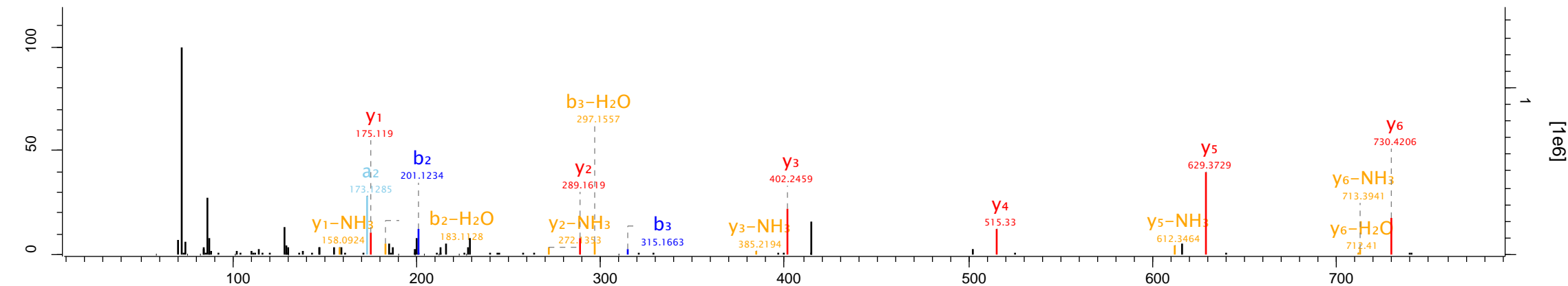


Raw file Scan Method Score m/z Gene names

20140602_QEp4_FaHo_SA_CT16_03 9108 FTMS; HCD 91.62 623.36 PUF6

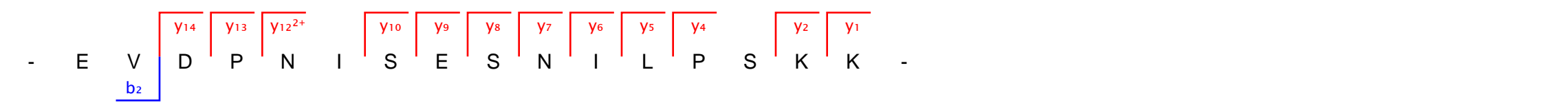
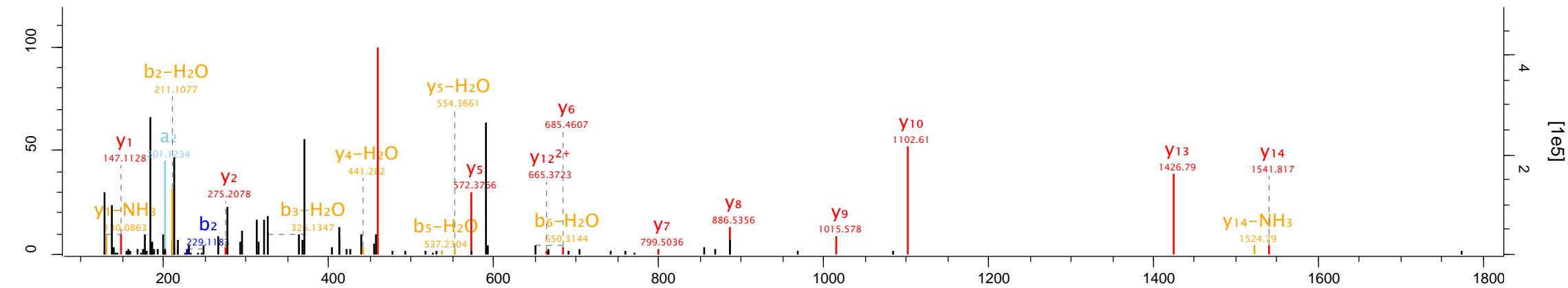


Raw file	Scan	Method	Score	m/z	Gene names
20140602_QEp4_FaHo_SA_EAF3_01	3197	FTMS; HCD	138.85	415.25	TY1B-OL

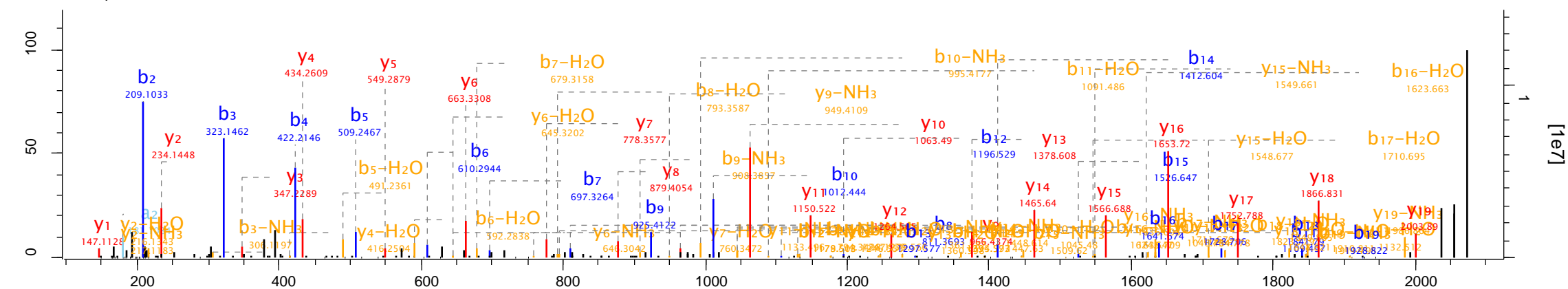


Raw file Scan Method Score m/z Gene names

20140602_QEp4_FaHo_SA_E 53931 FTMS; 53.56 590.9 TY1B-ML1;TY1B-BR;TY1B-H;TY1B-MR2;TY1B-OR;TY1B-DR1;TY1B-PR2;TY1B-DR5;TY1B-PR1;TY1B-JR2;TY1B-OL;TY1B-LR4;TY1B-ML2;TY1B-DR3;TY1B-PR3;TY1B-P

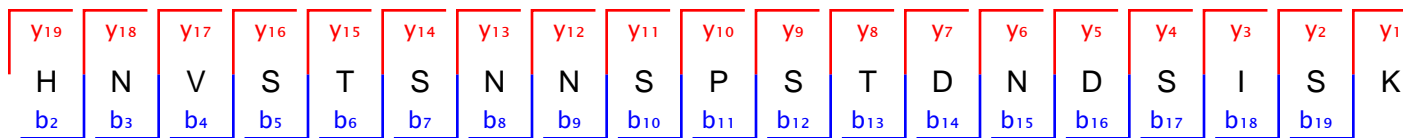


20140602_QEp4_FaHo_S235_FTMS; 411.1038.TY1B-ML1;TY1B-BR;TY1A-PR1;TY1A-A;TY1A-DR4;TY1B-H;TY1B-MR2;TY1B-OR;TY1B-DR1;TY1B-NL2;TY1B-PR2;TY1B-DR5;TY1B-PR1;TY1B-JR2;TY1A-PL;TY1A-LR2;TY1A

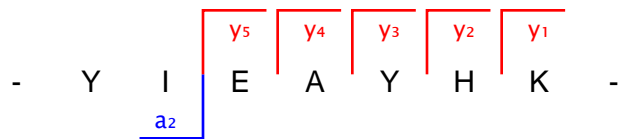
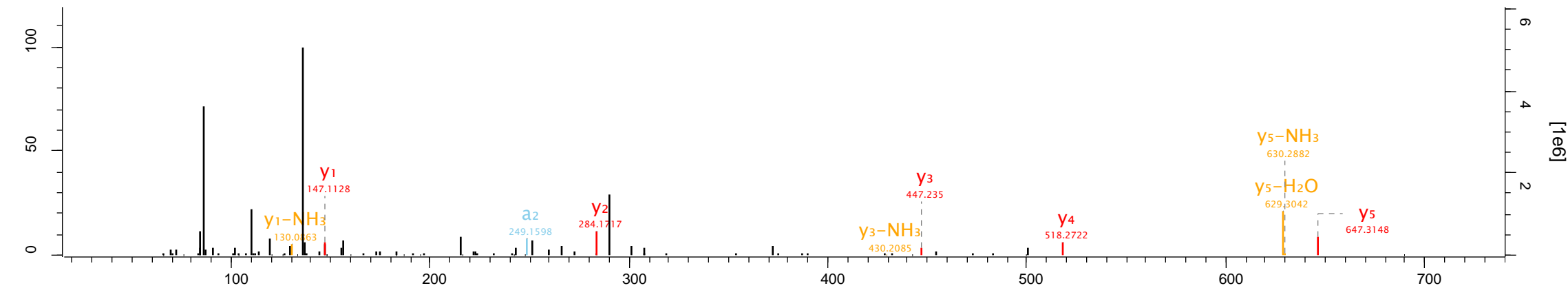


-

A



20140602_QEp4_FaHo_SA_260:FTMS; 55.6 308.4 TY1B-ML1;TY1B-BR;TY1B-OR;TY1B-DR1;TY1B-NL2;TY1B-PR2;TY1B-DR5;TY1B-PR1;TY1B-JR2;TY1B-NL1;TY1B-OL;TY1B-LR4;TY1B-ML2;TY1B-DR3;TY1B-PR3;TY1B-PL;



Raw file

Scan

Method

Score

m/z

Gene names

20140602_QEp4_FaHo_SA_EAF3_02

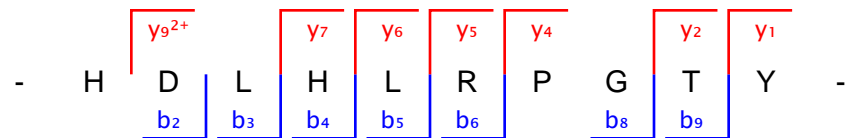
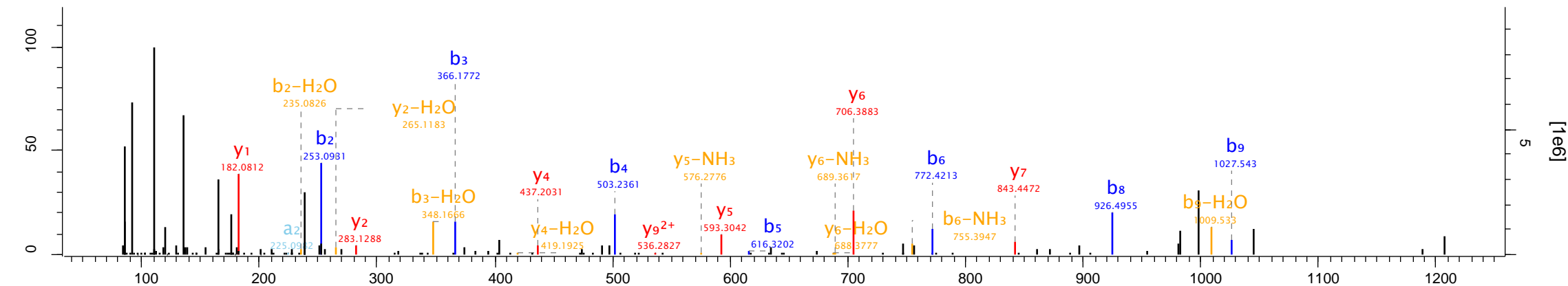
3519

FTMS; HCD

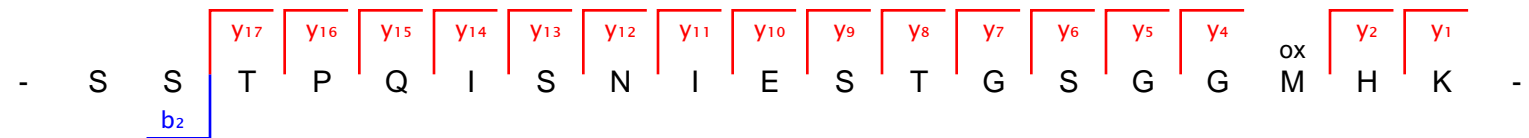
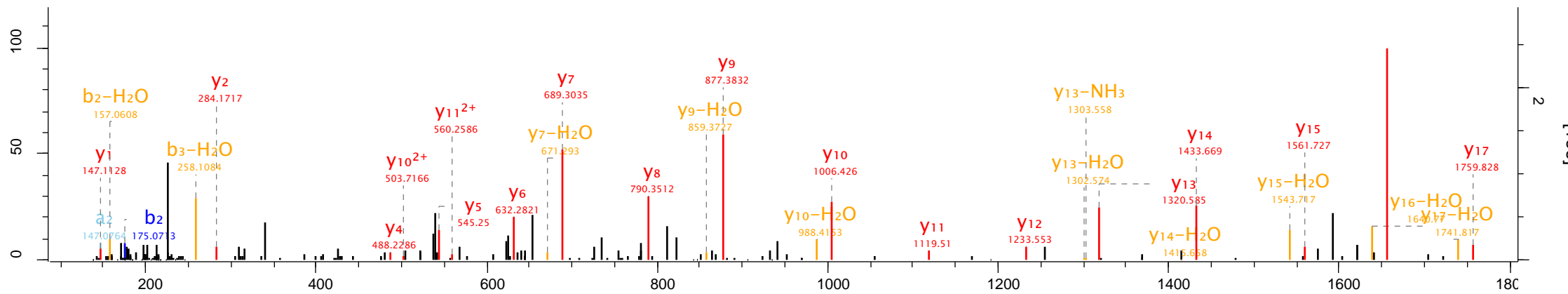
115.7

403.54

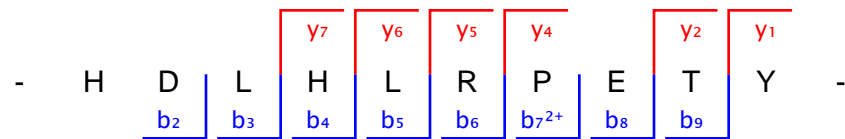
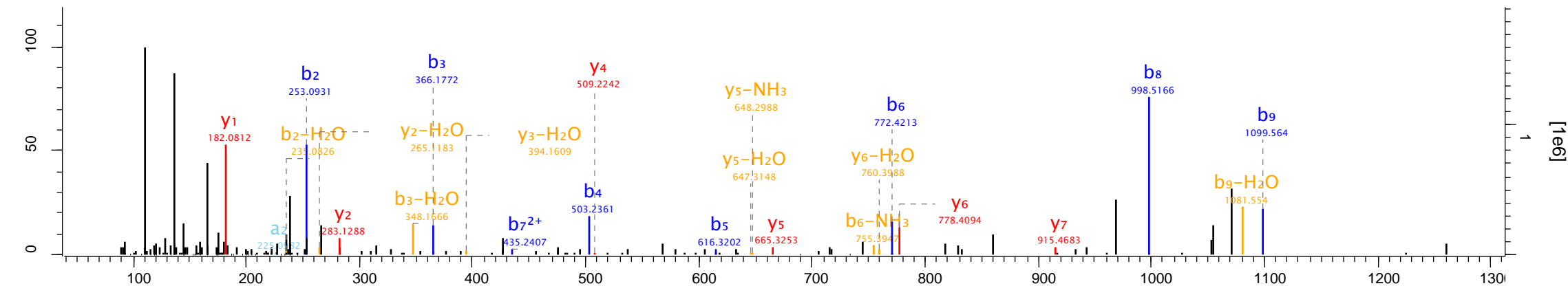
TY1A-PL;TY1A-LR2;TY1A-ER1;TY1A-DR6;TY1A-DR2



20140602_QEp4_FaHo_SA_EAF3_0 3637 FTMS; HCD 110.74 645.3 TY1B-ML1;TY1B-MR2;TY1B-OR;TY1B-DR1;TY1B-PR2;TY1B-DR5;TY1B-PR1;TY1B-JR2;TY1B-OL;TY1B-LR4;TY1B-ML2;TY1B-PR3;TY1B-PL;TY1B-LR2;TY1B-



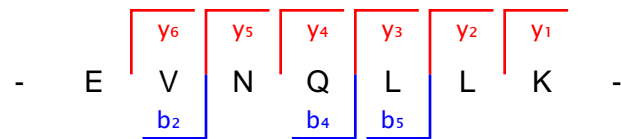
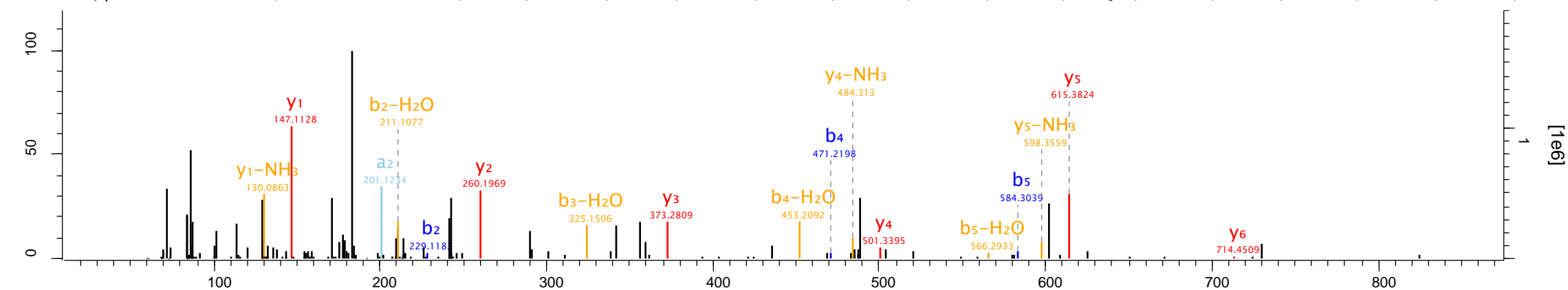
Raw file	Scan	Method	Score	m/z	Gene names
20140602_QEp4_FaHo_SA_EAF3_02	3709	FTMS; HCD	97.81	427.55	TY1A-PR1;TY1A-A;TY1A-DR4



Raw file

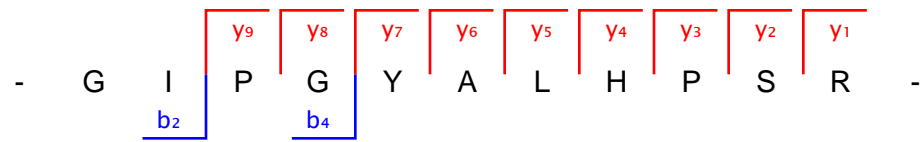
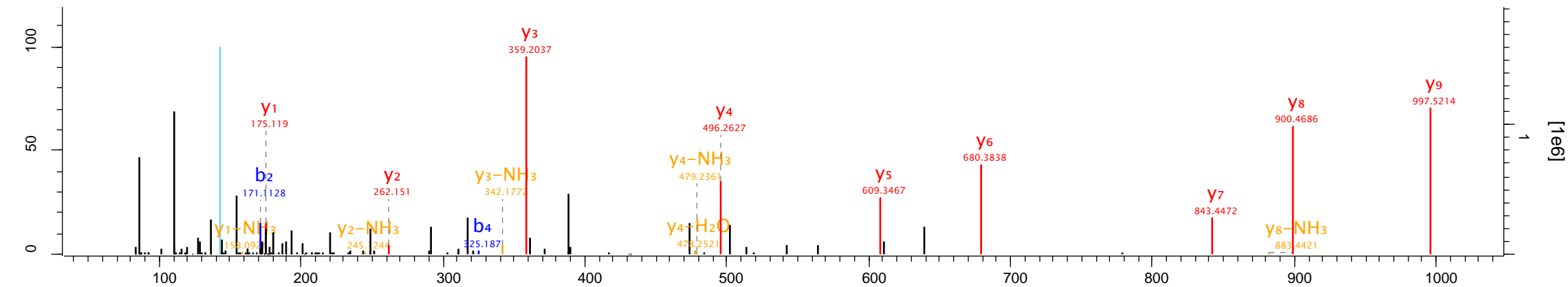
ScanMethod Score m/z Gene names

20140602_QEp4_FaHo_SA_3973 FTMS; 98.4; 422.2 TY1B-ML1;TY1B-BR;TY1B-MR2;TY1B-OR;TY1B-DR1;TY1B-NL2;TY1B-PR2;TY1B-DR5;TY1B-PR1;TY1B-JR2;TY1B-NL1;TY1B-OL;TY1B-LR4;TY1B-ML2;TY1B-DR3;TY1B-P



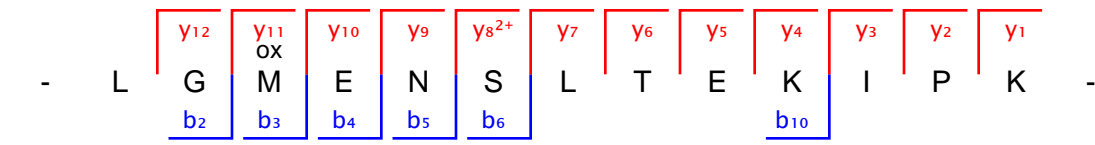
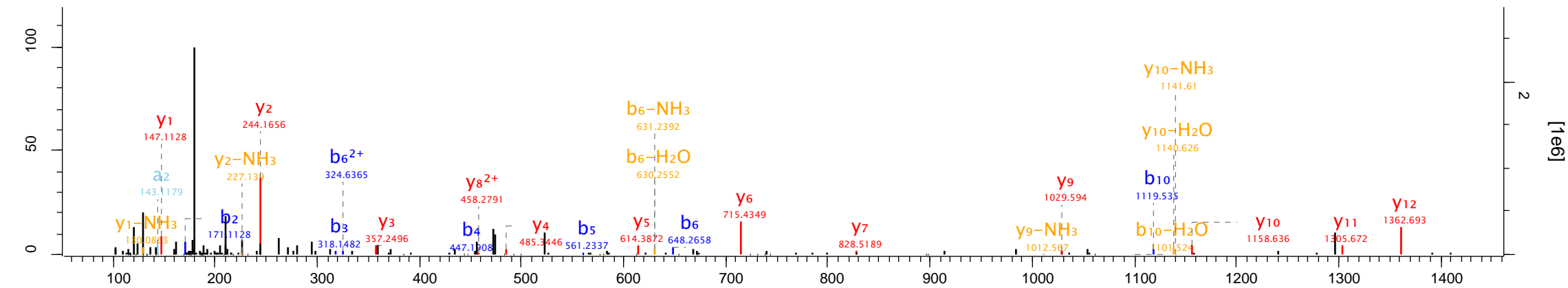
20140602_QEp4_Fa 42

A 630 389 TY1B-ML1;TY1B-BR;TY1B-H;TY1B-MR2;TY1B-OR;TY1B-DR1;TY1B-NL2;TY1B-PR2;TY1B-DR5;TY1B-PR1;TY1B-JR2;TY1B-NL1;TY2B-C;TY1B-OL;TY1B-LR4;TY1B-ML2;TY1B-DR3;TY1B-



Raw file Scan Method Score m/z Gene names

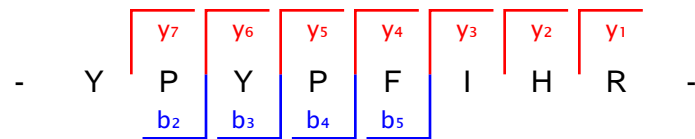
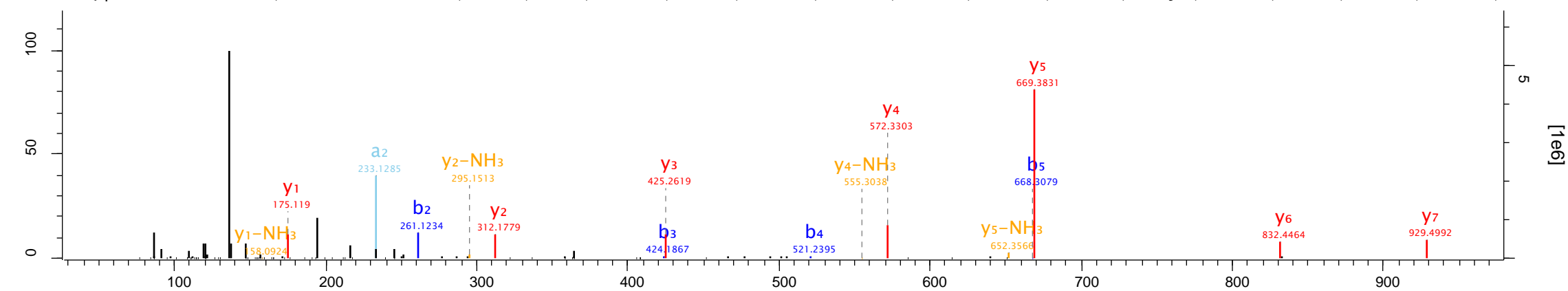
20140602_QEp4_FaHo_SA_EAF 4566 FTMS; 94.02 492.9 TY1B-ML1;TY1B-BR;TY1B-H;TY1B-MR2;TY1B-OR;TY1B-PR2;TY1B-DR5;TY1B-PR1;TY1B-JR2;TY1B-NL1;TY1B-OL;TY1B-LR4;TY1B-ML2;TY1B-PR3;TY1B-PL;TY1B-



Raw file

ScanMethod Score m/z Gene names

20140602_QEp4_FaHo_SA_58991.FTMS; 120.6 364.8 TY1B-ML1;TY1B-BR;TY1B-H;TY1B-MR2;TY1B-OR;TY1B-DR1;TY1B-NL2;TY1B-PR2;TY1B-DR5;TY1B-PR1;TY1B-JR2;TY1B-NL1;TY1B-OL;TY1B-LR4;TY1B-ML2;TY1B-DR3



Raw file

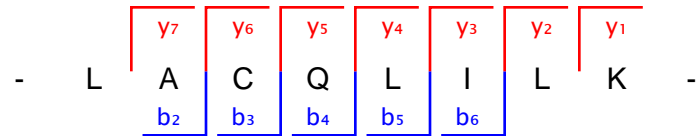
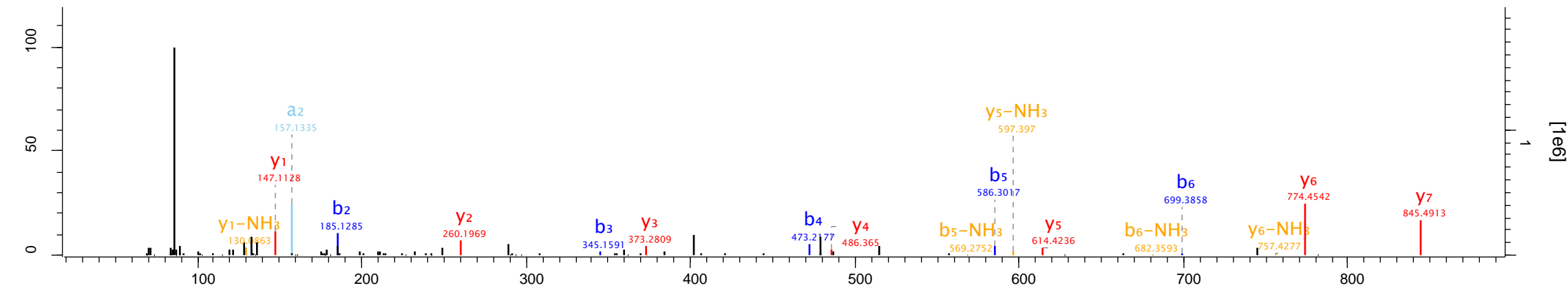
Scan Method

Score

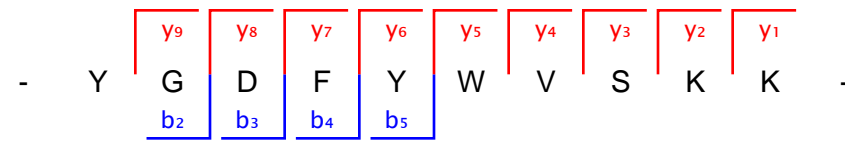
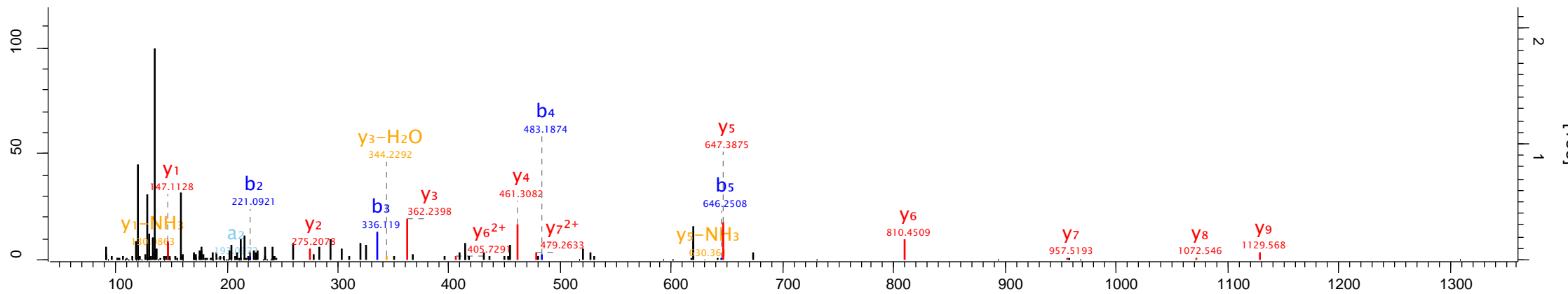
m/z

Gene names

20140602_QEp4_FaHo_SA_EAF3 5992 FTMS; 137.1{479.7{TY2B-C;TY2B-B;TY2B-GR2;TY2B-F;TY2B-GR1;TY2A-GR1;TY2B-OR1;TY2A-DR2;TY2B-DR1;TY2B-DR3;TY2B-LR1;TY2B-OR2;TY2A-OR1;TY2A-LR2;TY2A-OR2;

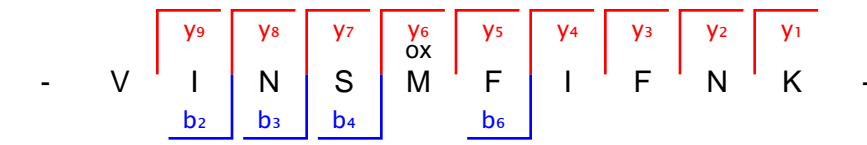
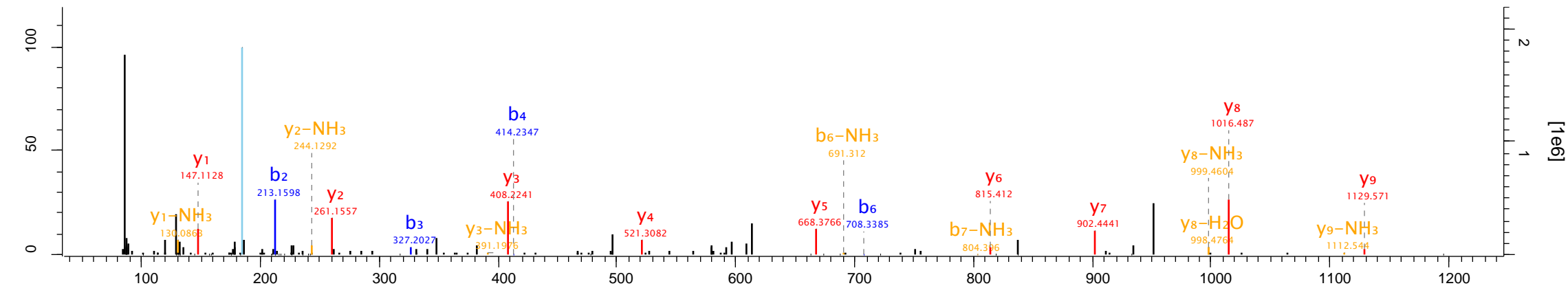


20140602_QEp4_FaHo_SA_EA 61 & FTMS; 54.27 431.5 TY1B-ML1;TY1B-BR;TY1B-H;TY1B-MR2;TY1B-OR;TY1B-DR1;TY1B-NL2;TY1B-PR2;TY1B-DR5;TY1B-PR1;TY1B-JR2;TY1B-NL1;TY1B-OL;TY1B-LR4;TY1B-ML2;TY1B-



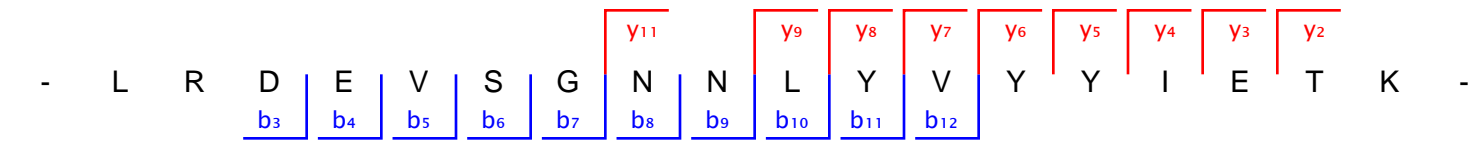
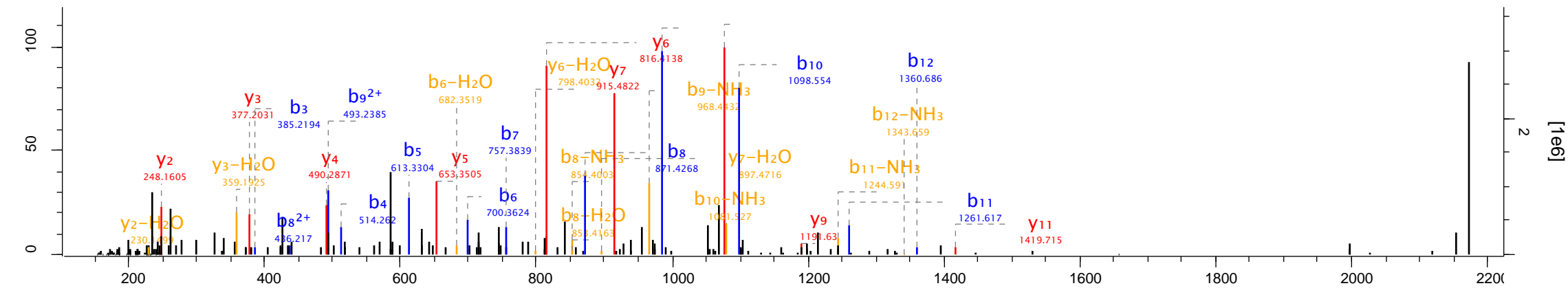
Raw file Scan Method Score m/z Gene names

20140602_QEp4_FaHo_SA_E_7064_FTMS; 107.5 614.8 TY1B-PR1;TY1B-JR2;TY2B-C;TY1B-OL;TY1B-LR4;TY1B-ML2;TY1B-DR3;TY1B-PR3;TY1B-PL;TY1B-LR2;TY1B-DR6;TY1B-A;TY2B-B;TY2B-GR2;TY2B-F;TY2B-GR1;TY2

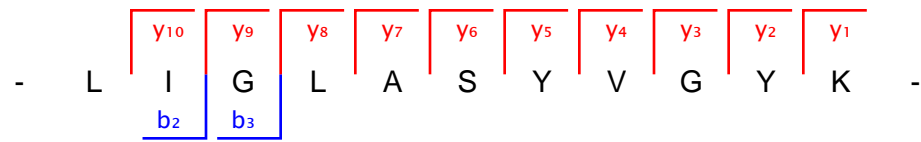
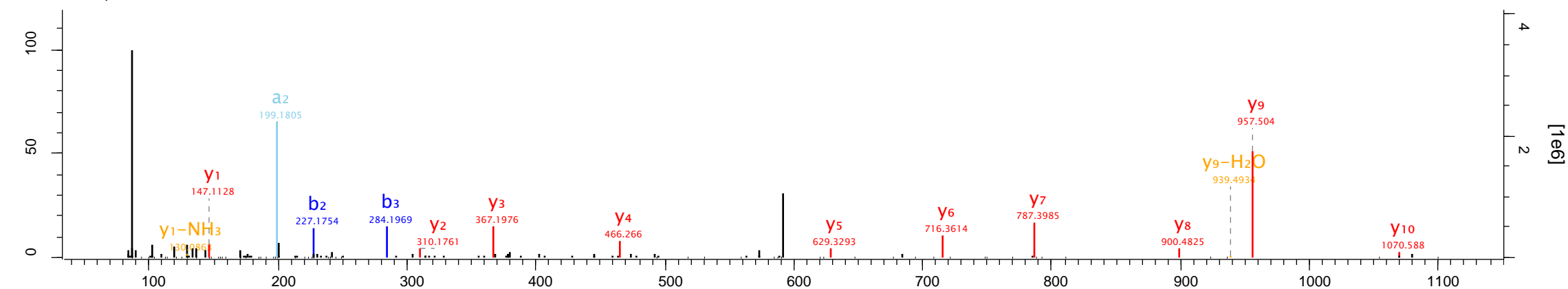


Raw file Scan Method Score m/z Gene names

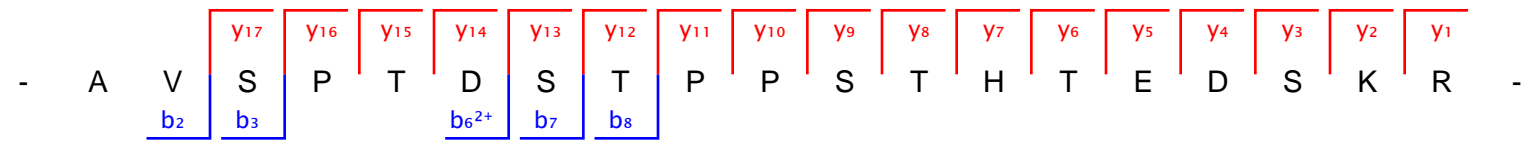
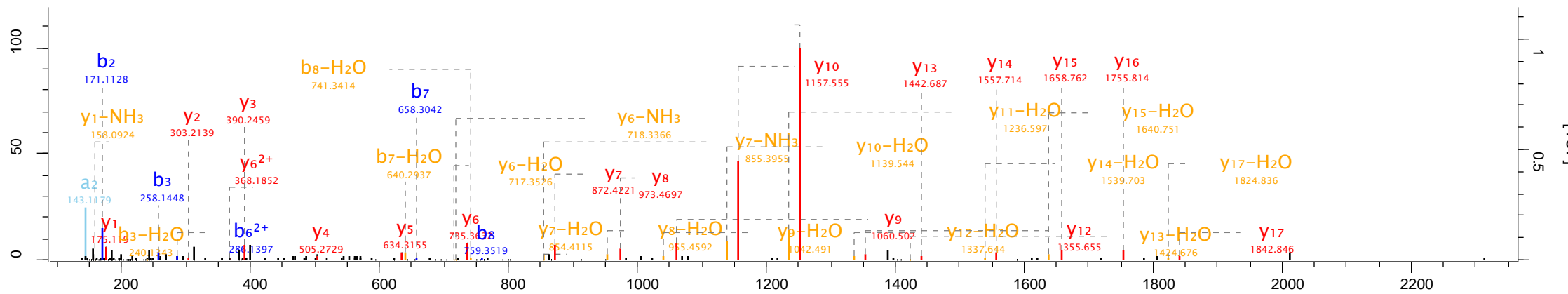
20140602_QEp4_FaHo_SA_EA 798 FTMS; 114.51726.0 TY1B-DR1;TY1B-NL2;TY1B-PR1;TY2B-C;TY1B-OL;TY1B-LR4;TY1B-ML2;TY1B-DR3;TY1B-PL;TY1B-LR2;TY1B-DR6;TY1B-A;TY2B-B;TY2B-GR2;TY2B-F;TY2B-GR1;



20140602_QEp4_Fa 835 A 880 592 TY1B-ML1;TY1B-BR;TY1B-H;TY1B-MR2;TY1B-OR;TY1B-DR1;TY1B-NL2;TY1B-PR2;TY1B-DR5;TY1B-PR1;TY1B-JR2;TY1B-NL1;TY2B-C;TY1B-OL;TY1B-LR4;TY1B-ML2;TY1B-DR3;TY1B-



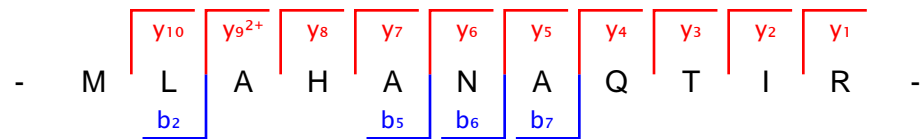
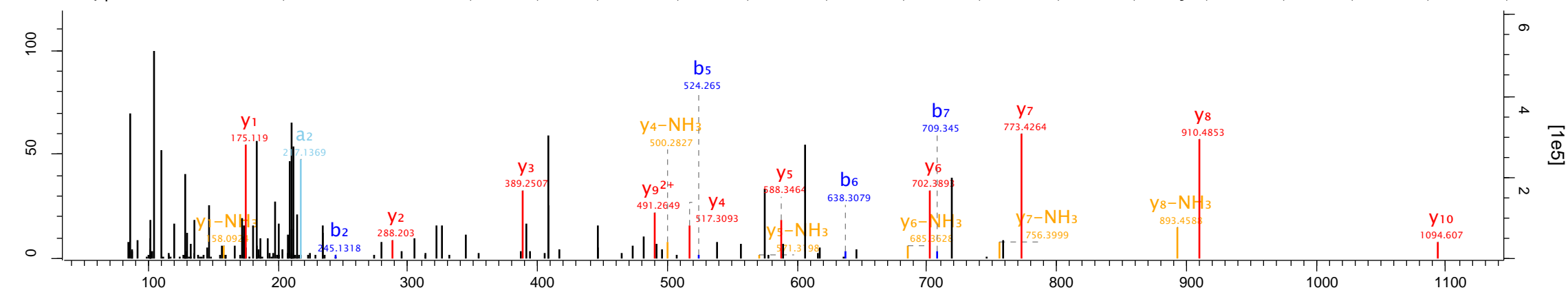
20140602_QEp4_FaHo_SA_219 FTMS; 183.7 503.9 TY1B-ML1;TY1B-BR;TY1B-H;TY1B-MR2;TY1B-OR;TY1B-DR1;TY1B-NL2;TY1B-PR2;TY1B-DR5;TY1B-PR1;TY1B-JR2;TY1B-NL1;TY1B-OL;TY1B-LR4;TY1B-ML2;TY1B-DR



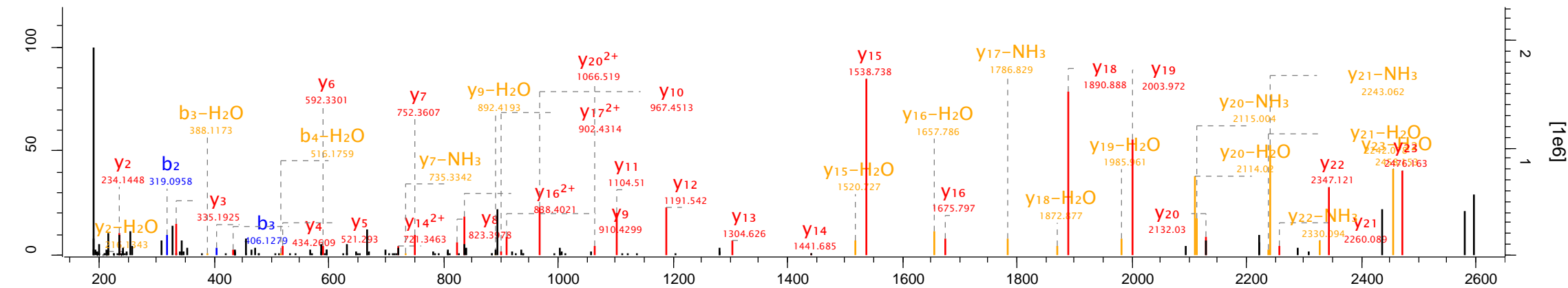
Raw file

Scan Method Score m/z Gene names

20140602_QEp4_FaHo_SA_E2681_FTMS; 74.61409.2 TY1B-ML1;TY1B-BR;TY1B-H;TY1B-MR2;TY1B-OR;TY1B-DR1;TY1B-NL2;TY1B-PR2;TY1B-DR5;TY1B-PR1;TY1B-JR2;TY1B-NL1;TY1B-OL;TY1B-LR4;TY1B-ML2;TY1B-D



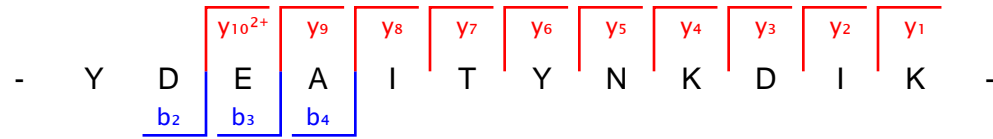
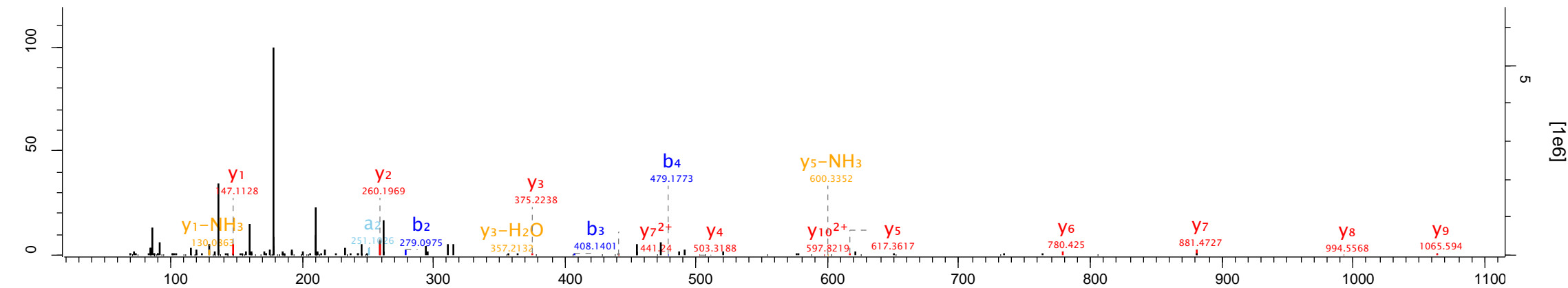
Raw file 20140602_QEp4_FaHo_SA_EAF3_03 Scan 3033 Method FTMS; HCD Score 183.01 m/z 667.31 Gene names TY1B-LR4



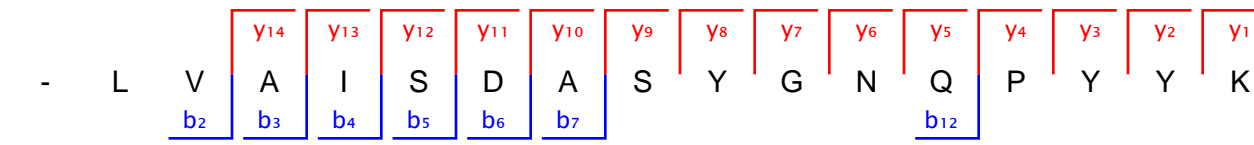
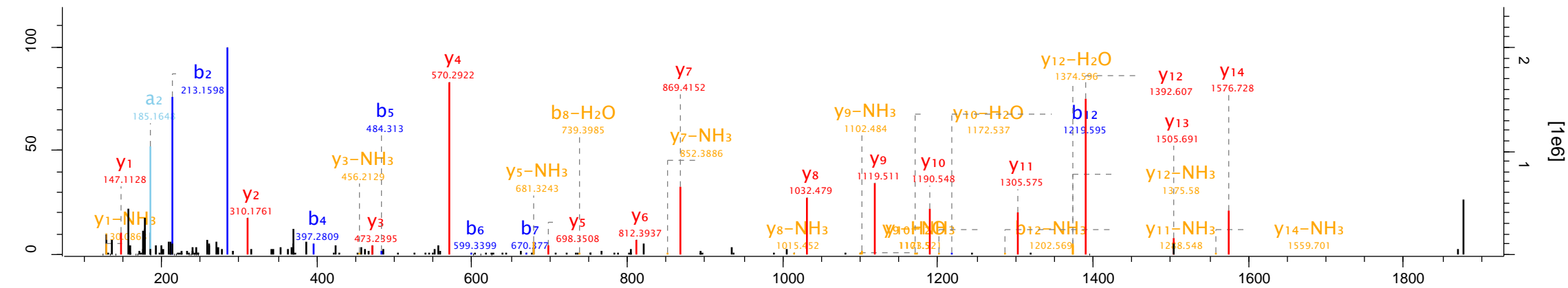
ac ox M E S Q Q L S Q H P H I S H G S A C A S V T S K -

b₂ b₃

20140602_QEp4_FaHo_SA_376: FTMS; 40.0: 491.5 TY1B-ML1;TY1B-BR;TY1B-H;TY1B-MR2;TY1B-OR;TY1B-DR1;TY1B-NL2;TY1B-PR2;TY1B-DR5;TY1B-PR1;TY1B-JR2;TY1B-NL1;TY1B-OL;TY1B-LR4;TY1B-ML2;TY1B-DR3;

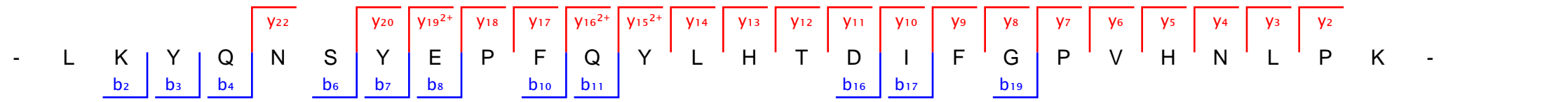
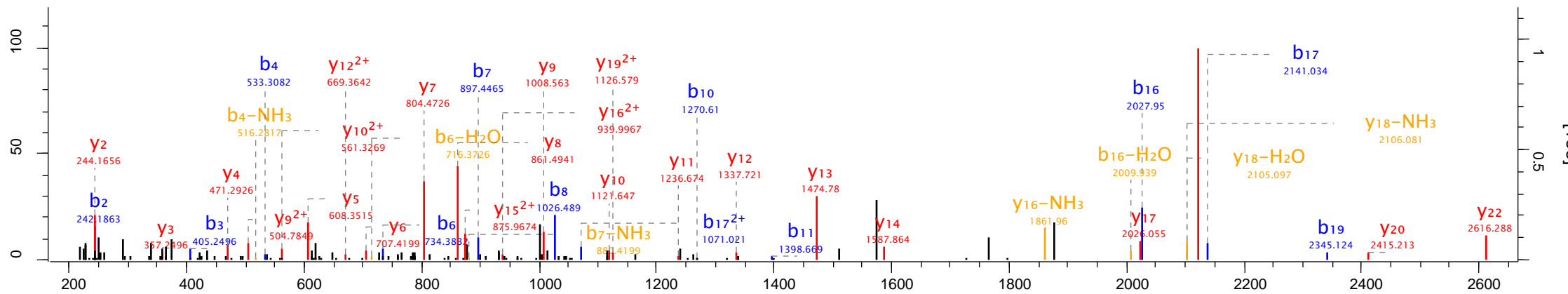


20140602_QEp4_FaHo_S 624 FTMS; 179.6894.5 TY1B-ML1;TY1B-H;TY1B-DR1;TY1B-NL2;TY1B-PR2;TY1B-DR5;TY1B-PR1;TY2B-C;TY1B-OL;TY1B-LR4;TY1B-ML2;TY1B-DR3;TY1B-PR3;TY1B-PL;TY1B-LR2;TY1B-DR6;TY1B-

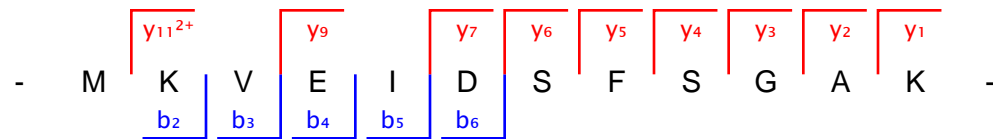
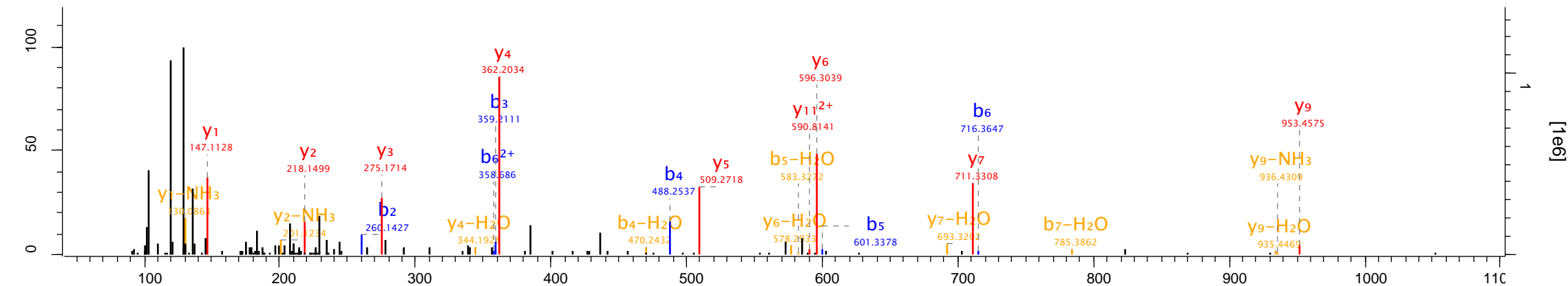


Raw file Scan Method Score m/z Gene names

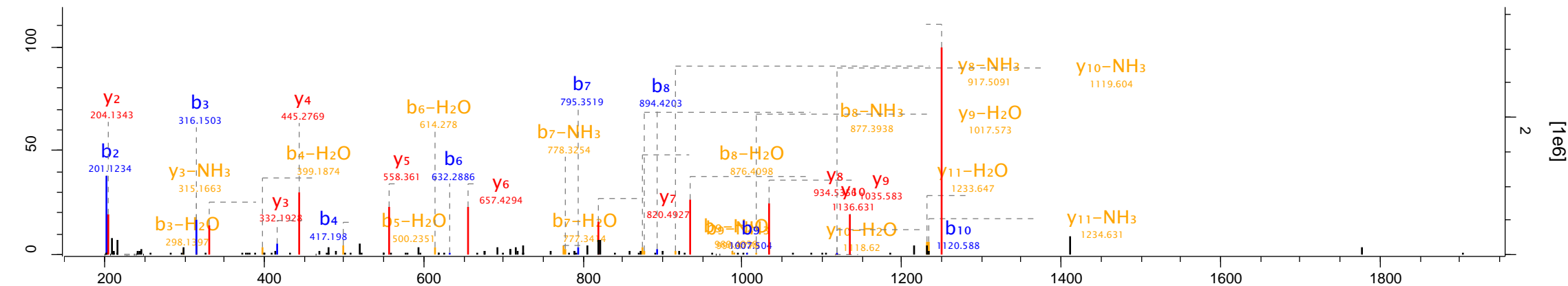
20140602_QEp4_FaHo_SA_EAF3_0: 9689 FTMS; HCD 132.39 788.15 TY1B-ML1;TY1B-BR;TY1B-H;TY1B-MR2;TY1B-OR;TY1B-NL2;TY1B-PR2;TY1B-PR1;TY1B-JR2;TY1B-NL1;TY1B-OL;TY1B-ML2;TY1B-PR3;TY1B-BL;TY1B-M



Raw file	Scan	Method	Score	m/z	Gene names
20140602_QEp4_FaHo_SA_ECM5_03	5374	FTMS; HCD	116.03	437.89	RPL24A



20140602_QEp4_FaHo_SA_620140602_196.726.3 FTMS; 196.726.3 TY1B-ML1;TY1B-BR;TY1B-H;TY1B-MR2;TY1B-OR;TY1B-DR1;TY1B-NL2;TY1B-PR2;TY1B-DR5;TY1B-PR1;TY1B-JR2;TY1B-NL1;TY1B-OL;TY1B-LR4;TY1B-ML2;TY1B-DR3;



- T V D T T N Y V I L Q G K -

b₂ b₃ b₄ b₆ b₇ b₈ b₉ b₁₀

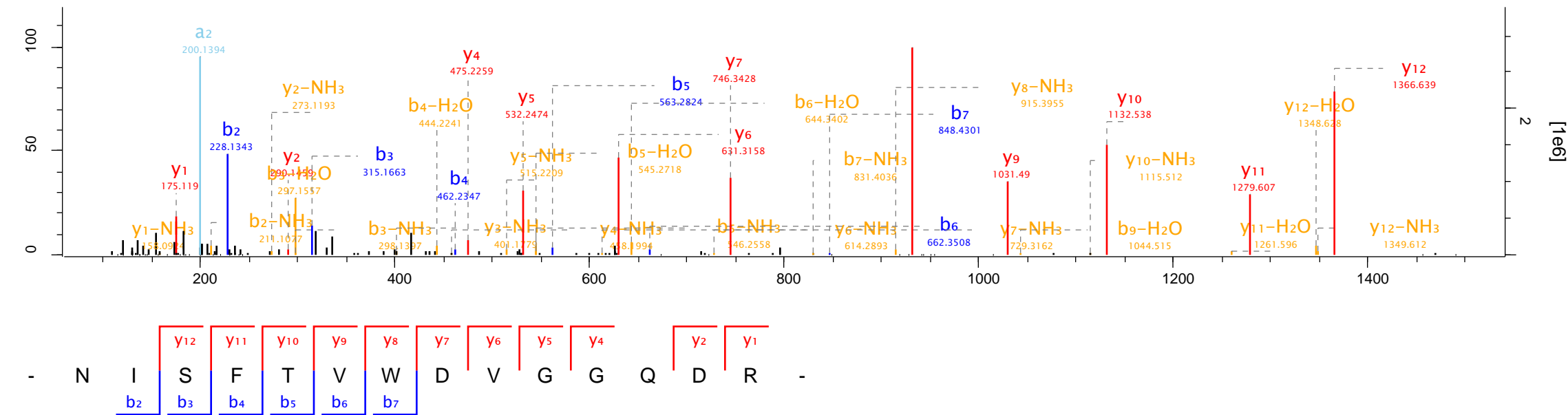
y₁₁ y₁₀ y₉ y₈ y₇ y₆ y₅ y₄ y₃ y₂

Raw file

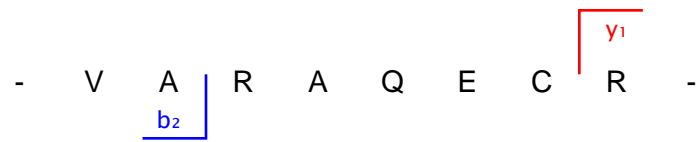
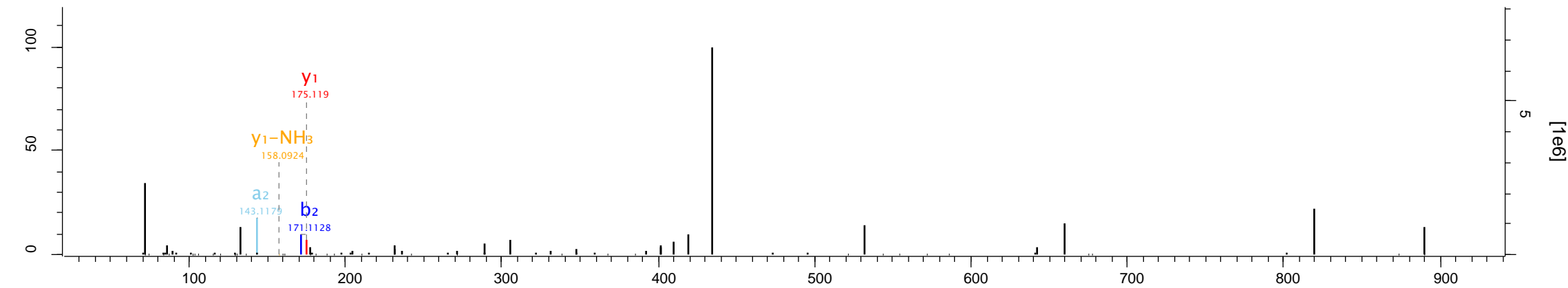
20140602_QEp4_FaHo_SA_ECM5_03

Scan Method Score m/z Gene names

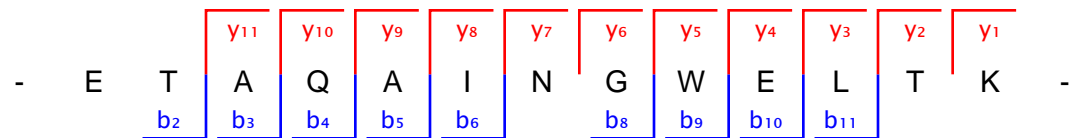
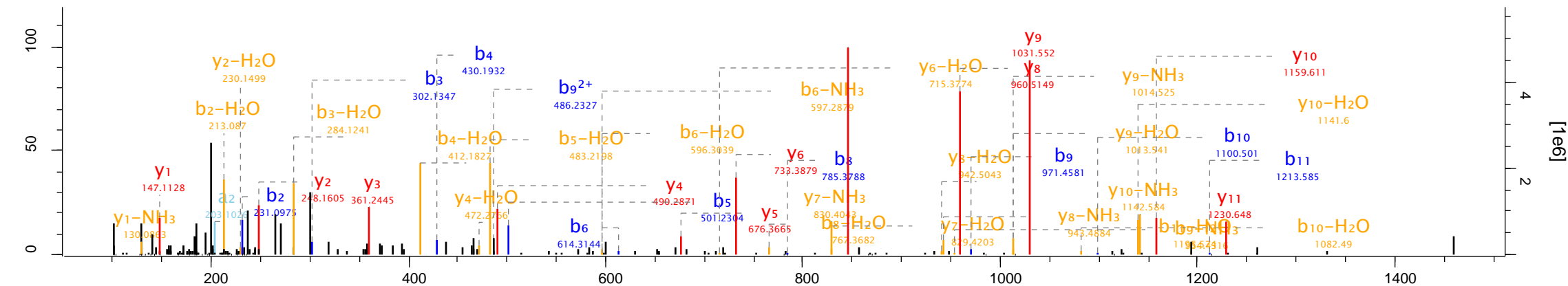
9565 FTMS; HCD 171.21 797.39 ARF1;ARF2



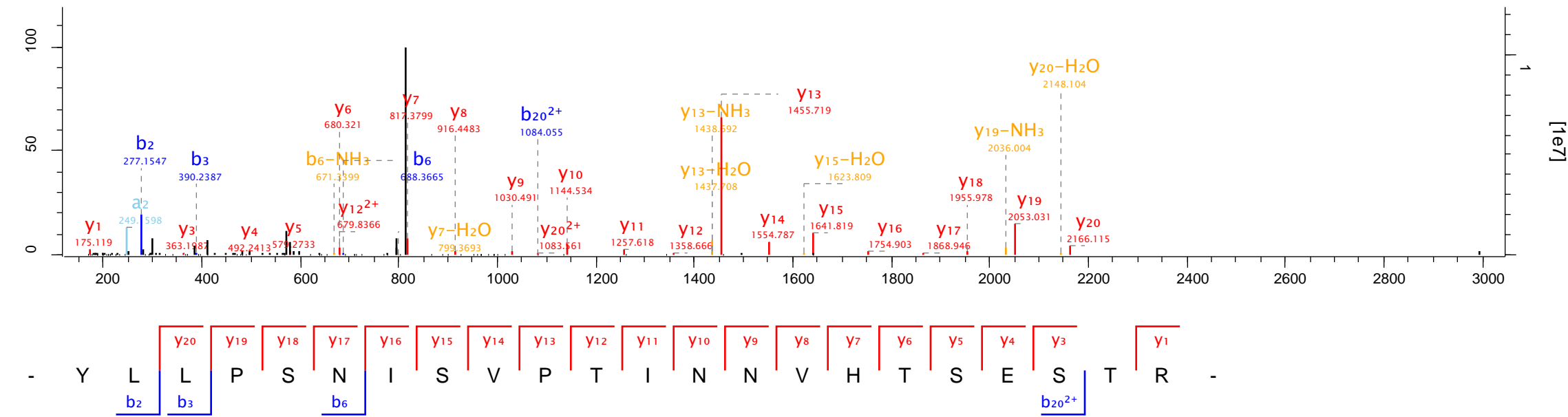
Raw file Scan Method Score m/z
20140602_QEp4_FaHo_SA_GCN5_01 4728 FTMS; HCD 14.16 495.25



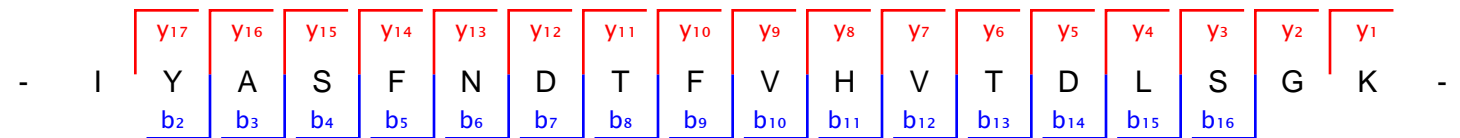
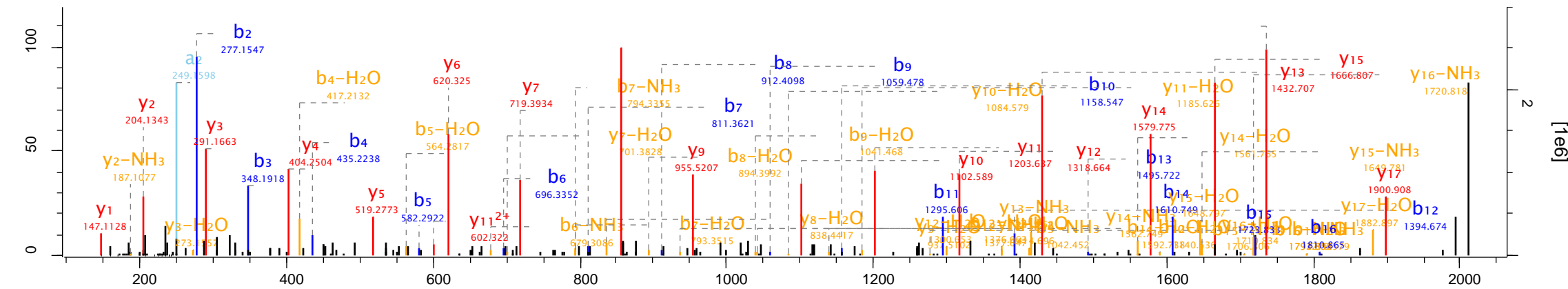
Raw file 20140602_QEp4_FaHo_SA_GCN5_01 Scan 6510 Method FTMS; HCD Score 207.04 m/z 731.38 Gene names RPL17A;RPL17B



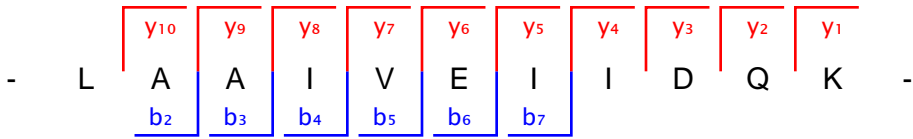
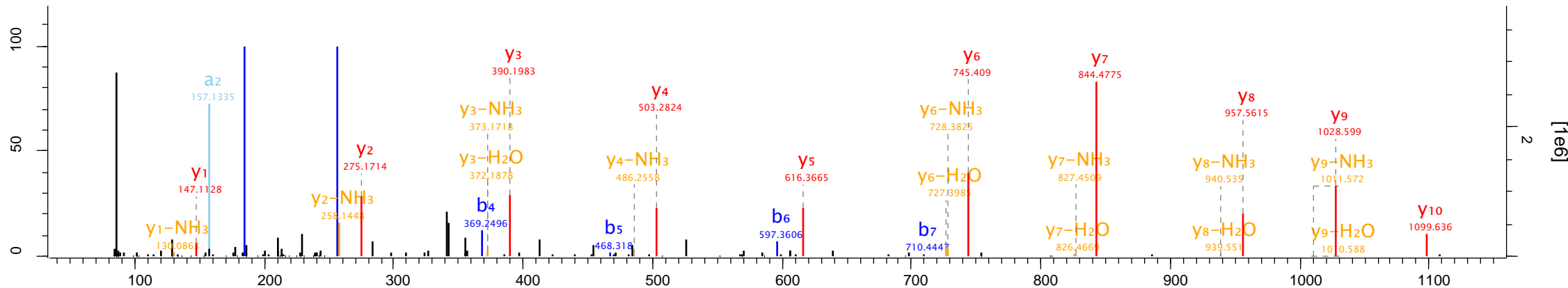
20140602_QEp4_FaHo_SA_(8665) FTMS; 150.9815.(TY1B-ML1;TY1B-BR;TY1B-H;TY1B-MR2;TY1B-OR;TY1B-DR1;TY1B-NL2;TY1B-PR2;TY1B-DR5;TY1B-PR1;TY1B-JR2;TY1B-NL1;TY1B-OL;TY1B-LR4;TY1B-ML2;TY1B-DR



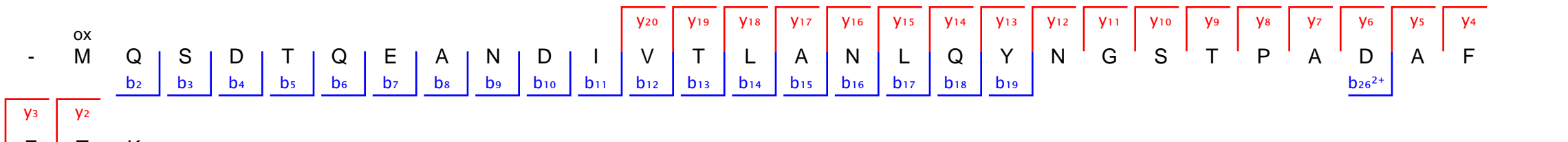
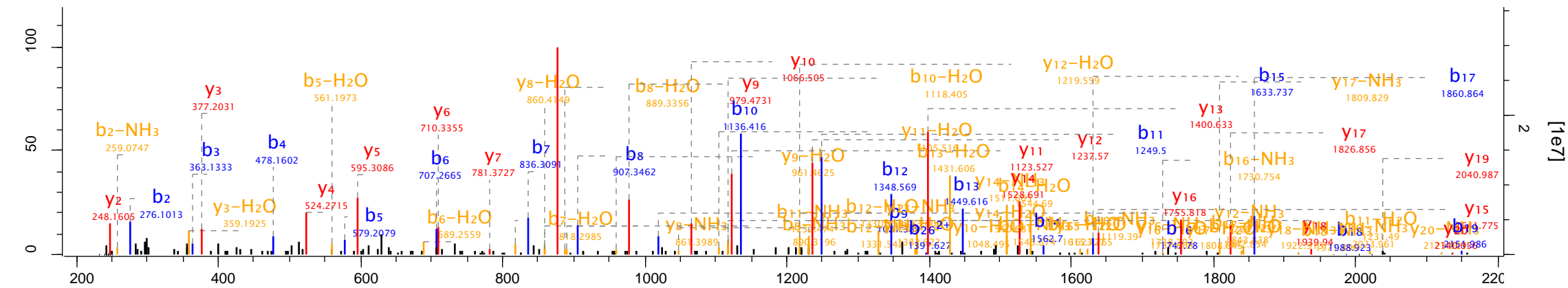
Raw file Scan Method Score m/z Gene names
 20140602_QEp4_FaHo_SA_GCN5_01 8932 FTMS; HCD 313.37 1008.01 RPS14B;RPS14A



Raw file 20140602_QEp4_FaHo_SA_GCN5_01 Scan 9012 Method FTMS; HCD Score 183.03 m/z 606.87 Gene names RPL14B;RPL14A



20140602_QEp4_FaHo.101 (FTMS) 320.1130. TY1B-ML1;TY1B-BR;TY1A-PR1;TY1A-A;TY1A-DR4;TY1B-H;TY1B-MR2;TY1B-OR;TY1B-DR1;TY1B-NL2;TY1B-PR2;TY1B-DR5;TY1B-PR1;TY1B-JR2;TY1A-PL;TY1A-LR2;TY1A-



Raw file

Scan

Method

Score

m/z

Gene names

20140602_QEp4_FaHo_SA_GFP_01

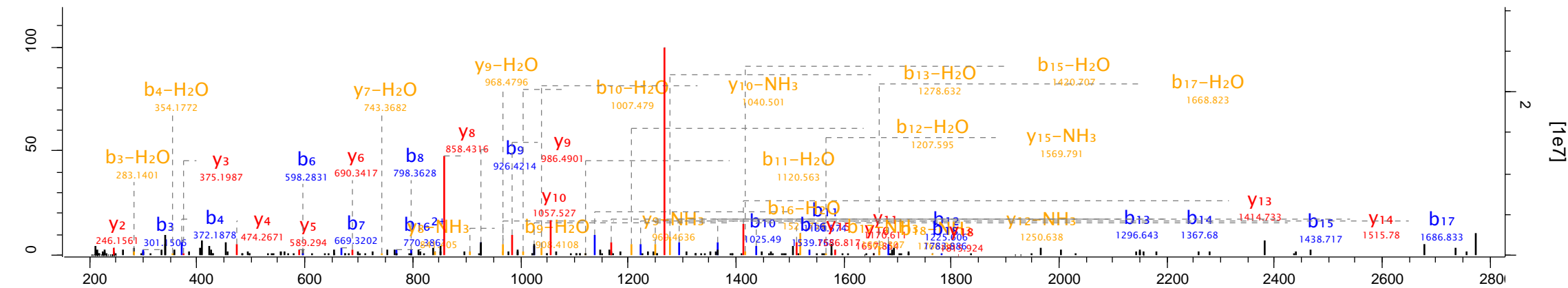
10112

FTMS; HCD

127.64

985.51

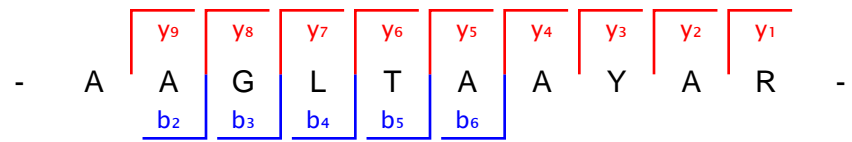
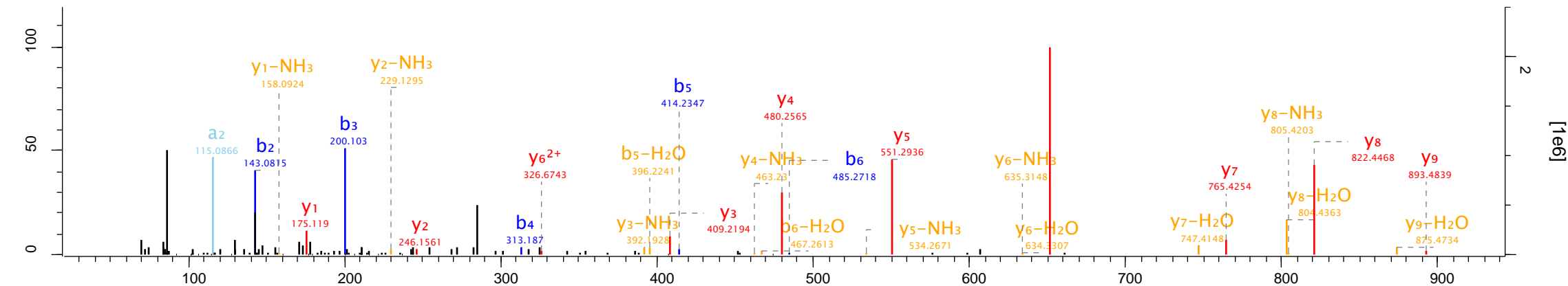
RPL13B



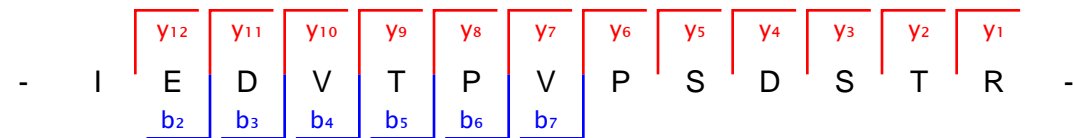
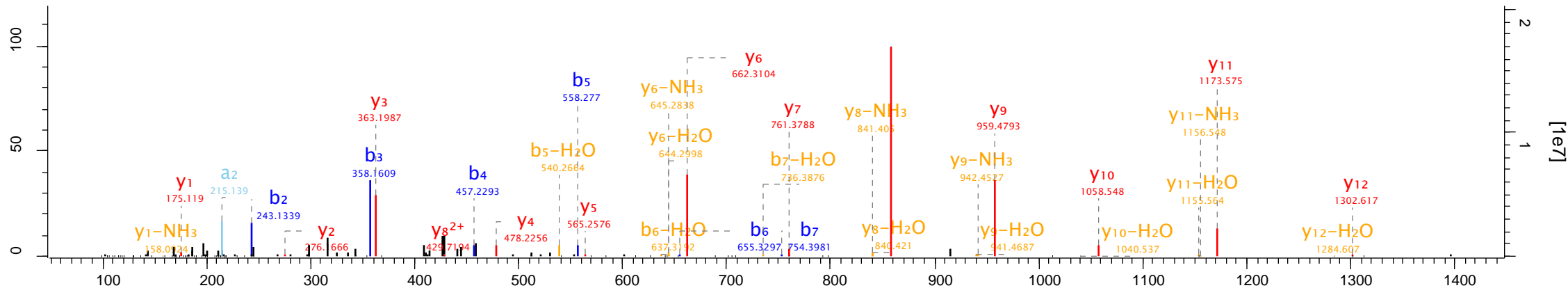
- D G K A P E A E Q V L S A A A T F P I A Q P A T D V E A

b₃ b₄ b₆ b₇ b₈ b₉ b₁₀ b₁₁ b₁₂ b₁₃ b₁₄ b₁₅ b₁₆ b₁₇ b₁₈ y₁₈ y₁₆ y₁₅ y₁₄ y₁₃ y₁₂ y₁₁ y₁₀ y₉ y₈ y₆ y₅ y₄ y₃ y₂

Raw file	Scan	Method	Score	m/z	Gene names
20140602_QEp4_FaHo_SA_GFP_02	3638	FTMS; HCD	157.99	482.76	RPL13B;RPL13A



Raw file 20140602_QEp4_FaHo_SA_GFP_02 Scan 4003 Method FTMS; HCD Score 197.36 m/z 708.35 Gene names RPS14B;RPS14A



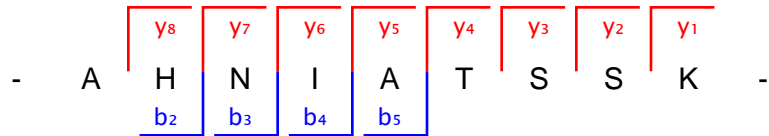
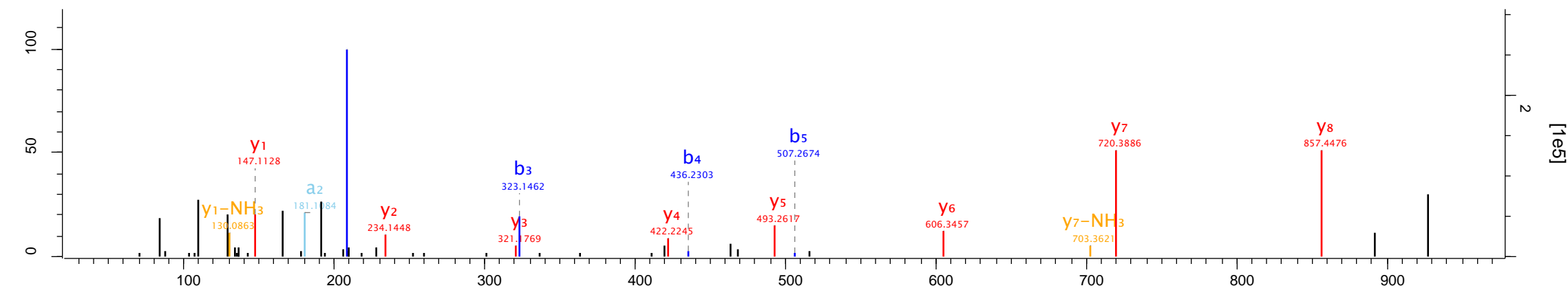
Raw file

Scan Method

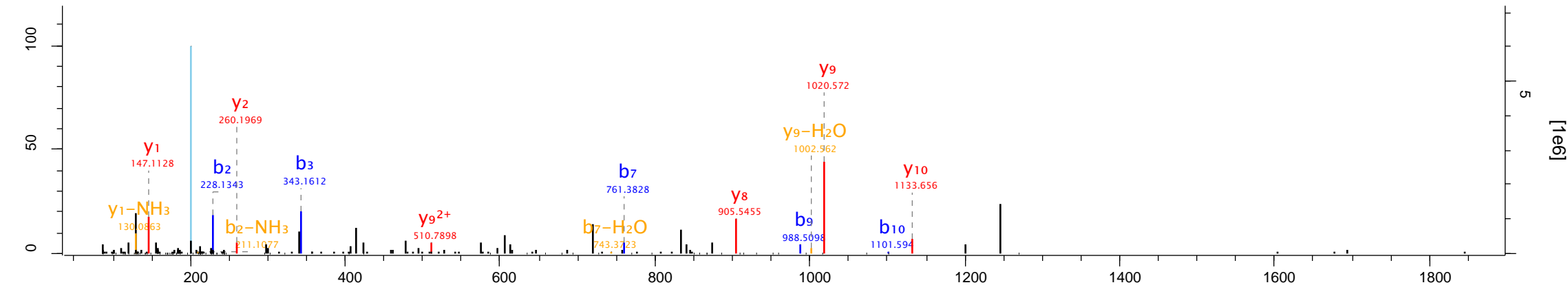
Score m/z

Gene names

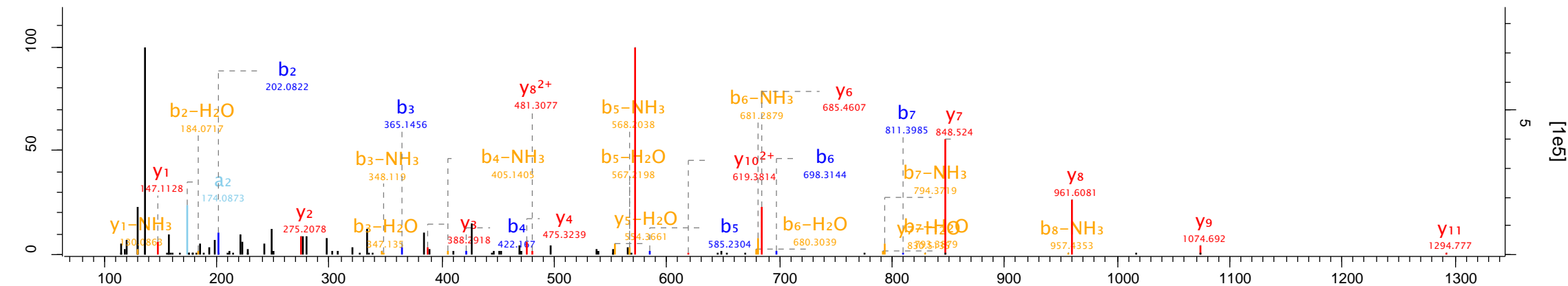
20140602_QEp4_FaHo_SA_HDA11475 FTMS; 74.84 464.7! TY2B-C;TY2B-B;TY2B-GR2;TY2B-F;TY2B-GR1;TY2A-GR1;TY2B-OR1;TY2A-DR2;TY2B-DR1;TY2B-DR3;TY2B-LR1;TY2B-OR2;TY2A-OR1;TY2A-LR2;TY2A-OR2;



Raw file	Scan	Method	Score	m/z	Gene names
20140602_QEp4_FaHo_SA_HDA1_03	7657	FTMS; HCD	87.18	624.36	ATP5



20140602_QEp4_Fal9L1 D 12J(5S3 TY1B-ML1;TY1B-BR;TY1B-H;TY1B-MR2;TY1B-OR;TY1B-DR1;TY1B-NL2;TY1B-PR2;TY1B-DR5;TY1B-PR1;TY1B-JR2;TY1B-NL1;TY2B-C;TY1B-OL;TY1B-LR4;TY1B-ML2;TY1B-DR3;TY1

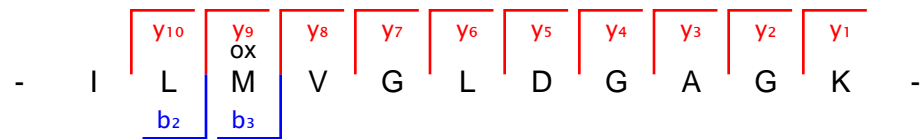
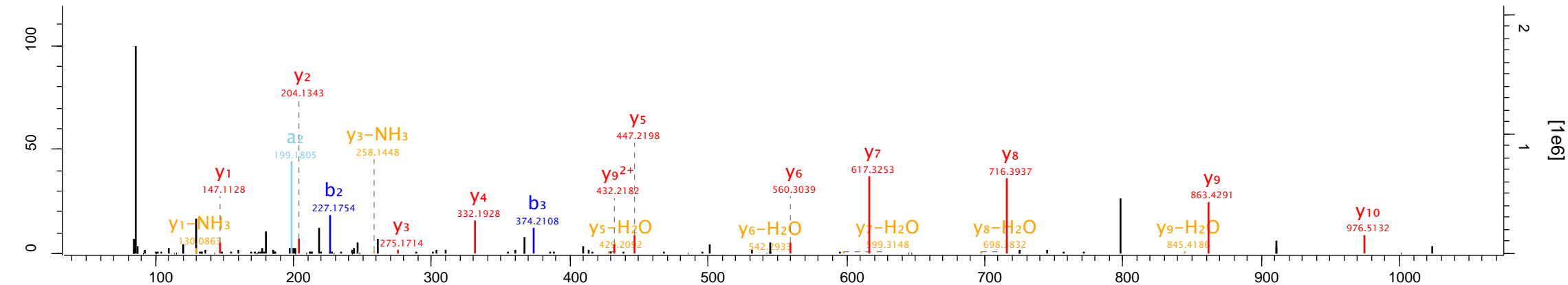


- N S Y G Y I I Y L P S L K K -

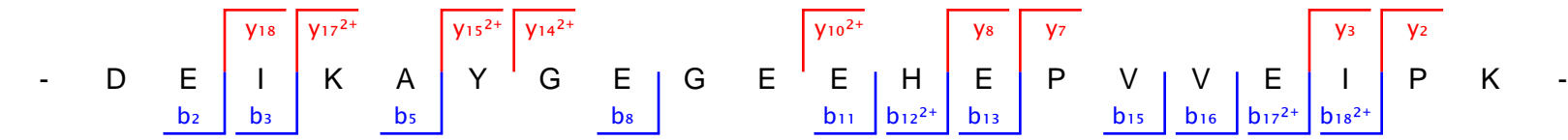
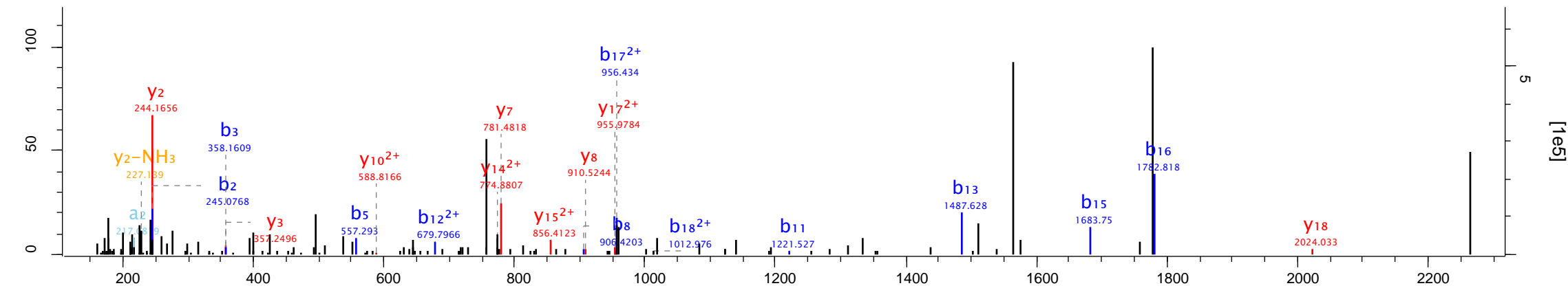
Fragmentation scheme showing amino acid residues and their corresponding b and y ions:

- b₂ (S)
- b₃ (Y)
- b₄ (G)
- b₅ (Y)
- b₆ (I)
- b₇ (I)
- y₁ (K)
- y₂ (K)
- y₃ (L)
- y₄ (S)
- y₅ (P)
- y₆ (L)
- y₇ (Y)
- y₈ (I)
- y₉ (I)
- y₁₀²⁺ (Y)
- y₁₁ (G)

Raw file	Scan	Method	Score	m/z	Gene names
20140602_QEp4_FaHo_SA_HDA2_01	5949	FTMS; HCD	94.47	545.3	ARF1;ARF2

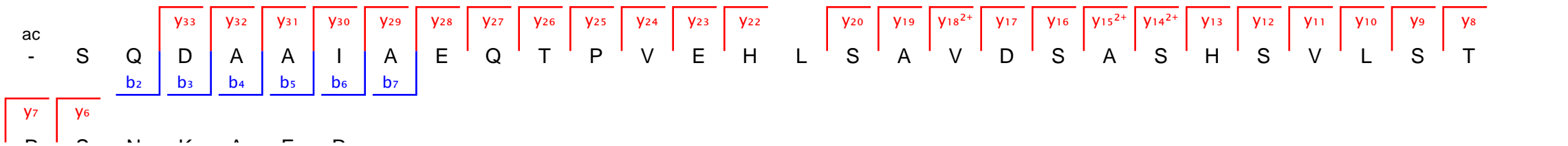
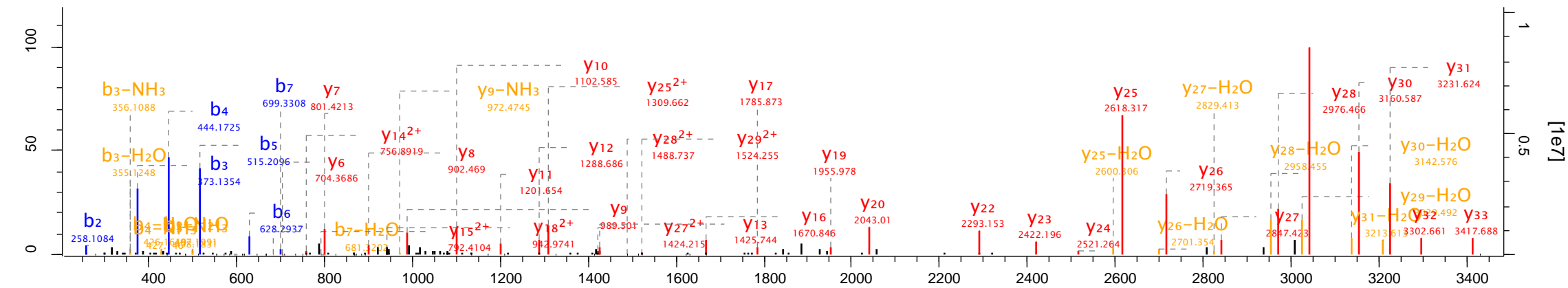


Raw file	Scan	Method	Score	m/z	Gene names
20140602_QEp4_FaHo_SA_HDA2_02	5927	FTMS; HCD	55.45	757.04	HXT6;HXT7

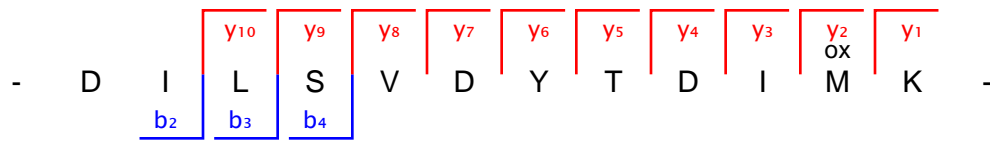
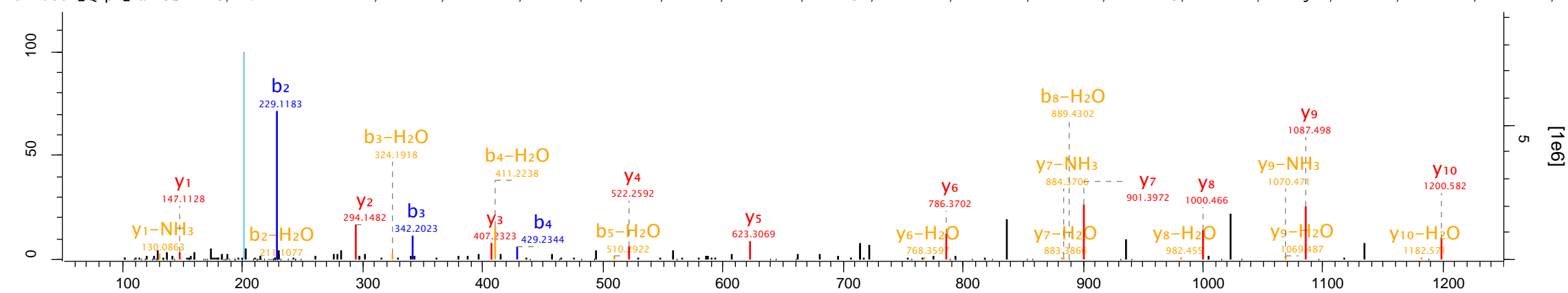


Raw file Scan Method Score m/z Gene names

20140602_QEp4_FaHo_SA_HDA2_02 7570 FTMS; HCD 209.36 919.7 HXT6;HXT7

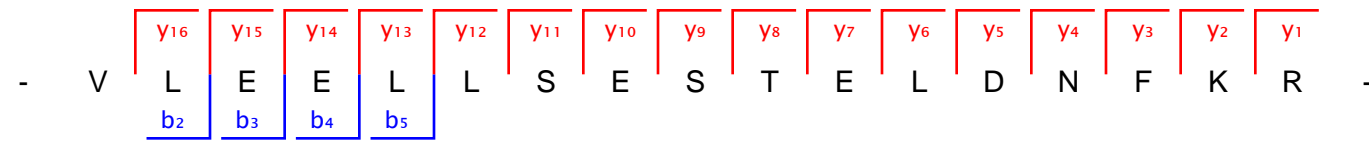
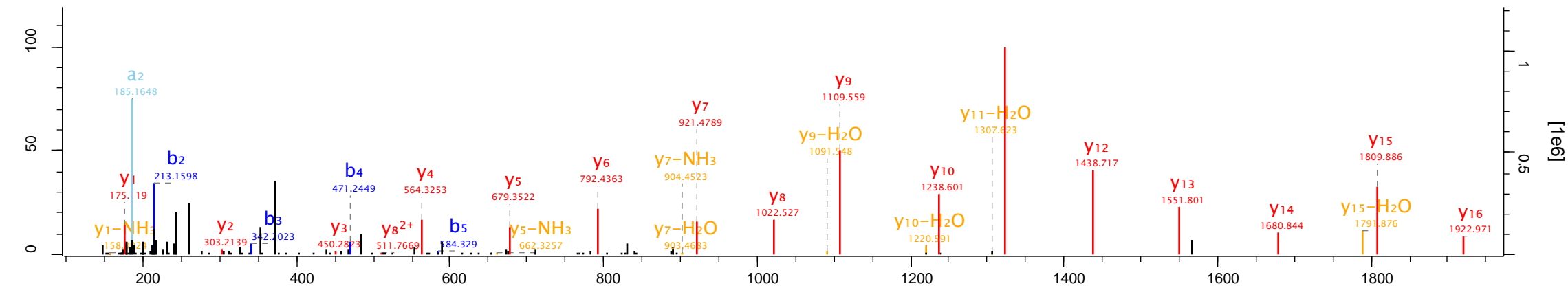


20140602_QEp4_FaH 861 FTMS 144 714 TY1B-ML1;TY1B-BR;TY1A-PR1;TY1A-A;TY1A-DR4;TY1B-H;TY1B-MR2;TY1B-OR;TY1B-DR1;TY1B-NL2;TY1B-PR2;TY1B-DR5;TY1B-PR1;TY1B-JR2;TY1A-PL;TY1A-LR2;TY1A-ER1;TY



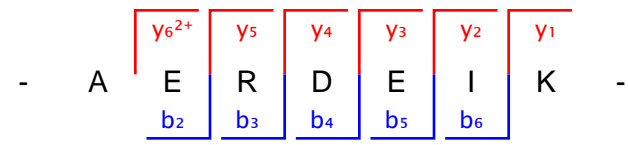
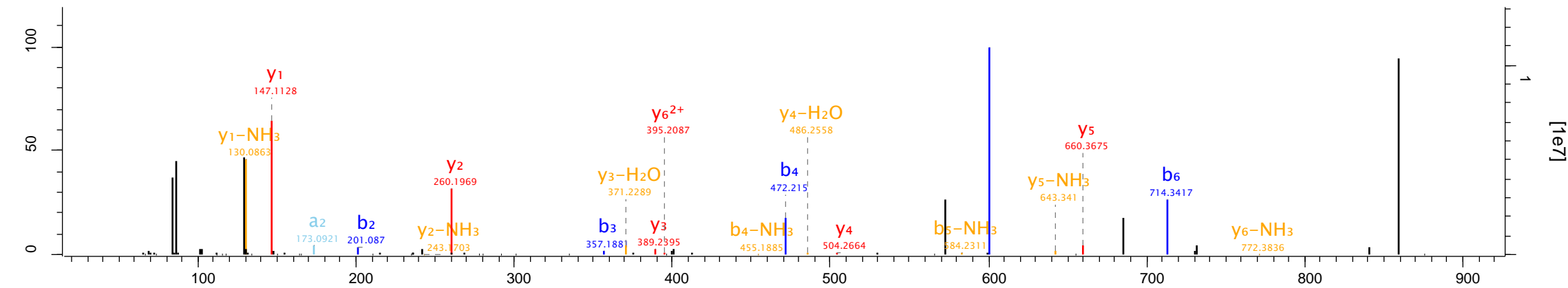
Raw file Scan Method Score m/z Gene names

20140602_QEp4_FaHo_SA_HDA2_02 9702 FTMS; HCD 143.28 675.02 VTC2



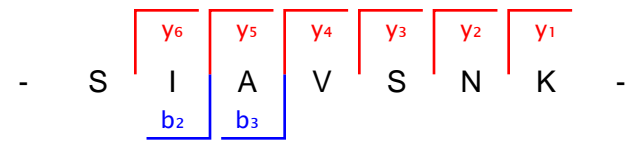
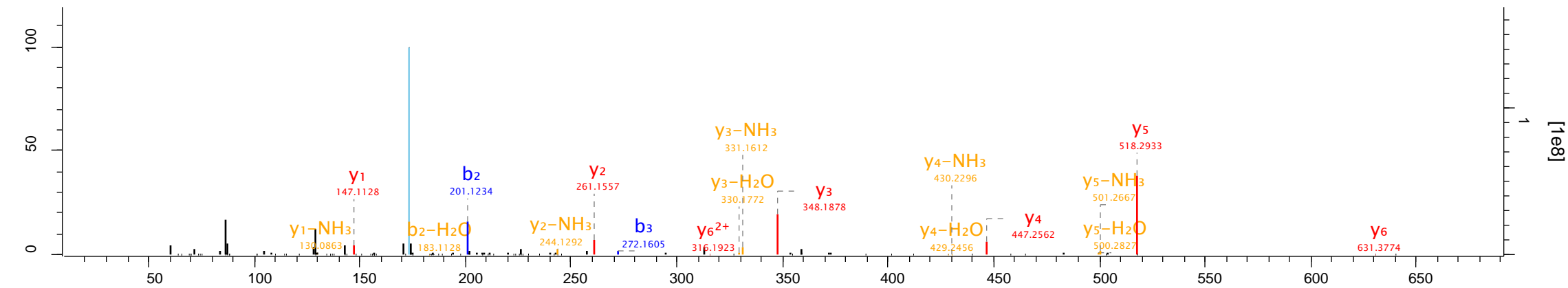
Raw file Scan Method Score m/z Gene names

20140602_QEp4_FaHo_SA_HDA2_03 1947 FTMS; HCD 118.74 430.73 HXT6;HXT7

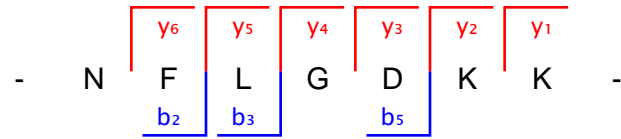
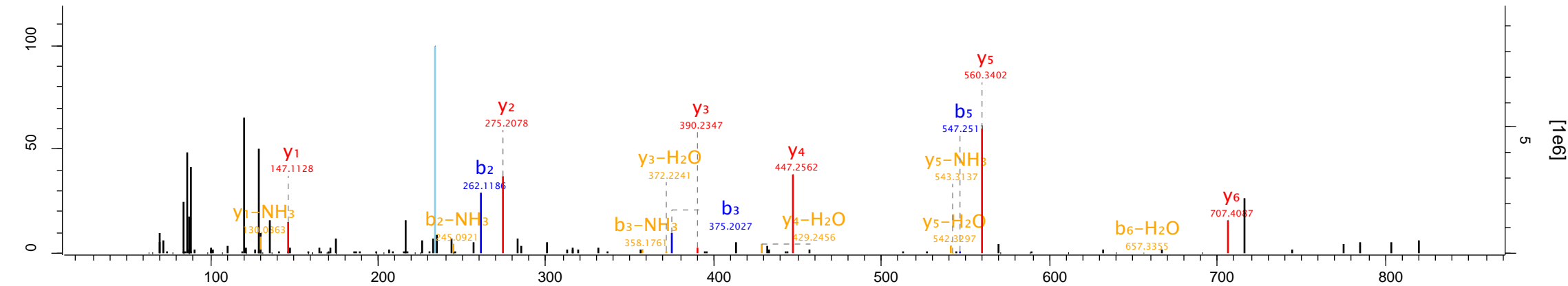


Raw file Scan Method Score m/z Gene names

20140602_QEp4_FaHo_SA_HDA2_03 2338 FTMS; HCD 111.65 359.71 HXT6;HXT7

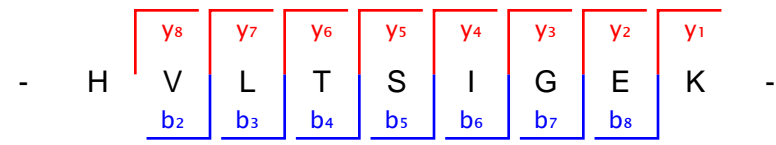
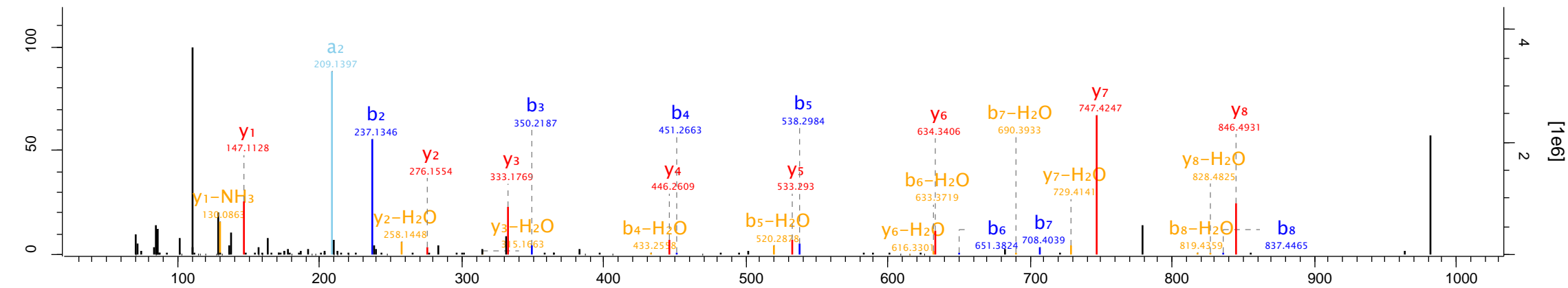


Raw file	Scan	Method	Score	m/z	Gene names
20140602_QEp4_FaHo_SA_HDA2_03	2819	FTMS; HCD	84.23	411.23	RPL9A;RPL9B

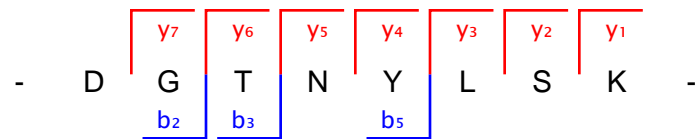
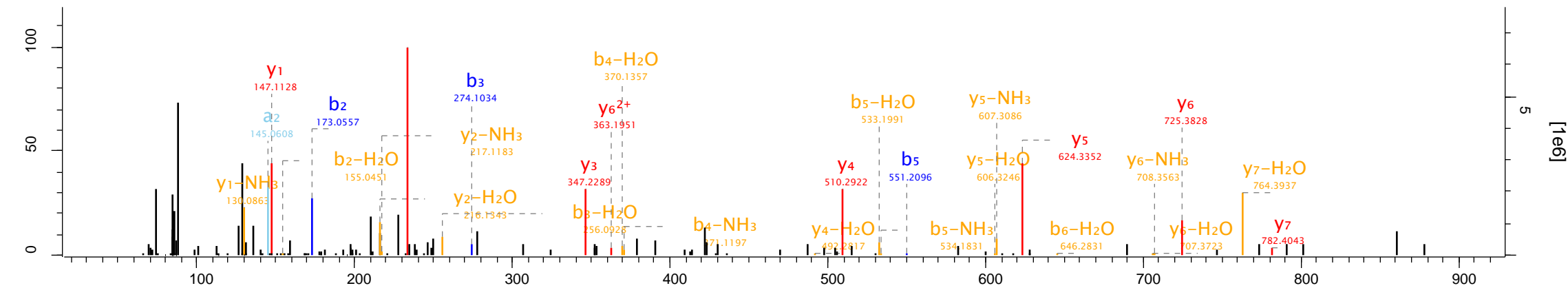


Raw file Scan Method Score m/z Gene names

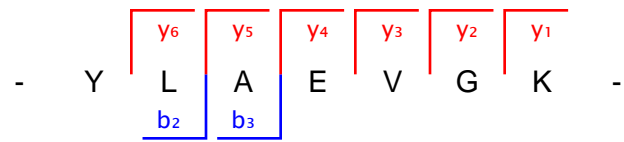
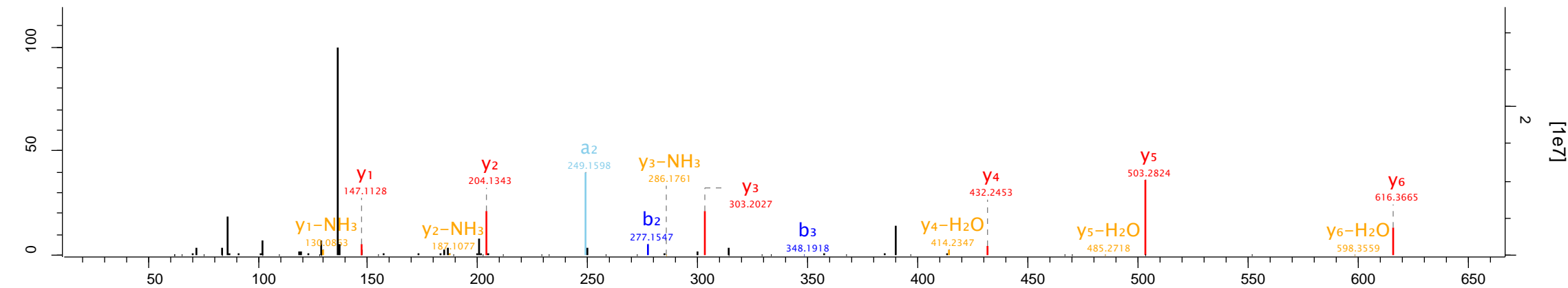
20140602_QEp4_FaHo_SA_HDA2_03 3197 FTMS; HCD 195.79 492.28 CMD1



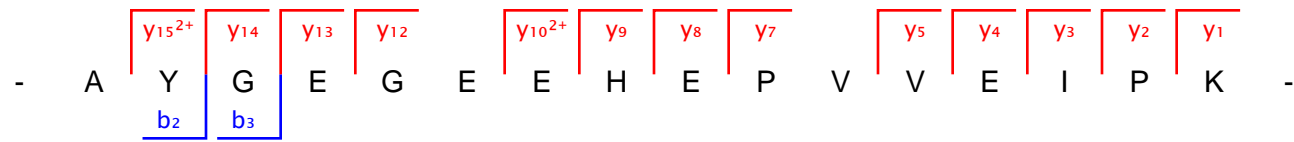
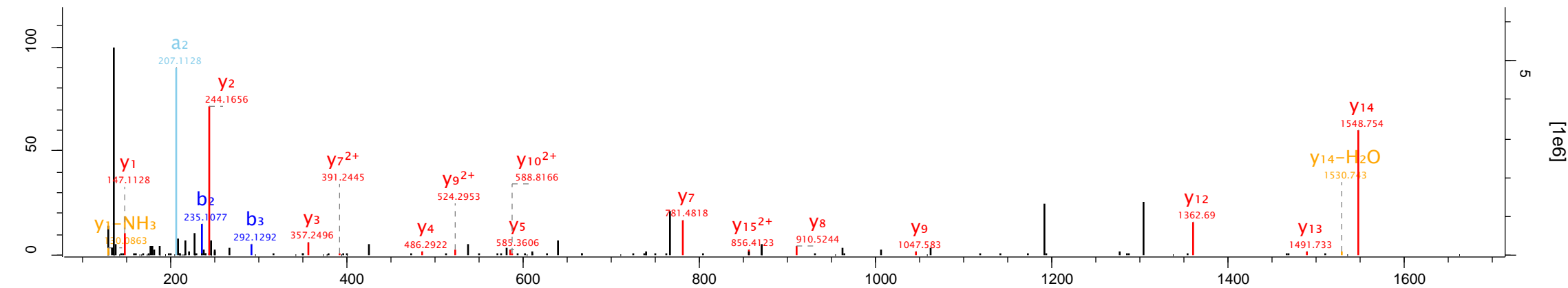
Raw file	Scan	Method	Score	m/z	Gene names
20140602_QEp4_FaHo_SA_HDA2_03	3305	FTMS; HCD	125.47	449.22	HXT6;HXT7



Raw file	Scan	Method	Score	m/z	Gene names
20140602_QEp4_FaHo_SA_HDA2_03	3410	FTMS; HCD	85.36	390.22	HXT6;HXT7

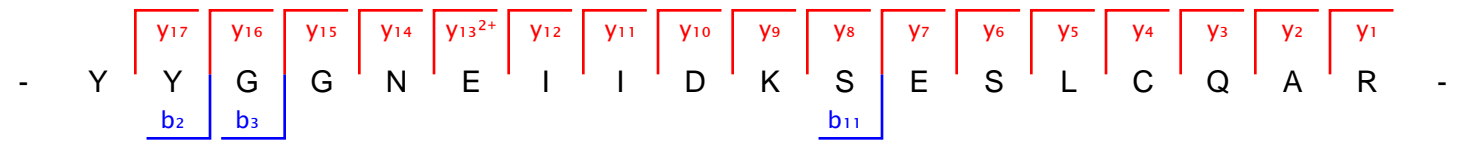
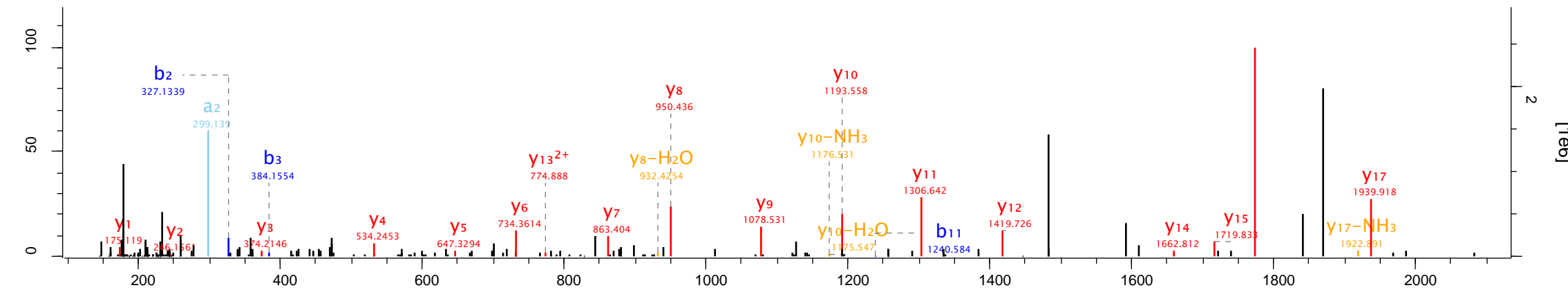


Raw file	Scan	Method	Score	m/z	Gene names
20140602_QEp4_FaHo_SA_HDA2_03	5308	FTMS; HCD	88.56	594.96	HXT6;HXT7

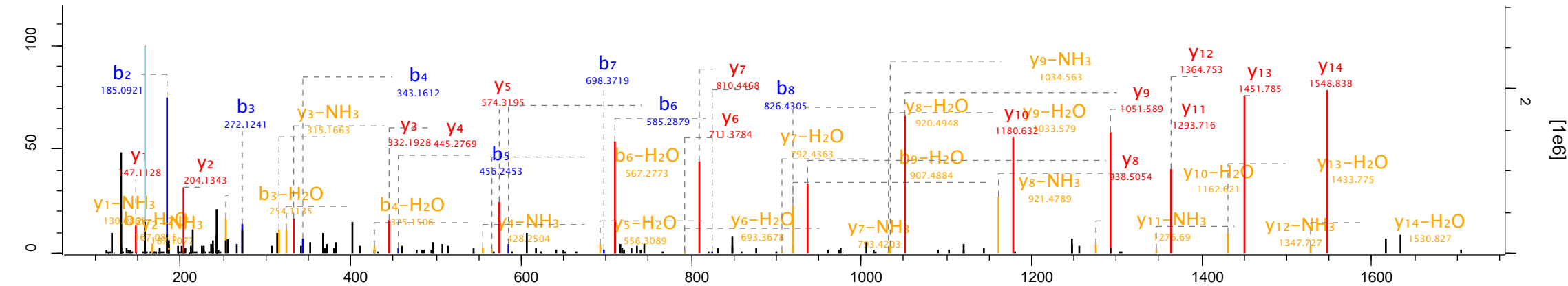


Raw file Scan Method Score m/z Gene names

20140602_QEp4_FaHo_SA_HDA2_03 5821 FTMS; HCD 72.36 702 SHM1



Raw file 20140602_QEp4_FaHo_SA_HDA2_03 Scan 5869 Method FTMS; HCD Score 217.19 m/z 545.96 Gene names PST2

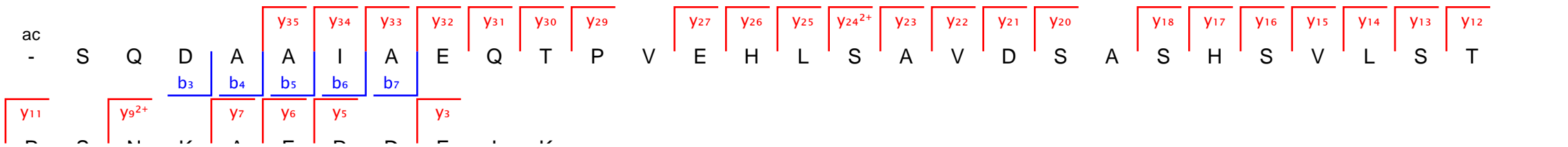
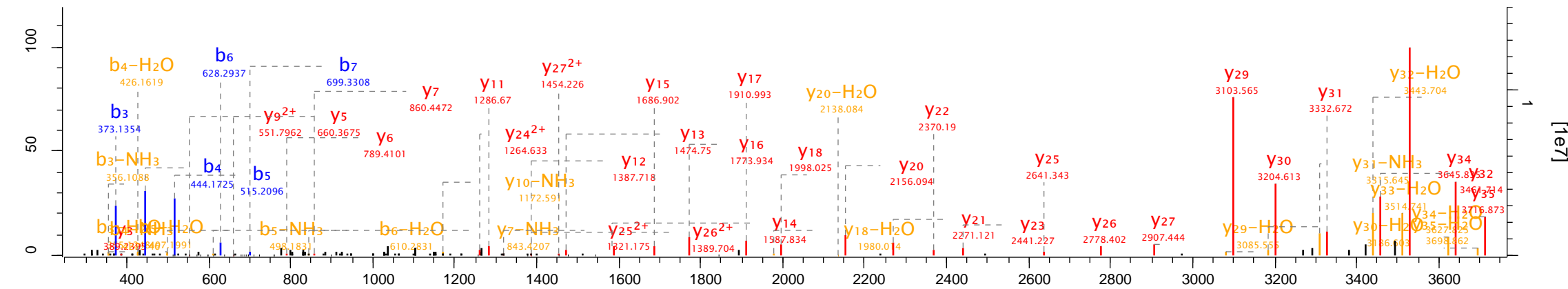


- S P S A L E L Q V H E I Q G K -

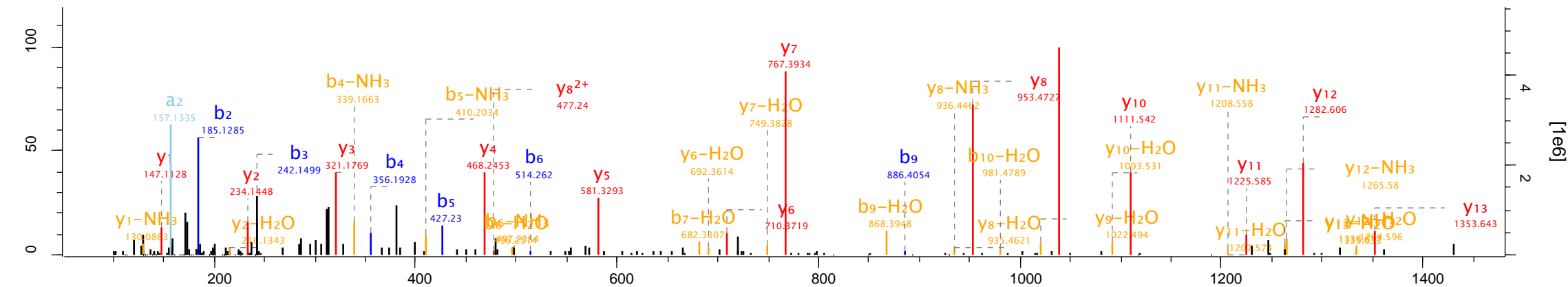
y14 y13 y12 y11 y10 y9 y8 y7 y6 y5 y4 y3 y2 y1
b2 b3 b4 b5 b6 b7 b8

Raw file Scan Method Score m/z Gene names

20140602_QEp4_FaHo_SA_HDA2_03 7364 FTMS; HCD 152.85 833.22 HXT6;HXT7



Raw file Scan Method Score m/z Gene names
 20140602_QEp4_FaHo_SA_HDA2_03 8909 FTMS; HCD 206.66 733.87 HXT6;HXT7

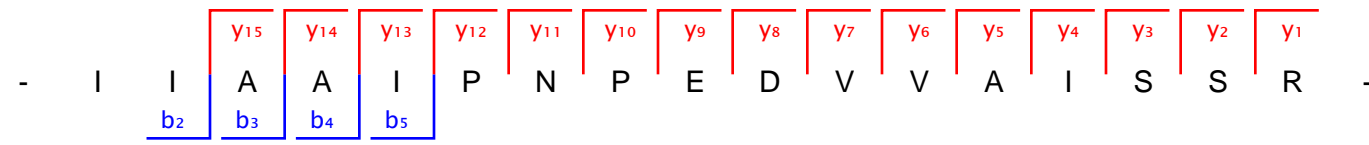
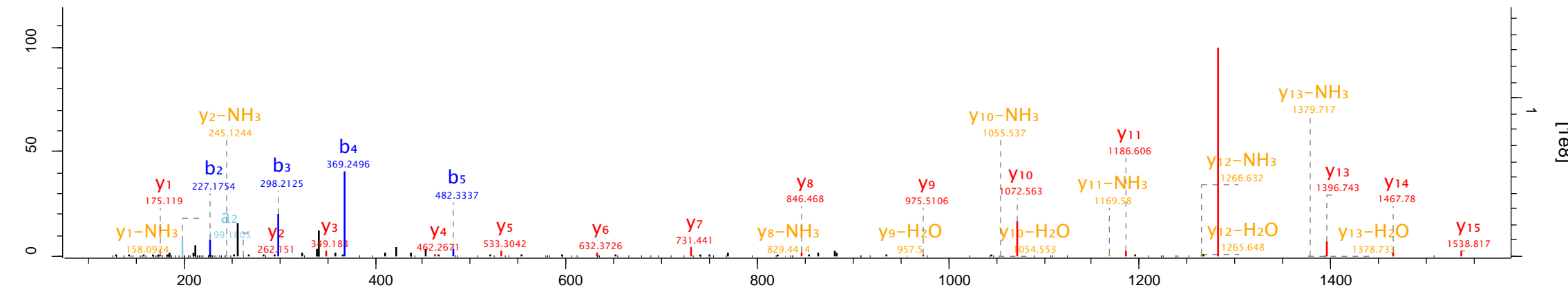


- L A G N A S W G E L F S S K -

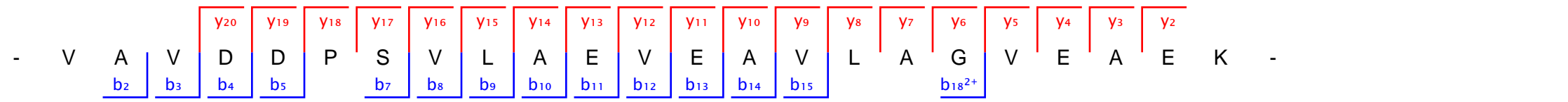
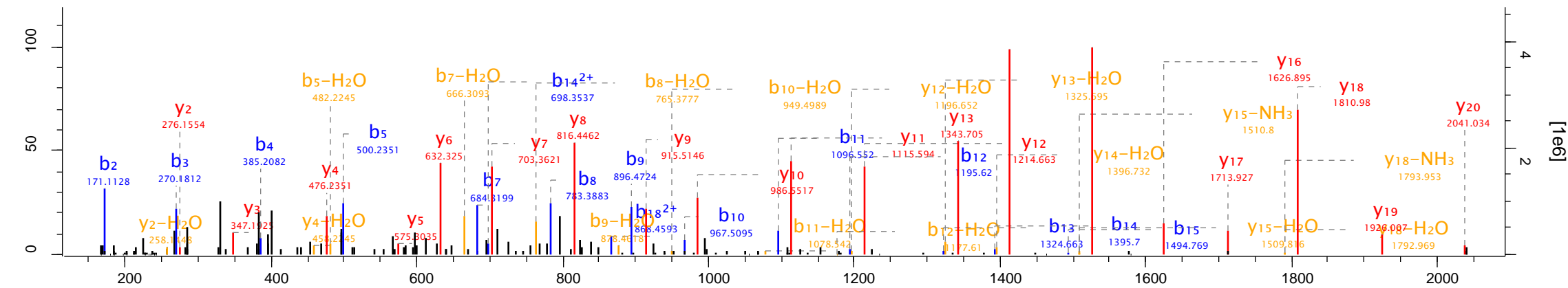
Fragmentation mapping (b and y ions):

- b₂ (A), b₃ (AG), b₄ (AGN), b₅ (AGNA), b₆ (AGNAS), b₉ (E)
- y₁ (K), y₂ (SS), y₃ (SFS), y₄ (SFL), y₅ (SLE), y₆ (SEL), y₇ (SLEW), y₈ (SLEW), y₉ (SLEW), y₁₀ (SLEWA), y₁₁ (SLEWAN), y₁₂ (SLEWAG), y₁₃ (SLEWAGN)

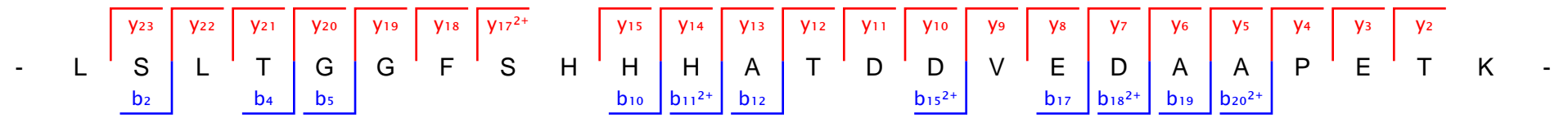
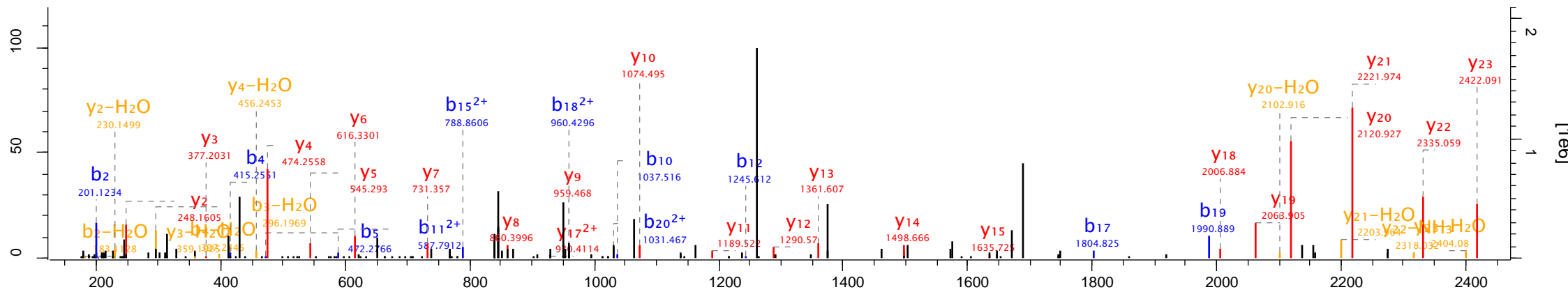
Raw file	Scan	Method	Score	m/z	Gene names
20140602_QEp4_FaHo_SA_HDA2_03	10020	FTMS; HCD	129.05	882.96	RPS0B;RPS0A



Raw file Scan Method Score m/z Gene names
 20140602_QEp4_FaHo_SA_HDA2_03 10198 FTMS; HCD 215.32 1156.11 HXT6;HXT7

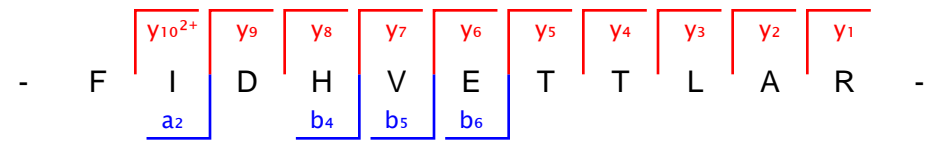
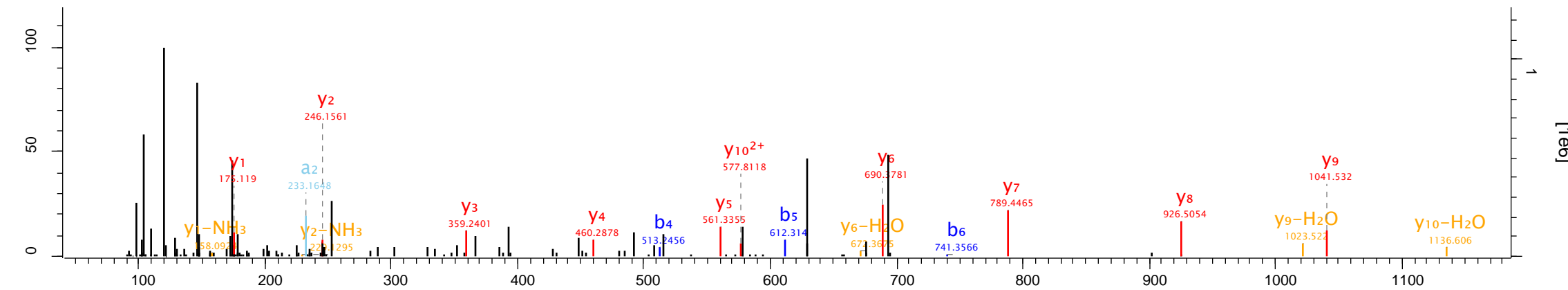


Raw file Scan Method Score m/z Gene names
 20140602_QEp4_FaHo_SA_HDA3_01 5095 FTMS; HCD 106.1 846.07 HSP30



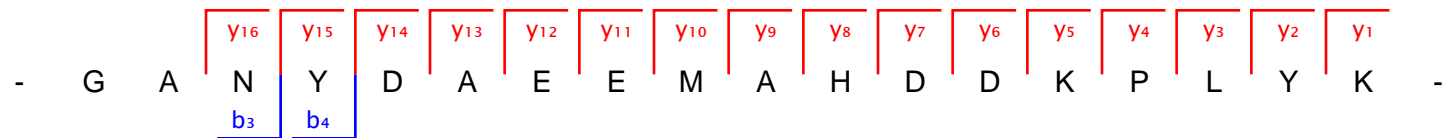
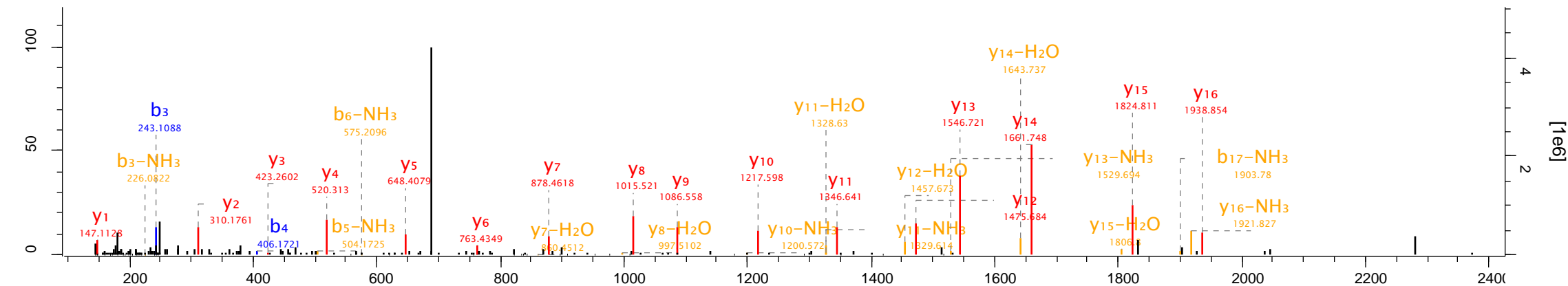
Raw file Scan Method Score m/z Gene names

20140602_QEp4_FaHo_SA_HDA3_01 5269 FTMS; HCD 70.68 434.57 GPH1

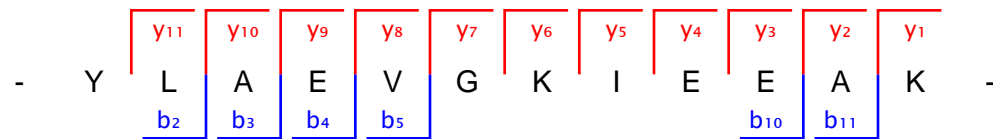
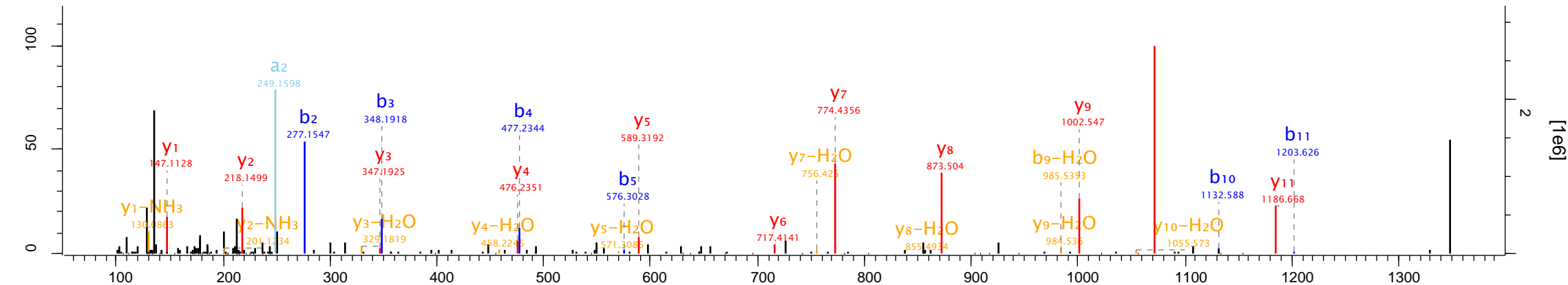


Raw file Scan Method Score m/z Gene names

20140602_QEp4_FaHo_SA_HDA3_02 4577 FTMS; HCD 133.86 689.98 HXT6

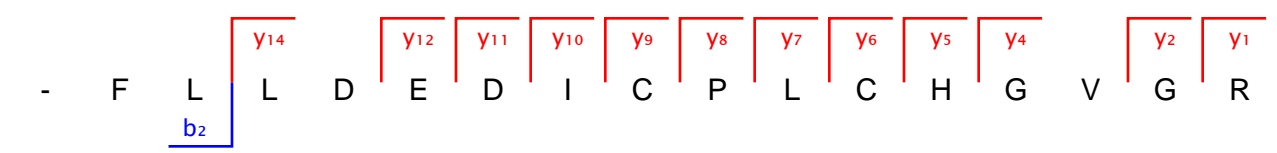
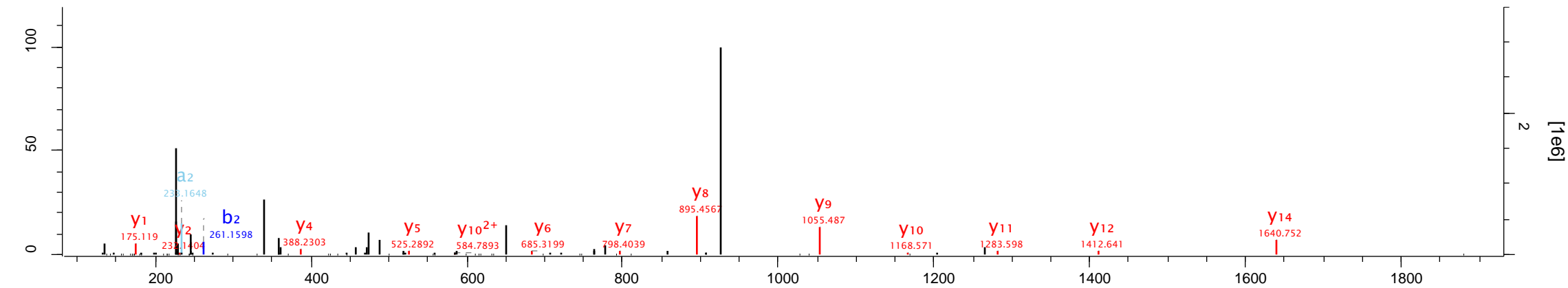


Raw file	Scan	Method	Score	m/z	Gene names
20140602_QEp4_FaHo_SA_HDA3_02	5020	FTMS; HCD	142.12	675.87	HXT6;HXT7



Raw file Scan Method Score m/z Gene names

20140602_QEp4_FaHo_SA_HDA3_02 9252 FTMS; HCD 50.3 634.31 HUA1

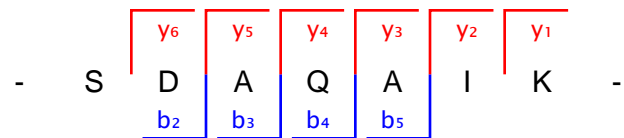
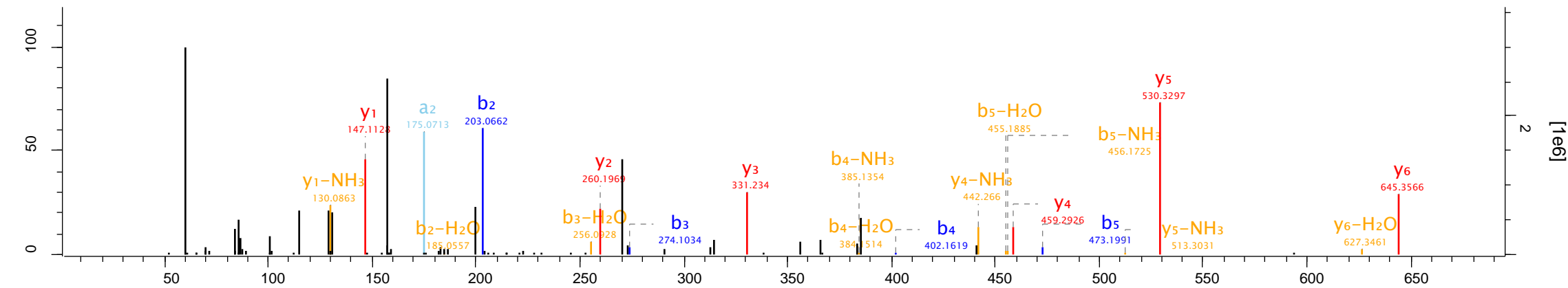


Raw file

20140602_QEp4_FaHo_SA_HDA3_03

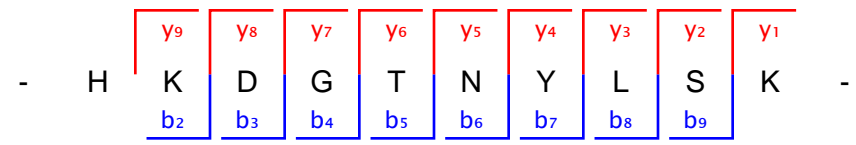
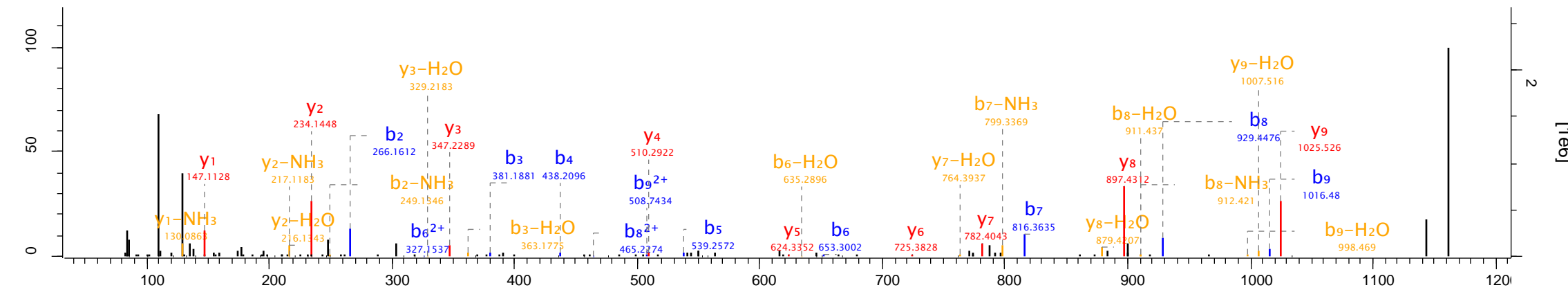
Scan Method Score m/z Gene names

1935 FTMS; HCD 135.6 366.7 RPS0A

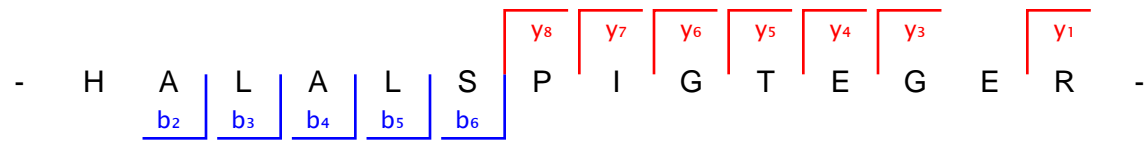
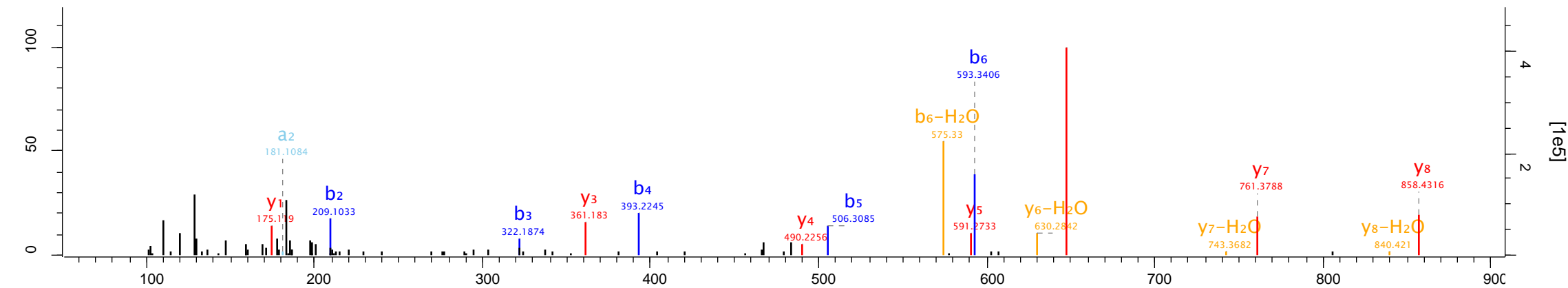


Raw file Scan Method Score m/z Gene names

20140602_QEp4_FaHo_SA_HDA3_03 2243 FTMS; HCD 144.57 581.8 HXT6;HXT7

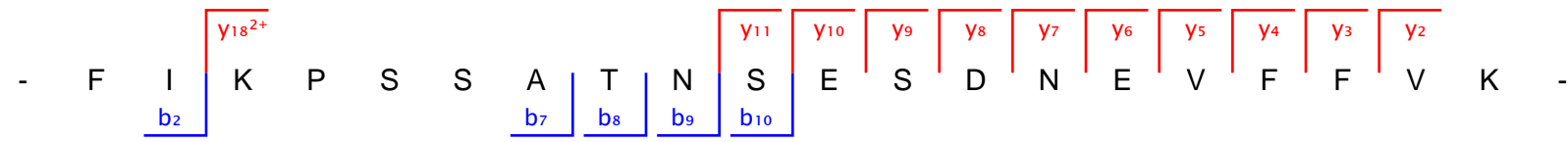
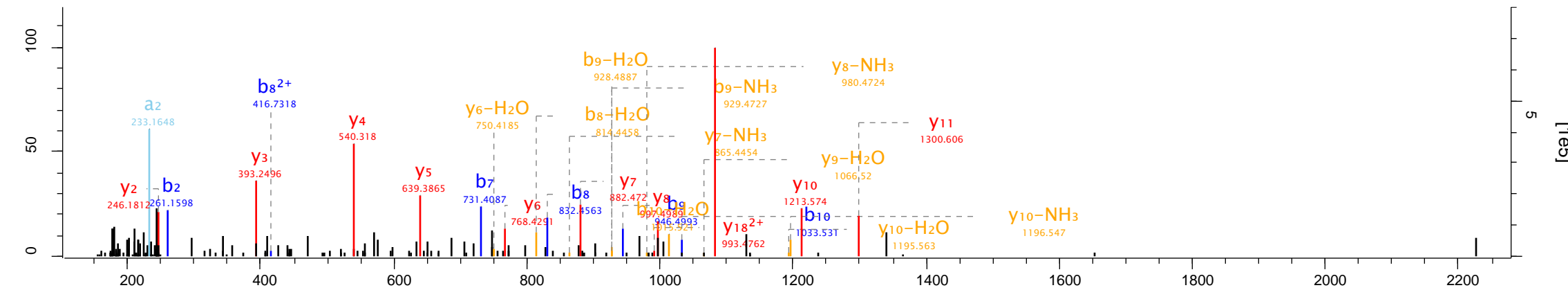


Raw file	Scan	Method	Score	m/z	Gene names
20140602_QEp4_FaHo_SA_HDA3_03	5116	FTMS; HCD	74.99	484.26	EMI2

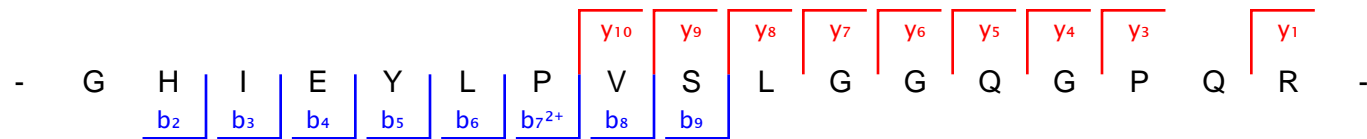
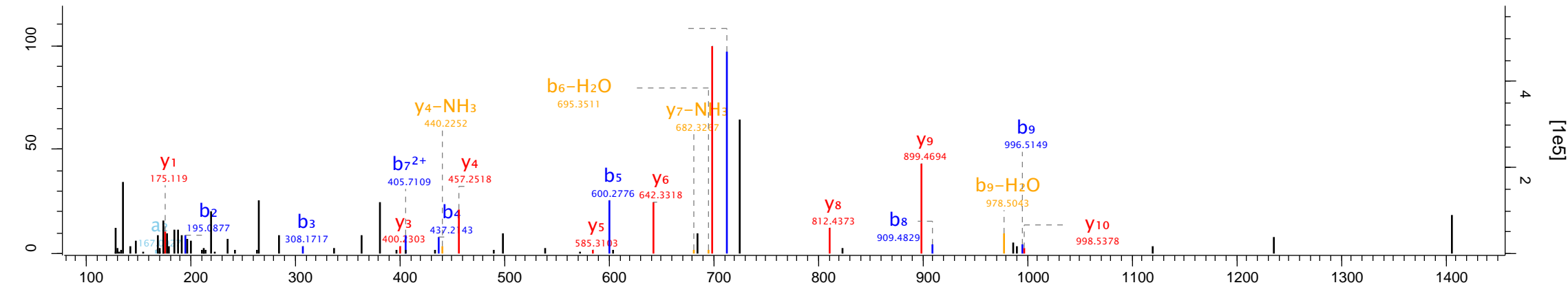


Raw file Scan Method Score m/z Gene names

20140602_QEp4_FaHo_SA_HDA3_03 6959 FTMS; HCD 85.94 749.71 GAS3

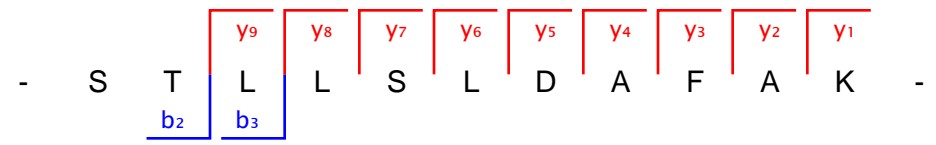
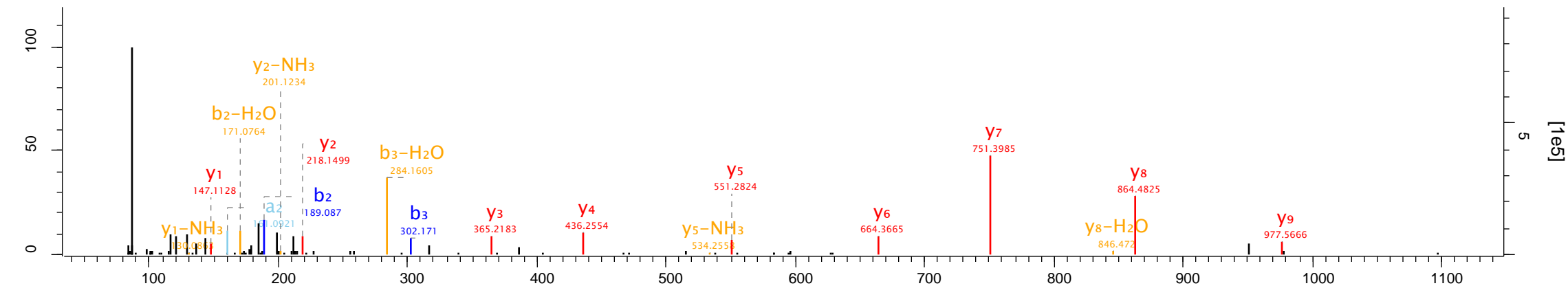


Raw file	Scan	Method	Score	m/z	Gene names
20140602_QEp4_FaHo_SA_HDA3_03	6990	FTMS; HCD	73.8	603.32	YIL108W



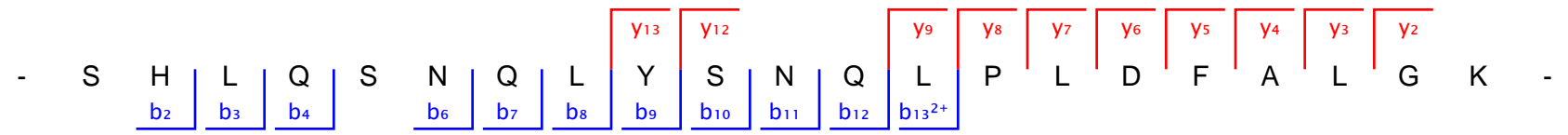
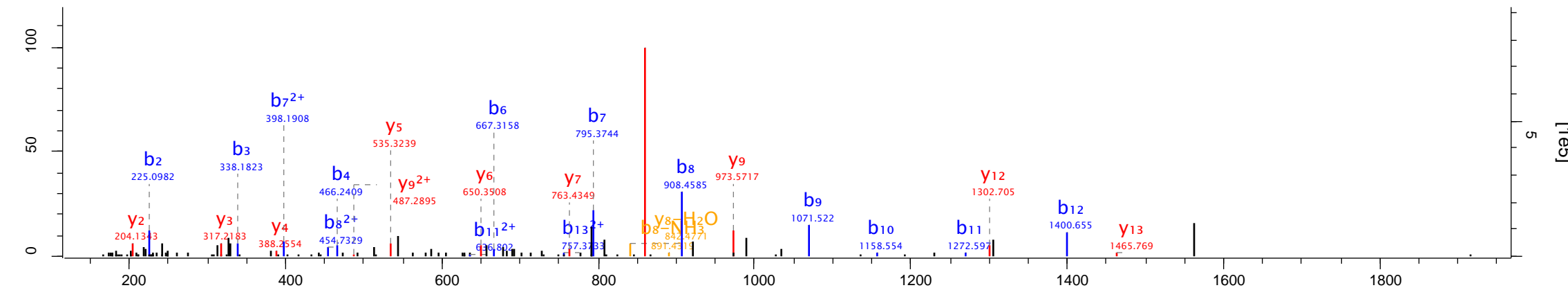
Raw file Scan Method Score m/z Gene names

20140602_QEp4_FaHo_SA_HDA3_03 9521 FTMS; HCD 87.18 583.33 ERV46

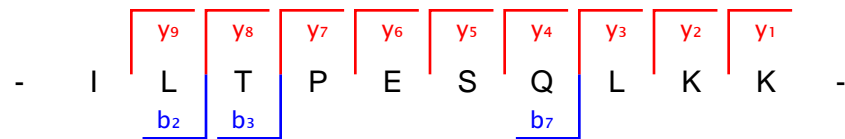
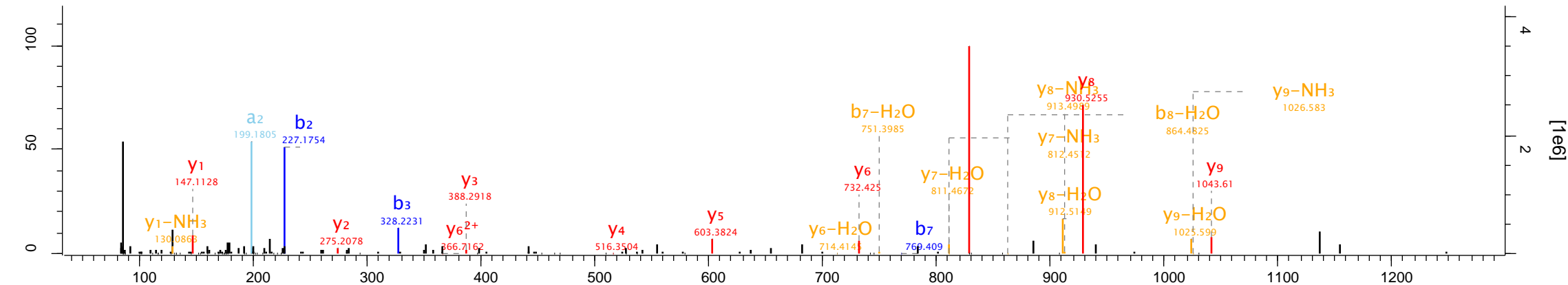


Raw file Scan Method Score m/z Gene names

20140602_QEp4_FaHo_SA_HDA3_03 9694 FTMS; HCD 90.46 791.75 HEM15



Raw file	Scan	Method	Score	m/z	Gene names
20140602_QEp4_FaHo_SA_HIF1_01	3543	FTMS; HCD	118.03	578.85	RPL7A;RPL7B

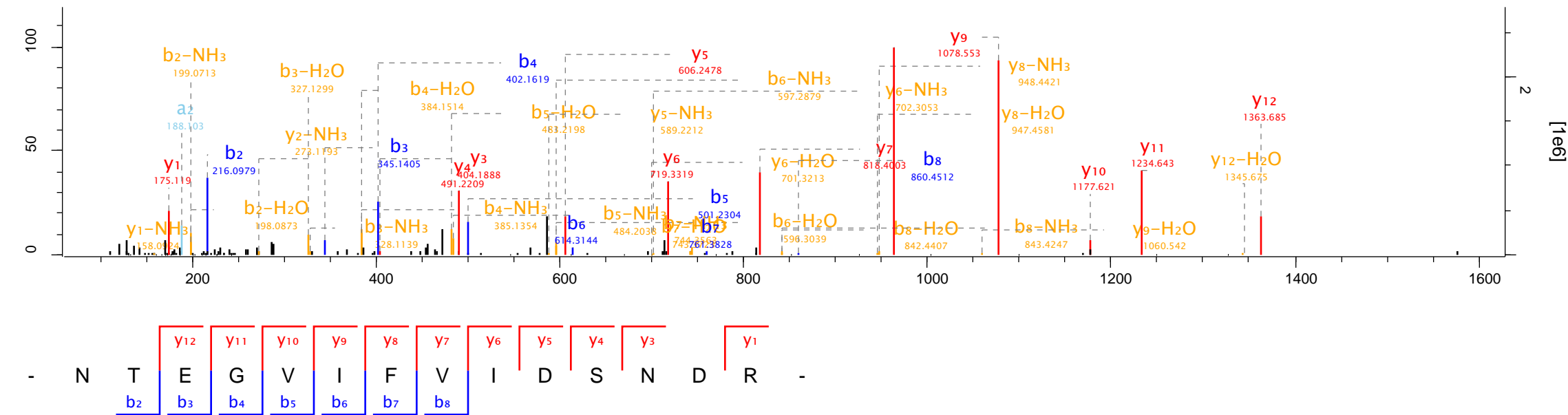


Raw file

20140602_QEp4_FaHo_SA_HIF1_01

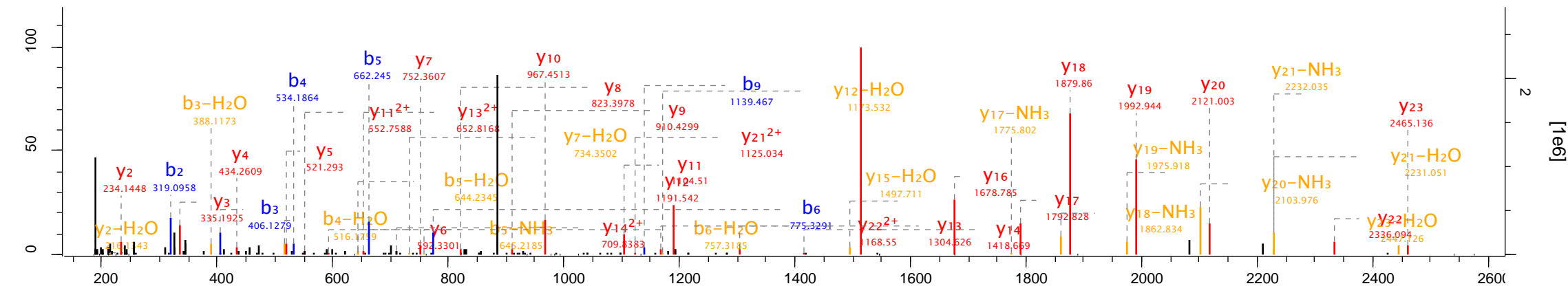
Scan Method Score m/z Gene names

8440 FTMS; HCD 220.85 789.89 ARF2



Raw file Scan Method Score m/z Gene names

20140602_QEp4_FaHo_SA_HIF1_02 5313 FTMS; HCD 164.79 885.73 TY1B-ML1

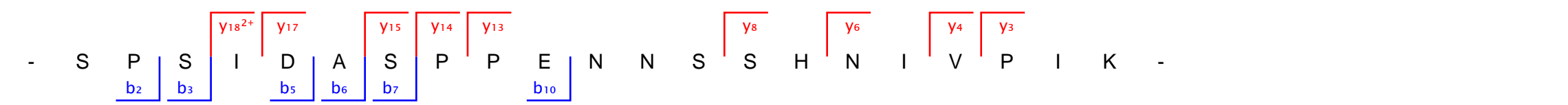
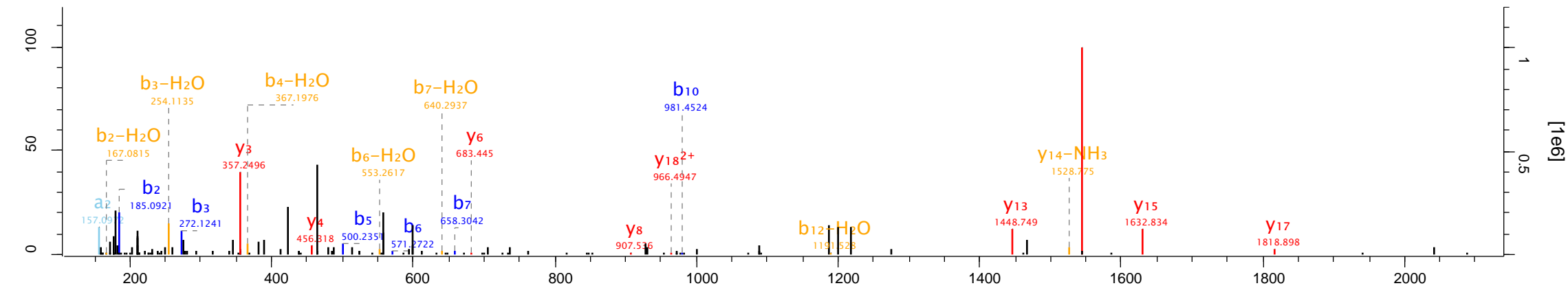


ac ox M E S Q Q L S N Y P N I S H G S A C A S V T S K -

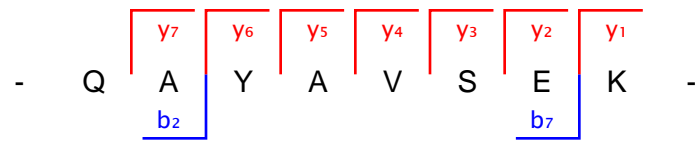
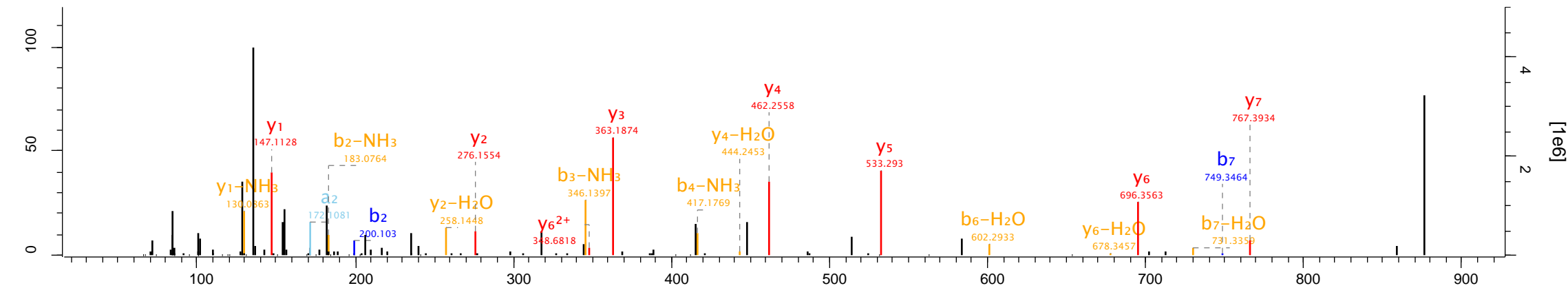
b₂ b₃ b₄ b₅ b₆ b₉

Raw file Scan Method Score m/z Gene names

20140602_QEp4_FaHo_SA_HIF1_5380 FTMS; 44.64 735.37 TY1B-ML1;TY1B-MR2;TY1B-OR;TY1B-DR1;TY1B-PR2;TY1B-DR5;TY1B-PR1;TY1B-JR2;TY1B-OL;TY1B-LR4;TY1B-ML2;TY1B-DR3;TY1B-PR3;TY1B-PL;TY1B-LR

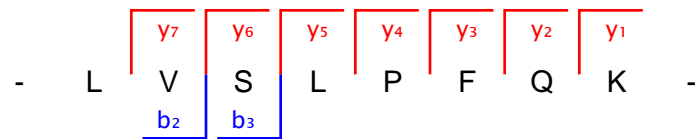
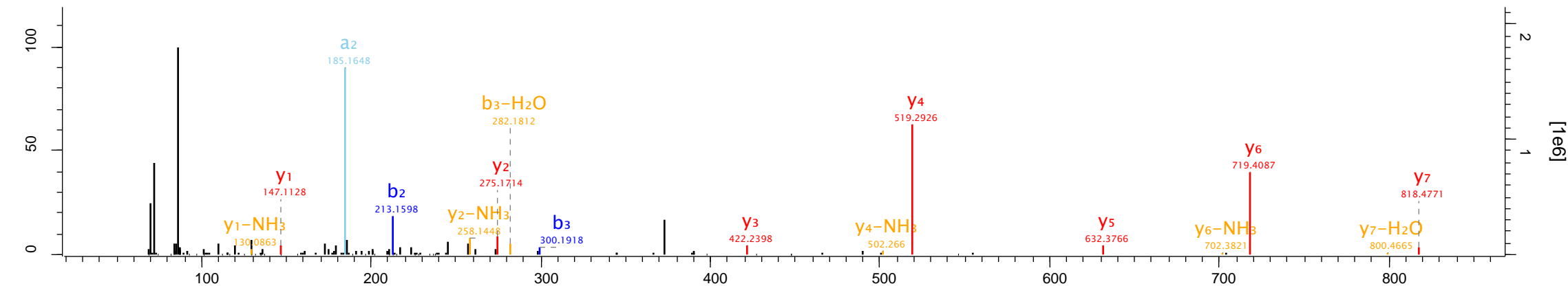


Raw file	Scan	Method	Score	m/z	Gene names
20140602_QEp4_FaHo_SA_HIF1_03	2444	FTMS; HCD	98.58	448.23	RPL4B;RPL4A

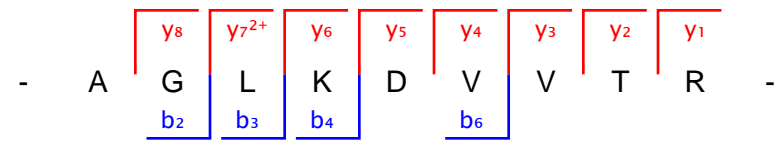
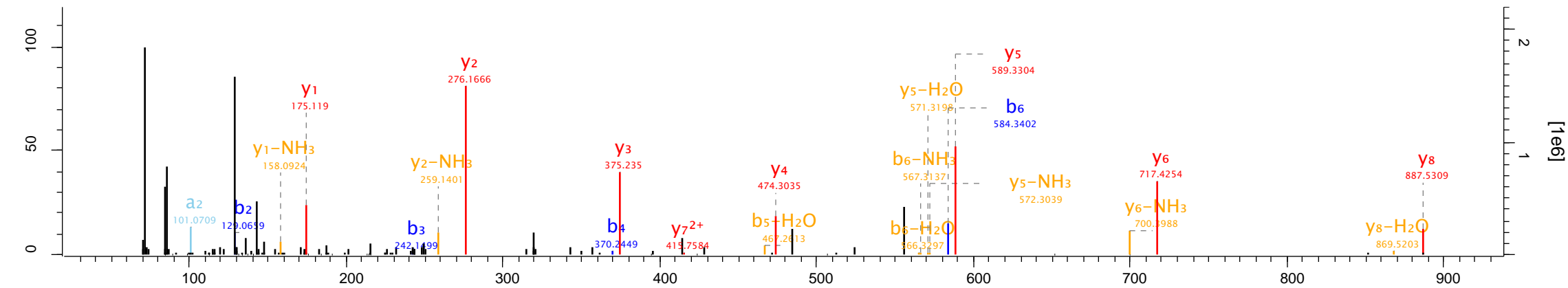


Raw file Scan Method Score m/z Gene names

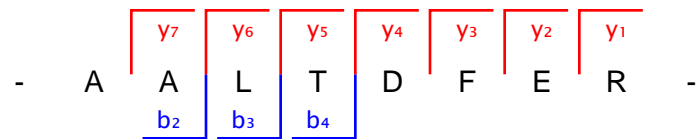
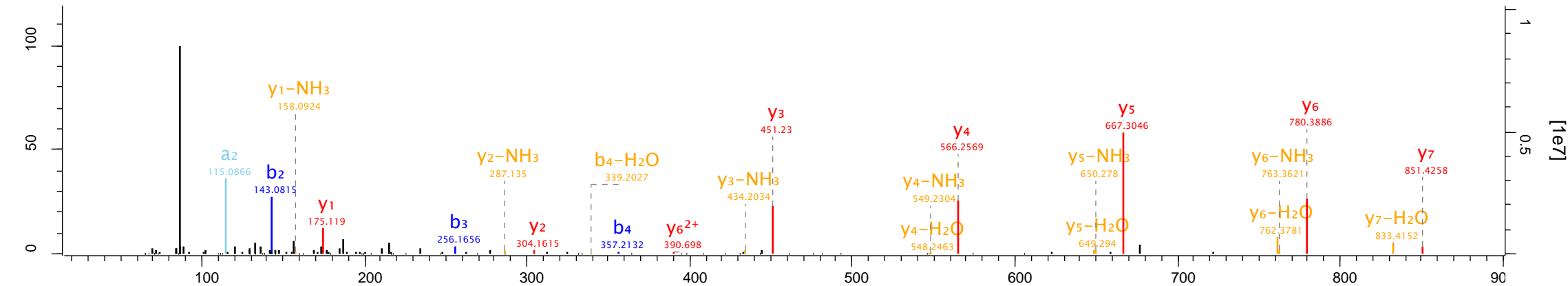
20140602_QEp4_FaHo_SA_HIF1_03 7284 FTMS; HCD 121.99 466.29 NTF2



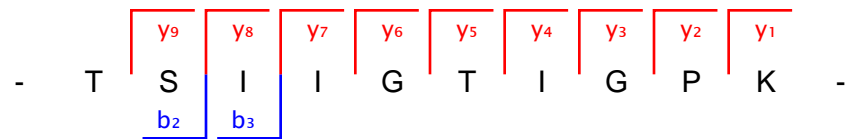
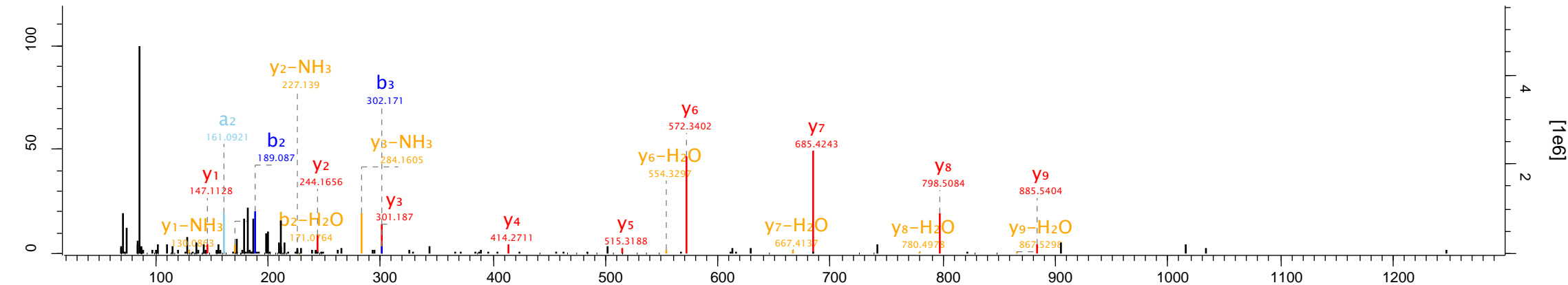
Raw file	Scan	Method	Score	m/z	Gene names
20140602_QEp4_FaHo_SA_IOC4_03	3370	FTMS; HCD	97.97	320.19	RPL31A;RPL31B



Raw file	Scan	Method	Score	m/z	Gene names
20140602_QEp4_FaHo_SA_IOC4_03	4928	FTMS; HCD	198.07	461.74	RPL14B;RPL14A



Raw file	Scan	Method	Score	m/z	Gene names
20140602_QEp4_FaHo_SA_IOC4_03	5826	FTMS; HCD	104.22	493.8	CDC19;PYK2

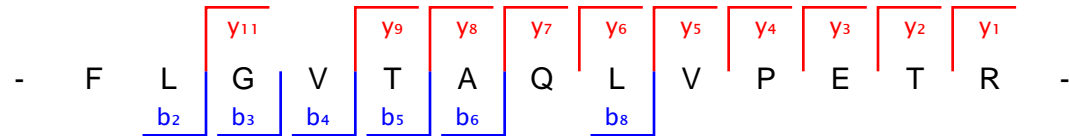
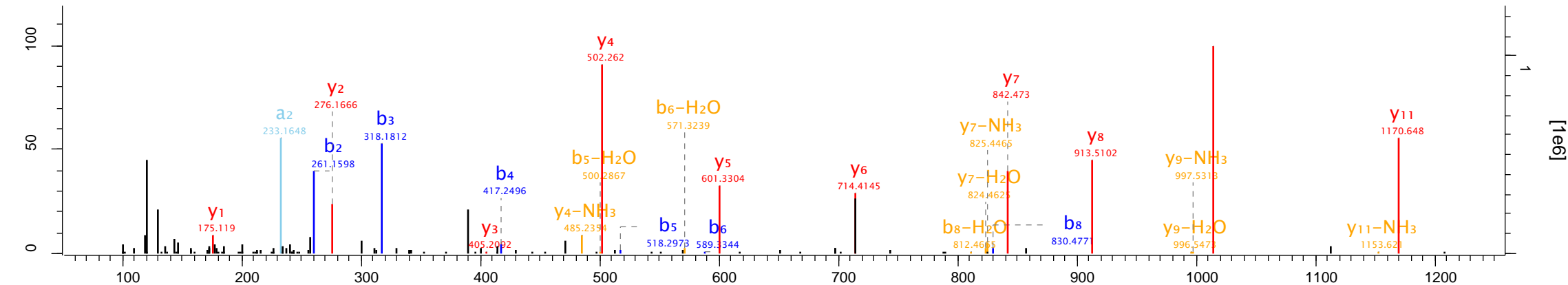


Raw file

Scan Method Score m/z Gene names

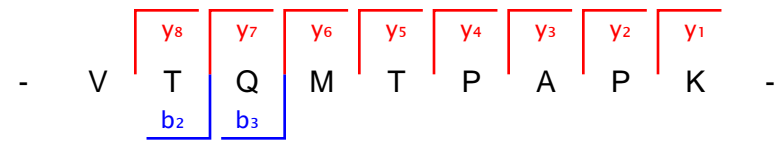
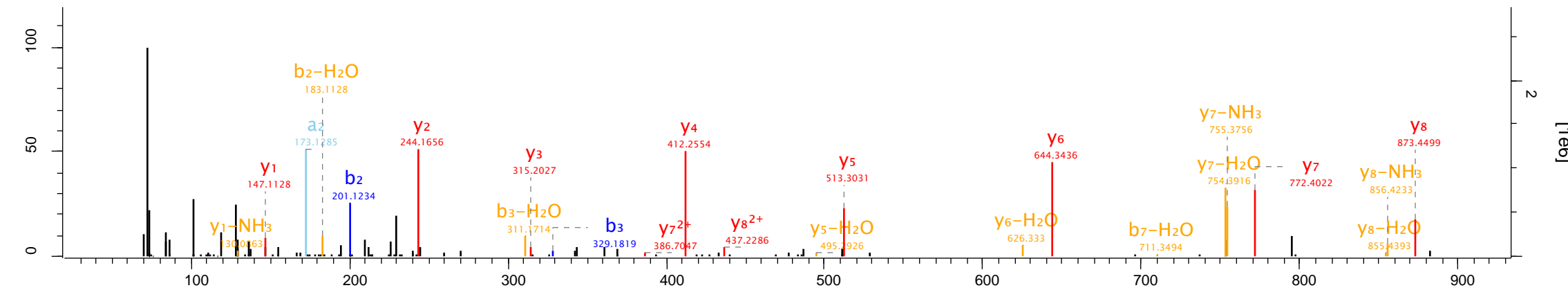
20140602_QEp4_FaHo_SA_IOC4_03

8661 FTMS; HCD 128.54 715.9 DCW1

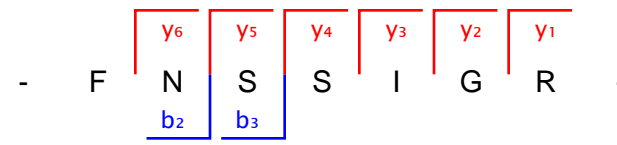
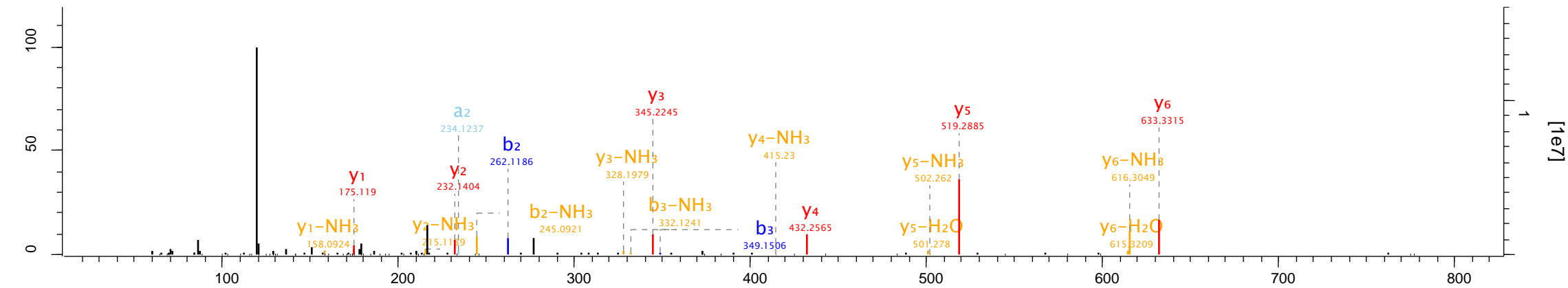


Raw file Scan Method Score m/z Gene names

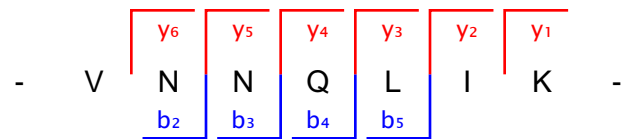
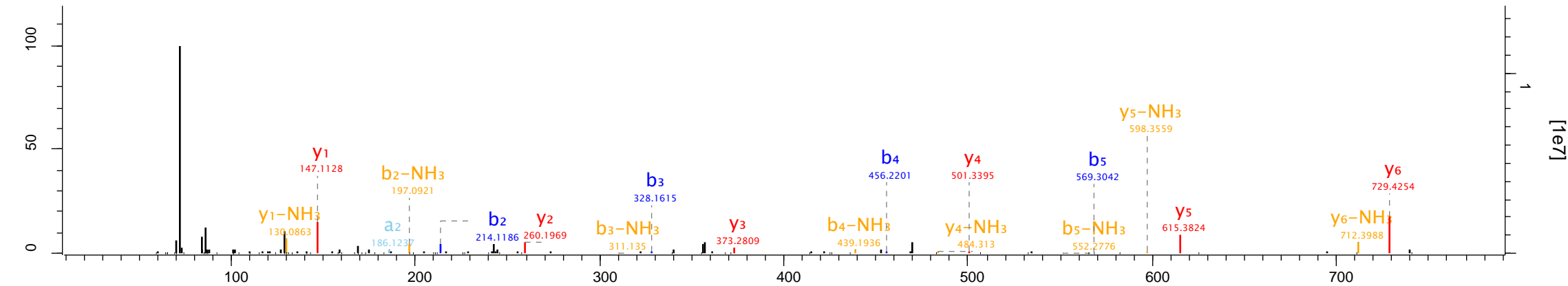
20140602_QEp4_FaHo_SA_NTO1_02 2834 FTMS; HCD 134.26 486.76 RPL36B



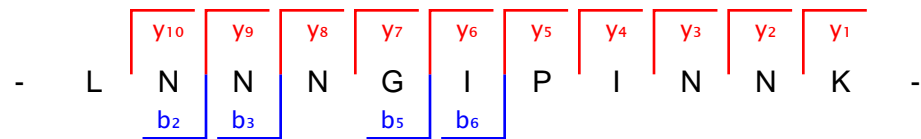
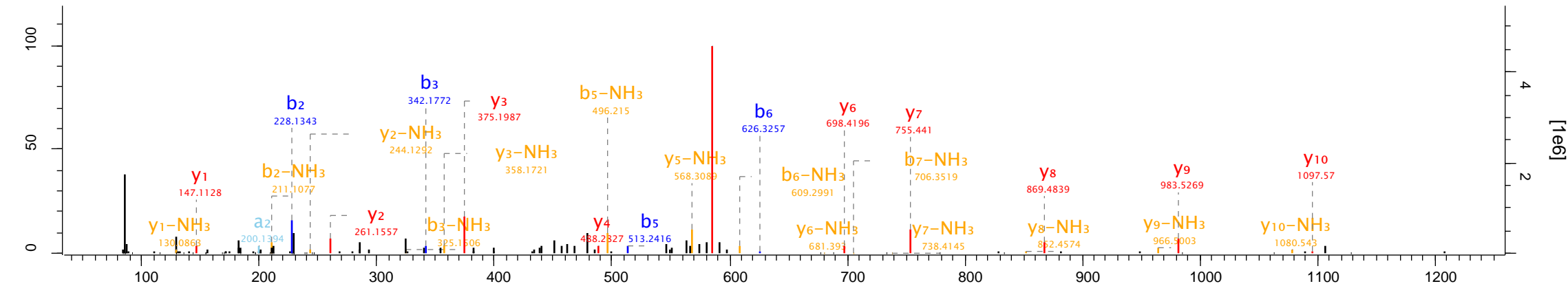
Raw file	Scan	Method	Score	m/z	Gene names
20140602_QEp4_FaHo_SA_NTO1_03	2936	FTMS; HCD	134.85	390.7	RPL17A;RPL17B



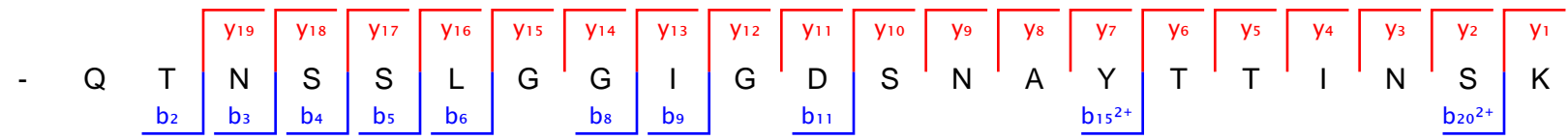
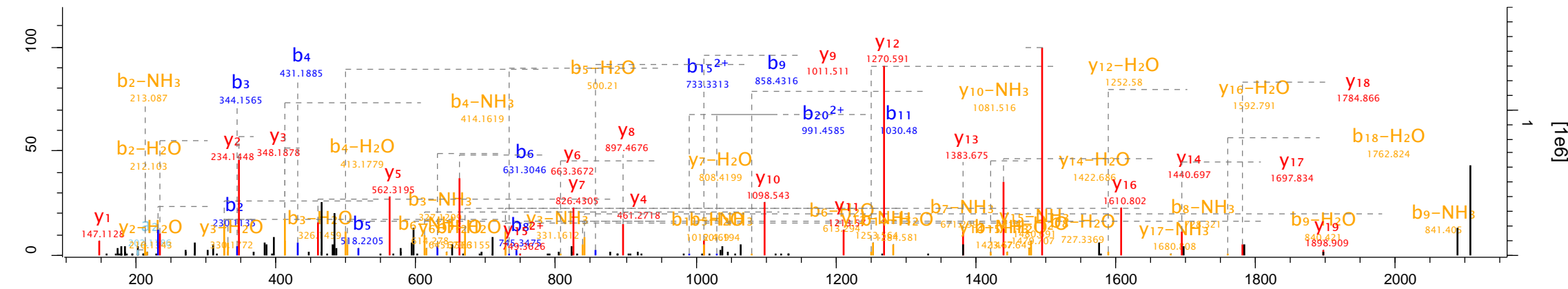
Raw file	Scan	Method	Score	m/z	Gene names
20140602_QEp4_FaHo_SA_NTO1_03	3110	FTMS; HCD	163.84	414.75	RPL9A;RPL9B



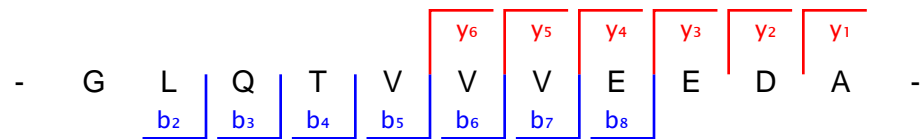
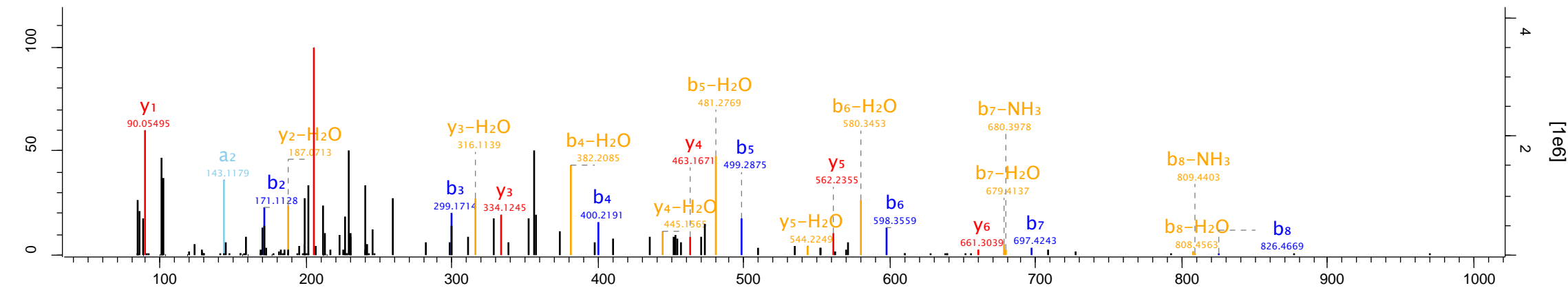
Raw file	Scan	Method	Score	m/z	Gene names
20140602_QEp4_FaHo_SA_NTO1_03	3675	FTMS; HCD	167.67	605.83	TY1B-NL1;TY1B-BL;TY1B-MR1;TY1A-MR1



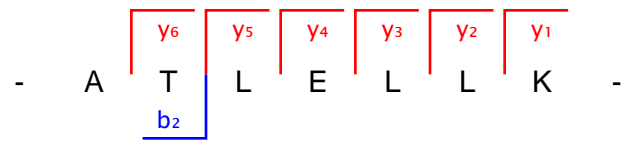
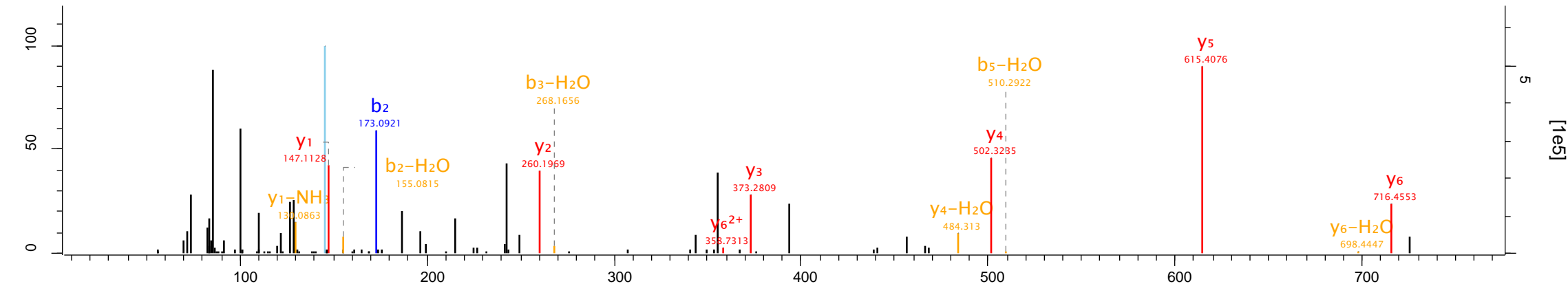
Raw file Scan Method Score m/z Gene names
 20140602_QEp4_FaHo_SA_NTO1_03 5759 FTMS; HCD 233.87 1064.51 TY1B-BR;TY1B-MR2;TY1B-OR;TY1B-NL2;TY1B-JR2;TY1B-NL1;TY1B-LR4;TY1B-PR3;TY1B-PL;TY1B-LR2;TY1B-DR6;TY1B-BL;TY1B-MR1



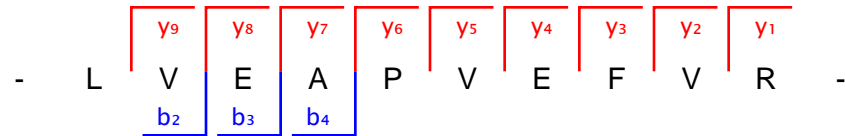
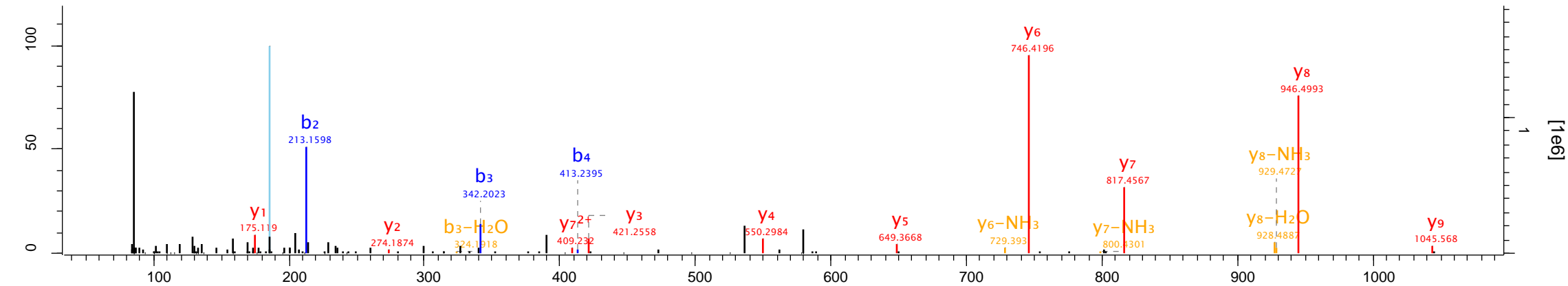
Raw file	Scan	Method	Score	m/z	Gene names
20140602_QEp4_FaHo_SA_NTO1_03	6277	FTMS; HCD	154.84	580.3	RPL31A;RPL31B



Raw file	Scan	Method	Score	m/z	Gene names
20140602_QEp4_FaHo_SA_parental_01	6375	FTMS; HCD	91.91	394.25	RPL7A;RPL7B



Raw file	Scan	Method	Score	m/z	Gene names
20140602_QEp4_FaHo_SA_parental_01	7691	FTMS; HCD	113.93	579.83	SSS1

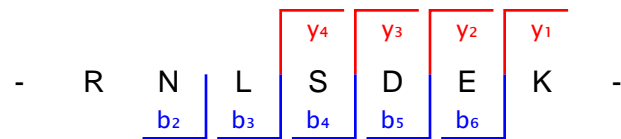
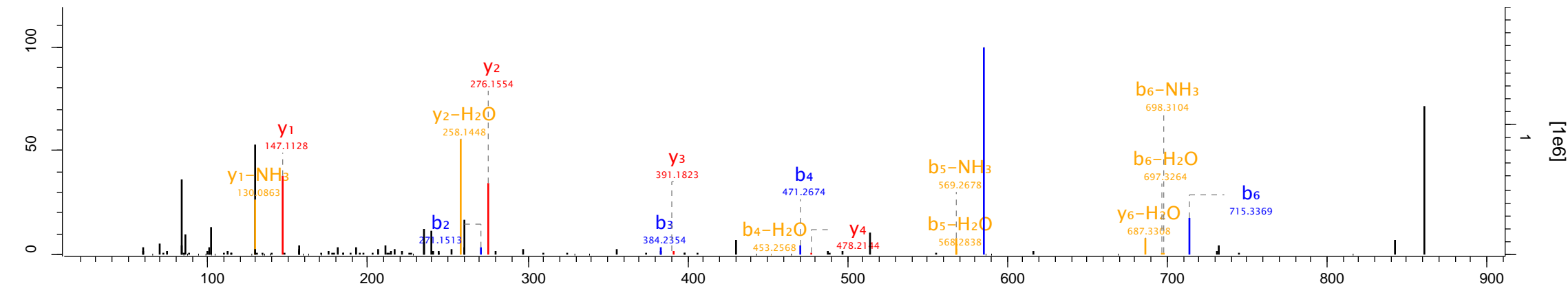


Raw file

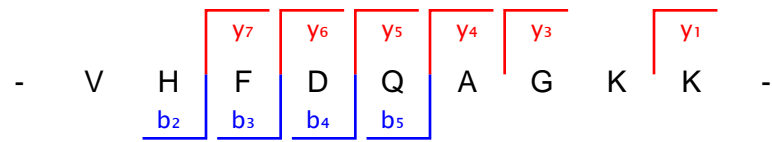
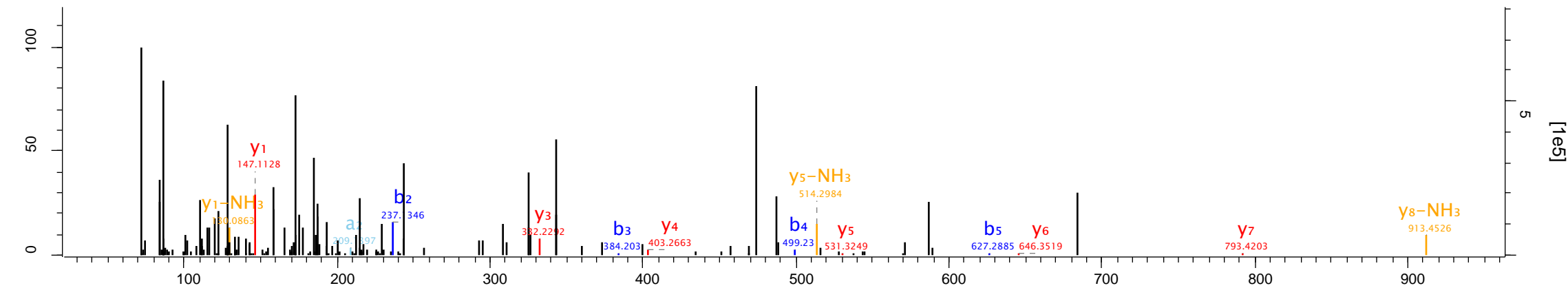
Scan Method Score m/z Gene names

20140602_QEp4_FaHo_SA_parental_02

1683 FTMS; HCD 87.25 431.23 TY1A-PL;TY1A-LR2;TY1A-ER1;TY1A-DR6;TY1B-OL;TY1B-LR4;TY1B-ML2;TY1B-PR3;TY1B-PL;TY1B-LR2;TY1B-DR6



Raw file	Scan	Method	Score	m/z	Gene names
20140602_QEp4_FaHo_SA_parental_02	2081	FTMS; HCD	30.57	343.85	RPL13B;RPL13A

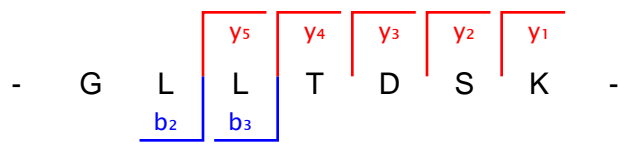
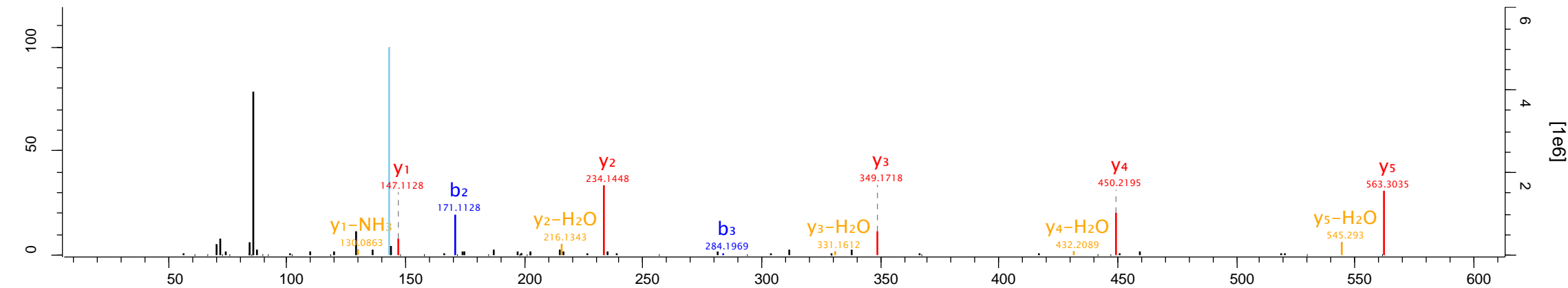


Raw file

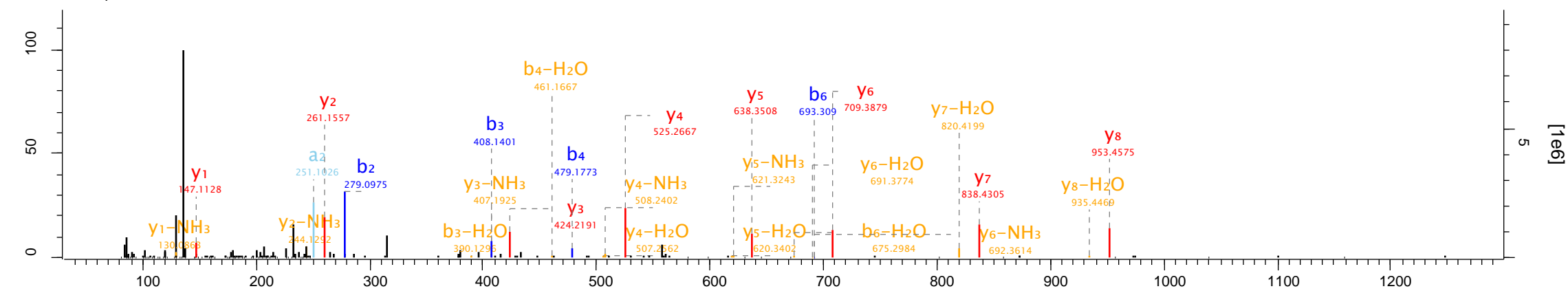
Scan Method Score m/z Gene names

20140602_QEp4_FaHo_SA_parental_02

3361 FTMS; HCD 94.41 367.21 TY1B-ML1;TY1B-BR;TY1B-H;TY1B-MR2;TY1B-OR;TY1B-PR2;TY1B-DR5;TY1B-JR2;TY1B-NL1;TY1B-PR3;TY1B-BL;TY1B-MR1



20140602_QEp4_FaHo 35 FTMSn 1470558.TY1B-ML1;TY1B-BR;TY1B-H;TY1B-MR2;TY1B-OR;TY1B-DR1;TY1B-NL2;TY1B-PR2;TY1B-DR5;TY1B-PR1;TY1B-JR2;TY1B-NL1;TY2B-C;TY1B-OL;TY1B-LR4;TY1B-ML2;TY1B-DR3;T



- Y y8 y7 y6 y5 y4 y3 y2 y1 -
b2 b3 b4 b6 -
 - Y D E A I T Y N K -

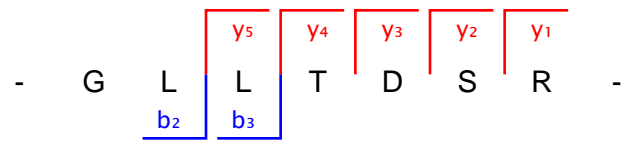
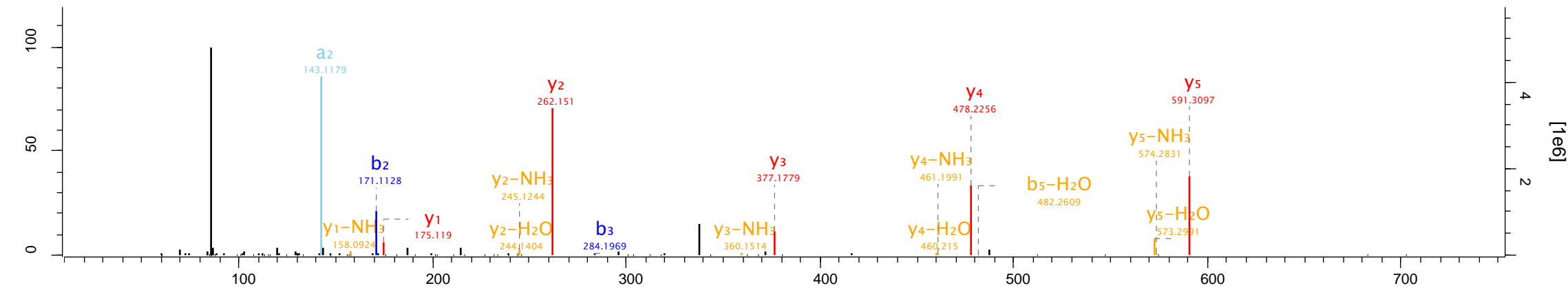
Raw file

Scan Method

Score m/z

Gene names

20140602_QEp4_FaHo_SA_pare 3563 FTMS; 105.2 381.2 TY1B-NL2;TY1B-PR1;TY2B-C;TY1B-OL;TY1B-LR4;TY1B-ML2;TY1B-DR3;TY1B-PL;TY1B-LR2;TY1B-DR6;TY1B-A;TY2B-B;TY2B-GR2;TY2B-F;TY2B-GR1;TY2B-OR1



Raw file

Scan

Method

Score

m/z

Gene names

20140602_QEp4_FaHo_SA_parental_02

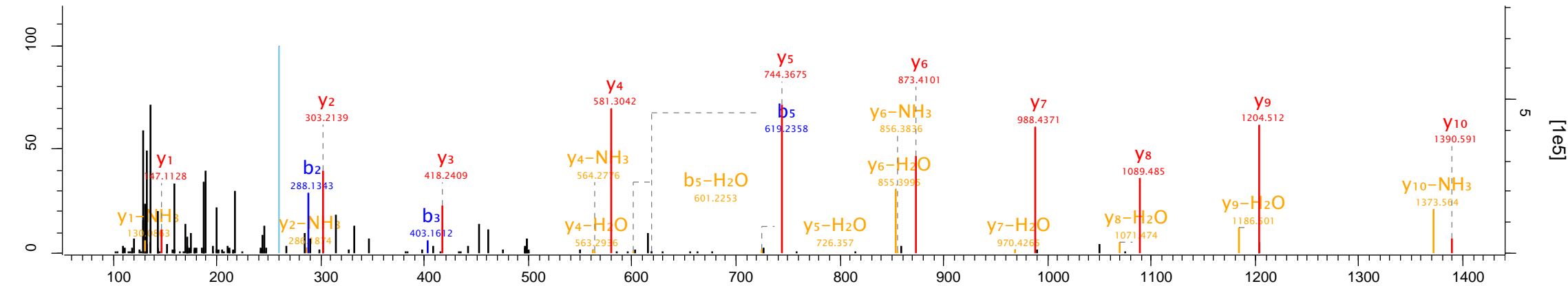
4199

FTMS; HCD

138.99

497.88

TY1B-JR2;TY1B-OL;TY1B-LR4;TY1B-ML2;TY1B-PL;TY1B-LR2;TY1B-DR6

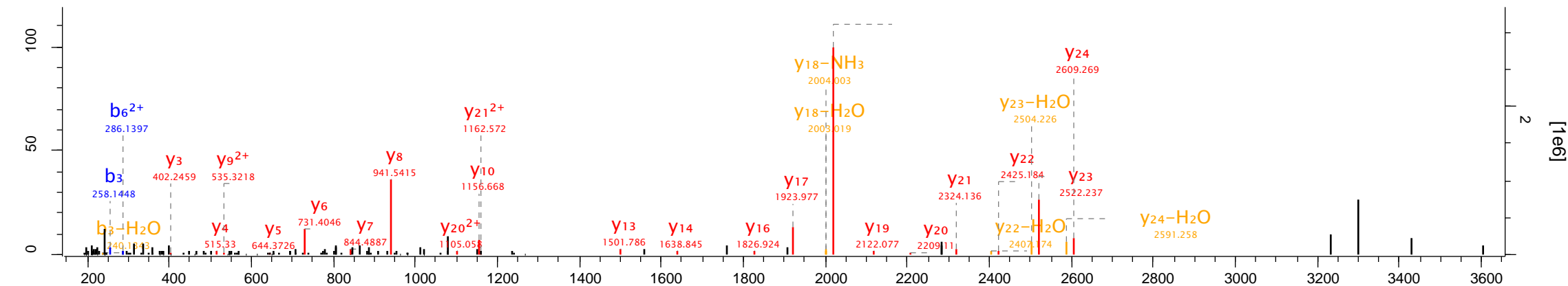


- T W D T D E Y Y D R K -

b₂ b₃ b₅

y₁₀ y₉ y₈ y₇ y₆ y₅ y₄ y₃ y₂ y₁

Raw file	Scan	Method	Score	m/z	Gene names
20140602_QEp4_FaHo_SA_parental_02	4997	FTMS; HCD	82.64	695.85	TY1B-PR3

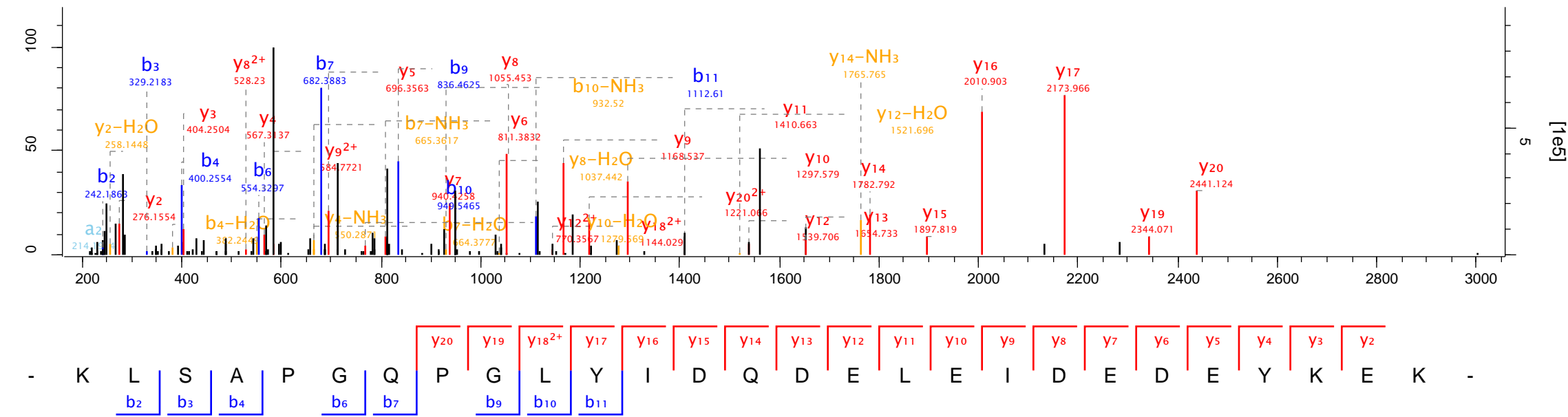


- A V S P T D S T P P S T H T E D S K P I S E I N L R -

Fragmentation sites are indicated by red brackets above the sequence, labeled y24, y23, y22, y21, y20, y19, y18, y17, y16, y14, y13, y10, y9²⁺, y8, y7, y6, y5, y4, y3. Blue brackets below the sequence indicate b3 and b6²⁺ fragments.

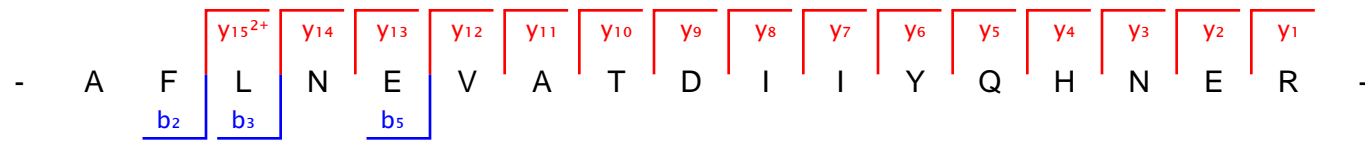
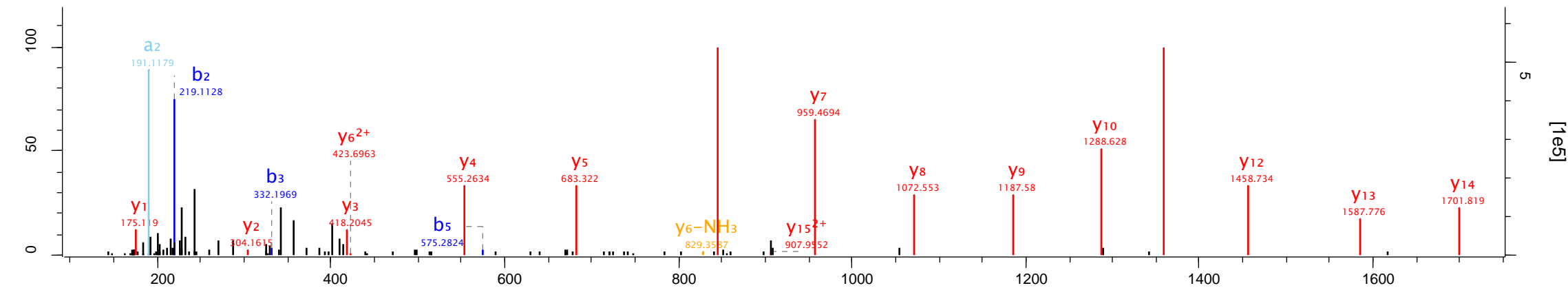
Raw file Scan Method Score m/z Gene names

20140602_QEp4_FaHo_SA_parental_02 7727 FTMS; HCD 120.93 781.63 TY1B-ML1;TY1B-H;TY1B-NL2;TY1B-PR2;TY1B-DR5;TY1B-PR1;TY1B-OL;TY1B-LR4;TY1B-ML2;TY1B-PR3;TY1B-PL;TY1B-LR2;TY1B-DR6



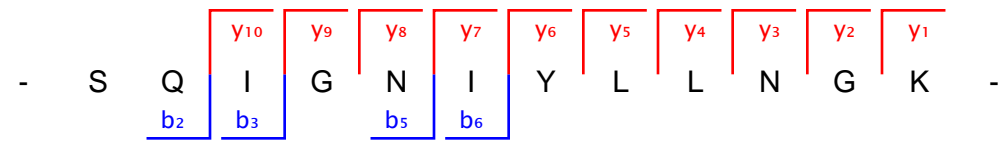
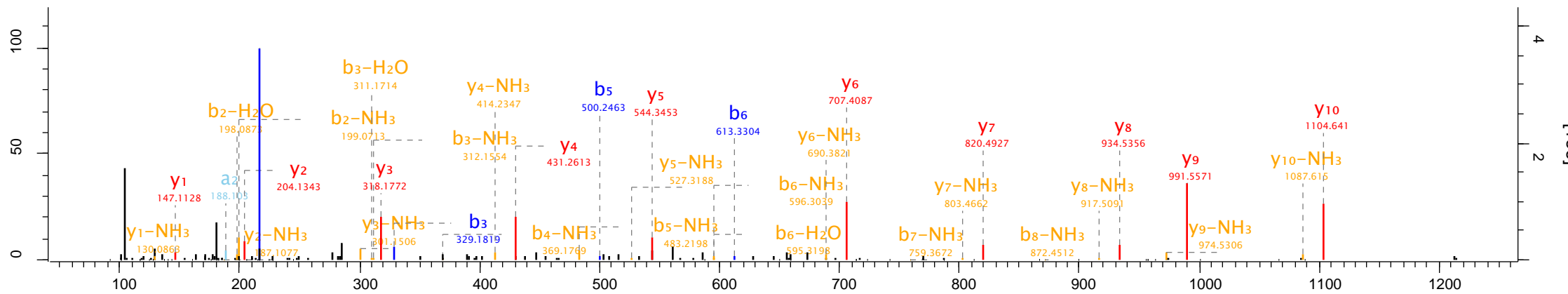
Raw file Scan Method Score m/z Gene names

20140602_QEp4_FaHo_SA_parental_02 9615 FTMS; HCD 67.65 678.68 GCN20

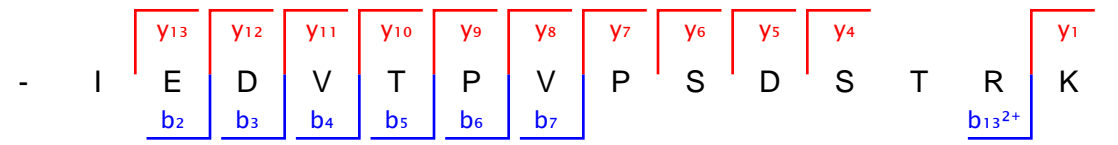
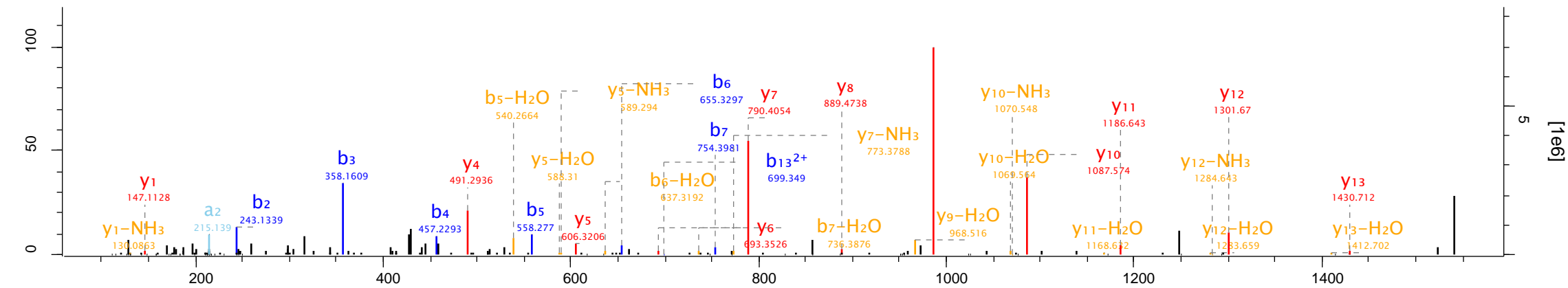


Raw file Scan Method Score m/z Gene names

20140602_QEp4_FaHo_SA_parent: 7684 FTMS; 159.94 660.3; TY1B-ML1;TY1B-BR;TY1B-H;TY1B-MR2;TY1B-OR;TY1B-PR2;TY1B-DR5;TY1B-JR2;TY1B-NL1;TY1B-OL;TY1B-ML2;TY1B-PR3;TY1B-PL;TY1B-LR2;TY1B-BL;TY



Raw file 20140602_QEp4_FaHo_SA_PHO23_01 Scan 3609 Method FTMS; HCD Score 169.79 m/z 772.4 Gene names RPS14B;RPS14A

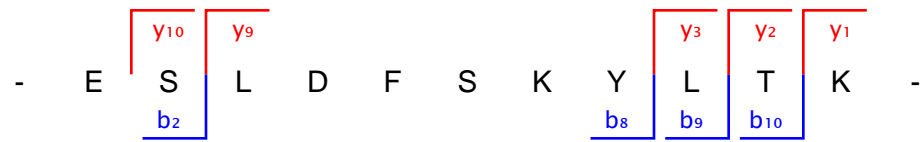
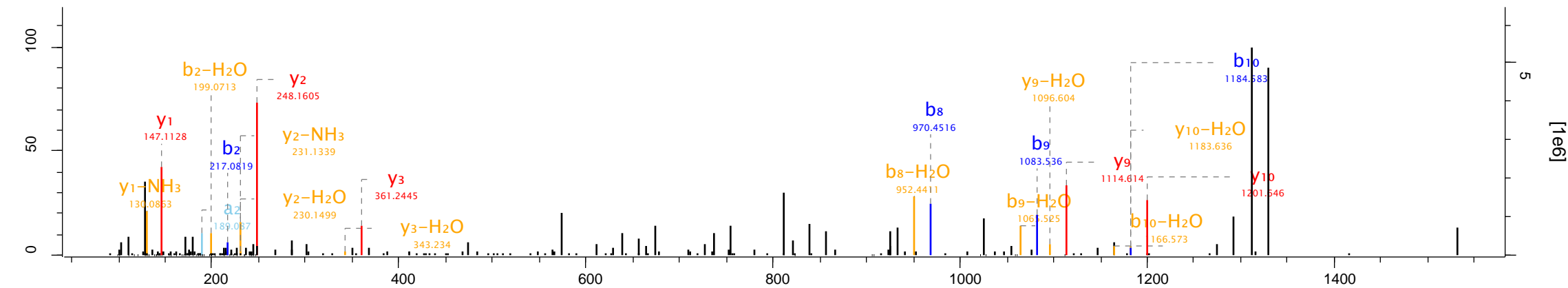


Raw file

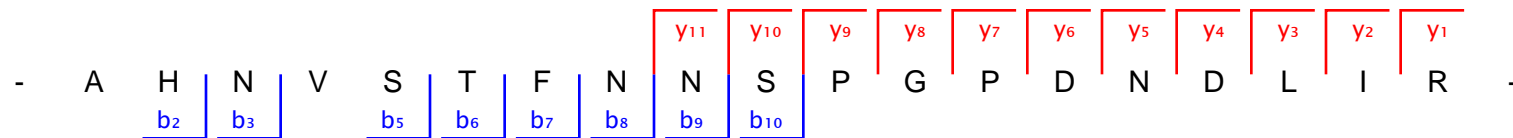
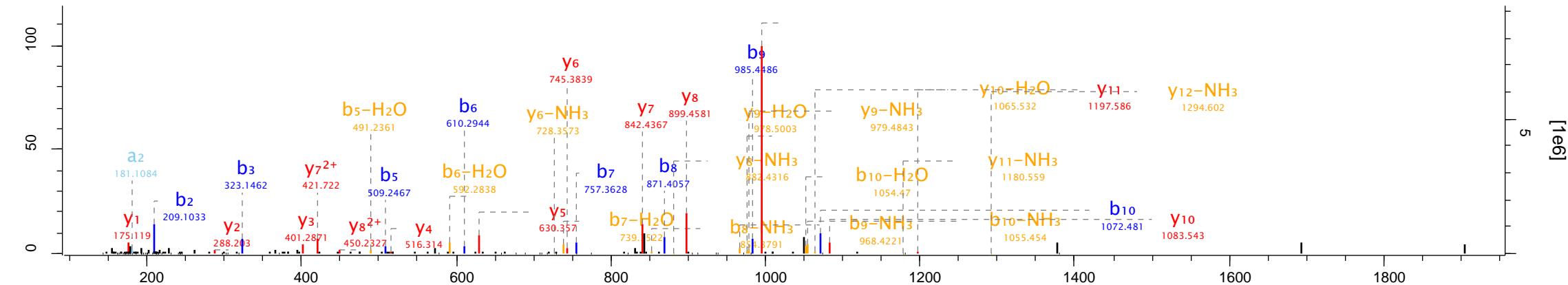
Scan Method Score m/z Gene names

20140602_QEp4_FaHo_SA_PHO23_01

3747 FTMS; HCD 115.57 665.85 RPO41

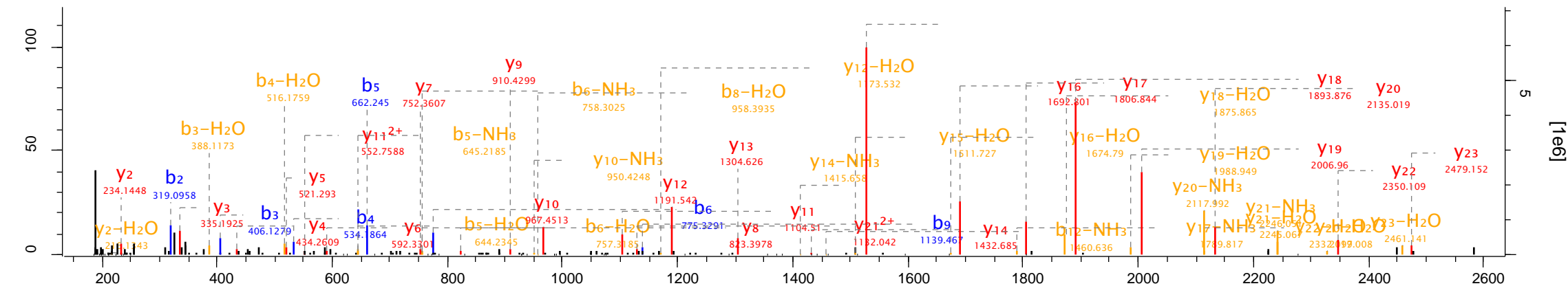


Raw file	Scan	Method	Score	m/z	Gene names
20140602_QEp4_FaHo_SA_PHO23_01	5074	FTMS; HCD	158.98	690.33	TY1B-BL;TY1B-MR1;TY1A-MR1



Raw file Scan Method Score m/z Gene names

20140602_QEp4_FaHo_SA_PHO23_01 5456 FTMS; HCD 221.83 890.41 TY1B-OL



ac ox M E S Q Q L S N Y P Q I S H G S A C A S V T S K -

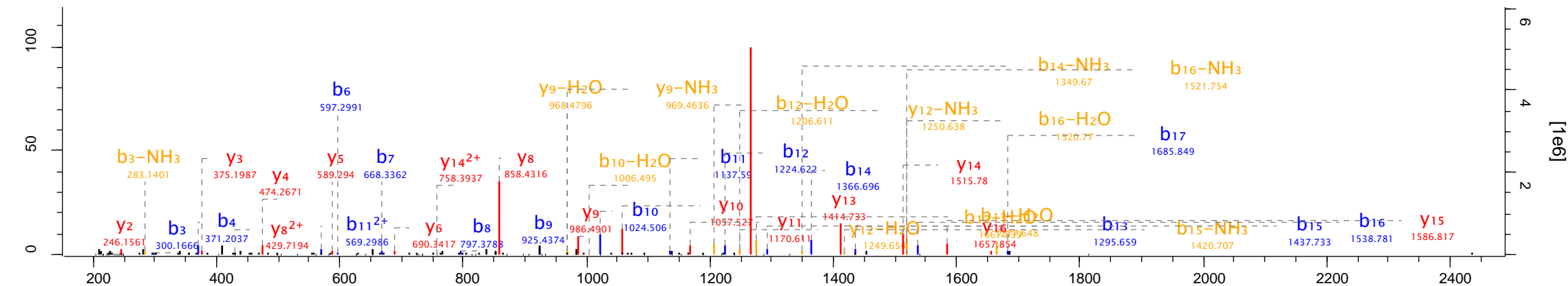
b₂ b₃ b₄ b₅ b₆ b₉

Raw file

20140602_QEp4_FaHo_SA_PHO23_01

Scan Method Score m/z Gene names

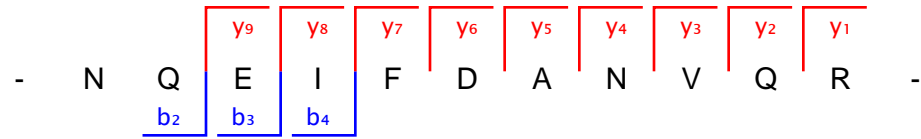
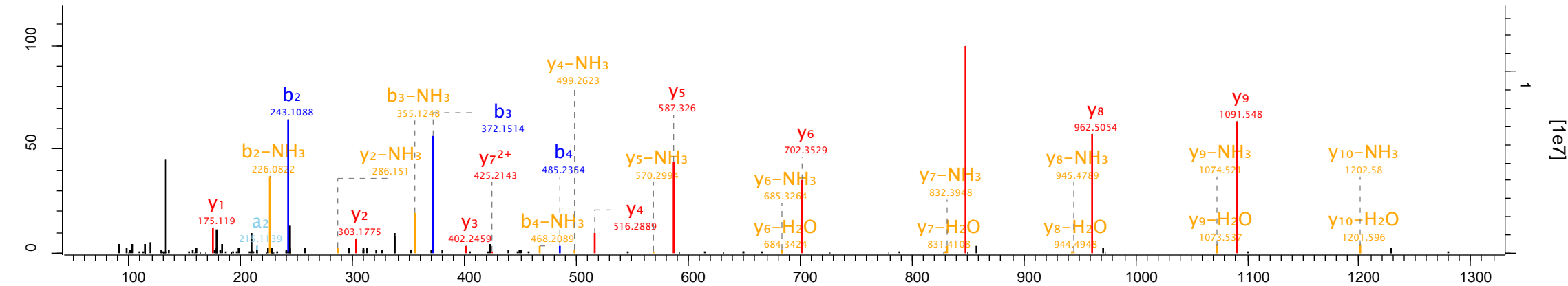
9876 FTMS; HCD 140.45 985.51 RPL13A



- N G K A P E A E Q V L S A A A T F P I A Q P A T D V E A

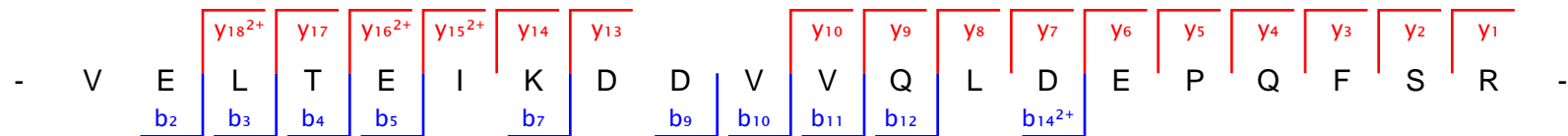
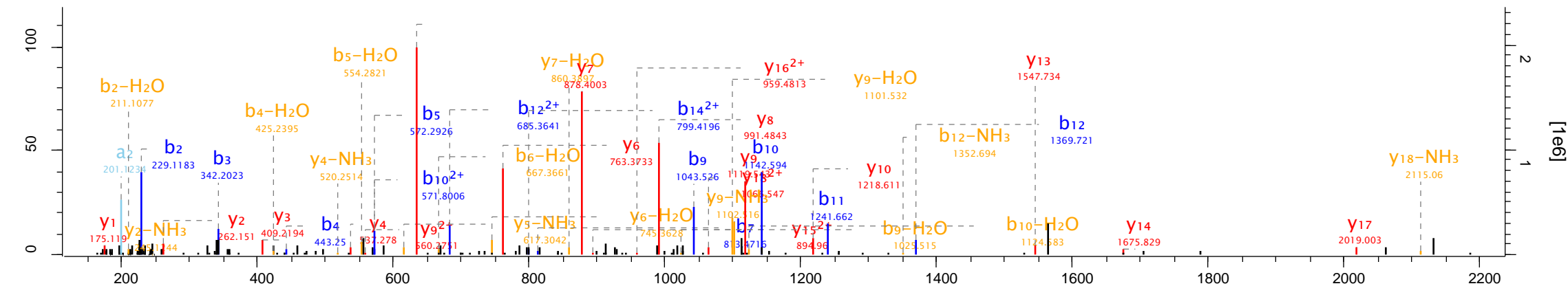
b₃ b₄ b₆ b₇ b₈ b₉ b₁₀ b₁₁ b₁₂ b₁₃ b₁₄ b₁₅ b₁₆ b₁₇ y₁₆ y₁₅ y₁₄ y₁₃ y₁₂ y₁₁ y₁₀ y₉ y₈ y₆ y₅ y₄ y₃ y₂

Raw file 20140602_QEp4_FaHo_SA_PHO23_02 Scan 4954 Method FTMS; HCD Score 169.65 m/z 667.33 Gene names RPL13B;RPL13A

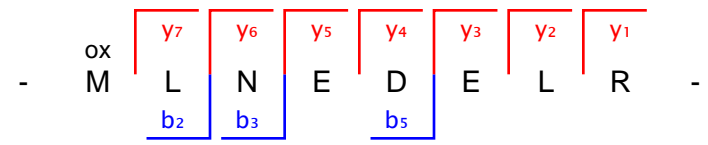
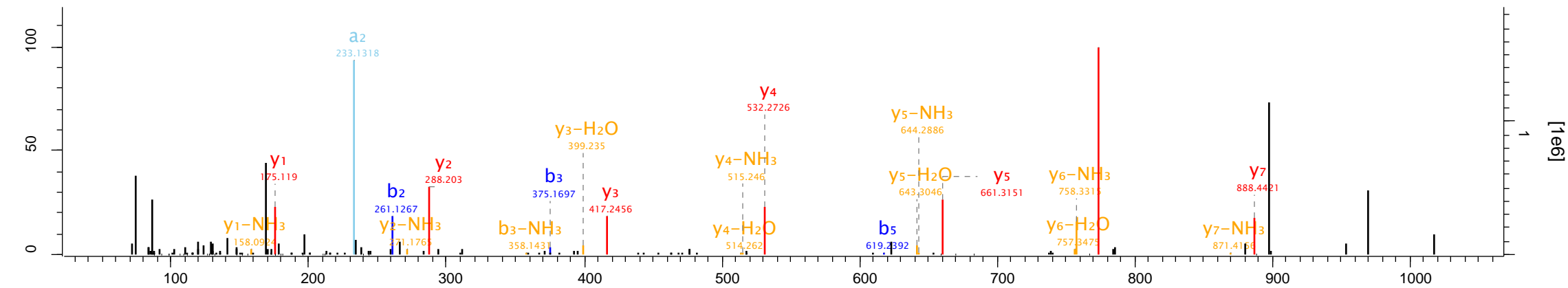


Raw file Scan Method Score m/z Gene names

20140602_QEp4_FaHo_SA_PHO23_02 9130 FTMS; HCD 140.2 787.74 TOM22

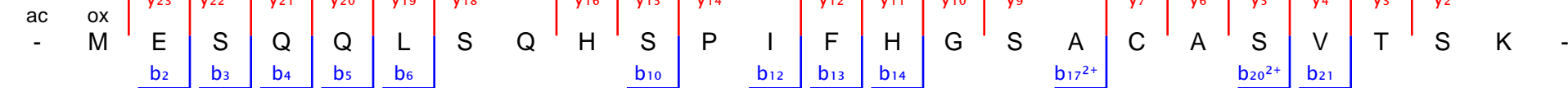
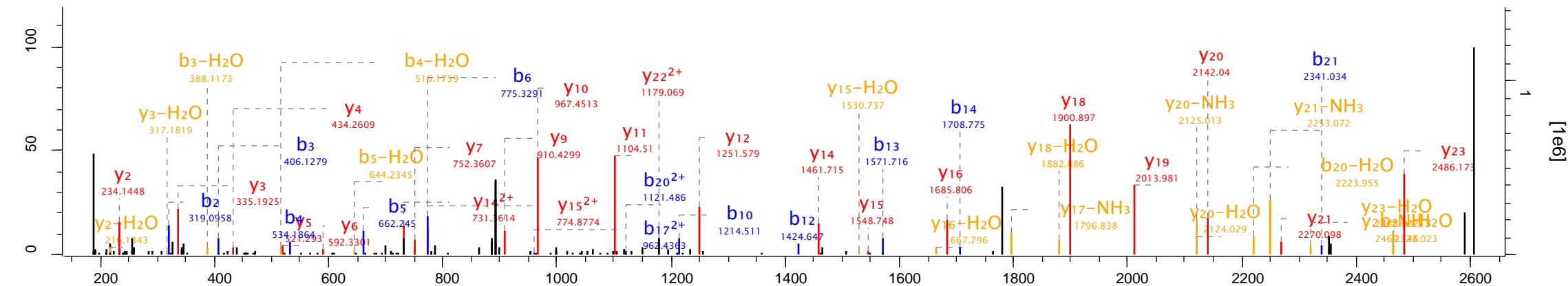


Raw file	Scan	Method	Score	m/z	Gene names
20140602_QEp4_FaHo_SA_PHO23_03	3751	FTMS; HCD	133.86	518.24	ARF1;ARF2

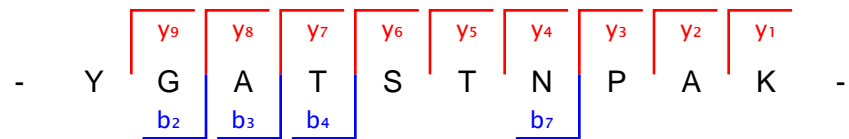
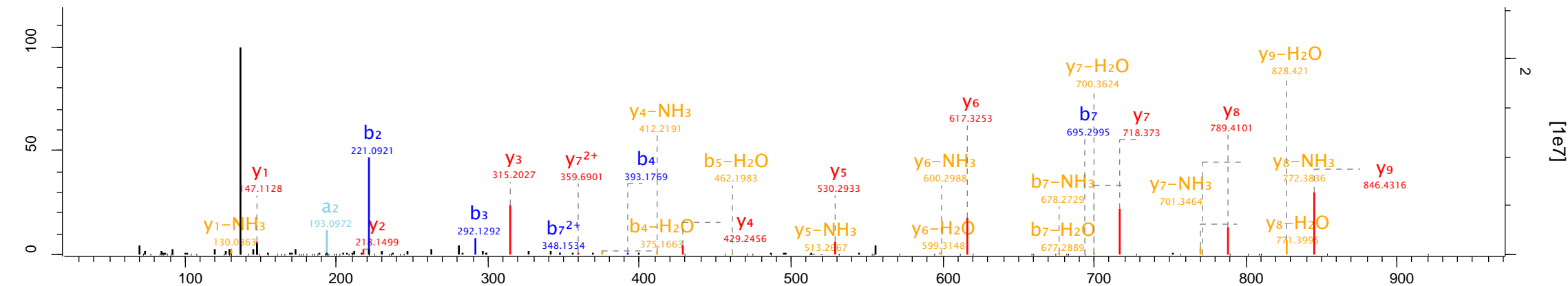


Raw file Scan Method Score m/z Gene names

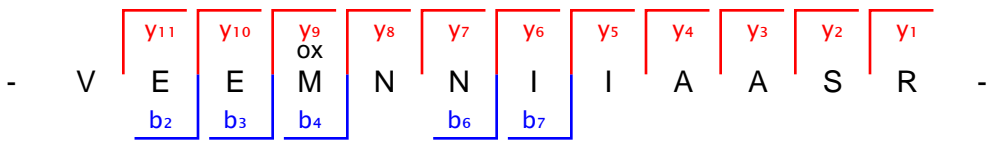
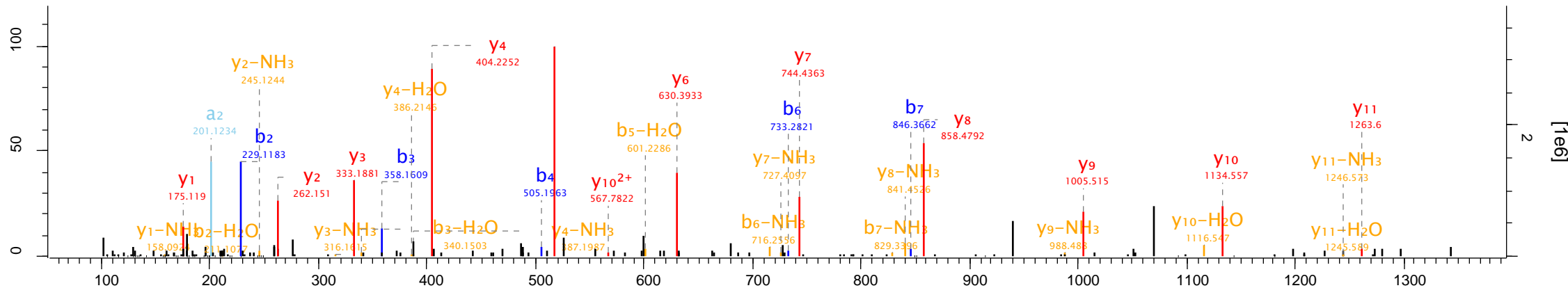
20140602_QEp4_FaHo_SA_PHO23_03 5581 FTMS; HCD 219.23 893.08 TY1B-BL



Raw file	Scan	Method	Score	m/z	Gene names
20140602_QEp4_FaHo_SA_RCO1_02	2326	FTMS; HCD	175.88	505.25	RPL17A;RPL17B

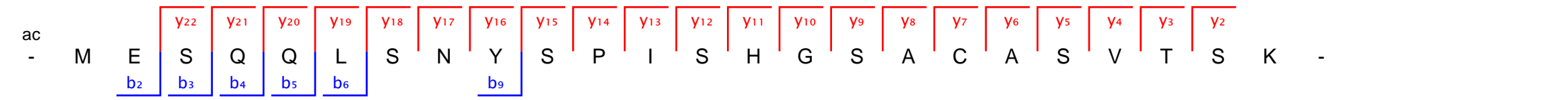
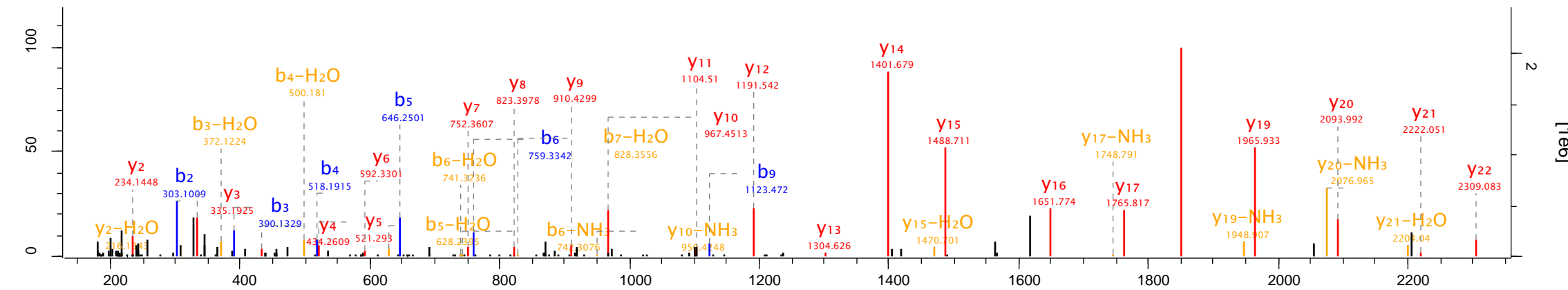


Raw file 20140602_QEp4_FaHo_SA_RCO1_02 Scan 3957 Method FTMS; HCD Score 148.96 m/z 681.84 Gene names RPL36B;RPL36A



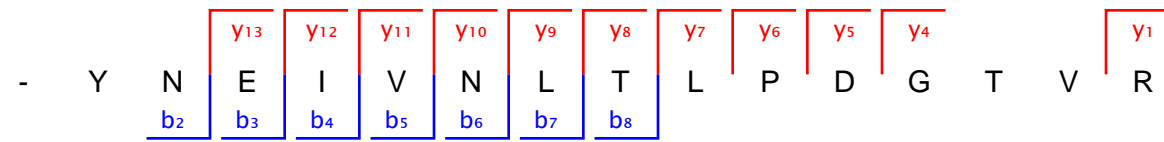
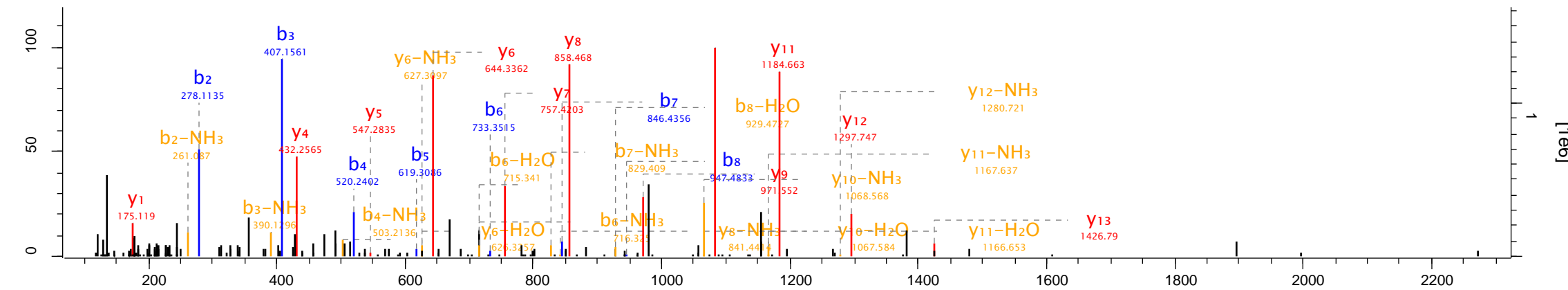
Raw file Scan Method Score m/z Gene names

20140602_QEp4_FaHo_SA_RCO1_02 7234 FTMS; HCD 183.15 871.4 TY1B-PR3

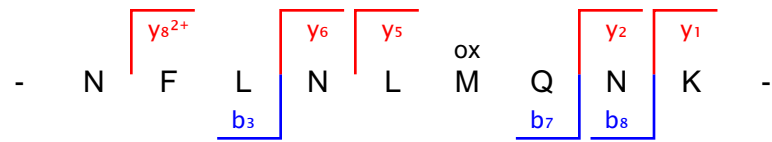
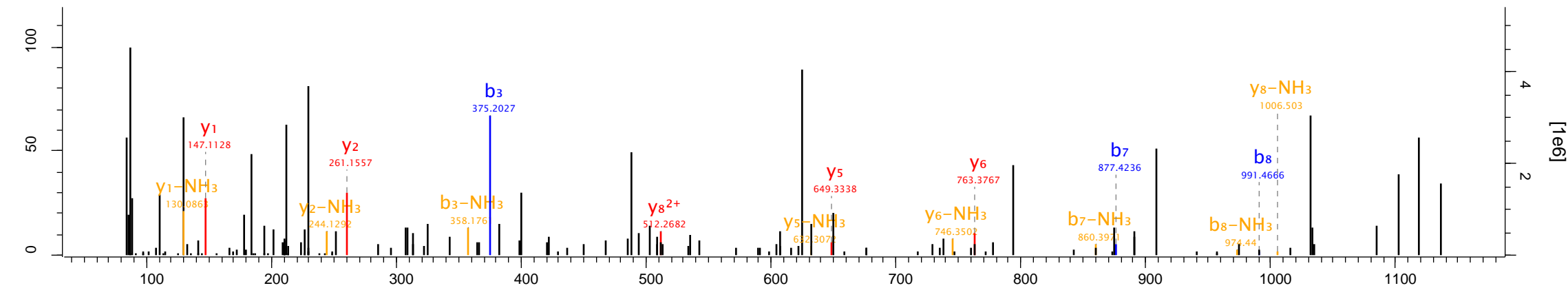


Raw file Scan Method Score m/z Gene names

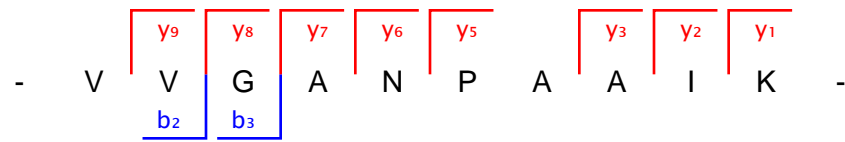
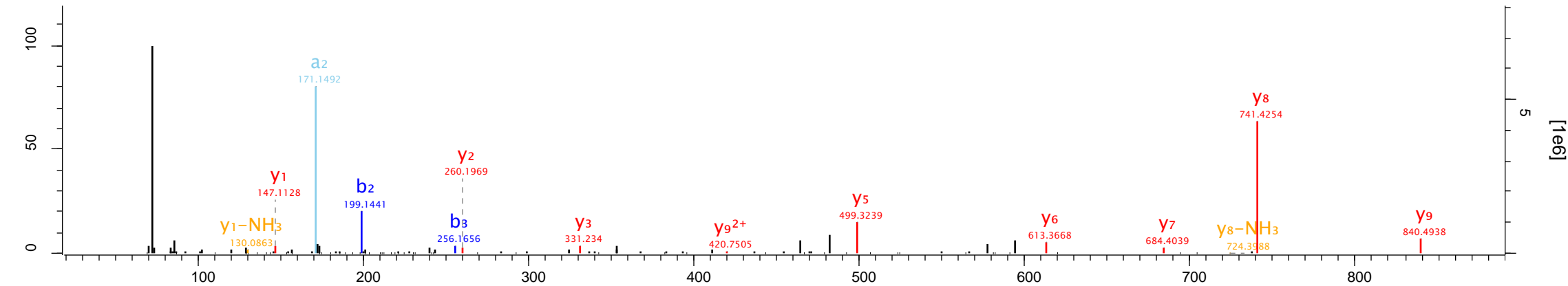
20140602_QEp4_FaHo_SA_RCO1_02 9347 FTMS; HCD 142.91 852.45 VMA2



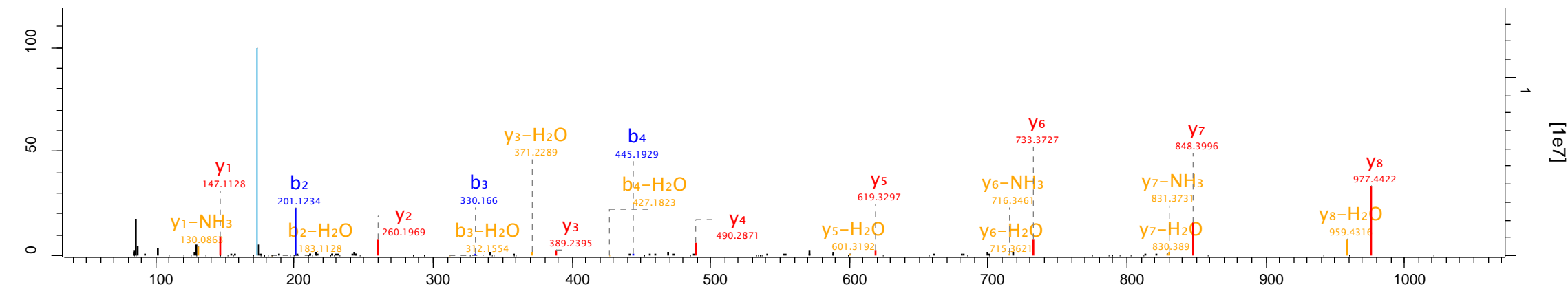
Raw file	Scan	Method	Score	m/z	Gene names
20140602_QEp4_FaHo_SA_RCO1_03	2675	FTMS; HCD	90.37	569.29	YHR212C;YAR060C



Raw file	Scan	Method	Score	m/z	Gene names
20140602_QEp4_FaHo_SA_RCO1_03	3799	FTMS; HCD	73.23	470.29	TRX2;TRX1



20140602_QEp4_FaHo_SA_380 FTMS; 107.9 589.2 TY1B-ML1;TY1B-BR;TY1B-H;TY1B-MR2;TY1B-OR;TY1B-DR1;TY1B-NL2;TY1B-PR2;TY1B-DR5;TY1B-PR1;TY1B-JR2;TY1B-NL1;TY1B-OL;TY1B-LR4;TY1B-ML2;TY1B-DR3

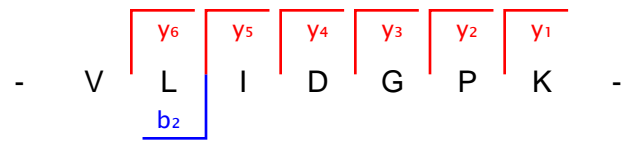
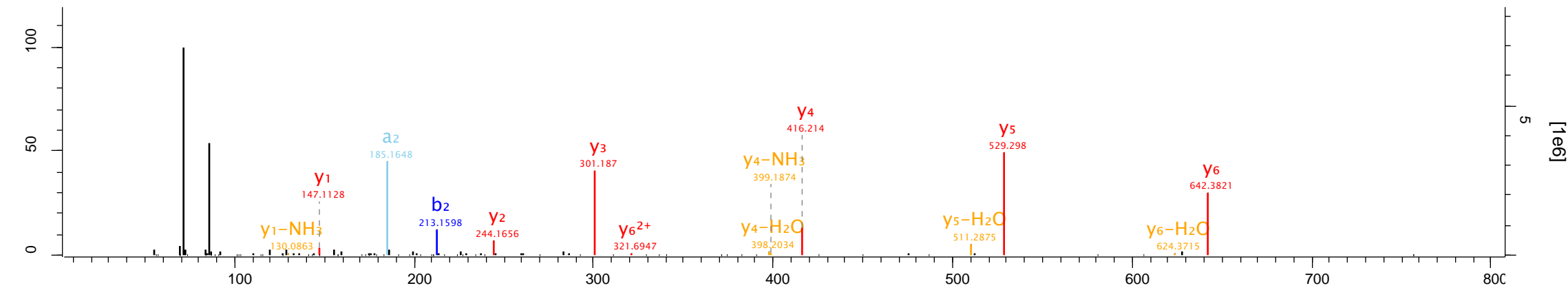


- S L E D N E T E I K -

b₂ b₃ b₄

y₈ y₇ y₆ y₅ y₄ y₃ y₂ y₁

Raw file	Scan	Method	Score	m/z	Gene names
20140602_QEp4_FaHo_SA_RCO1_03	4101	FTMS; HCD	122.79	371.23	RPL14B;RPL14A

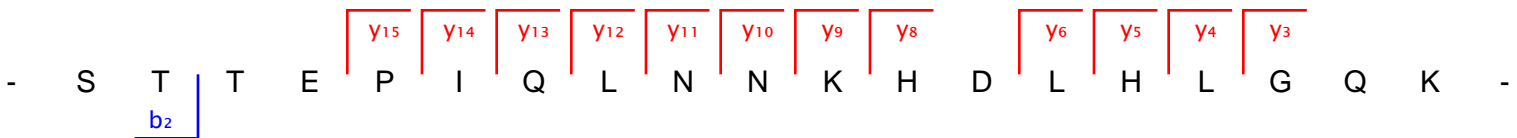
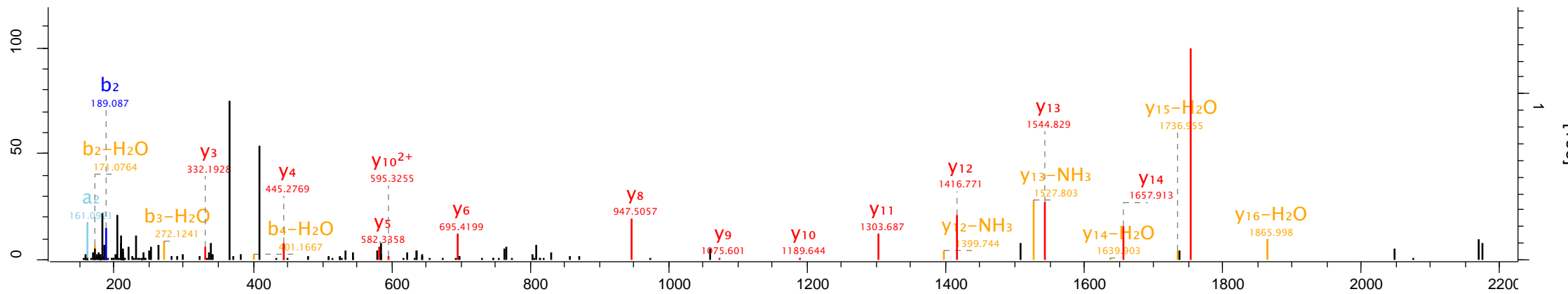


Raw file

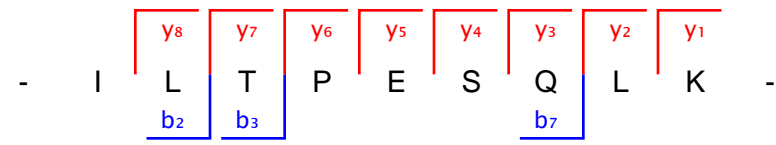
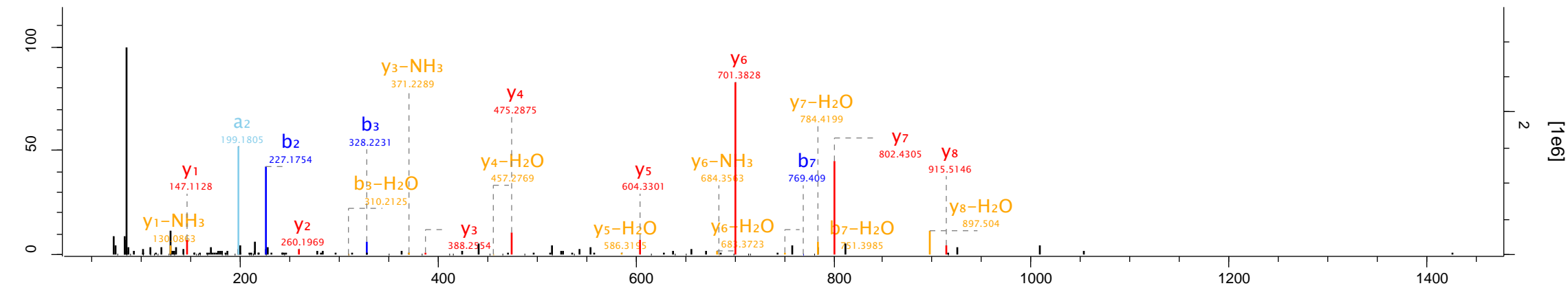
Scan Method Score m/z Gene names

20140602_QEp4_FaHo_SA_RCO1_03

4645 FTMS; HCD 83.76 544.29 TY1B-ML1;TY1B-BR;TY1B-H;TY1B-MR2;TY1B-OR;TY1B-NL2;TY1B-PR2;TY1B-DR5;TY1B-PR1;TY1B-JR2;TY1B-DR3

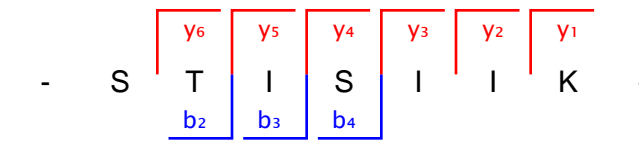
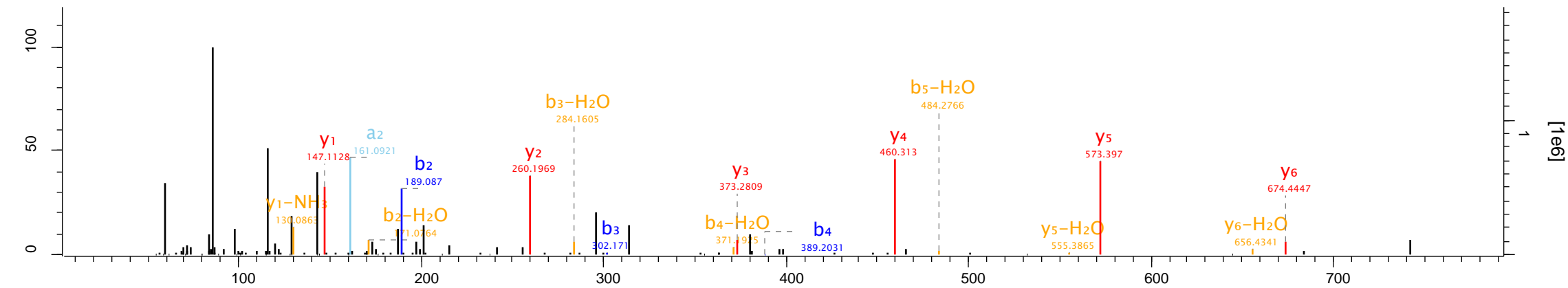


Raw file	Scan	Method	Score	m/z	Gene names
20140602_QEp4_FaHo_SA_RCO1_03	4931	FTMS; HCD	121.64	514.8	RPL7A;RPL7B

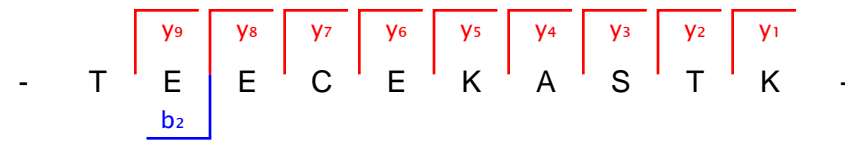
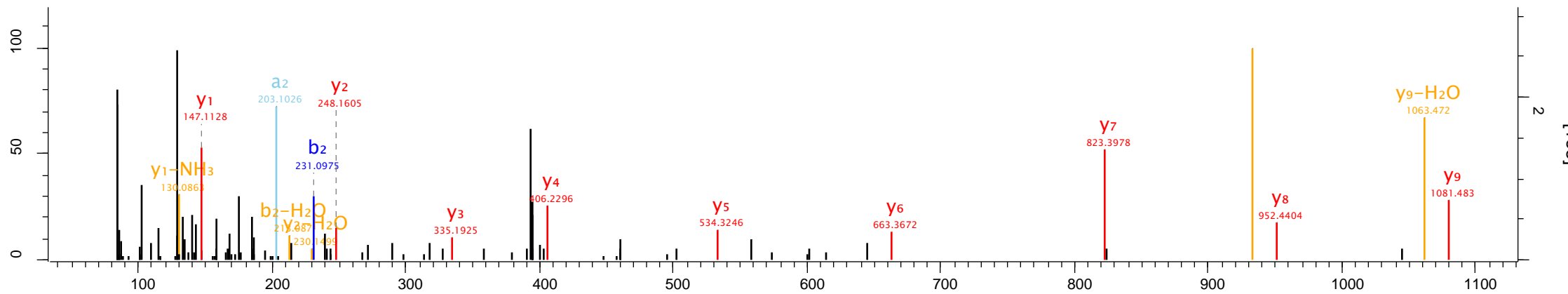


Raw file Scan Method Score m/z Gene names

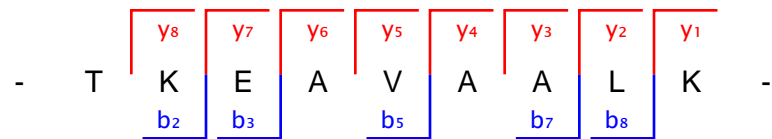
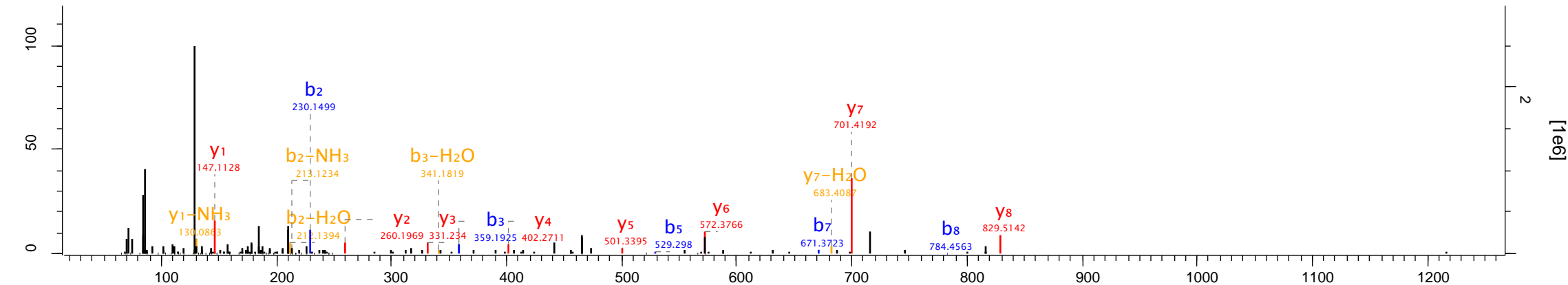
20140602_QEp4_FaHo_SA_R15100_FTMS; 107.5 381.2 TY1B-DR1;TY1B-NL2;TY1B-PR1;TY2B-C;TY1B-OL;TY1B-LR4;TY1B-ML2;TY1B-DR3;TY1B-PL;TY1B-LR2;TY1B-DR6;TY1B-A;TY2B-B;TY2B-GR2;TY2B-F;TY2B-GR1;TY



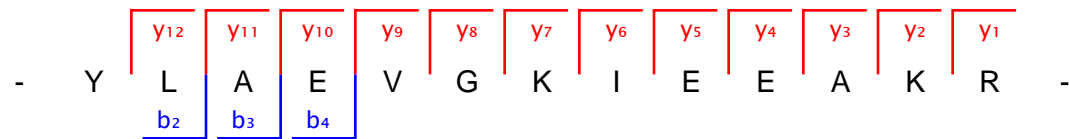
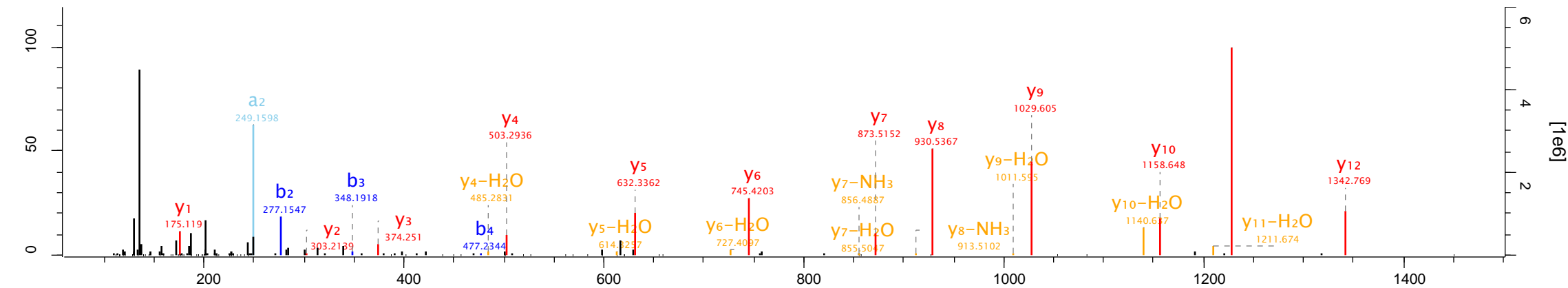
20140602_QEp4_FaHo_SA_RSC2_0 1715 FTMS; HCD 79.66 394.85 TY1A-PR1;TY1A-A;TY1A-DR4;TY1B-PR1;TY1B-JR2;TY1A-PL;TY1A-LR2;TY1A-ER1;TY1A-DR6;TY1B-OL;TY1B-LR4;TY1B-ML2;TY1B-PR3;TY1B-PL;TY1B-L



Raw file	Scan	Method	Score	m/z	Gene names
20140602_QEp4_FaHo_SA_RSC2_01	2857	FTMS; HCD	73.33	465.79	RPL4B;RPL4A

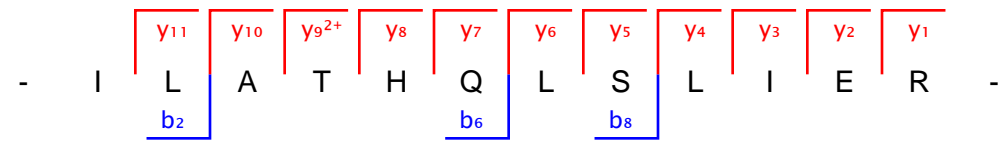
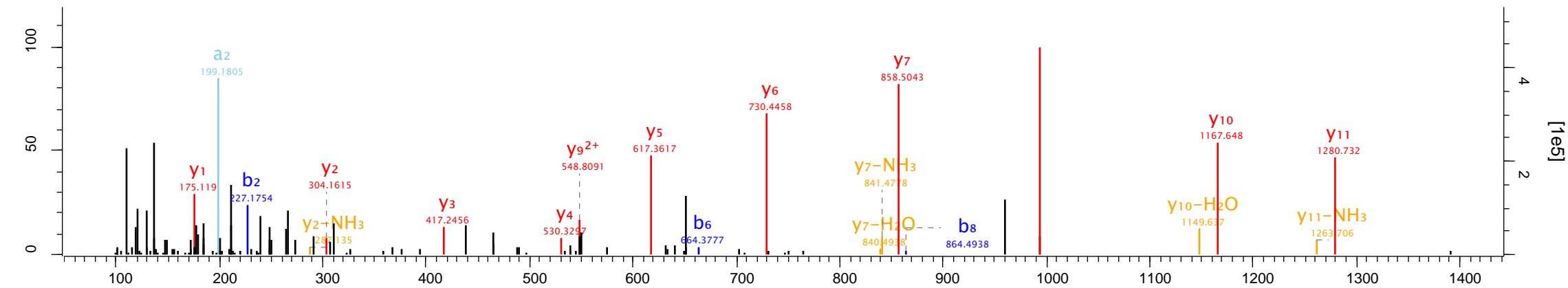


Raw file	Scan	Method	Score	m/z	Gene names
20140602_QEp4_FaHo_SA_RSC2_02	4397	FTMS; HCD	136.93	502.62	HXT6;HXT7

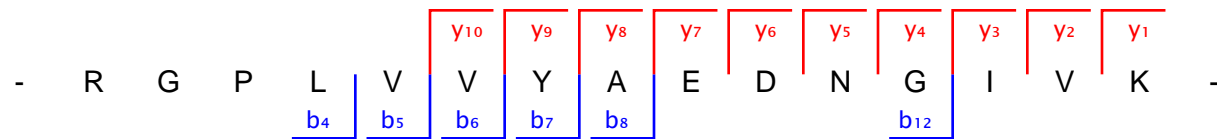
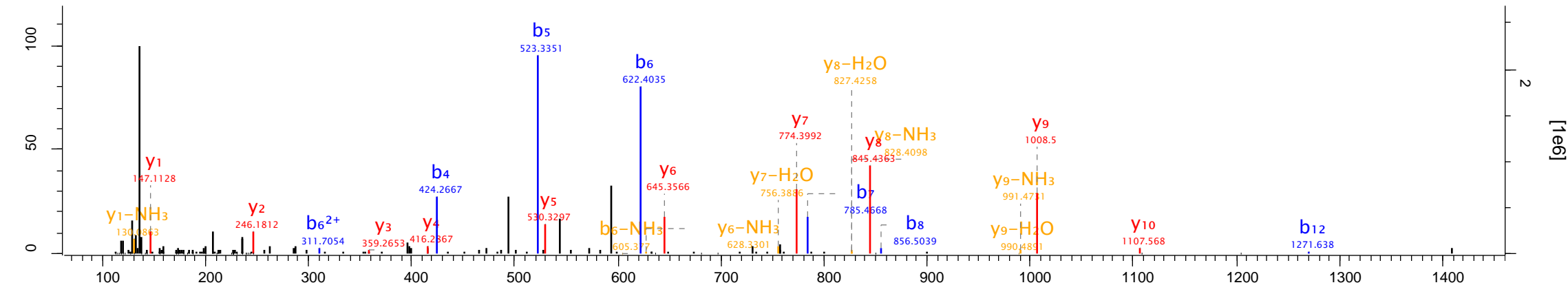


Raw file Scan Method Score m/z Gene names

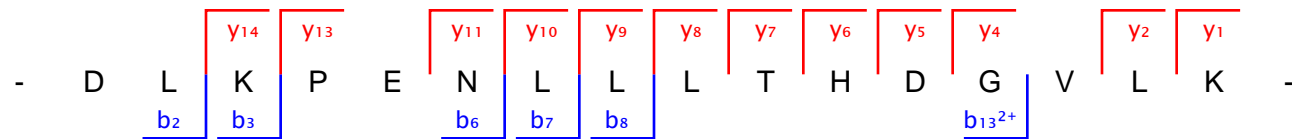
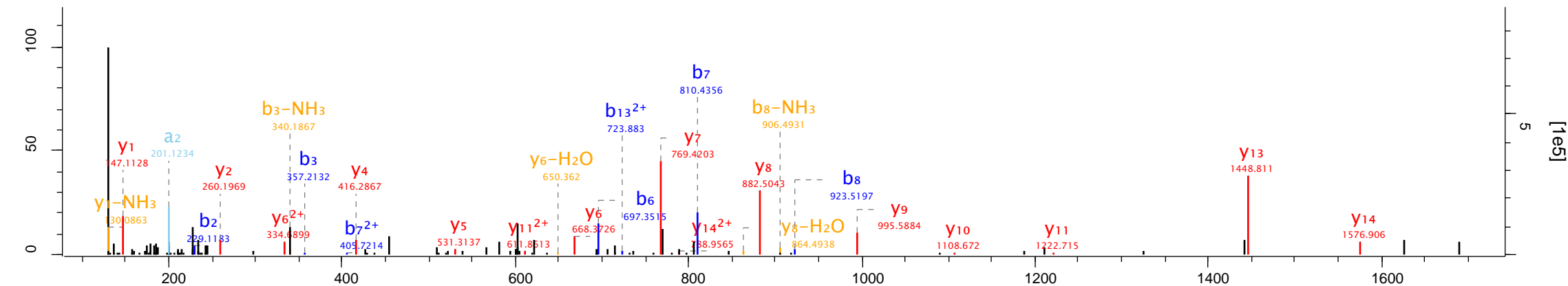
20140602_QEp4_FaHo_SA_RSC2_02 6702 FTMS; HCD 102.87 465.28 YOR1



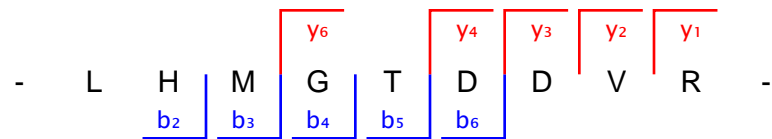
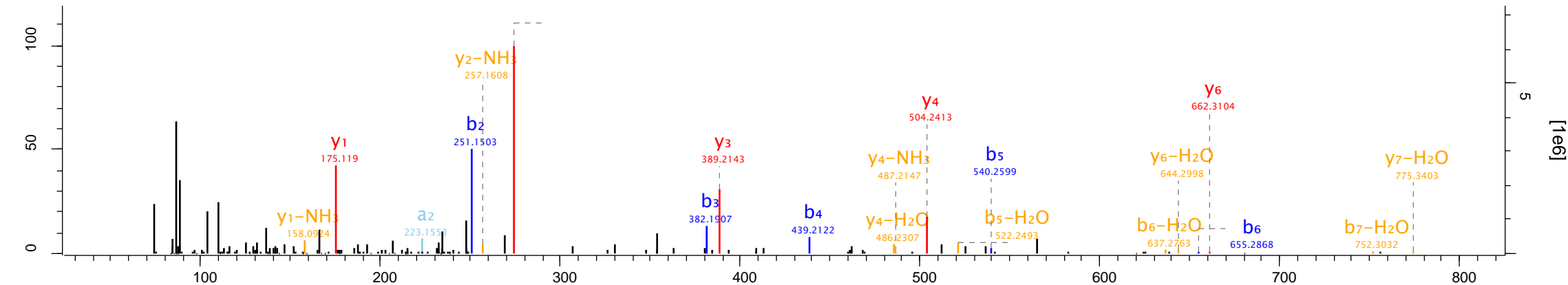
Raw file	Scan	Method	Score	m/z	Gene names
20140602_QEp4_FaHo_SA_RSC2_02	6784	FTMS; HCD	101.2	544.31	RPL4B;RPL4A



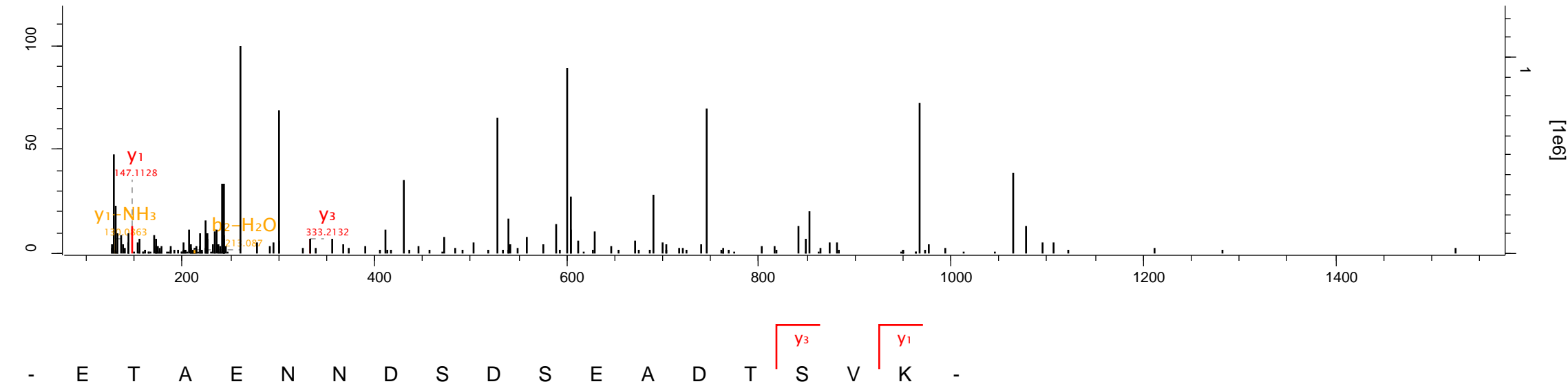
Raw file	Scan	Method	Score	m/z	Gene names
20140602_QEp4_FaHo_SA_RSC2_02	8436	FTMS; HCD	91.93	602.34	SAT4



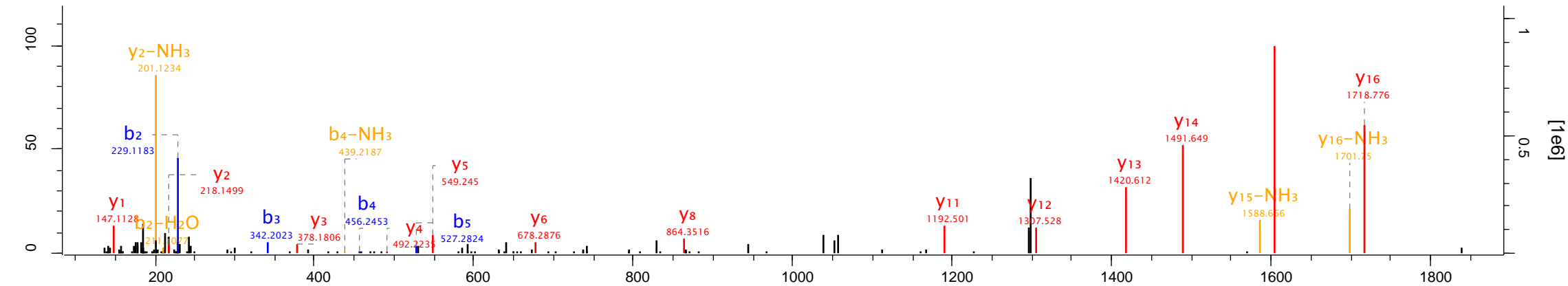
Raw file	Scan	Method	Score	m/z	Gene names
20140602_QEp4_FaHo_SA_RSC2_03	3050	FTMS; HCD	88.92	348.5	RPL31A



Raw file	Scan	Method	Score	m/z	Gene names
20140602_QEp4_FaHo_SA_RSC2_03	4541	FTMS; HCD	0.45	604.92	YME2



Raw file	Scan	Method	Score	m/z	Gene names
20140602_QEp4_FaHo_SA_RSC2_03	6503	FTMS; HCD	90.39	649.97	ATO3

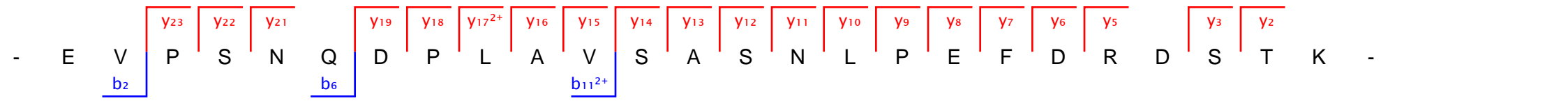
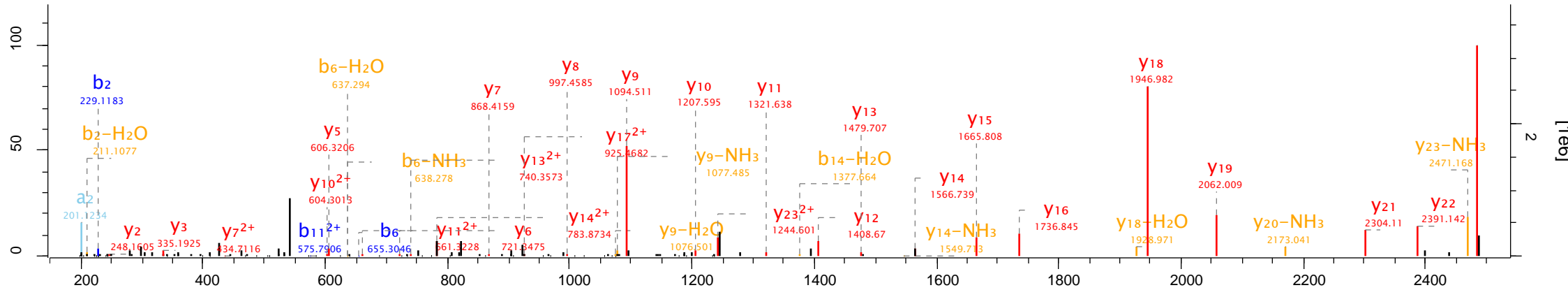


- D L L N A L D R G D G E E G N C A K -

b₂
b₃
b₄
b₅
y₁₆
y₁₅
y₁₄
y₁₃
y₁₂
y₁₁
y₈
y₆
y₅
y₄
y₃
y₂
y₁

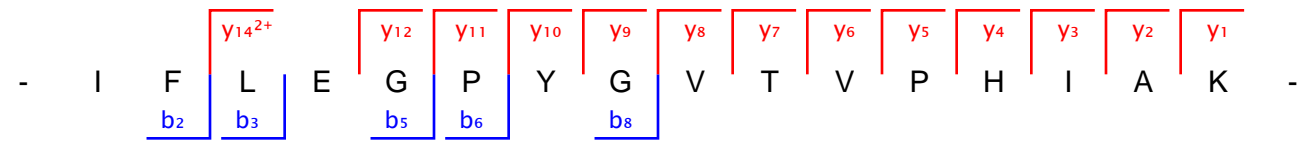
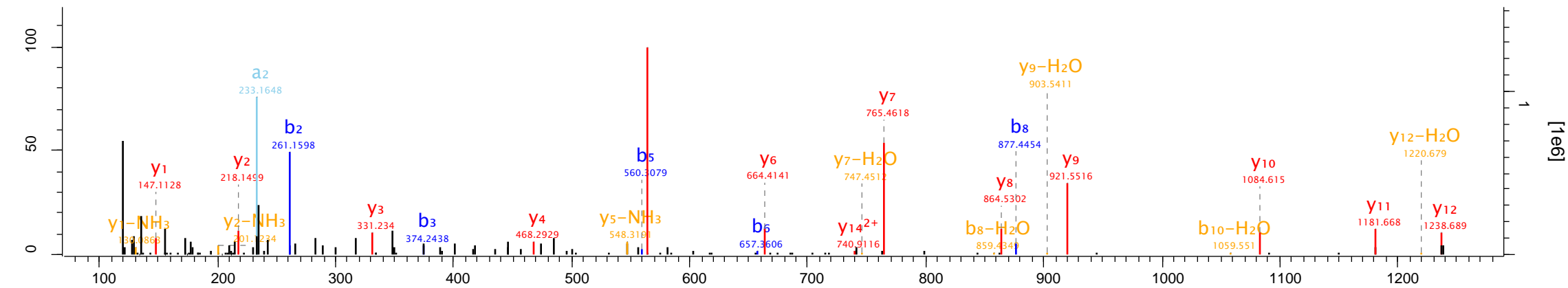
Raw file Scan Method Score m/z Gene names

20140602_QEp4_FaHo_SA_RSC2_C 8010 FTMS; 136.57 906.44 TY2B-C;TY2B-GR2;TY2B-F;TY2B-GR1;TY2A-GR1;TY2B-OR1;TY2A-DR2;TY2B-DR1;TY2B-DR3;TY2B-LR1;TY2B-OR2;TY2A-OR1;TY2A-LR2;TY2A-OR2;TY2



Raw file Scan Method Score m/z Gene names

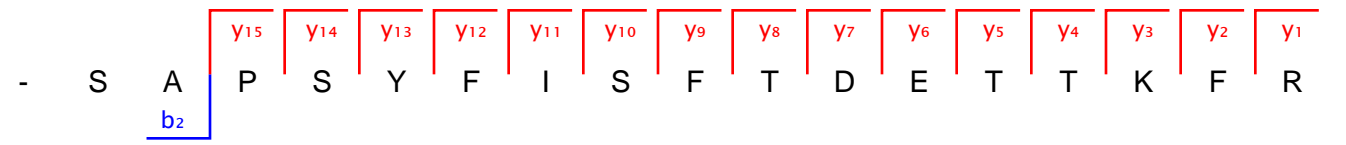
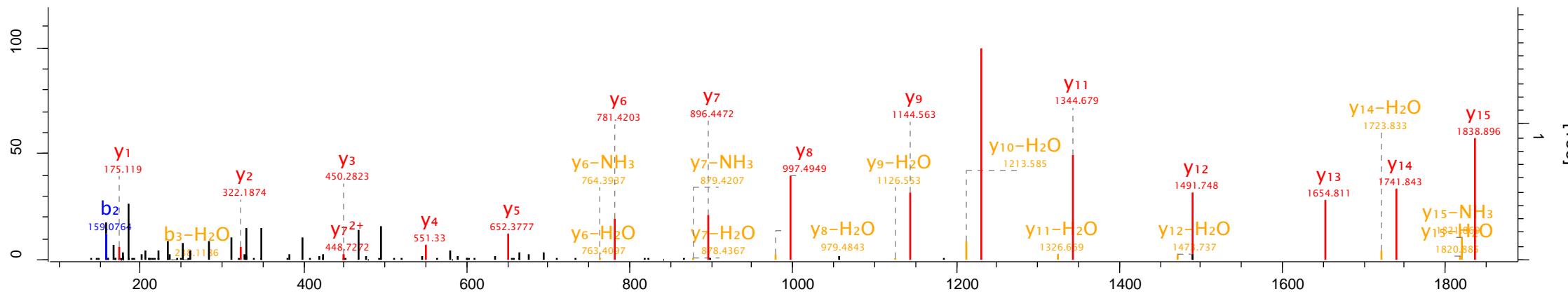
20140602_QEp4_FaHo_SA_RSC2_03 9025 FTMS; HCD 115.68 581.33 FRE1



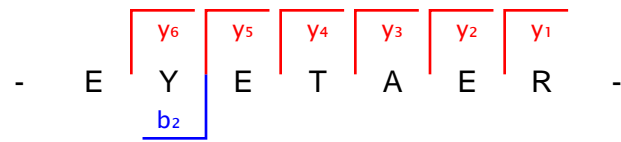
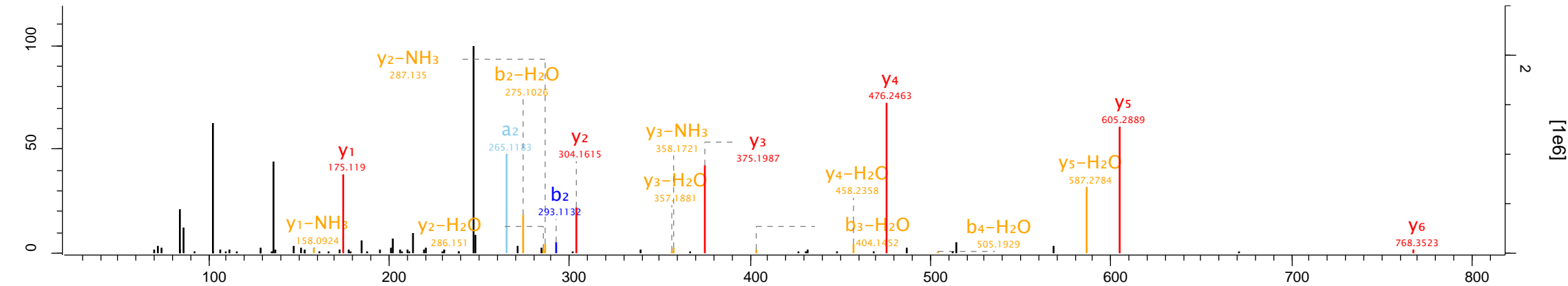
Raw file

Scan Method Score m/z Gene names

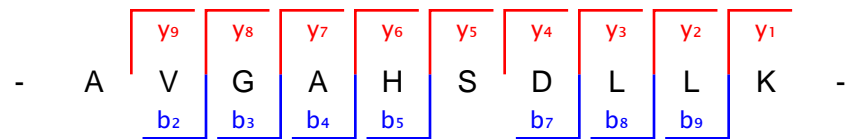
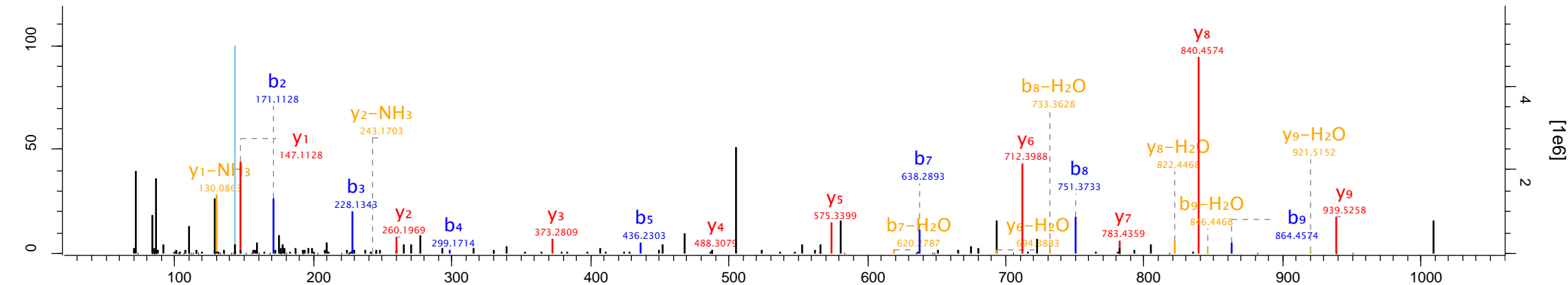
20140602_QEp4_FaHo_SA_RSC2_0 9414 FTMS; HCC 150.39 666.33 TY1B-ML1;TY1B-BR;TY1B-H;TY1B-MR2;TY1B-OR;TY1B-NL2;TY1B-PR2;TY1B-DR5;TY1B-PR1;TY1B-JR2;TY1B-NL1;TY1B-OL;TY1B-ML2;TY1B-PR3;TY1B-



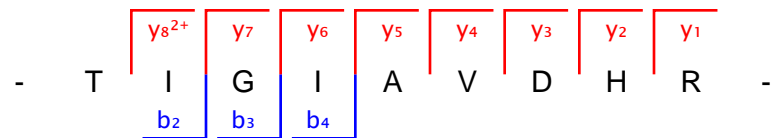
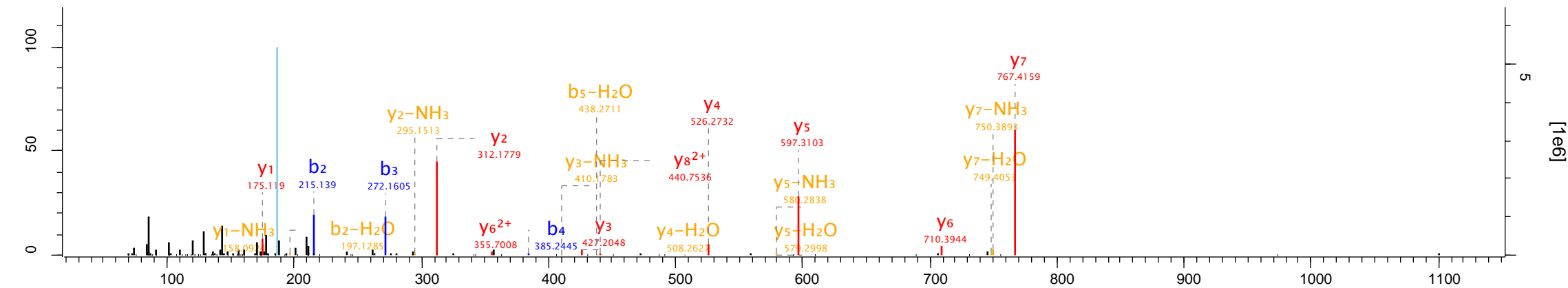
Raw file	Scan	Method	Score	m/z	Gene names
20140602_QEp4_FaHo_SA_RSC4_01	2251	FTMS; HCD	107.59	449.2	RPL7A;RPL7B



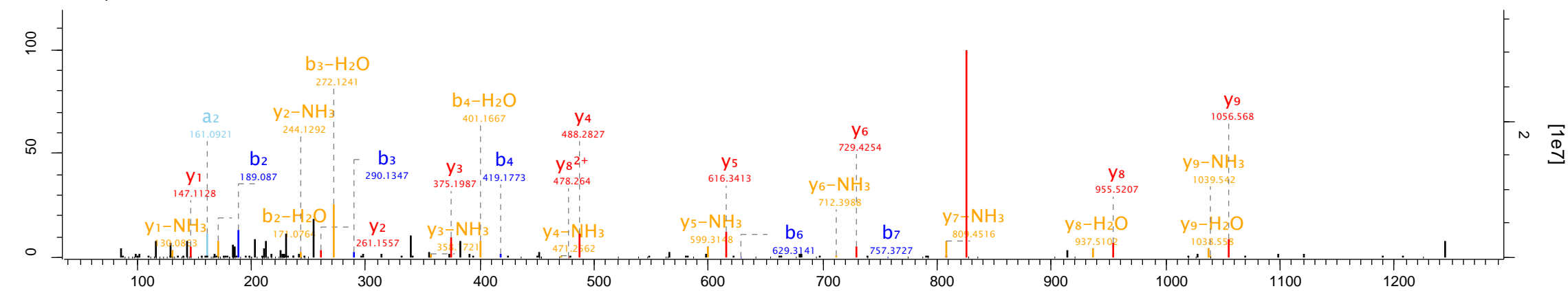
Raw file	Scan	Method	Score	m/z	Gene names
20140602_QEp4_FaHo_SA_RSC4_01	3289	FTMS; HCD	136.52	505.79	RPL4B;RPL4A



Raw file	Scan	Method	Score	m/z	Gene names
20140602_QEp4_FaHo_SA_RSC4_01	3708	FTMS; HCD	134.05	491.28	RPL13B;RPL13A



20140602_QEp4_FaHo_4Q(F)FTMS(1)160:622:1 TY1B-ML1;TY1B-BR;TY1A-PR1;TY1A-A;TY1A-DR4;TY1B-H;TY1B-MR2;TY1B-OR;TY1B-DR1;TY1B-NL2;TY1B-PR2;TY1B-DR5;TY1B-PR1;TY1B-JR2;TY1A-PL;TY1A-LR2;TY1A-B



- S T T E P I Q L N N K -

b₂ b₃ b₄ b₆ b₇

[1e7]

Raw file

Scan

Method

Score

m/z

Gene names

20140602_QEp4_FaHo_SA_RSC4_01

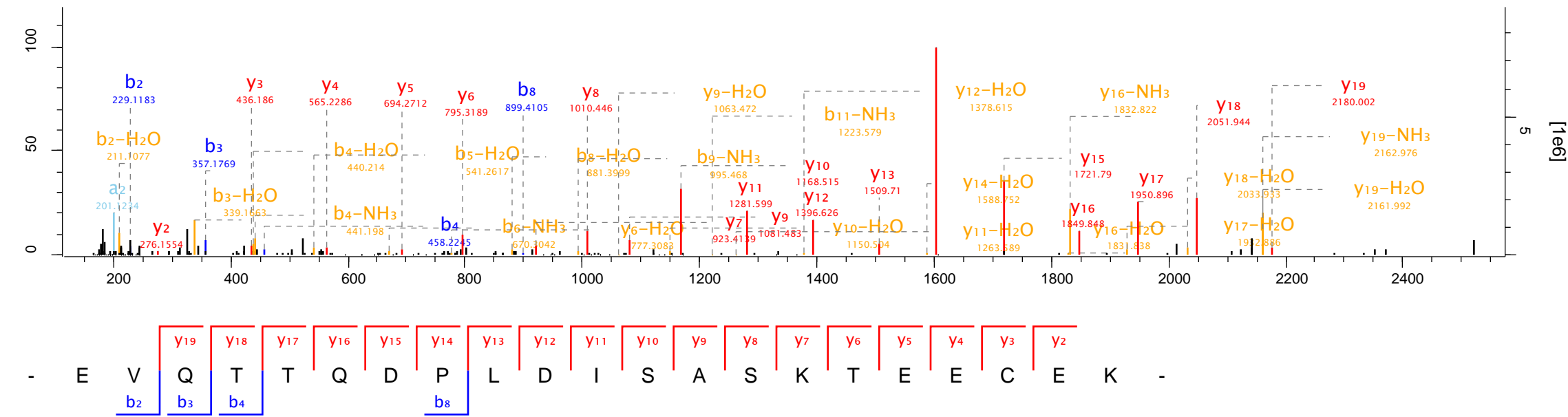
5057

FTMS; HCD

189.51

803.71

TY1A-DR2;TY1B-BL;TY1B-MR1;TY1A-MR1



Raw file

Scan

Method

Score

m/z

Gene names

20140602_QEp4_FaHo_SA_RSC4_01

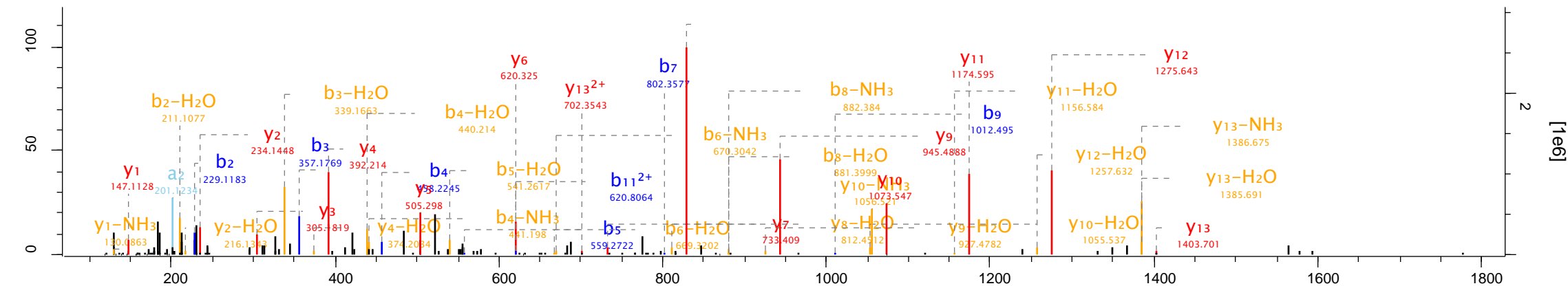
5705

FTMS; HCD

160.81

816.91

TY1A-DR2;TY1B-BL;TY1B-MR1;TY1A-MR1



-

E

V

y13

Q

y12

T

y11

T

y10

Q

y9

D

y8

P

y7

L

y6

D

y5

I

y4

S

y3

A

y2

S

y1

K

-

b2

b3

b4

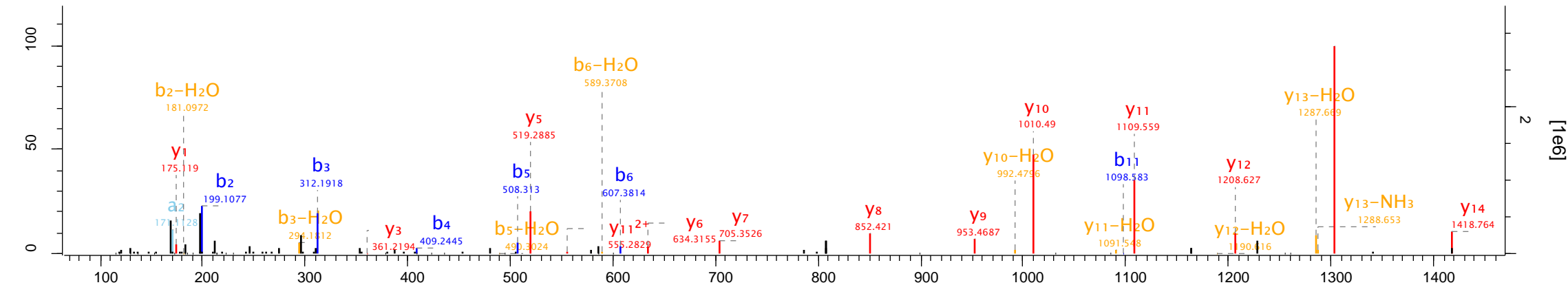
b5

b7

b9

b11²⁺2
[1e6]

Raw file	Scan	Method	Score	m/z	Gene names
20140602_QEp4_FaHo_SA_RSC4_01	8772	FTMS; HCD	109.14	808.94	ILV1



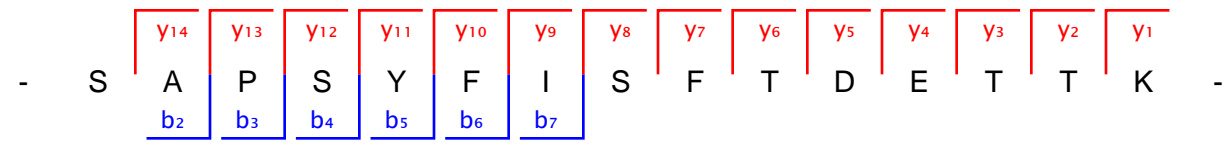
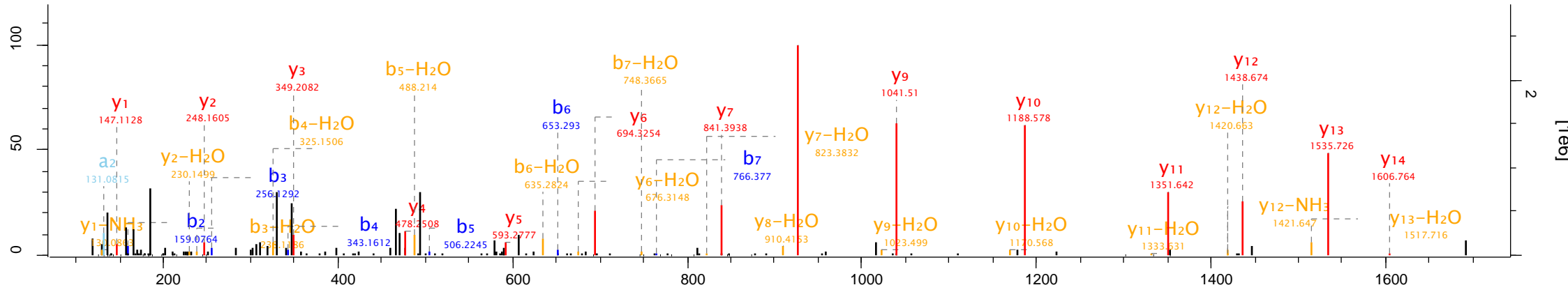
- T P L P V V G T F A D G T S V R -

b₂
b₃
b₄
b₅
b₆
b₁₁

y₁₄
y₁₃
y₁₂
y₁₁
y₁₀
y₉
y₈
y₇
y₆
y₅
y₃
y₁

Raw file Scan Method Score m/z Gene names

20140602_QEp4_FaHo_SA_RSC4_18929 FTMS; 153.2 847.4 TY1B-ML1;TY1B-BR;TY1B-H;TY1B-MR2;TY1B-OR;TY1B-NL2;TY1B-PR2;TY1B-DR5;TY1B-PR1;TY1B-JR2;TY1B-NL1;TY1B-OL;TY1B-ML2;TY1B-PR3;TY1B-BL;

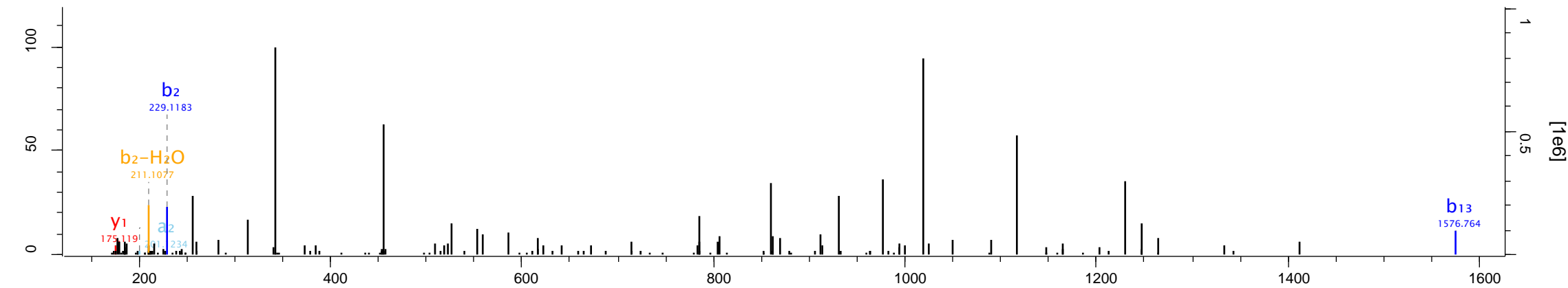


Raw file

Scan Method Score m/z Gene names

20140602_QEp4_FaHo_SA_RSC4_01

9096 FTMS; HCD 3.06 786.41 UME6



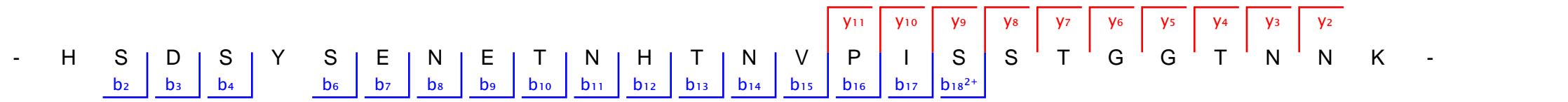
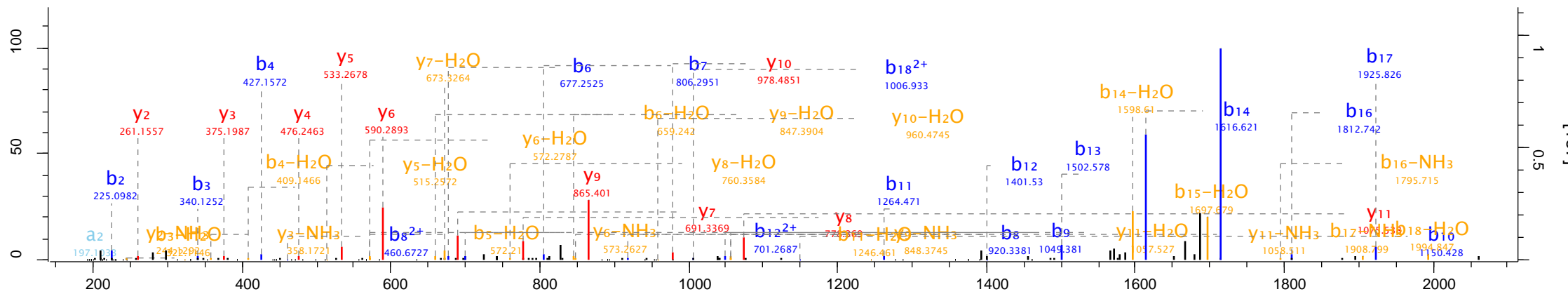
- L D E N E S K I N I S F W L N S K Y R -

b₂ b₁₃ y₁

Raw file

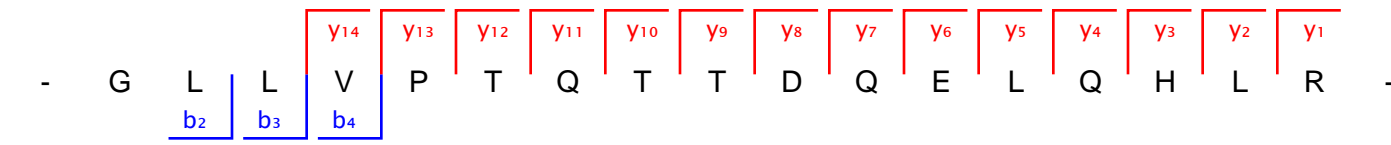
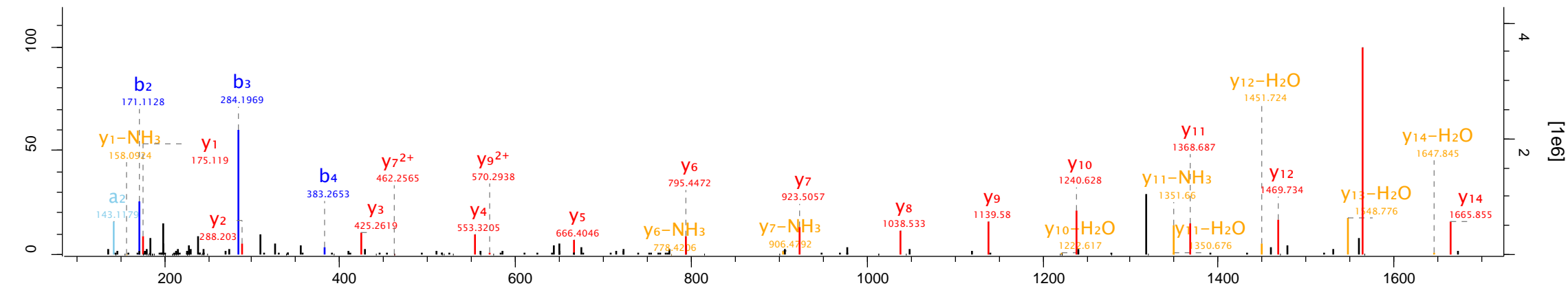
Scan Method Score m/z Gene names

20140602_QEp4_FaHo_SA_RSC4_0 3219 FTMS; HCC 164.05 698.56 TY1B-ML1;TY1B-MR2;TY1B-OR;TY1B-DR1;TY1B-PR2;TY1B-DR5;TY1B-PR1;TY1B-JR2;TY1B-OL;TY1B-LR4;TY1B-ML2;TY1B-DR3;TY1B-PL;TY1B-LR2;TY1



Raw file Scan Method Score m/z Gene names

20140602_QEp4_FaHo_SA_RSC4_02 7587 FTMS; HCD 157.68 650.69 TIF6

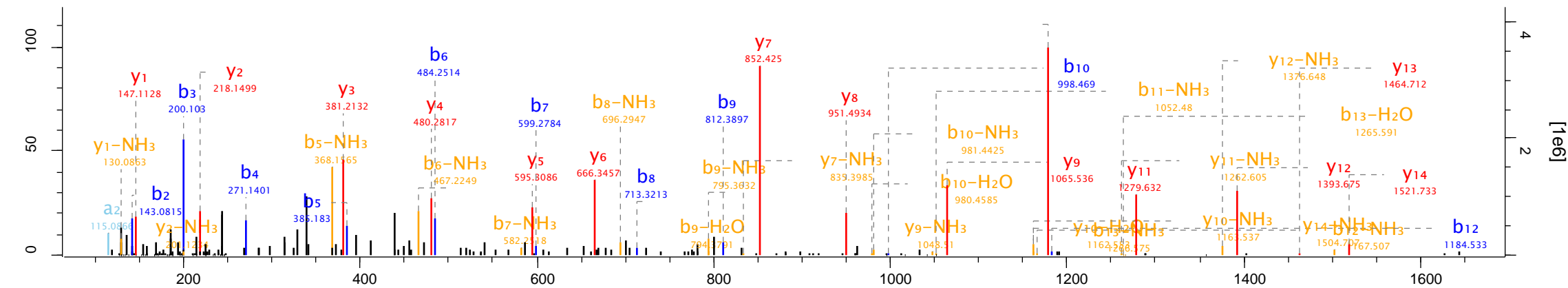


Raw file

Scan Method Score m/z Gene names

20140602_QEp4_FaHo_SA_RSC4_02

8241 FTMS; HCD 209.6 832.41 RPP1B



- A A A G A N V D N V W A D V Y A K -

b₂ b₃ b₄ b₅ b₆ b₇ b₈ b₉ b₁₀ b₁₂

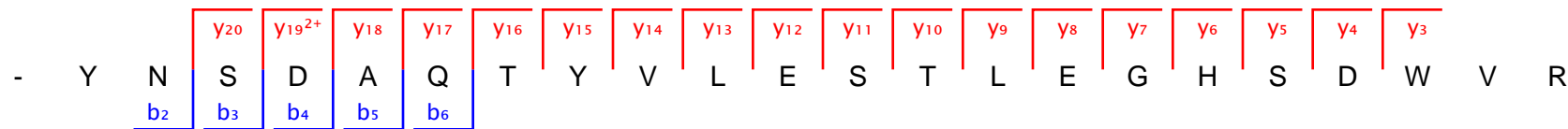
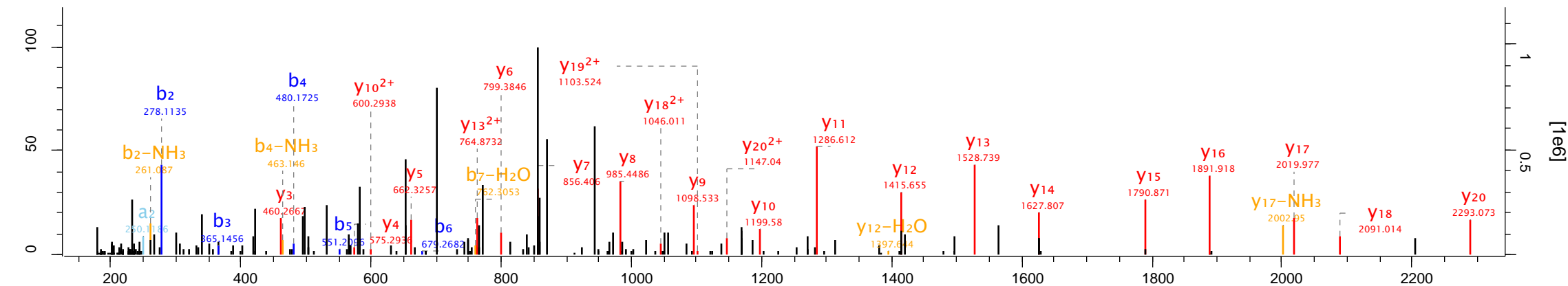
y₁₄ y₁₃ y₁₂ y₁₁ y₁₀ y₉ y₈ y₇ y₆ y₅ y₄ y₃ y₂ y₁

Raw file

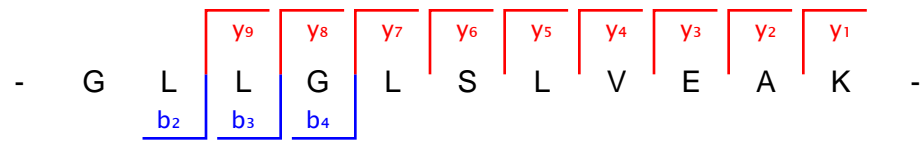
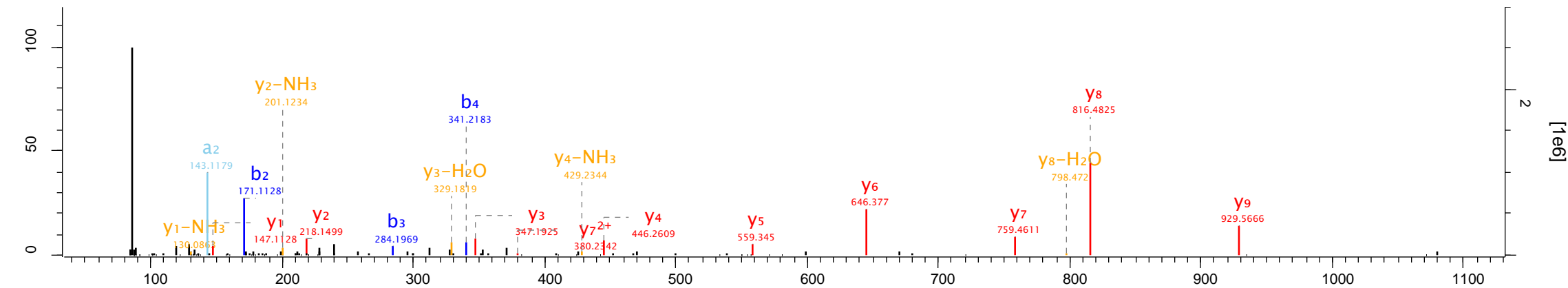
20140602_QEp4_FaHo_SA_RSC4_02

Scan Method Score m/z Gene names

9555 FTMS; HCD 64.86 857.73 SEC13

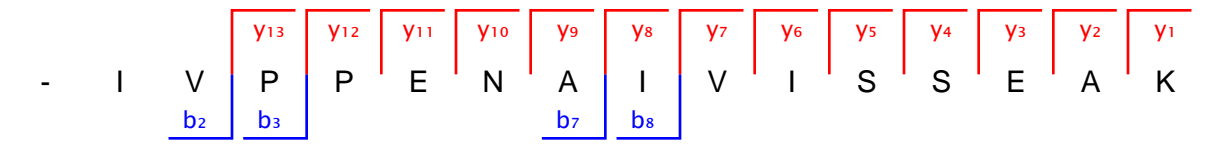
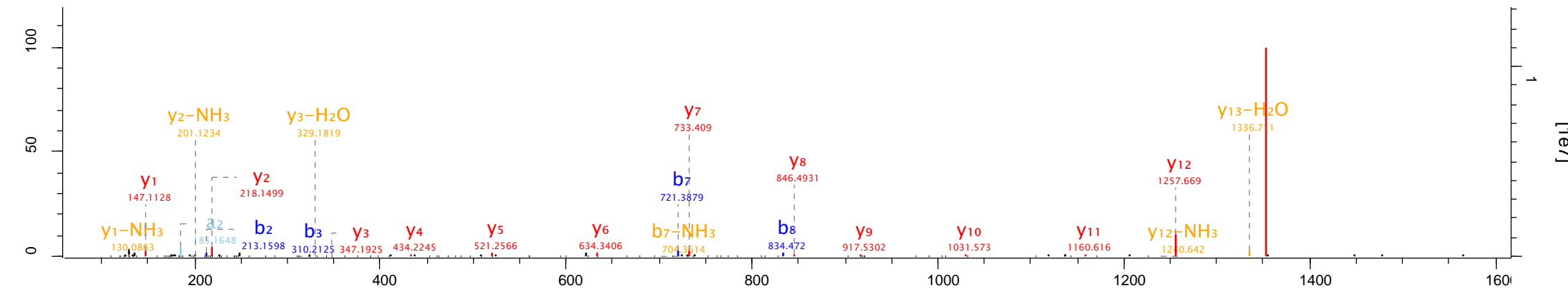


Raw file	Scan	Method	Score	m/z	Gene names
20140602_QEp4_FaHo_SA_RSC4_02	9910	FTMS; HCD	108.7	550.34	MNP1



Raw file Scan Method Score m/z Gene names

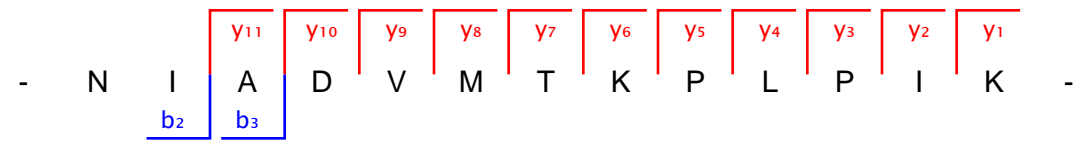
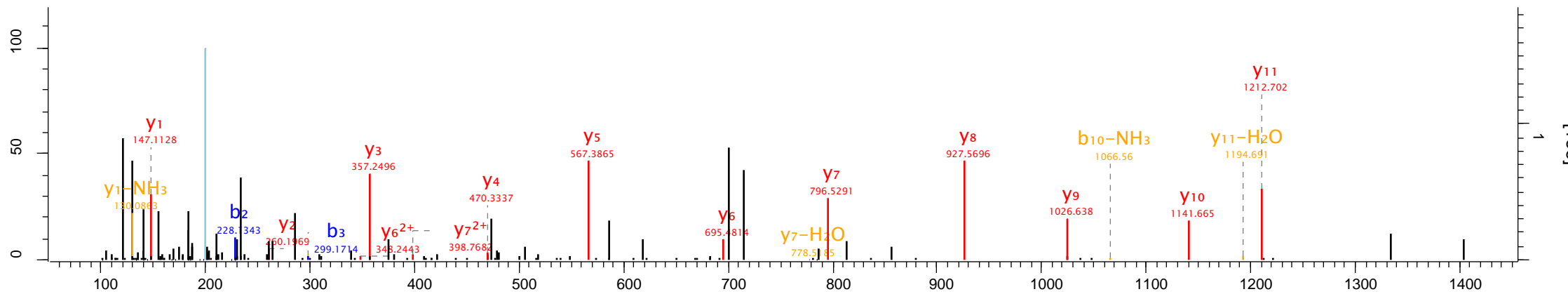
20140602_QEp4_FaHo_SA_RSC4_03 7110 FTMS; HCD 102.64 784.44 MIC26



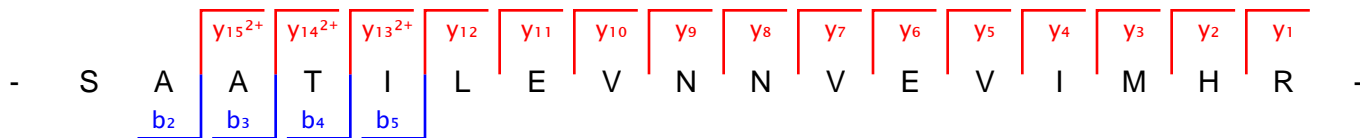
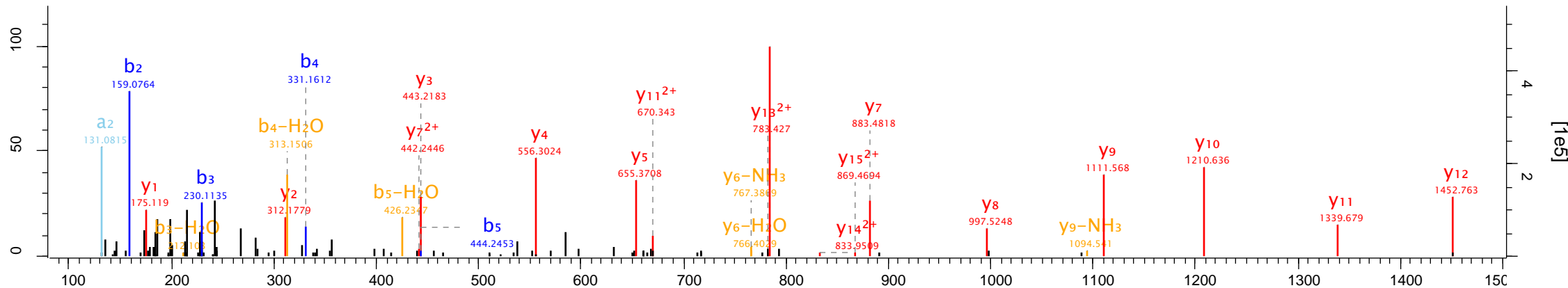
Raw file

Sca Metho Sco m/z Gene names

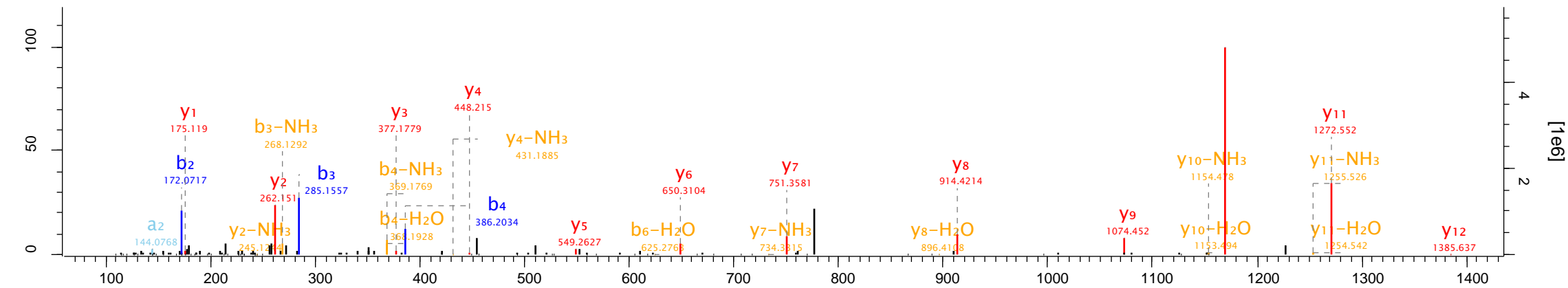
20140602_QEp4_Fal 79! FTMSC 740! 480 TY1B-ML1;TY1B-BR;TY1B-H;TY1B-MR2;TY1B-OR;TY1B-DR1;TY1B-NL2;TY1B-PR2;TY1B-DR5;TY1B-PR1;TY1B-JR2;TY1B-NL1;TY2B-C;TY1B-OL;TY1B-LR4;TY1B-ML2;TY1B-DR3;TY1



Raw file Scan Method Score m/z Gene names
 20140602_QEp4_FaHo_SA_RSC4_03 9400 FTMS; HCD 117 632.67 MRPL9



20140602_QEp4_FaHo_SA_436.FTMS; 128.2778.8 TY1B-ML1;TY1B-BR;TY1B-H;TY1B-MR2;TY1B-OR;TY1B-DR1;TY1B-NL2;TY1B-PR2;TY1B-DR5;TY1B-PR1;TY1B-JR2;TY1B-NL1;TY1B-OL;TY1B-LR4;TY1B-ML2;TY1B-DR3;



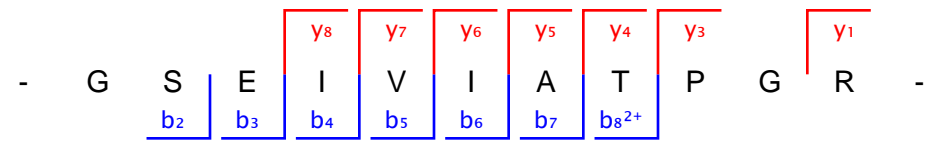
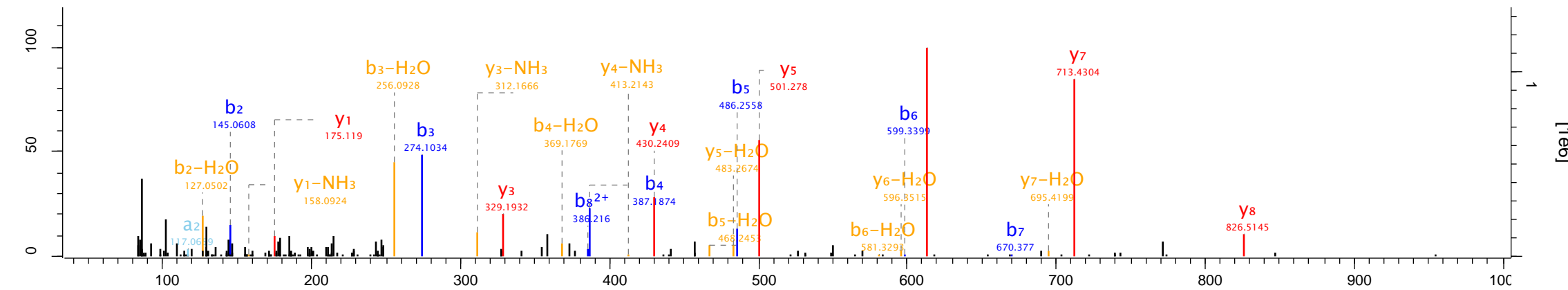
- N G I T P C Y T T T A D S R -

b₂ b₃ b₄

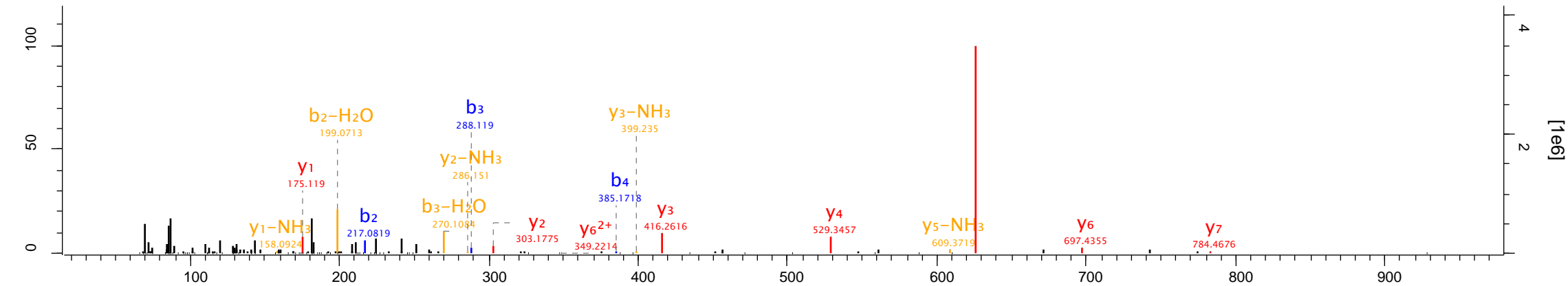
y₁₂ y₁₁ y₁₀ y₉ y₈ y₇ y₆ y₅ y₄ y₃ y₂ y₁

Raw file Scan Method Score m/z Gene names

20140602_QEp4_FaHo_SA_RSC8_01 5438 FTMS; HCD 111.86 550.31 DBP2



Raw file	Scan	Method	Score	m/z	Gene names
20140602_QEp4_FaHo_SA_RSC8_01	5917	FTMS; HCD	106.04	457.26	VTC1



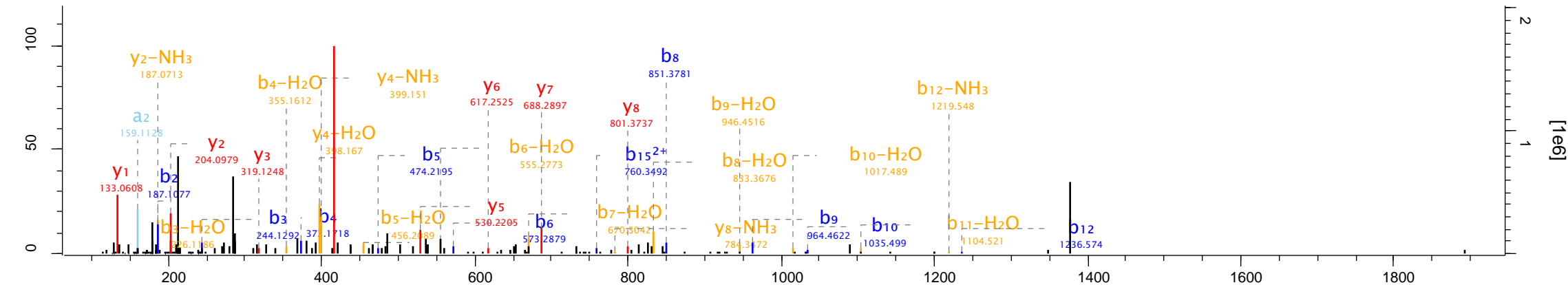
ac

- S S A P L L Q R -

b₂ b₃ b₄

y₇ y₆ y₅ y₄ y₃ y₂ y₁

Raw file	Scan	Method	Score	m/z	Gene names
20140602_QEp4_FaHo_SA_RSC8_01	6809	FTMS; HCD	113.65	826.38	ACPI



- S V G E T V D Y I A S N P D A N -

Fragmentation mapping:

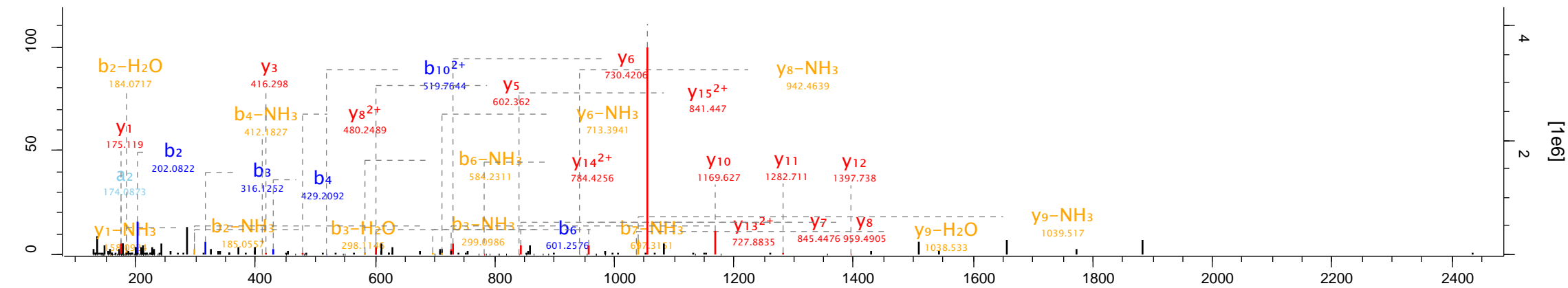
- b₂ (V), b₃ (G), b₄ (E), b₅ (T), b₆ (V)
- b₈ (Y), b₉ (I), b₁₀ (A)
- b₁₂ (N), b_{15²⁺} (A)

Y-ion fragmentation mapping:

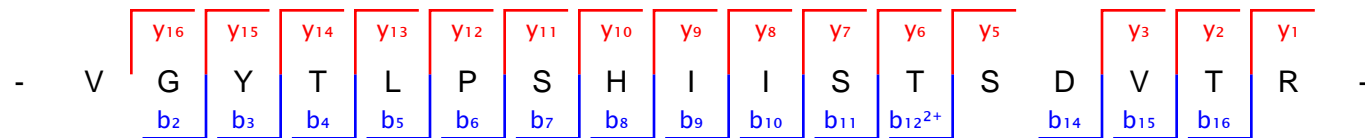
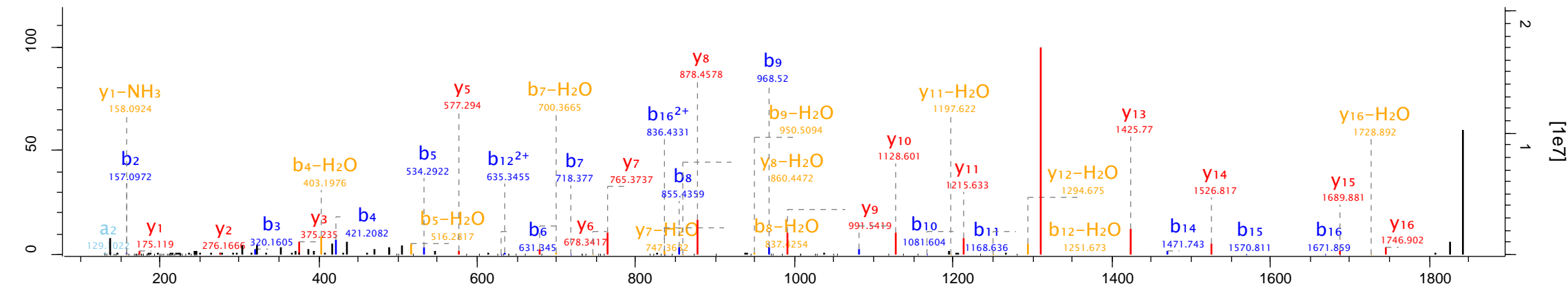
- y₁ (N), y₂ (A), y₃ (D), y₄ (P), y₅ (N), y₆ (S), y₇ (A), y₈ (I)

Raw file Scan Method Score m/z Gene names

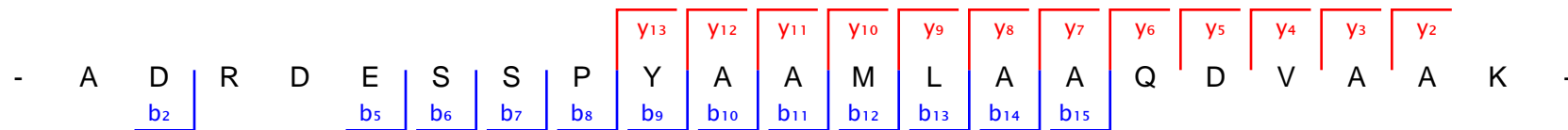
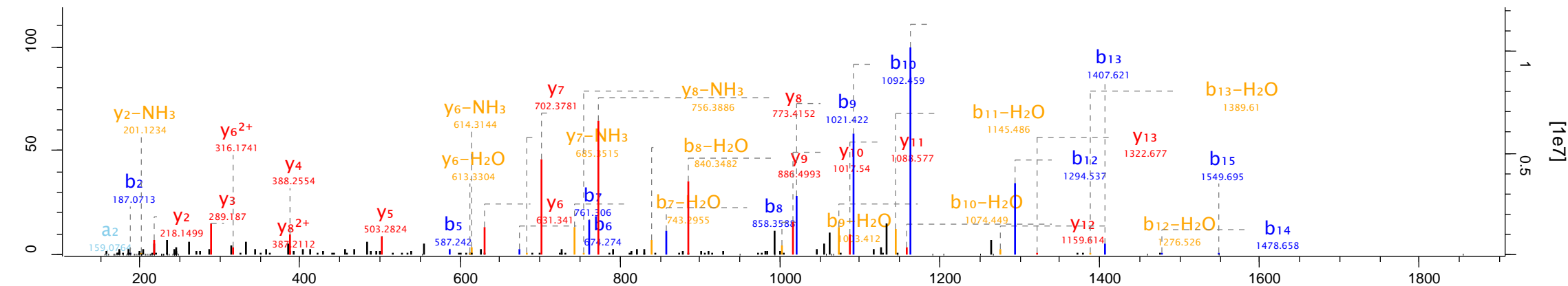
20140602_QEp4_FaHo_SA_RSC8_01 7530 FTMS; HCD 66.11 628.33 TY2B-C;TY2B-B;TY2B-GR1;TY2A-GR1;TY2B-OR1;TY2A-DR2;TY2B-DR1;TY2B-DR3;TY2B-LR1;TY2B-OR2;TY2A-OR1;TY2A-LR2;TY2A-OR2;TY2A-B



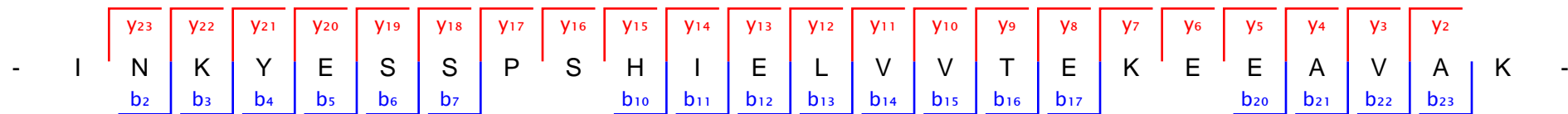
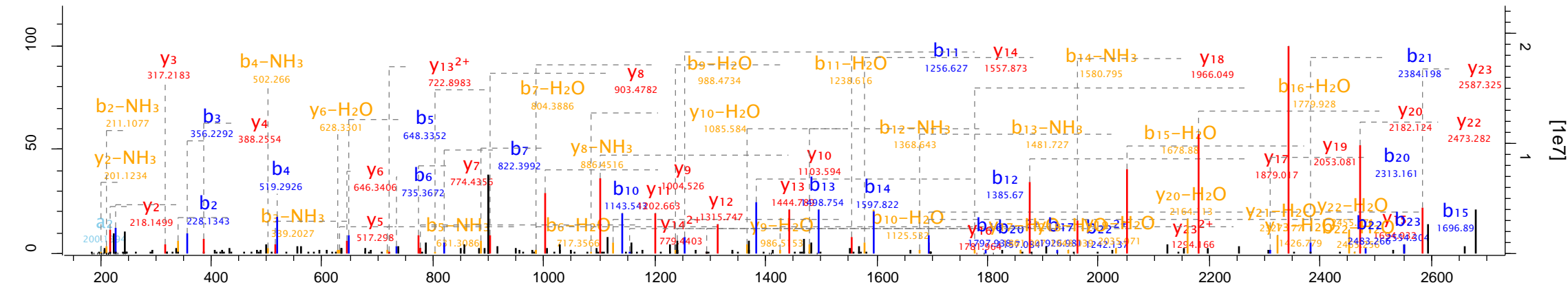
Raw file 20140602_QEp4_FaHo_SA_RSC8_01 Scan 9641 Method FTMS; HCD Score 195.92 m/z 923.99 Gene names RPL4B;RPL4A



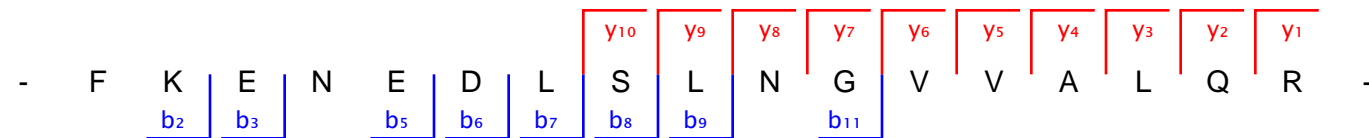
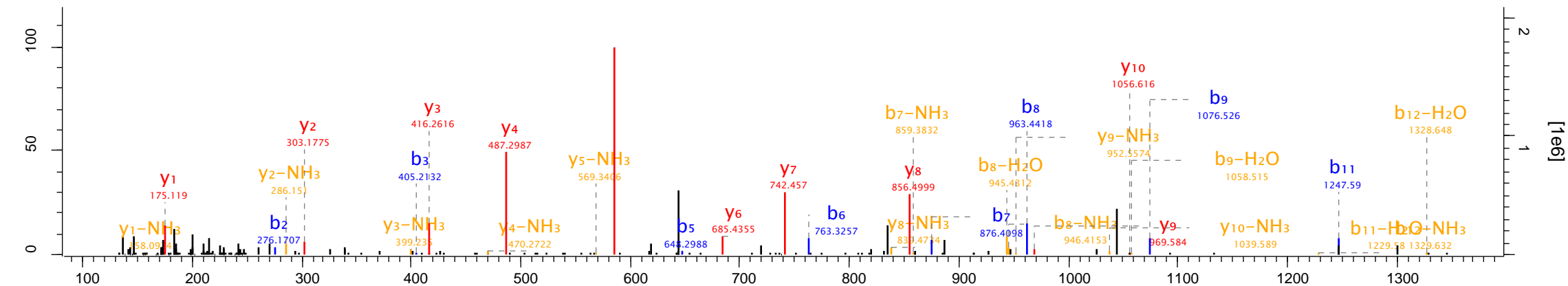
Raw file 20140602_QEp4_FaHo_SA_RSC8_01 Scan 9733 Method FTMS; HCD Score 140.73 m/z 727.35 Gene names RPS14B;RPS14A



Raw file Scan Method Score m/z Gene names
 20140602_QEp4_FaHo_SA_RSC8_01 10067 FTMS; HCD 299.56 901.14 RPL17A;RPL17B

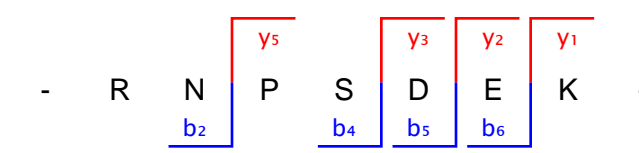
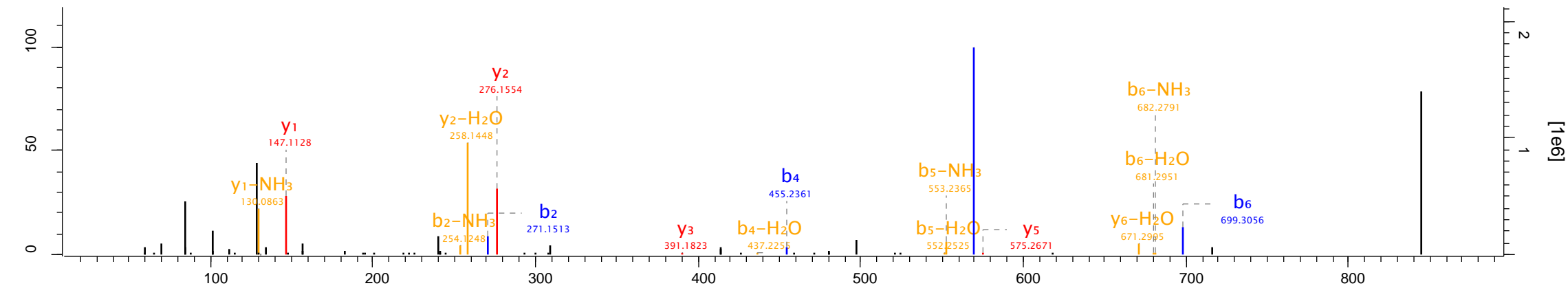


Raw file 20140602_QEp4_FaHo_SA_RSC8_01 Scan 10079 Method FTMS; HCD Score 107.73 m/z 645.01 Gene names RFA3

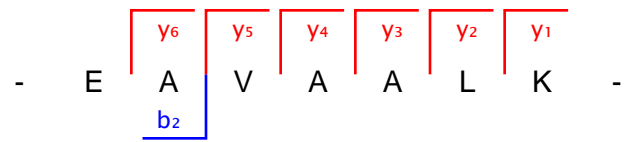
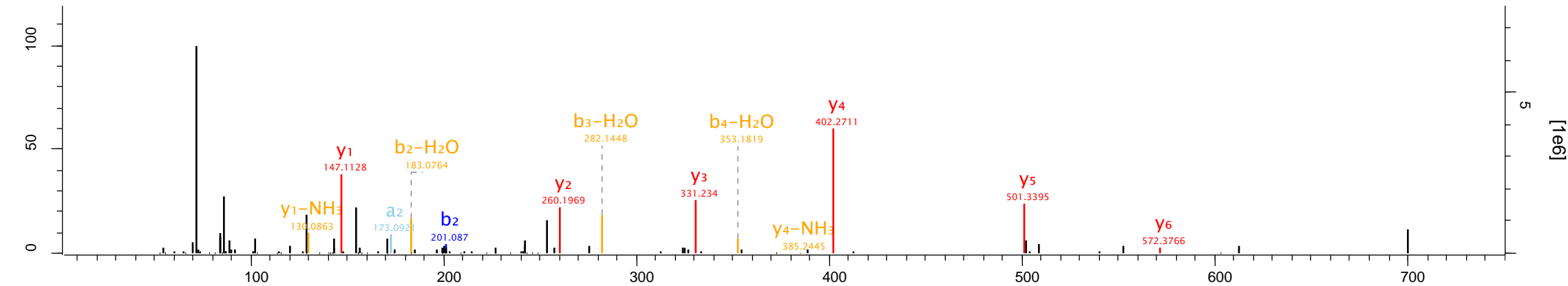


Raw file Scan Method Score m/z Gene names

20140602_QEp4_FaHo_SA_RSC8_02 177 FTMS; HCD 135.84 423.21 TY1B-ML1;TY1B-BR;TY1A-PR1;TY1A-A;TY1A-DR4;TY1B-H;TY1B-MR2;TY1B-OR;TY1B-DR1;TY1B-NL2;TY1B-PR2;TY1B-DR5;TY1B-PR1;TY1B-JR2;TY1

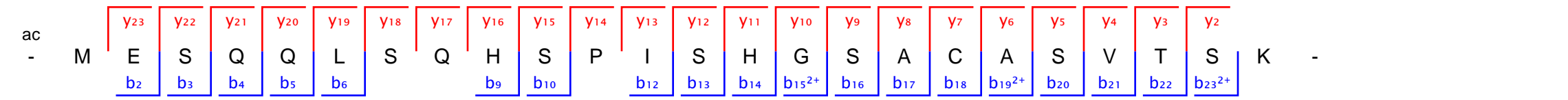
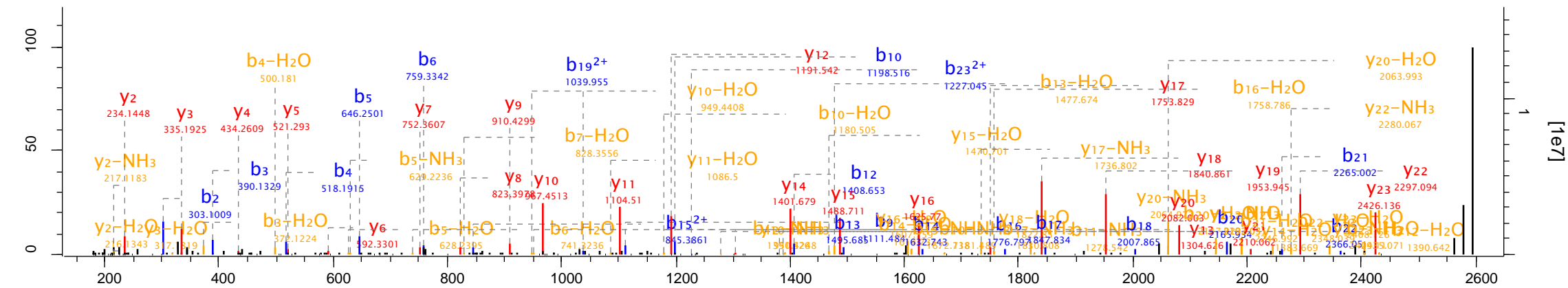


Raw file	Scan	Method	Score	m/z	Gene names
20140602_QEp4_FaHo_SA_RSC8_02	3398	FTMS; HCD	74.44	351.21	RPL4B;RPL4A

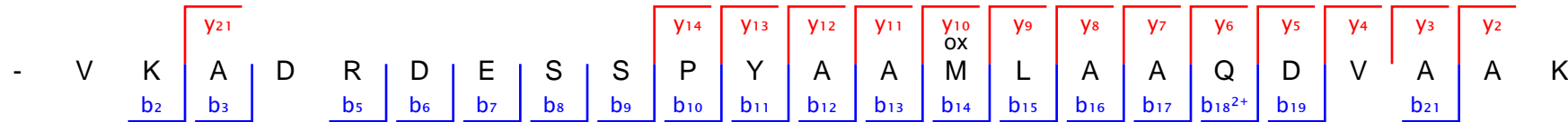
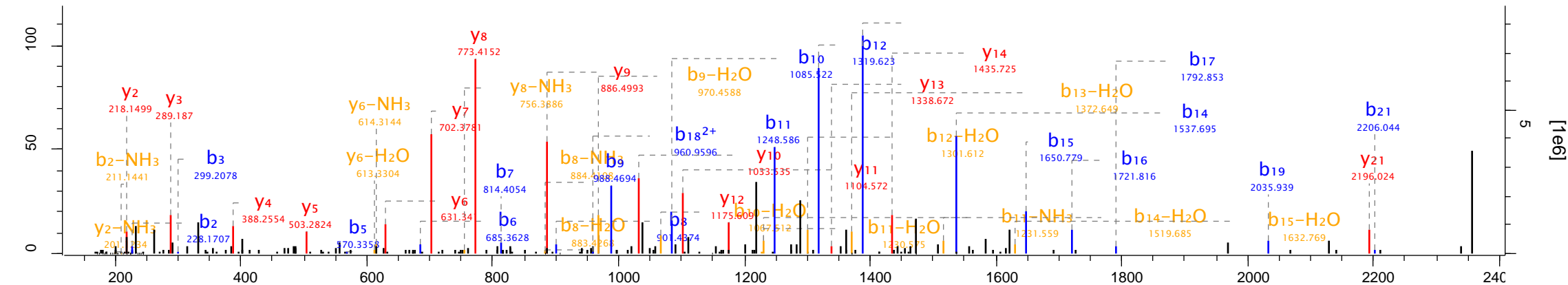


Raw file Scan Method Score m/z Gene names

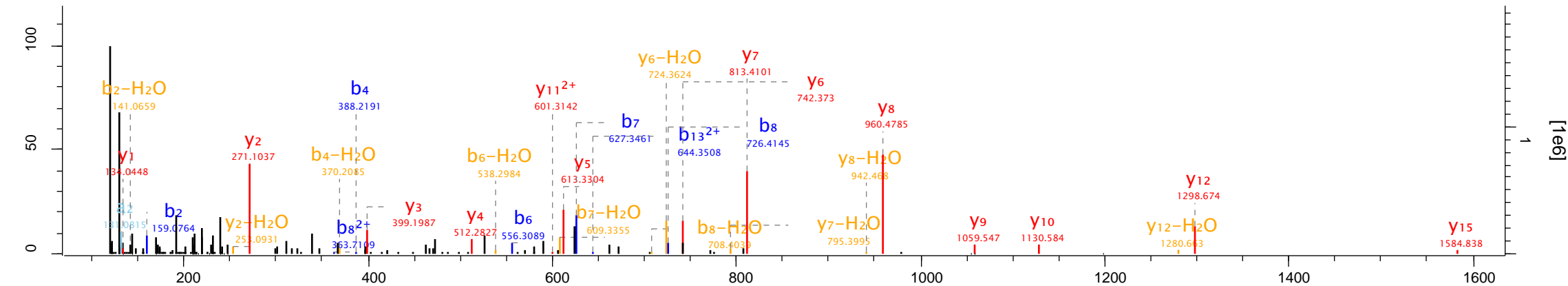
20140602_QEp4_FaHo_SA_RSC8_C 6206 FTMS; 402.03 867.4 TY1A-PR1;TY1A-A;TY1A-DR4;TY1B-NL2;TY1B-PR1;TY1B-NL1;TY1A-PL;TY1A-LR2;TY1A-ER1;TY1A-DR6;TY1B-PL;TY1B-LR2;TY1B-DR6;TY1A-DR2;TY1B-



Raw file 20140602_QEp4_FaHo_SA_RSC8_03 Scan 7920 Method FTMS; HCD Score 182.02 m/z 808.74 Gene names RPS14B;RPS14A

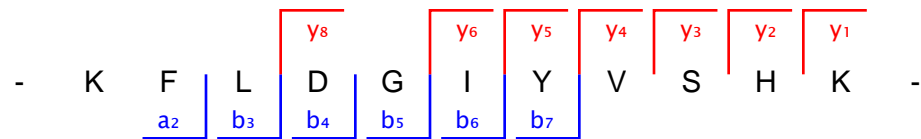
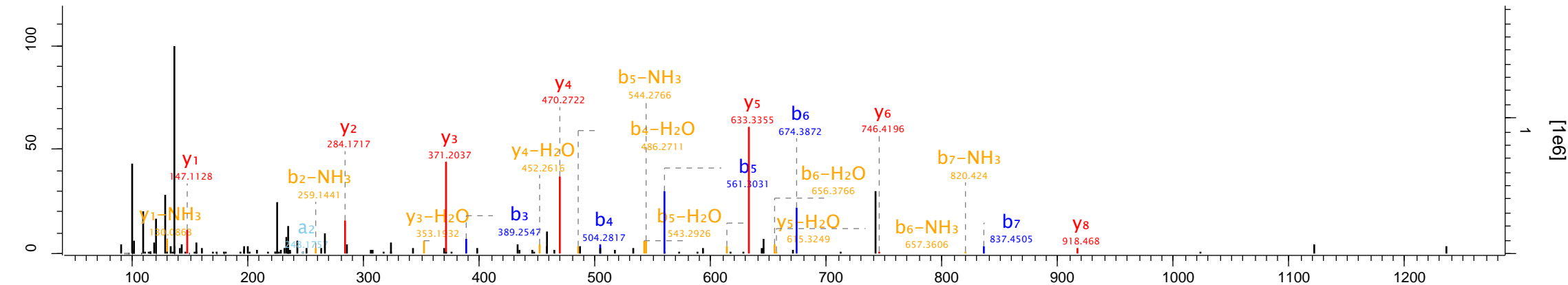


Raw file	Scan	Method	Score	m/z	Gene names
20140602_QEp4_FaHo_SA_RSC8_03	9291	FTMS; HCD	94.2	422.48	RPL4B

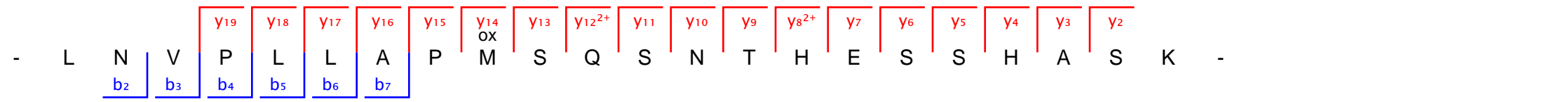
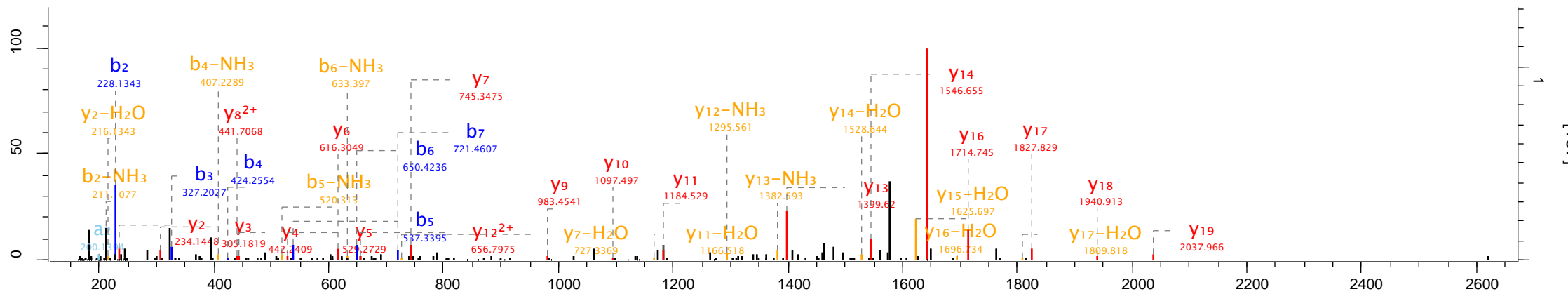


- T G T K P A A V F A E T L K H D -
b₂ b₄ b₆ b₇ b₈ b₁₃²⁺

Raw file	Scan	Method	Score	m/z	Gene names
20140602_QEp4_FaHo_SA_RSC8_03	9334	FTMS; HCD	120.86	436.24	RPL9A;RPL9B



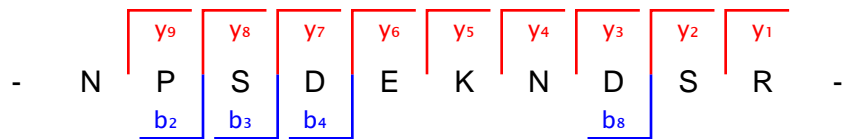
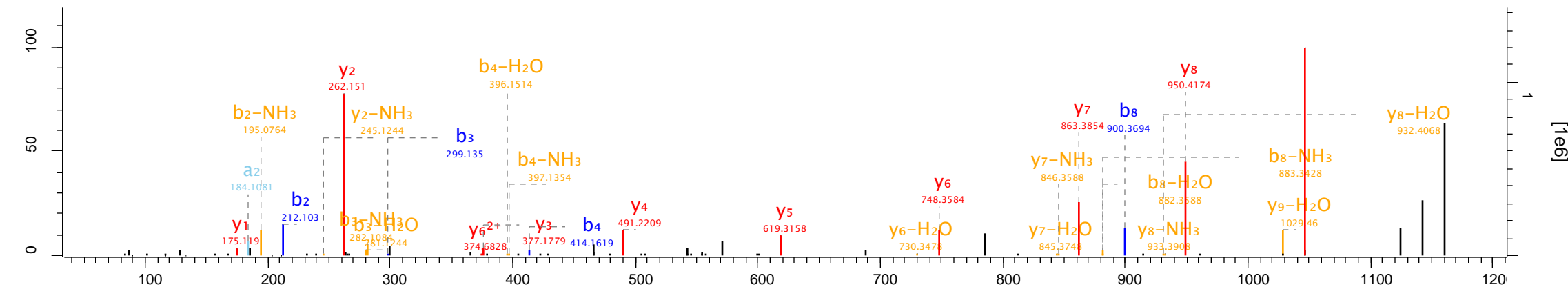
20140602_QEp4_FaHo_SA_RSC8_0 9694 FTMS; HCD 131.56 592.05 TY1B-ML1;TY1B-MR2;TY1B-OR;TY1B-DR1;TY1B-PR2;TY1B-DR5;TY1B-PR1;TY1B-JR2;TY1B-OL;TY1B-LR4;TY1B-ML2;TY1B-PR3;TY1B-PL;TY1B-LR2;TY1B-



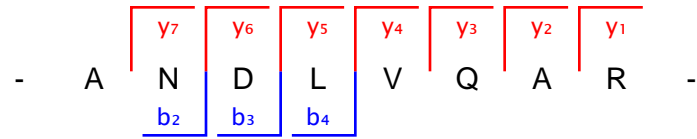
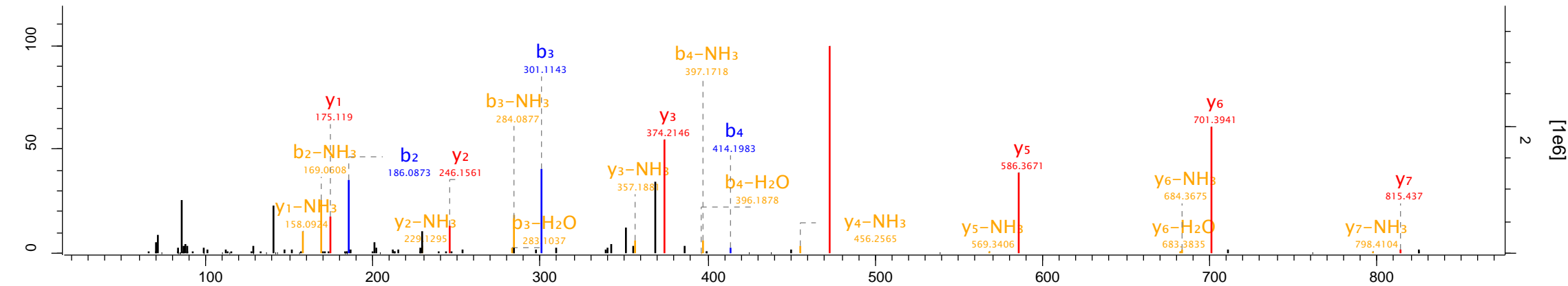
Raw file

Scan Method Score m/z Gene names

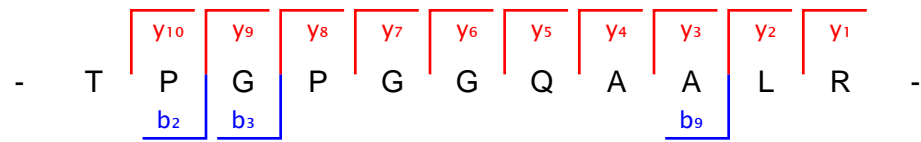
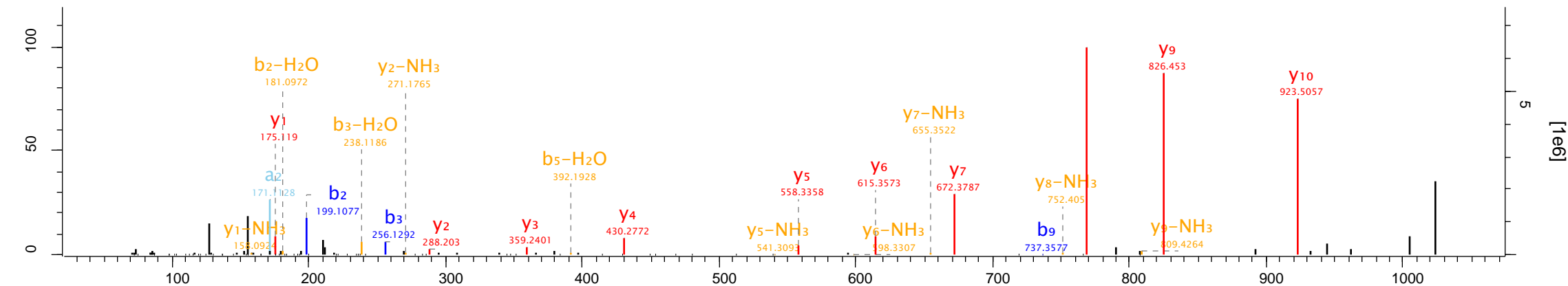
20140602_QEp4_FaHo_SA_SET1_02 1451 FTMS; HCD 166.69 581.26 TY1B-ML1;TY1B-BR;TY1A-PR1;TY1A-A;TY1A-DR4;TY1B-H;TY1B-MR2;TY1B-OR;TY1B-DR1;TY1B-NL2;TY1B-PR2;TY1B-DR5;TY1B-PR1;TY1B-JR2



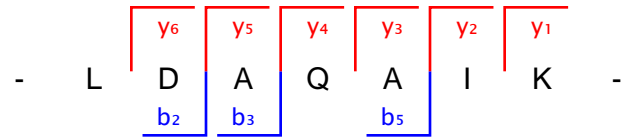
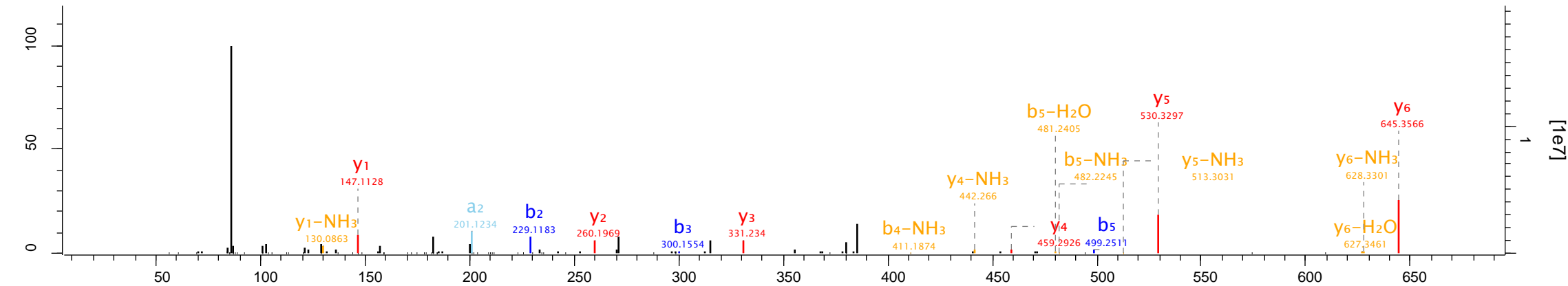
Raw file	Scan	Method	Score	m/z	Gene names
20140602_QEp4_FaHo_SA_SET1_02	3044	FTMS; HCD	182.39	443.74	RPS14B



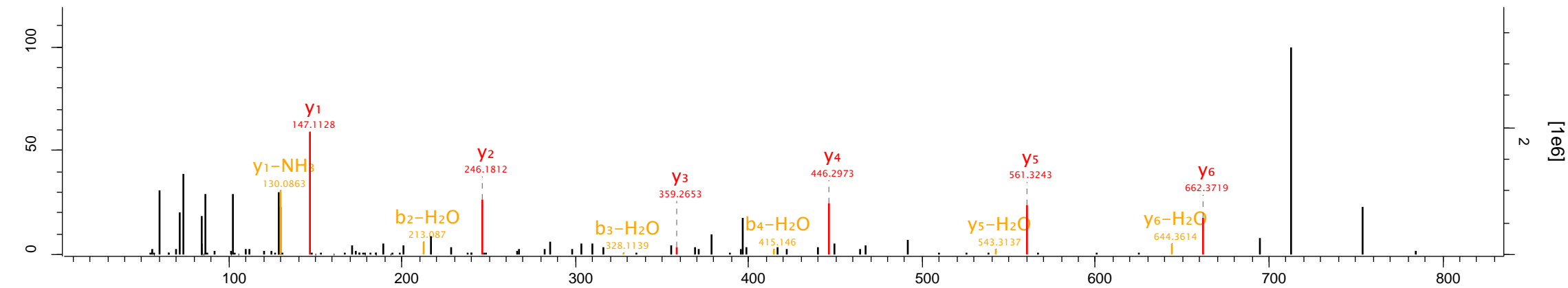
Raw file 20140602_QEp4_FaHo_SA_SET1_02 Scan 3205 Method FTMS; HCD Score 130.98 m/z 512.78 Gene names RPS14B;RPS14A



Raw file	Scan	Method	Score	m/z	Gene names
20140602_QEp4_FaHo_SA_SET1_02	3255	FTMS; HCD	124.34	379.72	RPS0B



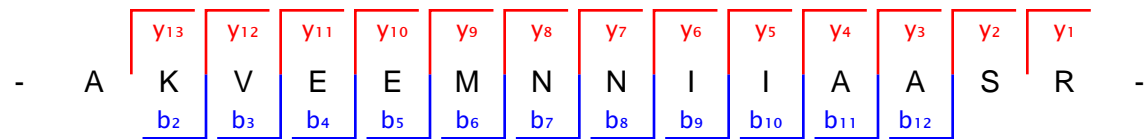
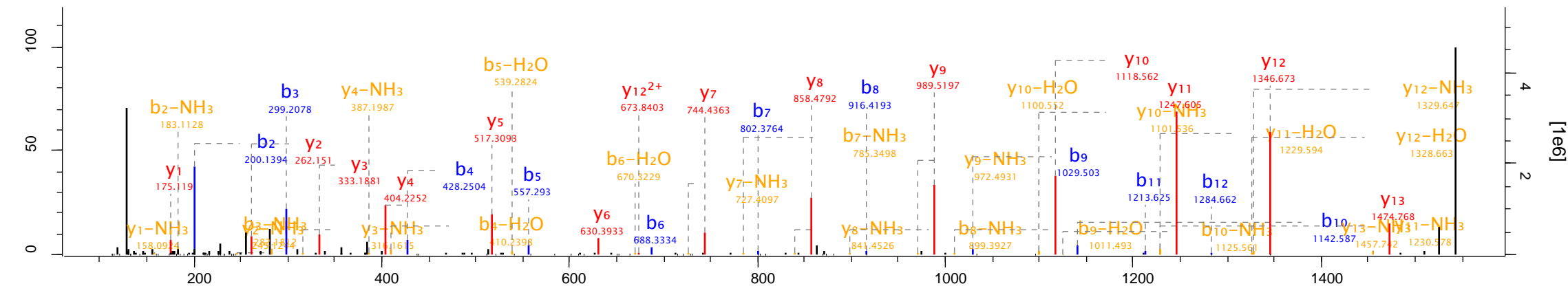
Raw file	Scan	Method	Score	m/z	Gene names
20140602_QEp4_FaHo_SA_SET1_02	3978	FTMS; HCD	60.76	396.21	RPL14B;RPL14A



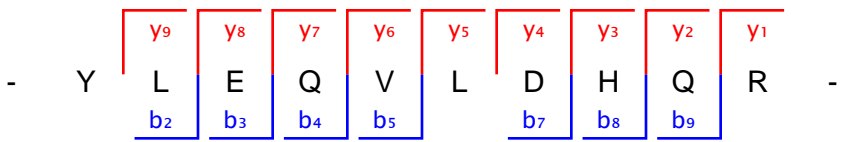
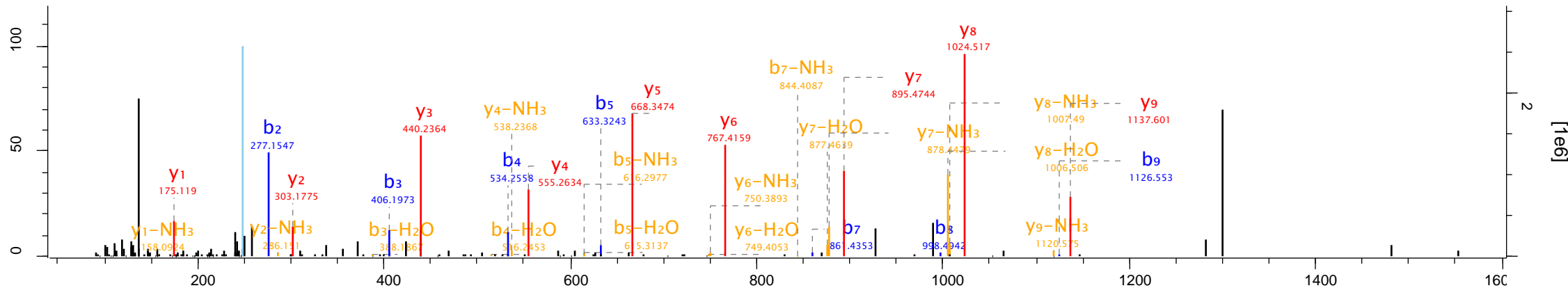
ac
- S T D S I V K -

Fragmentation diagram showing the sequence S T D S I V K with brackets above the amino acids labeled y6, y5, y4, y3, y2, and y1, indicating the fragmentation sites.

Raw file 20140602_QEp4_FaHo_SA_SET1_02 Scan 7348 Method FTMS; HCD Score 258.96 m/z 773.41 Gene names RPL36B;RPL36A



Raw file 20140602_QEp4_FaHo_SA_SET1_02 Scan 7349 Method FTMS; HCD Score 189.57 m/z 650.84 Gene names RPL17A



Raw file

Scan

Method

Score

m/z

Gene names

20140602_QEp4_FaHo_SA_SET3_03

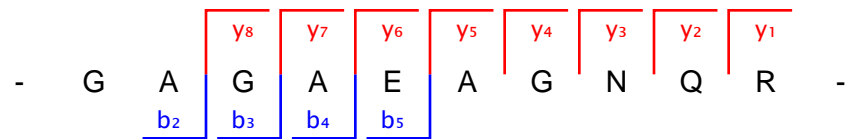
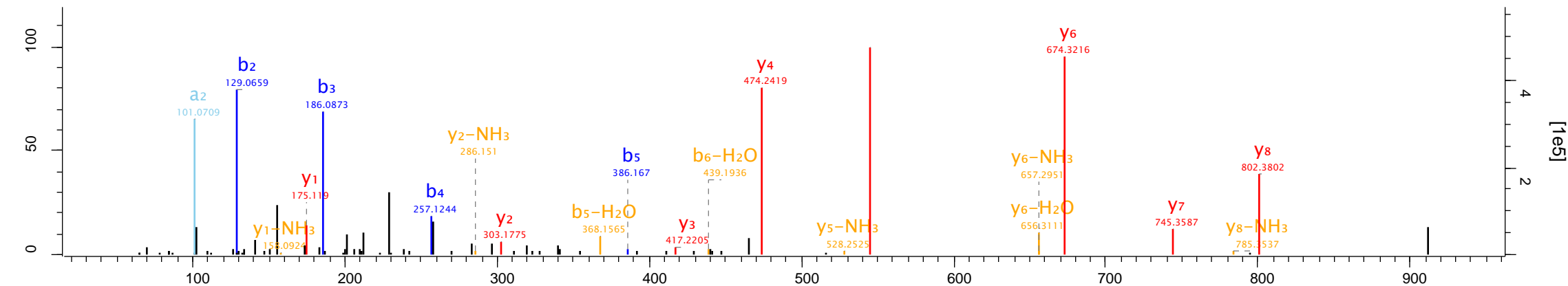
1597

FTMS; HCD

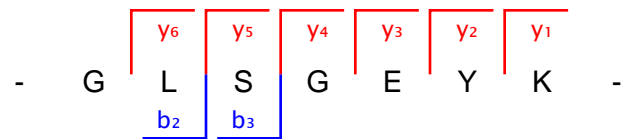
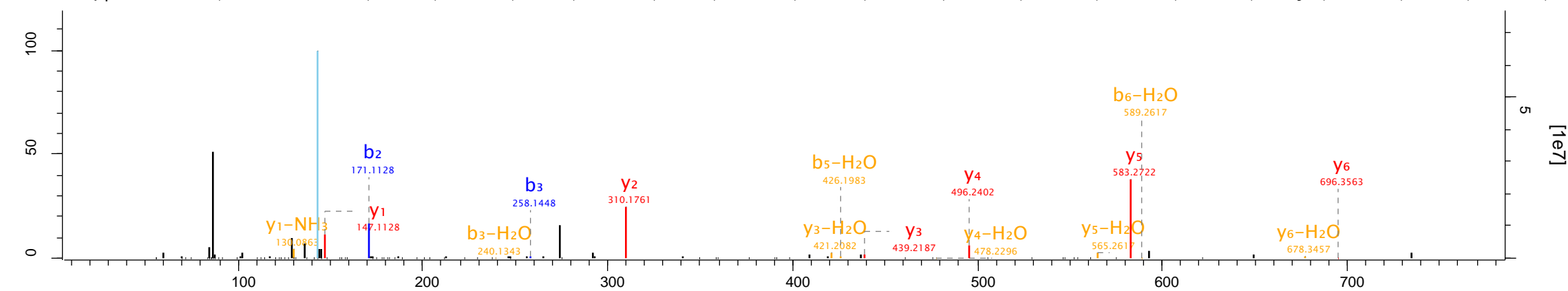
123.86

465.72

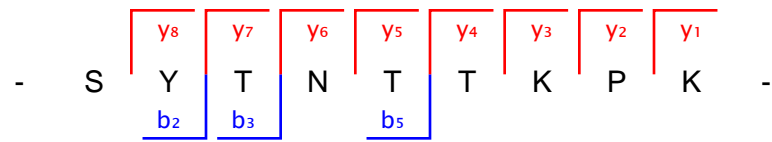
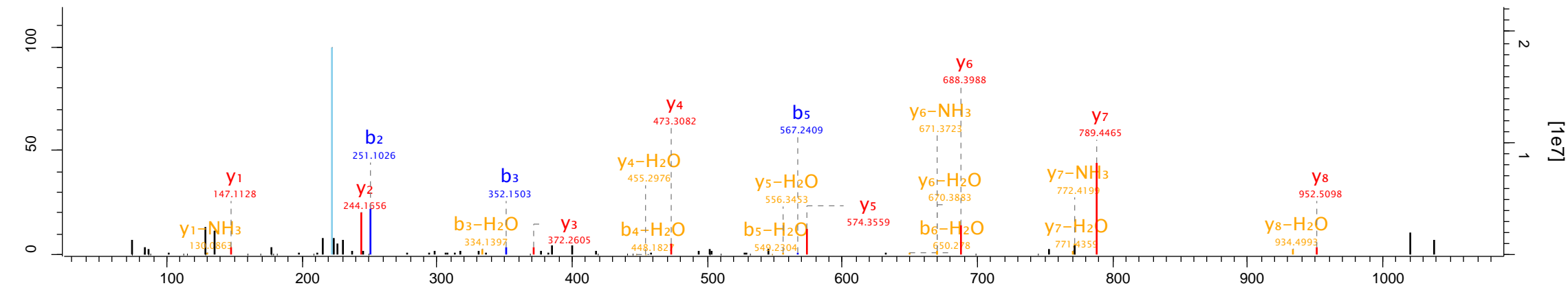
IMP2'



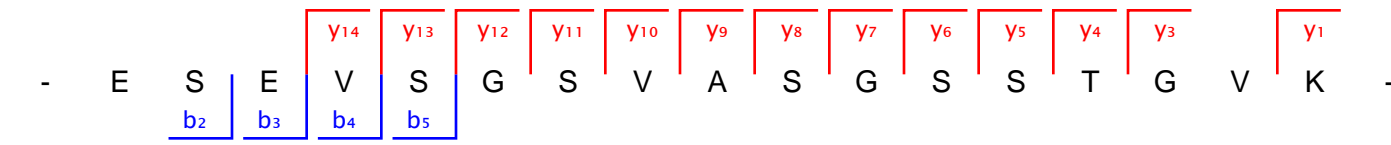
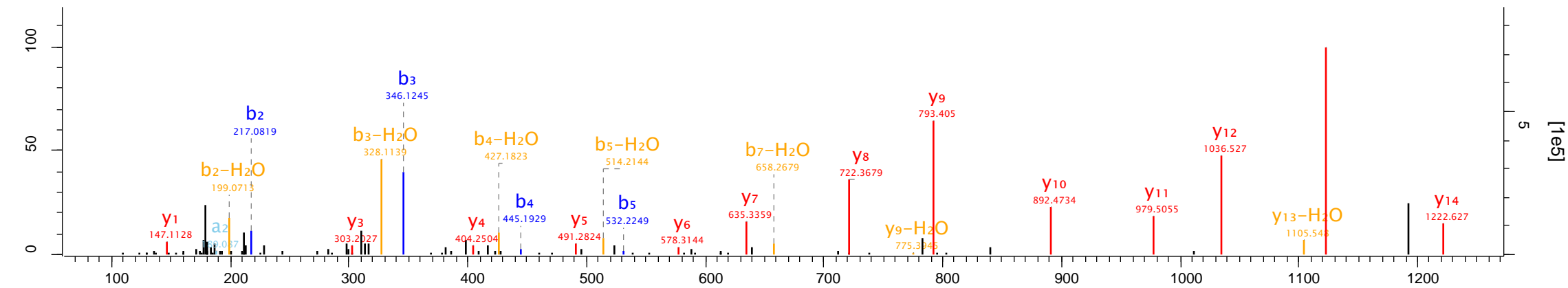
20140602_QEp4_Fal 26;FTMST 82;377.TY1B-ML1;TY1B-BR;TY1A-PR1;TY1A-A;TY1A-DR4;TY1B-H;TY1B-MR2;TY1B-OR;TY1B-DR1;TY1B-NL2;TY1B-PR2;TY1B-DR5;TY1B-PR1;TY1B-JR2;TY1B-NL1;TY1A-PL;TY1A-LR2;TY



20140602_QEp4_FaHo_183 (FTMS) 2143.1520; TY1B-ML1;TY1B-BR;TY1A-PR1;TY1A-A;TY1A-DR4;TY1B-H;TY1B-MR2;TY1B-OR;TY1B-DR1;TY1B-NL2;TY1B-PR2;TY1B-DR5;TY1B-PR1;TY1B-JR2;TY1A-PL;TY1A-LR2;TY1A-

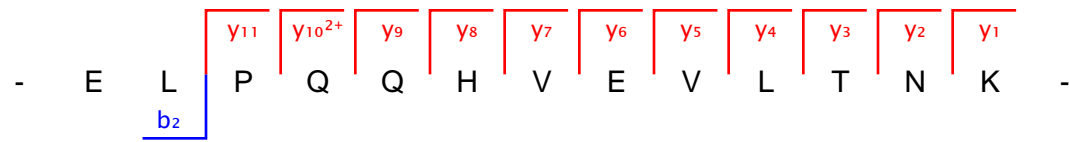
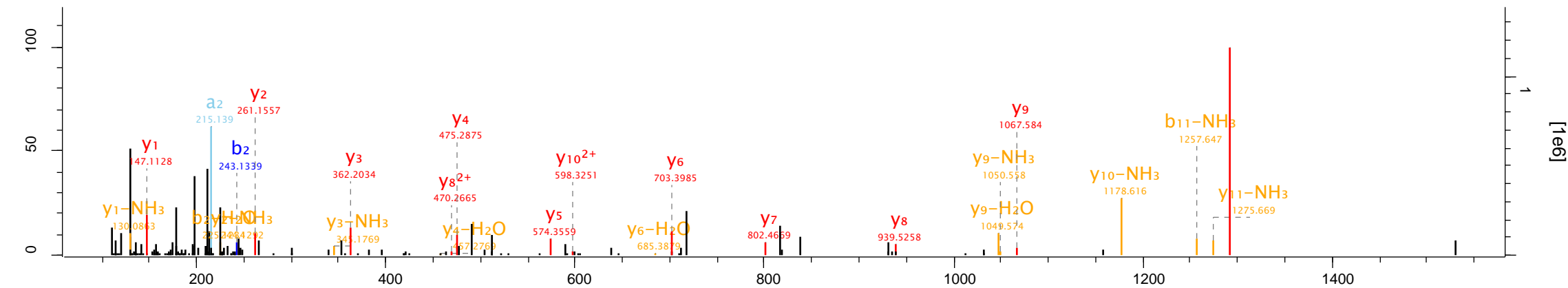


Raw file	Scan	Method	Score	m/z	Gene names
20140602_QEp4_FaHo_SA_SHG1_03	3005	FTMS; HCD	87.09	784.38	SUR4

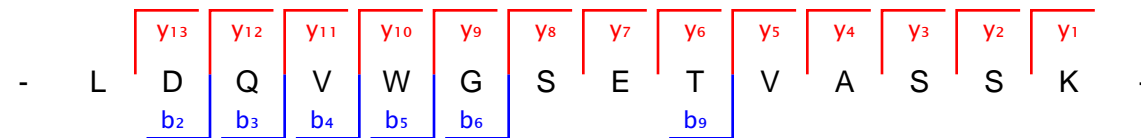
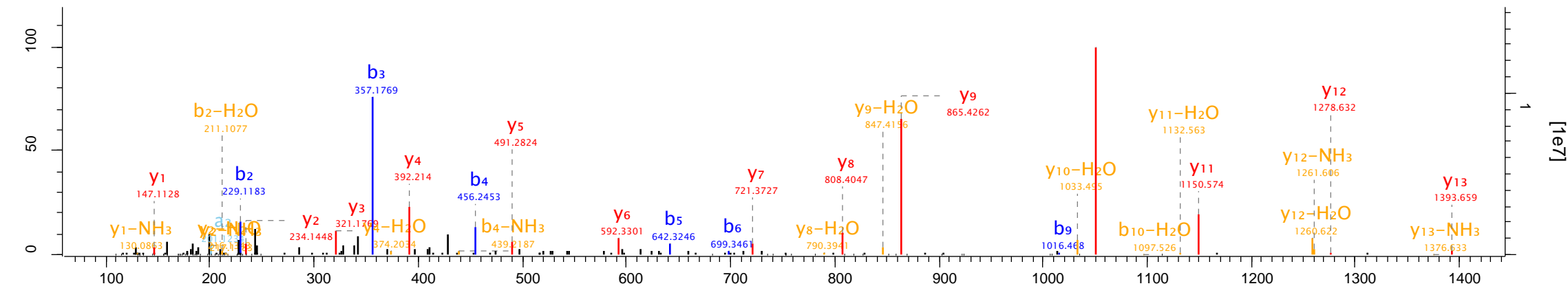


Raw file Scan Method Score m/z Gene names

20140602_QEp4_FaHo_SA_SIR2_01 4785 FTMS; HCD 97.96 512.28 MES1



Raw file 20140602_QEp4_FaHo_SA_SIR2_01 Scan 5927 Method FTMS; HCD Score 156.17 m/z 753.88 Gene names RPL4B;RPL4A

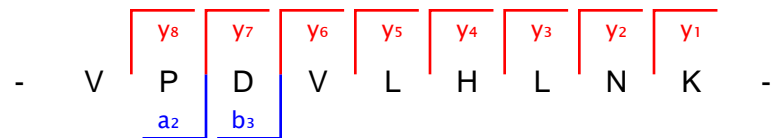
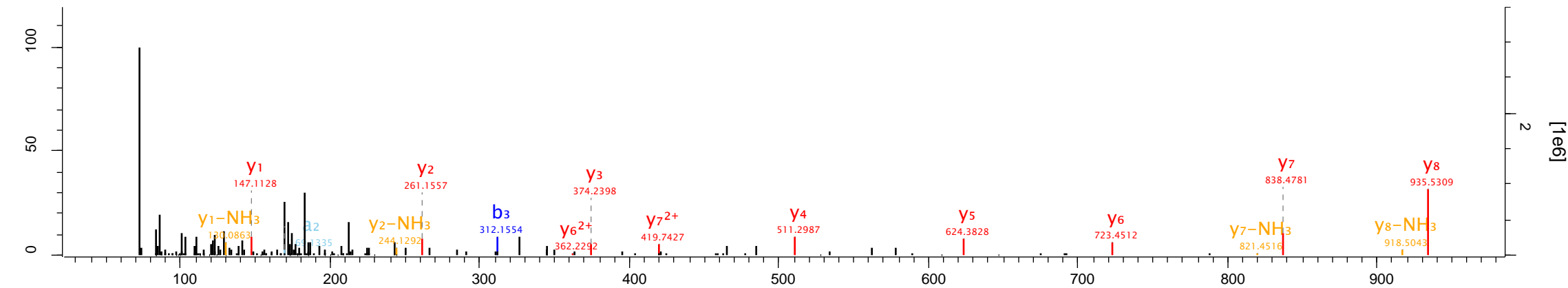


Raw file

Scan Method Score m/z Gene names

20140602_QEp4_FaHo_SA_SIR2_01

5939 FTMS; HCD 74.46 345.54 PBI2



Raw file

Scan

Method

Score

m/z

Gene names

20140602_QEp4_FaHo_SA_SIR2_01

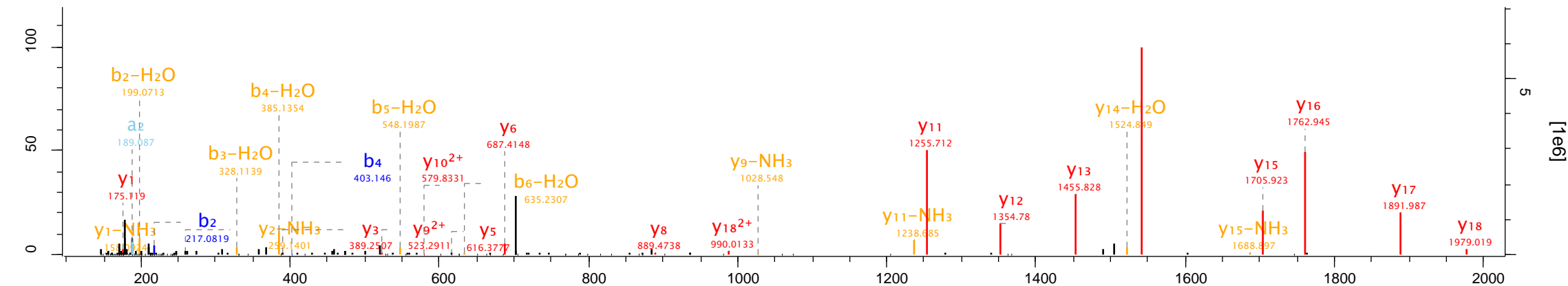
7038

FTMS; HCD

70.84

703.36

THR1



- E S E G Y S T V P L R S D A N L I T R -

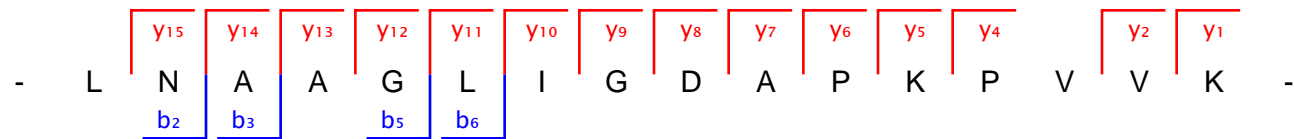
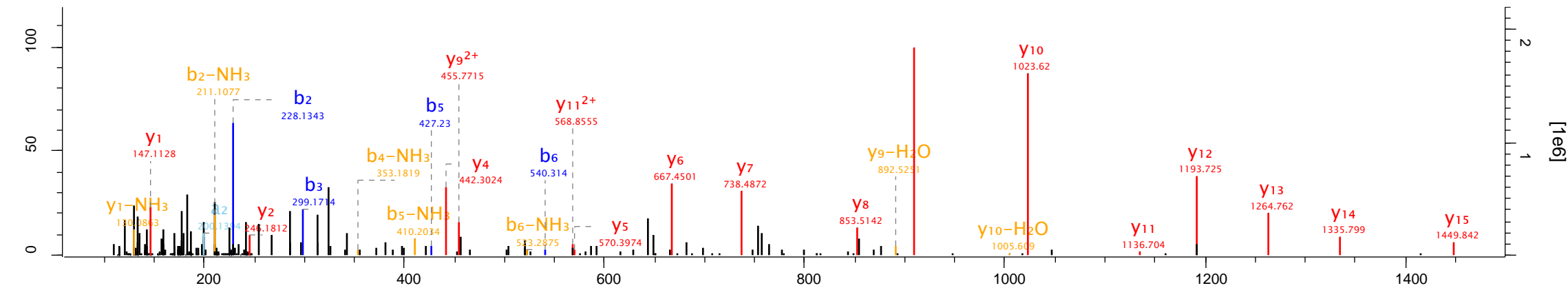
b₂ b₄

Raw file

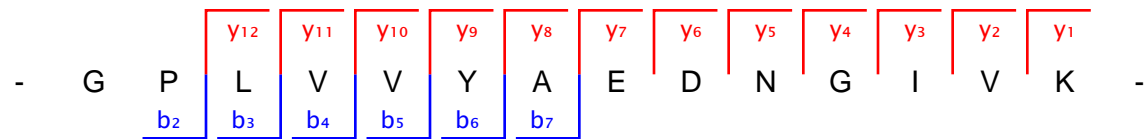
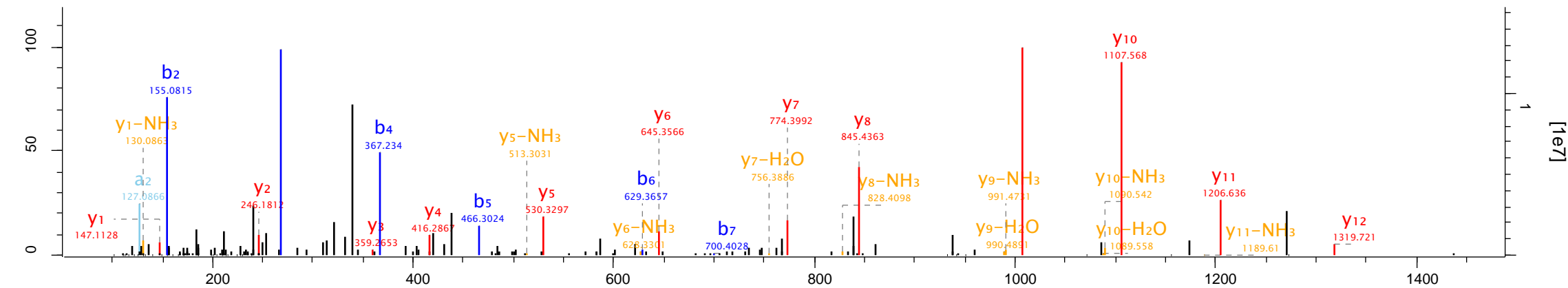
Scan Method Score m/z Gene names

20140602_QEp4_FaHo_SA_SIR2_01

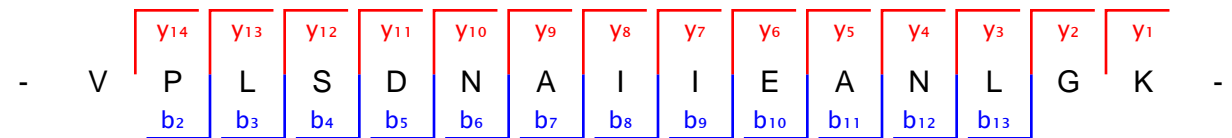
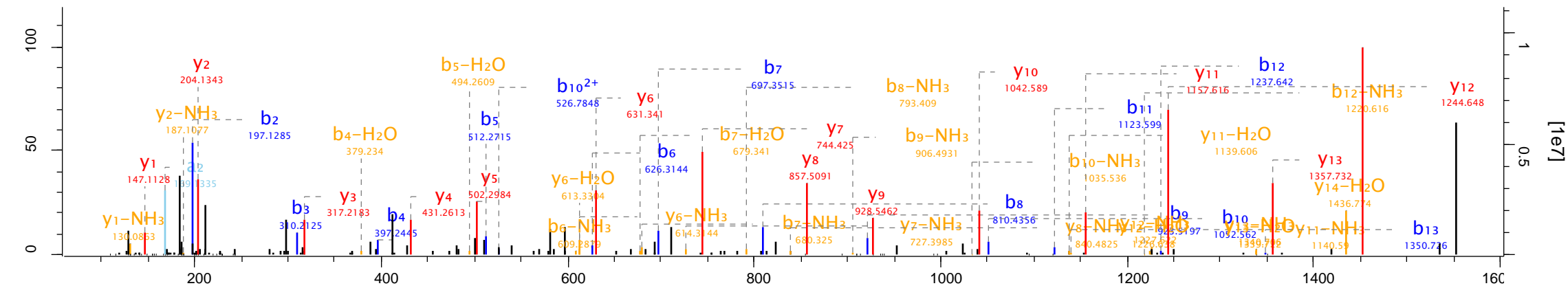
7470 FTMS; HCD 94.01 521.65 DLD3



Raw file	Scan	Method	Score	m/z	Gene names
20140602_QEp4_FaHo_SA_SIR2_01	8133	FTMS; HCD	120.84	737.9	RPL4B;RPL4A



Raw file Scan Method Score m/z Gene names
 20140602_QEp4_FaHo_SA_SIR2_01 8275 FTMS; HCD 237.89 777.93 RPL7A;RPL7B

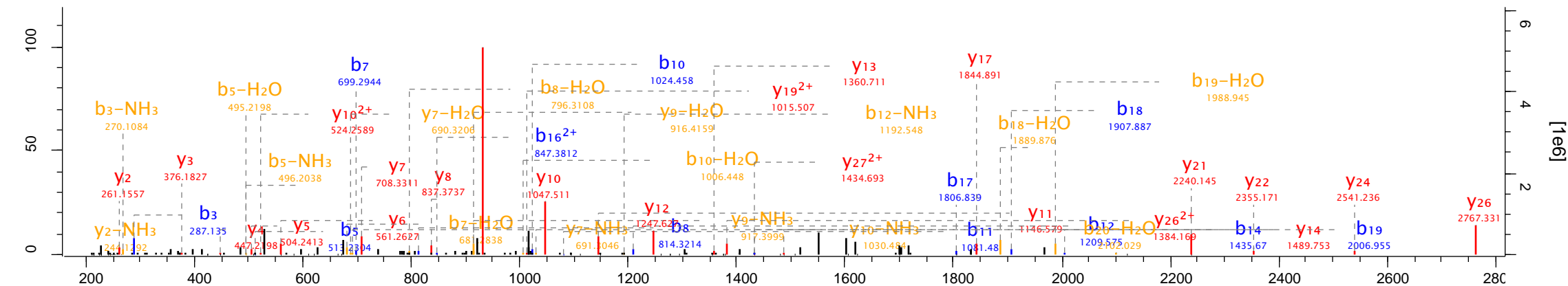


Raw file

20140602_QEp4_FaHo_SA_SIR2_01

Scan Method Score m/z Gene names

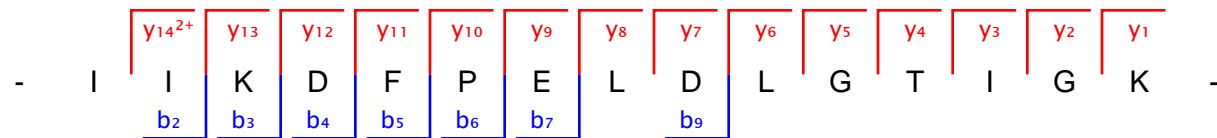
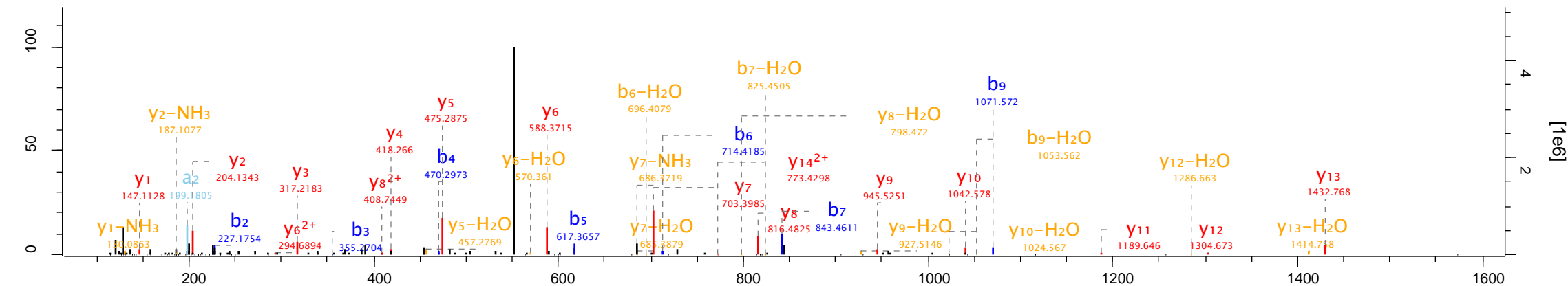
10008 FTMS; HCD 129.35 1018.83 APA1



Raw file Scan Method Score m/z Gene names

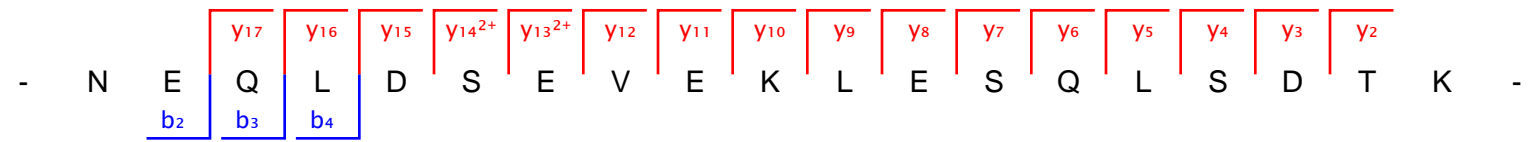
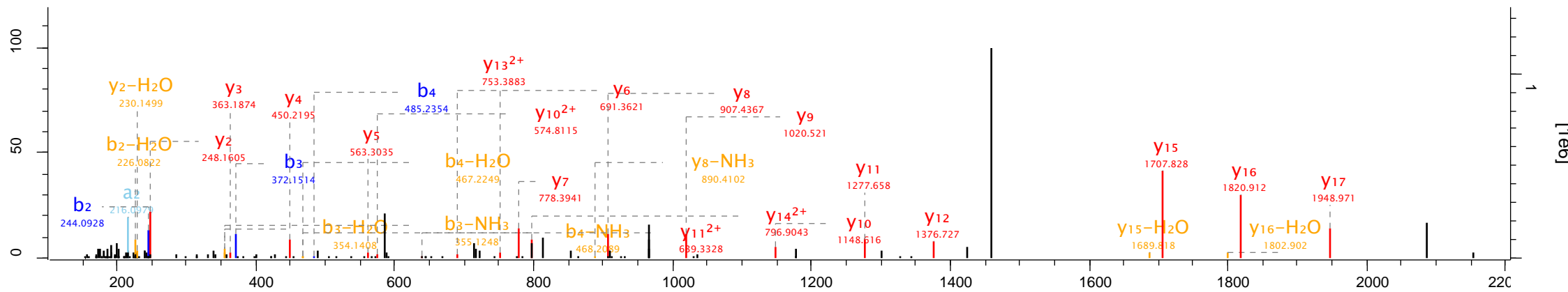
20140602_QEp4_FaHo_SA_SIR2_01

10034 FTMS; HCD 132.84 553.65 PGM2



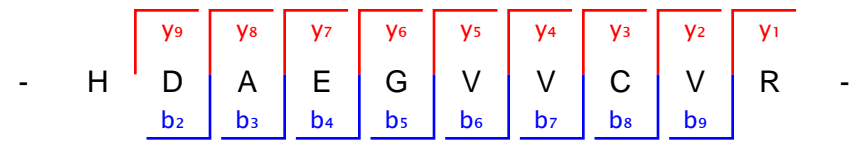
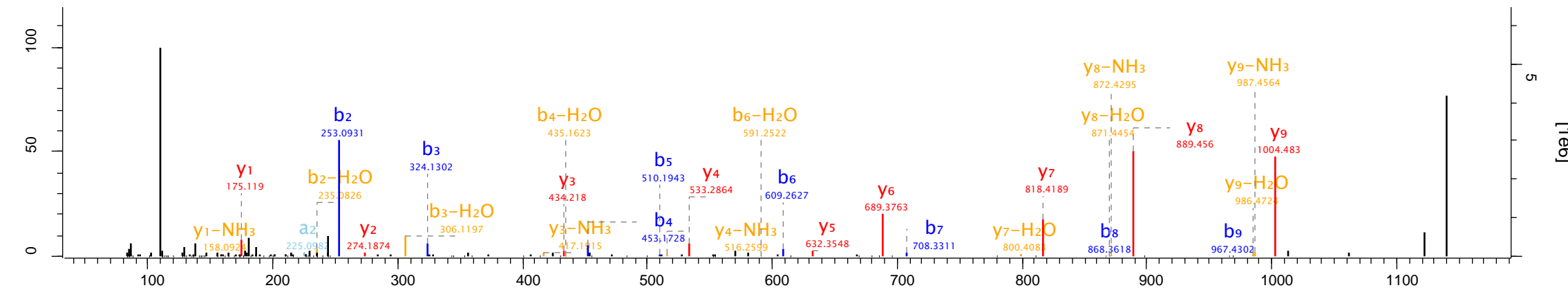
Raw file Scan Method Score m/z Gene names

20140602_QEp4_FaHo_SA_SIR2_01 10081 FTMS; HCD 105.79 731.36 TPM2

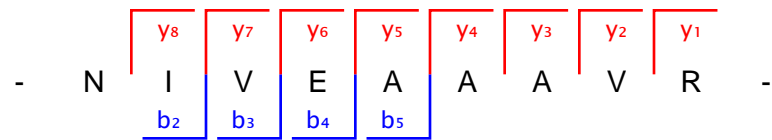
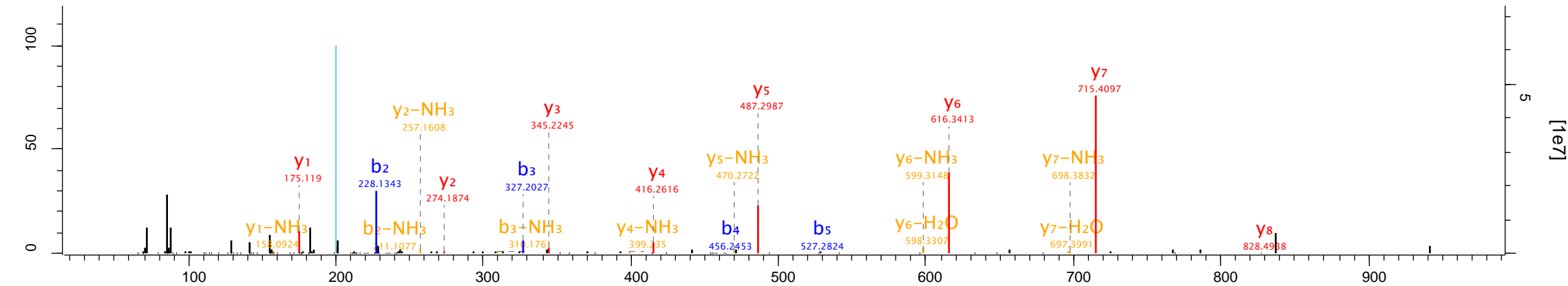


Raw file Scan Method Score m/z Gene names

20140602_QEp4_FaHo_SA_SIR2_02 3479 FTMS; HCD 163.65 571.28 PFY1

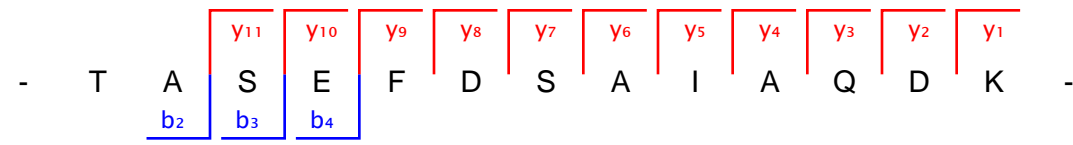
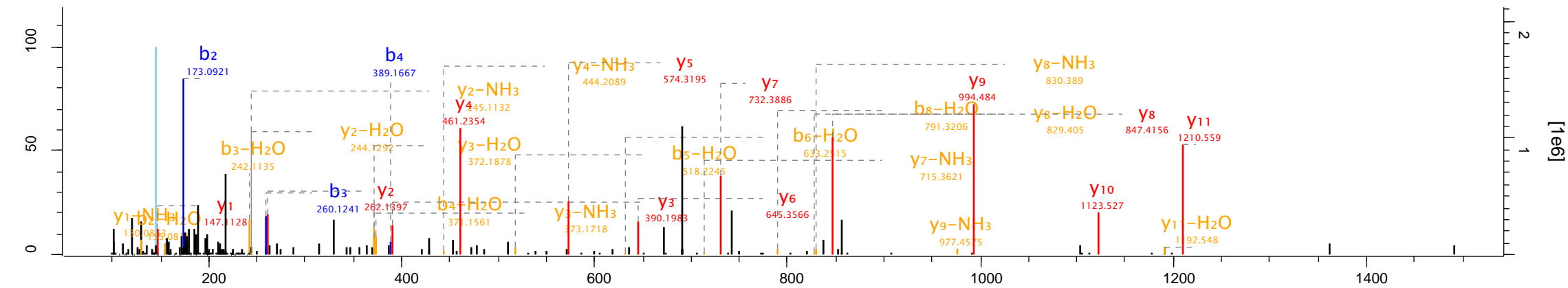


Raw file	Scan	Method	Score	m/z	Gene names
20140602_QEp4_FaHo_SA_SIR2_03	4500	FTMS; HCD	101.97	471.77	RPS26A;RPS26B

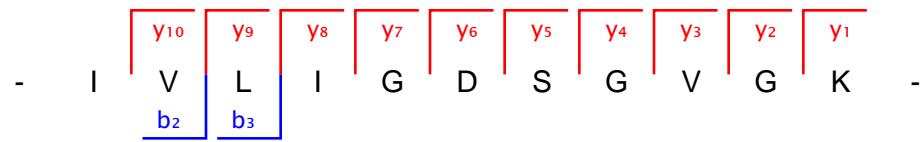
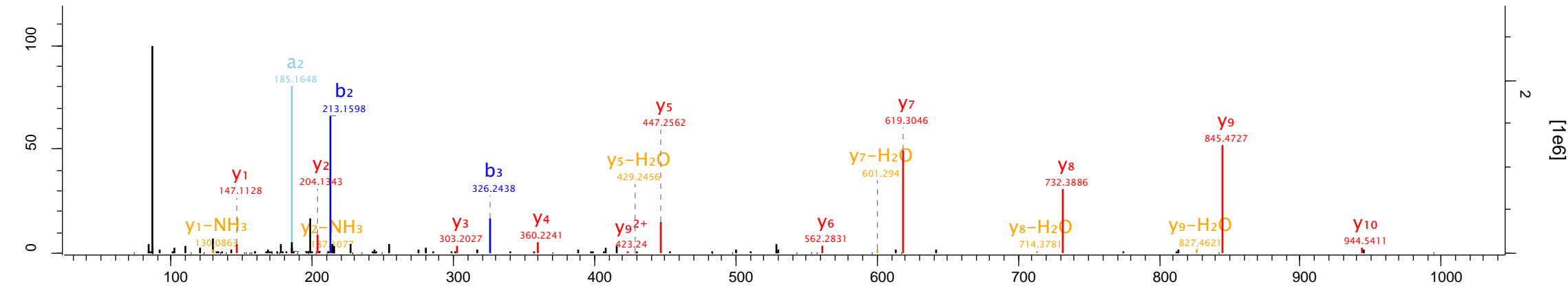


Raw file Scan Method Score m/z Gene names

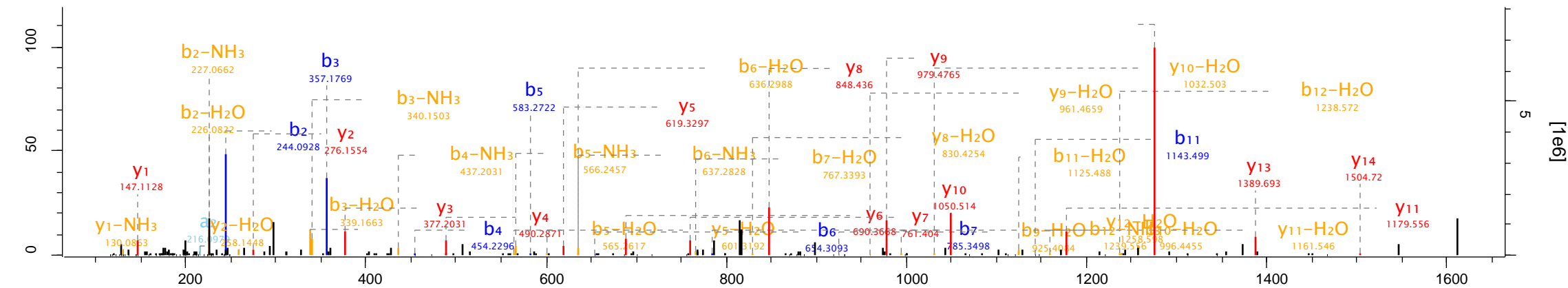
20140602_QEp4_FaHo_SA_SIR2_03 5025 FTMS; HCD 106.32 691.83 TRX1



Raw file	Scan	Method	Score	m/z	Gene names
20140602_QEp4_FaHo_SA_SIR2_03	6518	FTMS; HCD	97.73	529.32	YPT31;YPT32



Raw file Scan Method Score m/z Gene names
 20140602_QEp4_FaHo_SA_SIR2_03 7214 FTMS; HCD 135.8 816.9 ARF1;ARF2



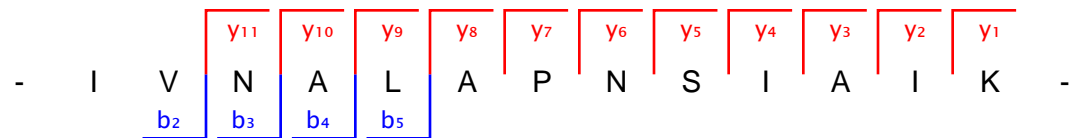
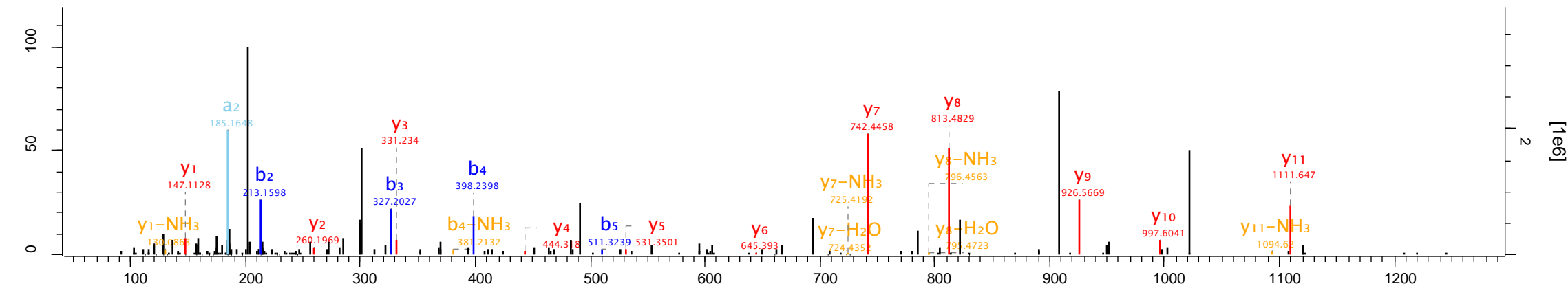
- Q D L P E A M S A A E I T E K -

Fragmentation mapping:

- Red boxes (y ions): y14 (D), y13 (L), y12 (P), y11 (E), y10 (A), y9 (M), y8 (S), y7 (A), y6 (A), y5 (E), y4 (I), y3 (T), y2 (E), y1 (K)
- Blue boxes (b ions): b2 (D), b3 (L), b4 (P), b5 (E), b6 (A), b7 (M), b11 (E)

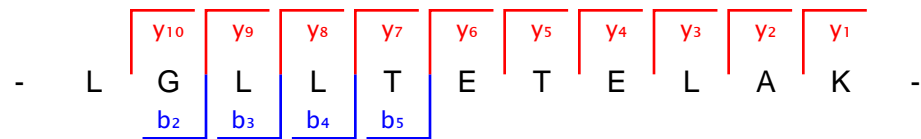
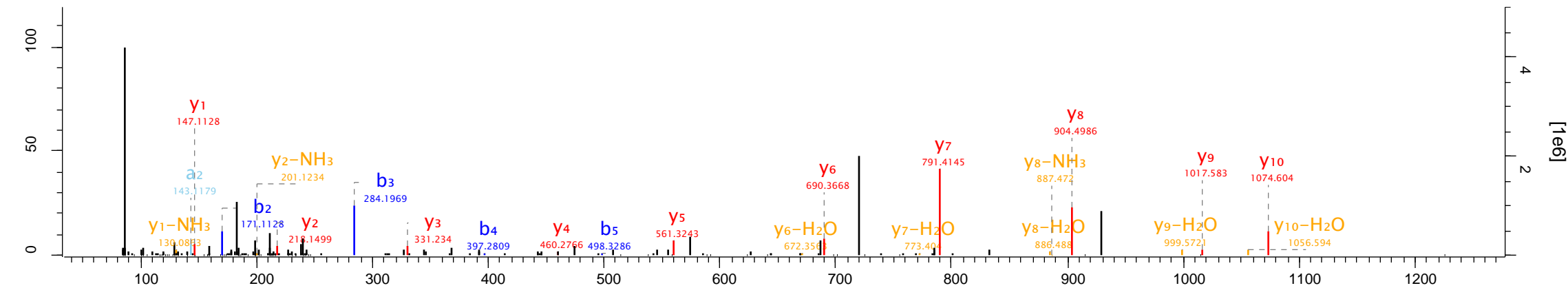
Raw file Scan Method Score m/z Gene names

20140602_QEp4_FaHo_SA_SIR2_03 7535 FTMS; HCD 50.12 662.4 GUS1



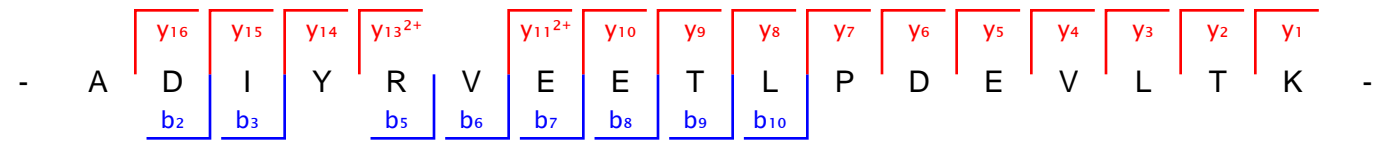
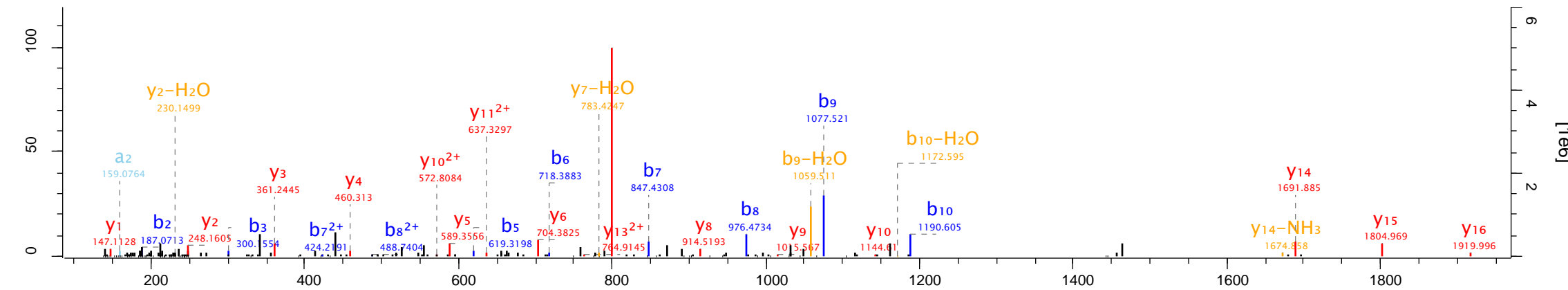
Raw file Scan Method Score m/z Gene names

20140602_QEp4_FaHo_SA_SIR2_03 8173 FTMS; HCD 108.9 594.35 ARG4



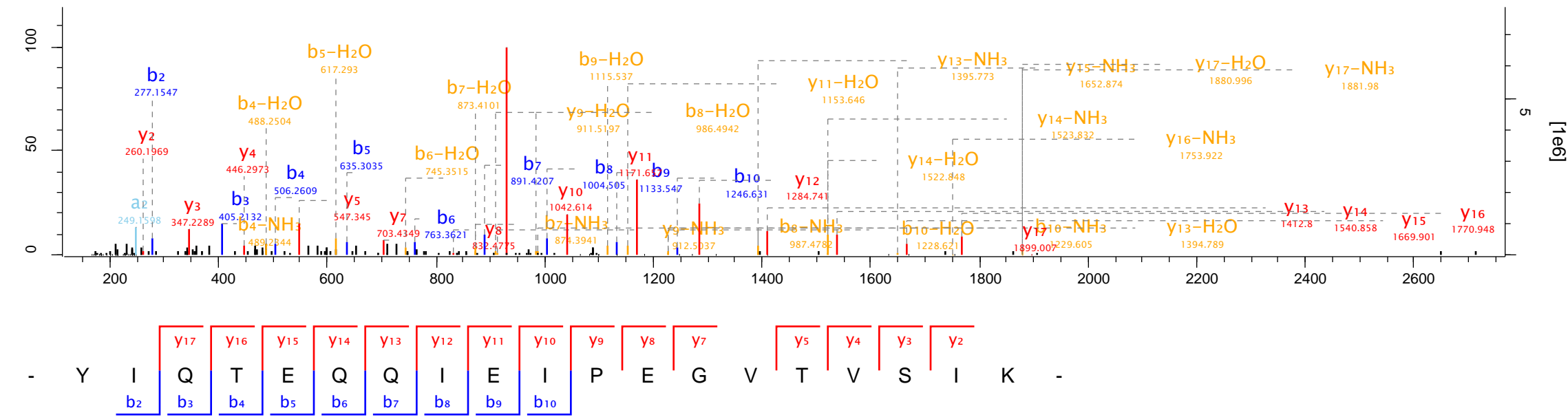
Raw file Scan Method Score m/z Gene names

20140602_QEp4_FaHo_SA_SIR2_03 8701 FTMS; HCD 106.44 664.35 YCP4



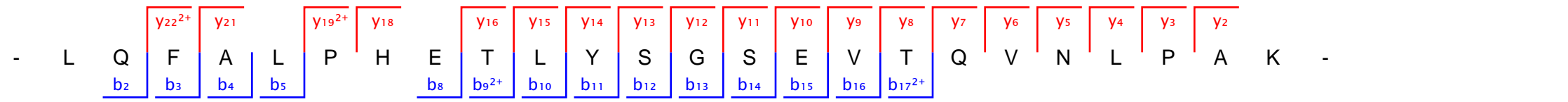
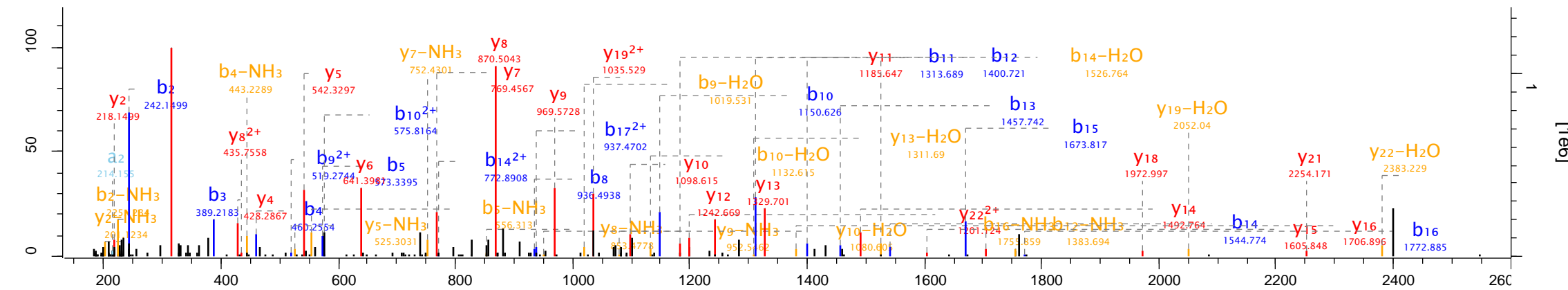
Raw file Scan Method Score m/z Gene names

20140602_QEp4_FaHo_SA_SIR2_03 9437 FTMS; HCD 251.35 1088.58 RPL9B



Raw file Scan Method Score m/z Gene names

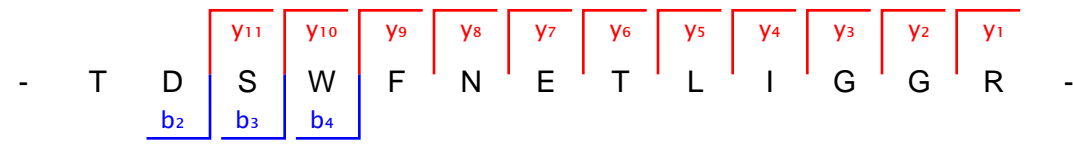
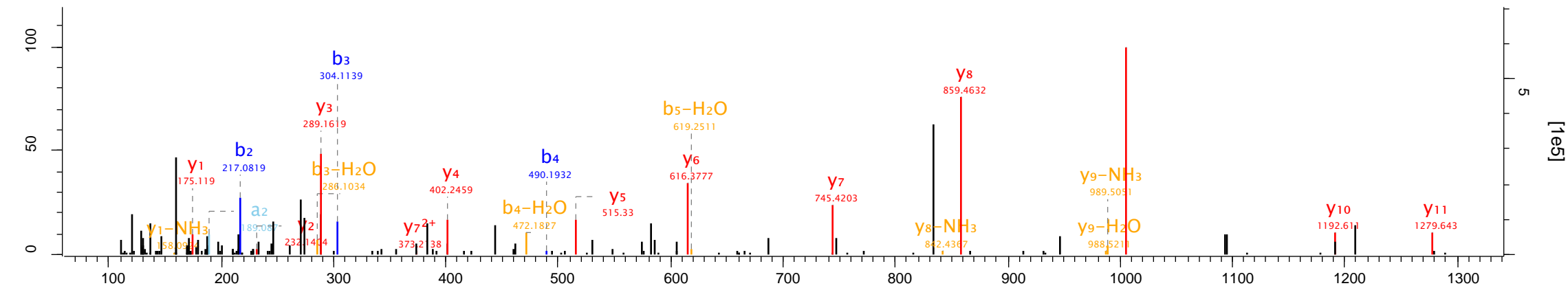
20140602_QEp4_FaHo_SA_SIR2_03 9921 FTMS; HCD 193.42 881.8 ATP16



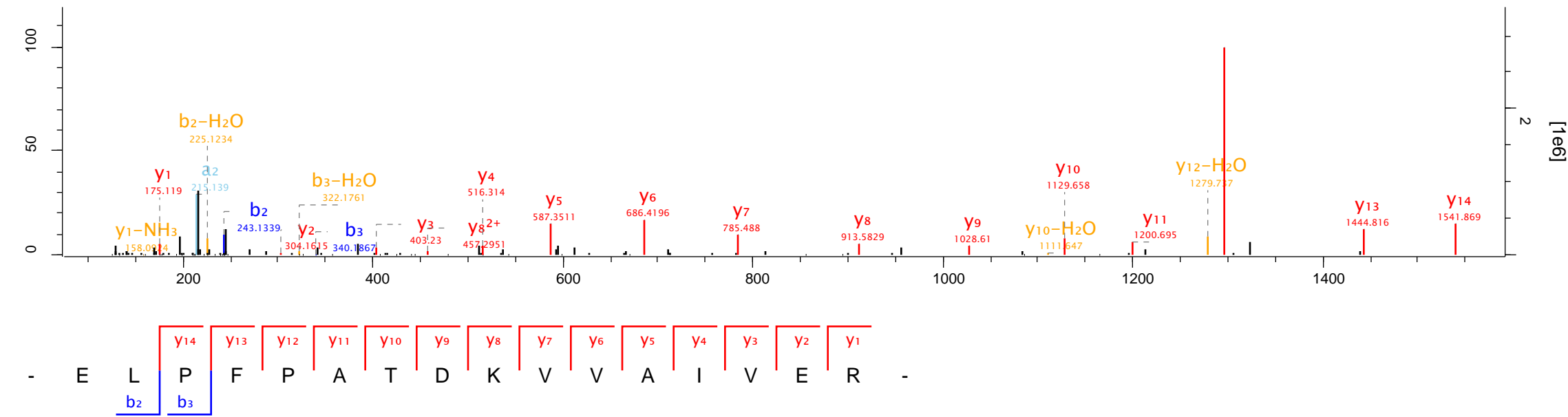
Raw file Scan Method Score m/z Gene names

20140602_QEp4_FaHo_SA_SIR2_03

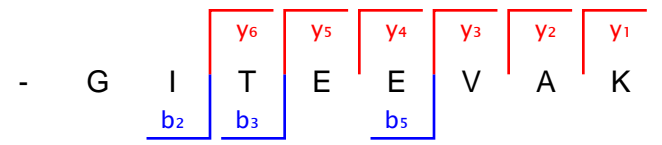
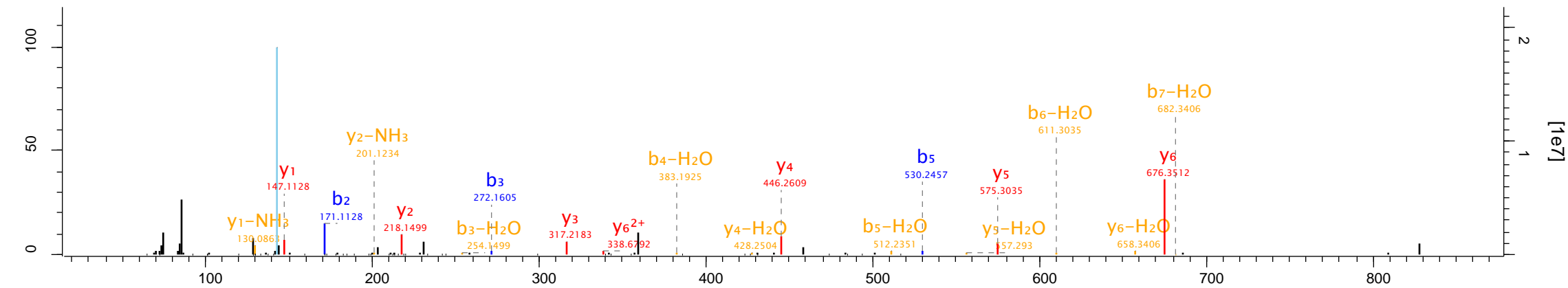
9926 FTMS; HCD 75.1 748.36 VMA5



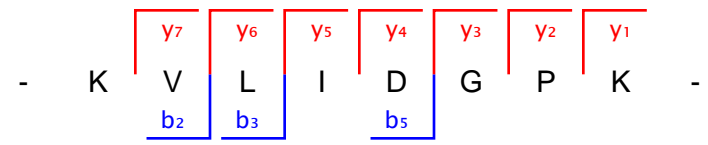
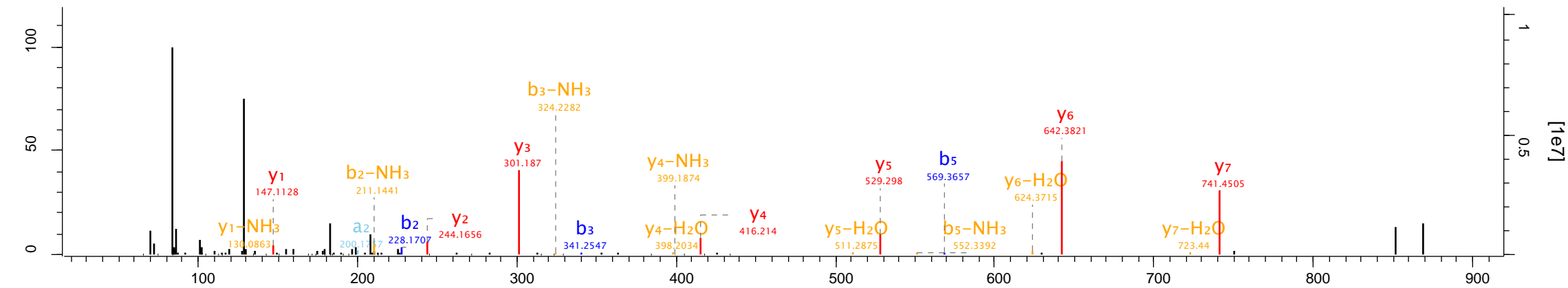
Raw file	Scan	Method	Score	m/z	Gene names
20140602_QEp4_FaHo_SA_SIR2_03	10095	FTMS; HCD	88.43	595.34	FMP52



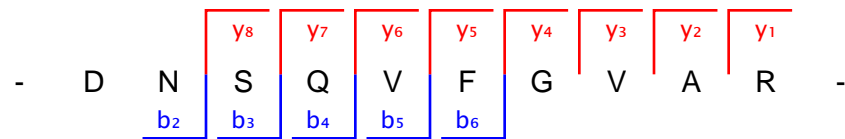
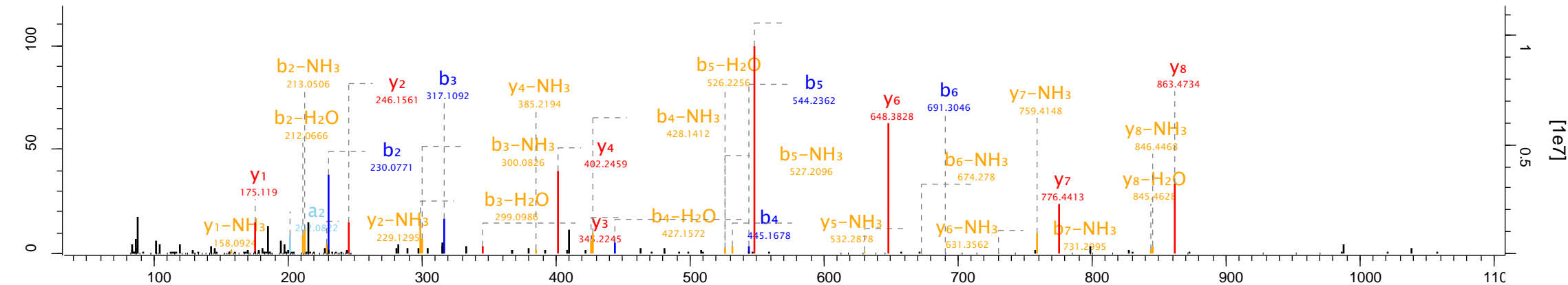
Raw file	Scan	Method	Score	m/z	Gene names
20140602_QEp4_FaHo_SA_SNF2_02	3172	FTMS; HCD	120.46	423.73	RPL24A;RPL24B



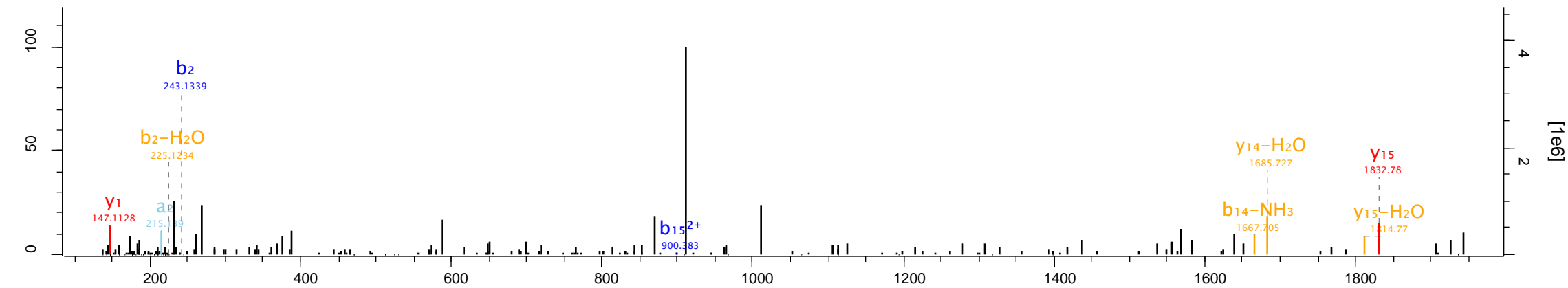
Raw file	Scan	Method	Score	m/z	Gene names
20140602_QEp4_FaHo_SA_SNF2_02	3183	FTMS; HCD	116.37	435.28	RPL14B;RPL14A



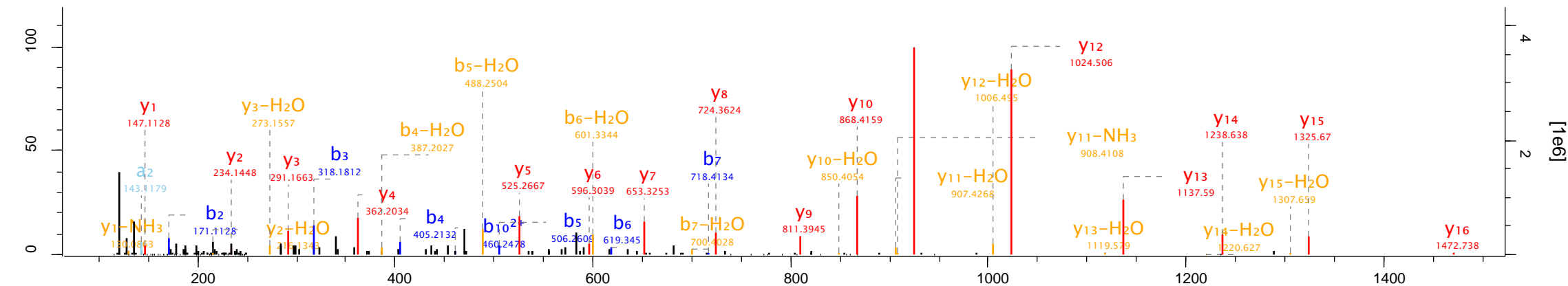
Raw file 20140602_QEp4_FaHo_SA_SNF2_02 Scan 4817 Method FTMS; HCD Score 194.94 m/z 546.78 Gene names RPS14B;RPS14A



Raw file	Scan	Method	Score	m/z
20140602_QEp4_FaHo_SA_SNF2_02	8653	FTMS; HCD	7.71	649.63



Raw file Scan Method Score m/z
 20140602_QEp4_FaHo_SA_SNF2_02 9226 FTMS; HCD 160.43 821.93



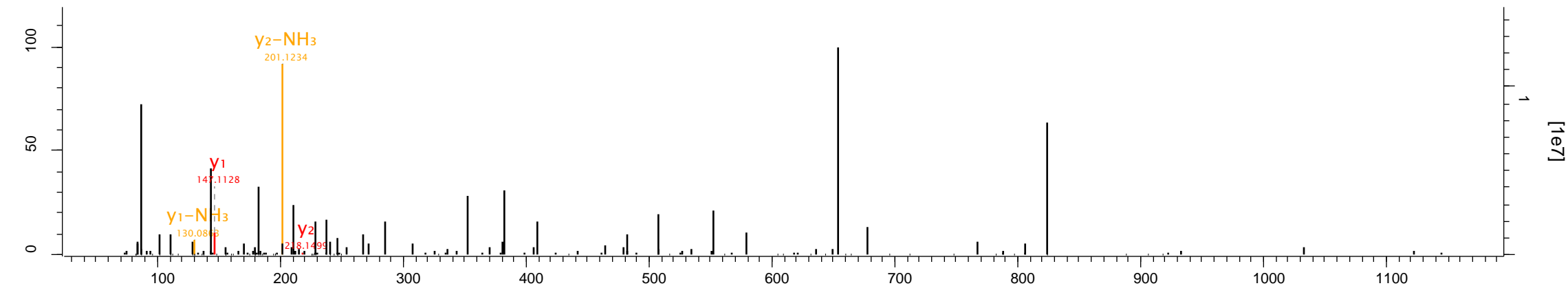
- G L F S T I V G G S A G A Y A G S K -

b₂ b₃ b₄ b₅ b₆ b₇ b₁₀²⁺

y₁₆ y₁₅ y₁₄ y₁₃ y₁₂ y₁₁ y₁₀ y₉ y₈ y₇ y₆ y₅ y₄ y₃ y₂ y₁

Raw file Scan Method Score m/z Gene names

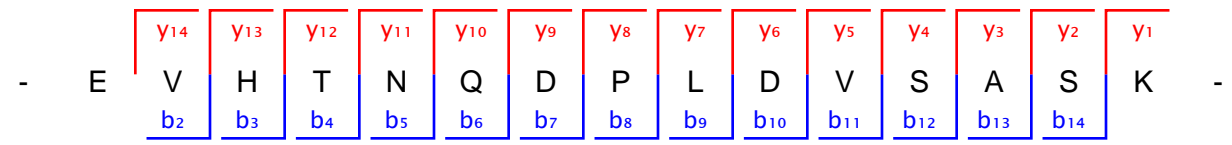
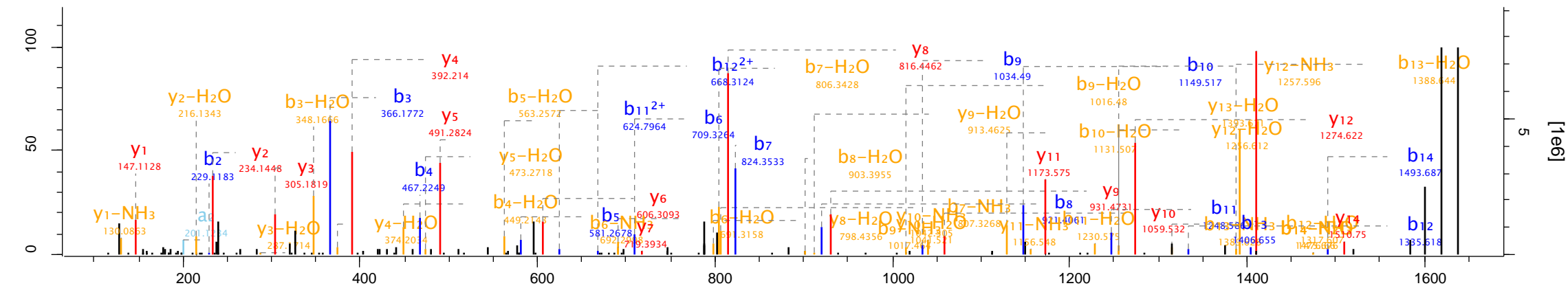
20140602_QEp4_FaHo_SA_SNT2_01 4180 FTMS; HCD 0.79 526.81 RMI1



- K Y E V I T Q V D M E D D G N V A D N N C A K -

y2 y1

20140602_QEp4_FaHo_405 FTMS; 370.820 TY1B-ML1;TY1B-BR;TY1A-PR1;TY1A-A;TY1A-DR4;TY1B-H;TY1B-MR2;TY1B-OR;TY1B-DR1;TY1B-NL2;TY1B-PR2;TY1B-DR5;TY1B-PR1;TY1B-JR2;TY1B-NL1;TY1A-PL;TY1A-LR2



Raw file

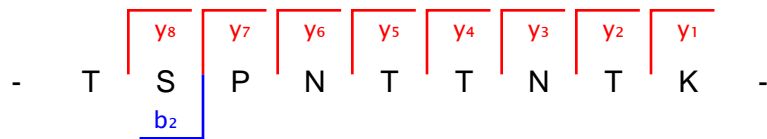
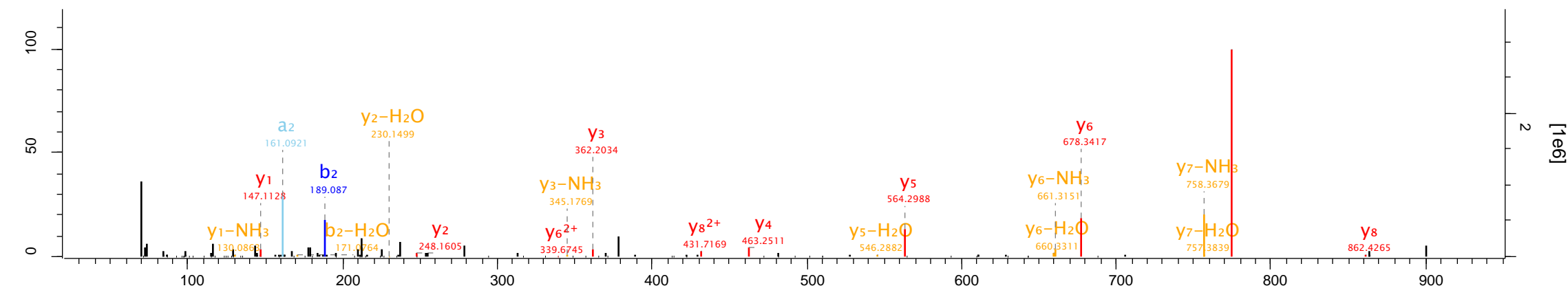
Scan Method

Score

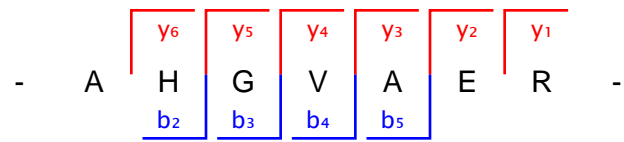
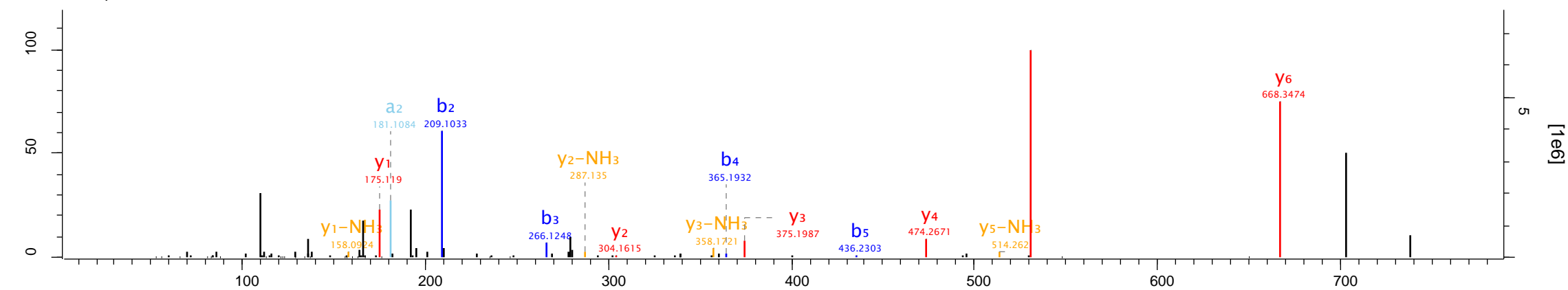
m/z

Gene names

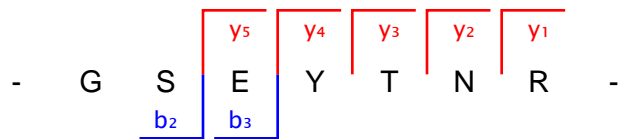
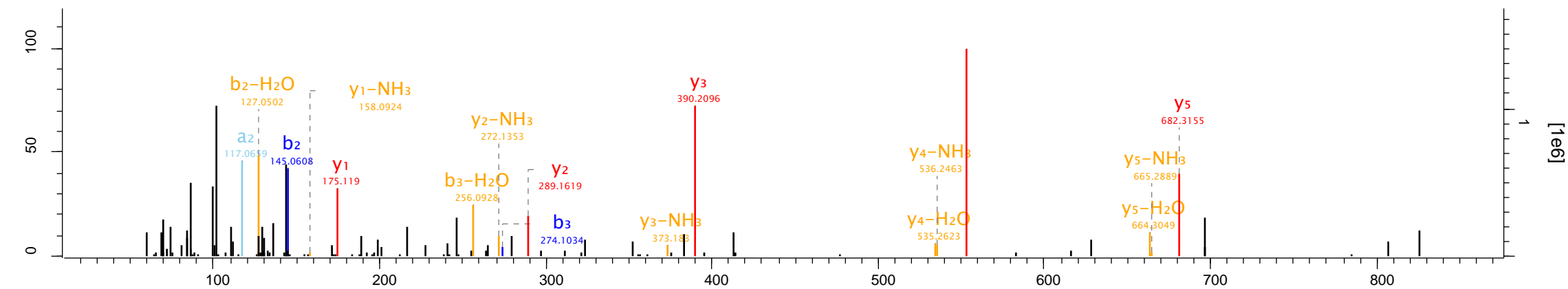
20140602_QEp4_FaHo_SA_SNT2593 FTMS; 87.26 482.24 TY2B-C;TY2B-B;TY2B-GR2;TY2B-F;TY2B-GR1;TY2A-GR1;TY2B-OR1;TY2A-DR2;TY2B-DR1;TY2B-DR3;TY2B-LR1;TY2B-OR2;TY2A-OR1;TY2A-LR2;TY2A-OR2;



20140602_QEp4_Fa 61; N 86637(TY1B-ML1;TY1B-BR;TY1B-H;TY1B-MR2;TY1B-OR;TY1B-DR1;TY1B-NL2;TY1B-PR2;TY1B-DR5;TY1B-PR1;TY1B-JR2;TY1B-NL1;TY2B-C;TY1B-OL;TY1B-LR4;TY1B-ML2;TY1B-DR3;TY1B-

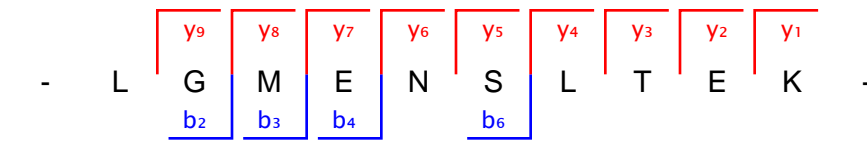
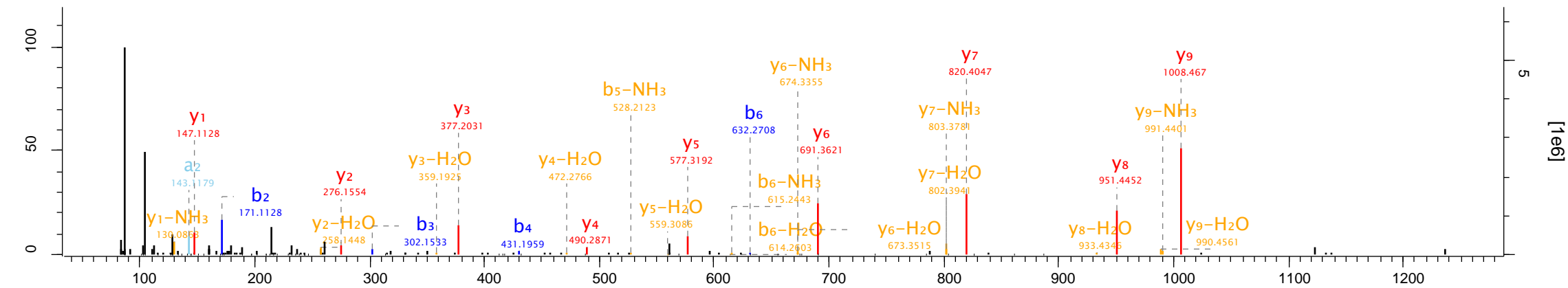


20140602_QEp4_FaHo_SA_2100_FTMS; 138.8413.6 TY1B-ML1;TY1B-BR;TY1B-H;TY1B-MR2;TY1B-OR;TY1B-DR1;TY1B-NL2;TY1B-PR2;TY1B-DR5;TY1B-PR1;TY1B-JR2;TY1B-NL1;TY1B-OL;TY1B-LR4;TY1B-ML2;TY1B-DR3;

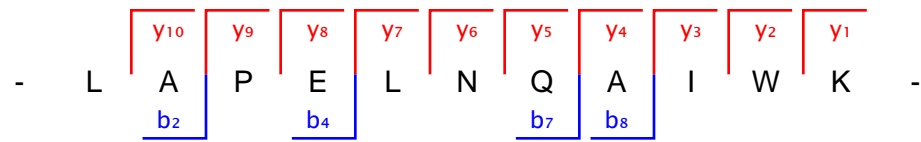
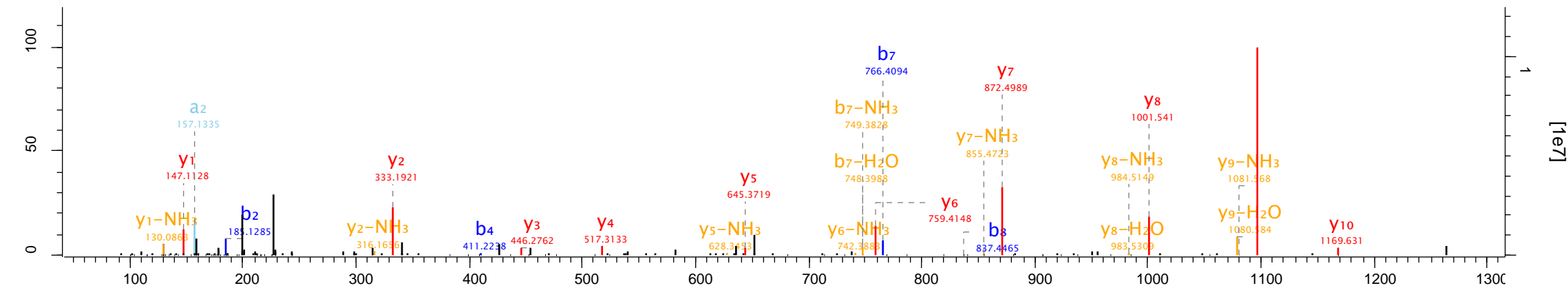


Raw file Scan Method Score m/z Gene names

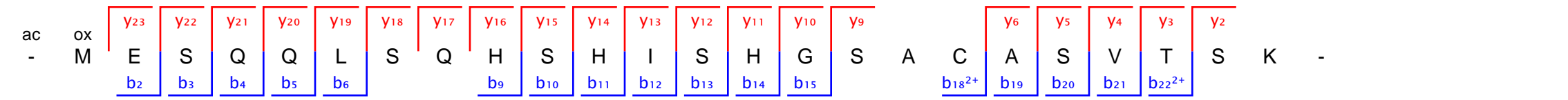
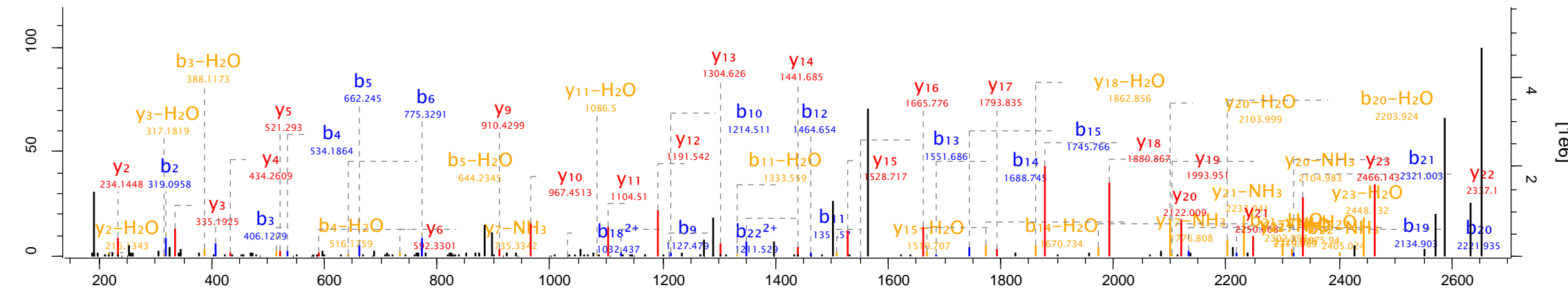
20140602_QEp4_FaHo_SA_SNT46631 FTMS; 157.71561.21; TY1B-ML1;TY1B-BR;TY1B-H;TY1B-MR2;TY1B-OR;TY1B-PR2;TY1B-DR5;TY1B-PR1;TY1B-JR2;TY1B-NL1;TY1B-OL;TY1B-LR4;TY1B-ML2;TY1B-PR3;TY1B-PL;TY1B-



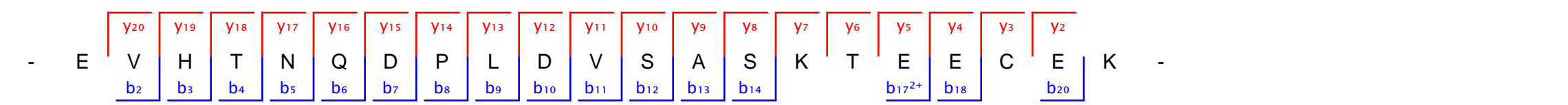
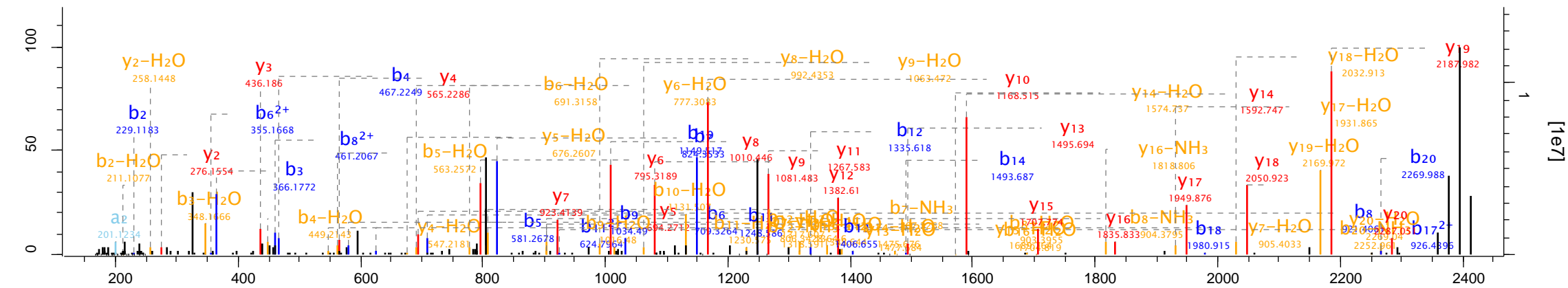
Raw file	Scan	Method	Score	m/z	Gene names
20140602_QEp4_FaHo_SA_SNT2_03	8235	FTMS; HCD	169.65	642.37	RPL31A;RPL31B



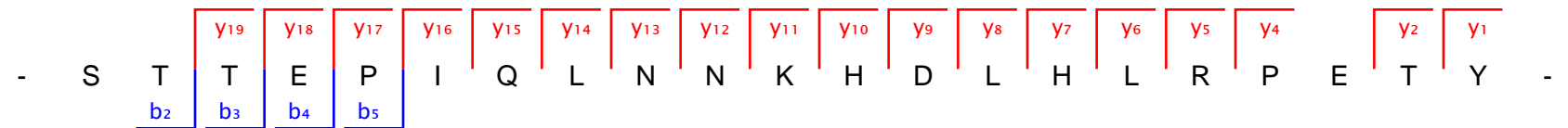
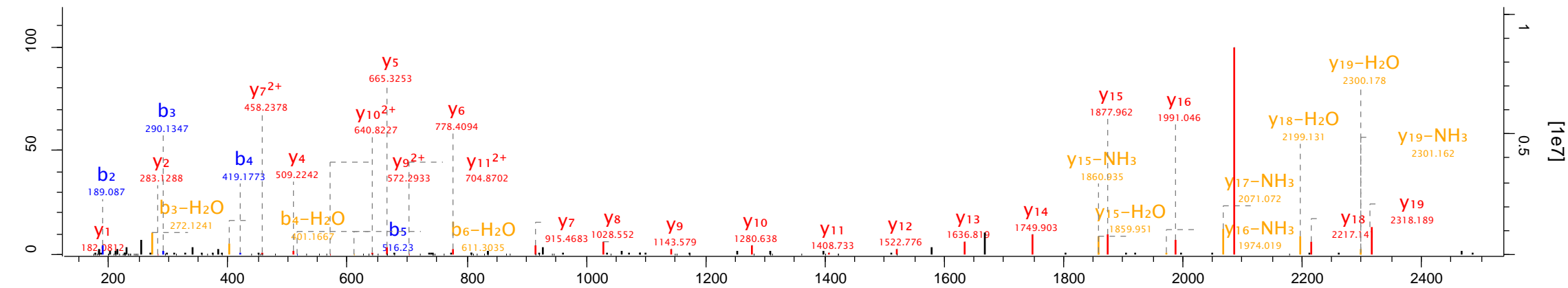
Raw file Scan Method Score m/z Gene names
 20140602_QEp4_FaHo_SA_SPP1_01 3273 FTMS; HCD 249.91 886.07 TY1B-JR2;TY1B-ML2



20140602_QEp4_FaHo_SA_SPP1_0 3836 FTMS; HCC 405.88 806.37 TY1A-PR1;TY1A-A;TY1A-DR4;TY1B-PR1;TY1B-JR2;TY1A-PL;TY1A-LR2;TY1A-ER1;TY1A-DR6;TY1B-OL;TY1B-LR4;TY1B-ML2;TY1B-PR3;TY1B-PL;TY1B-L

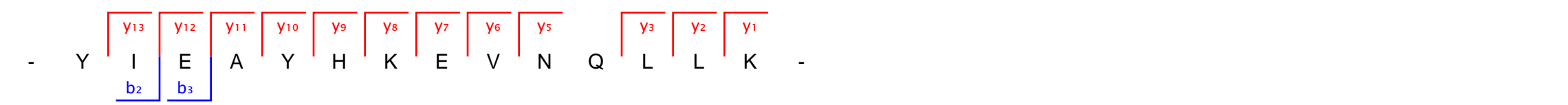
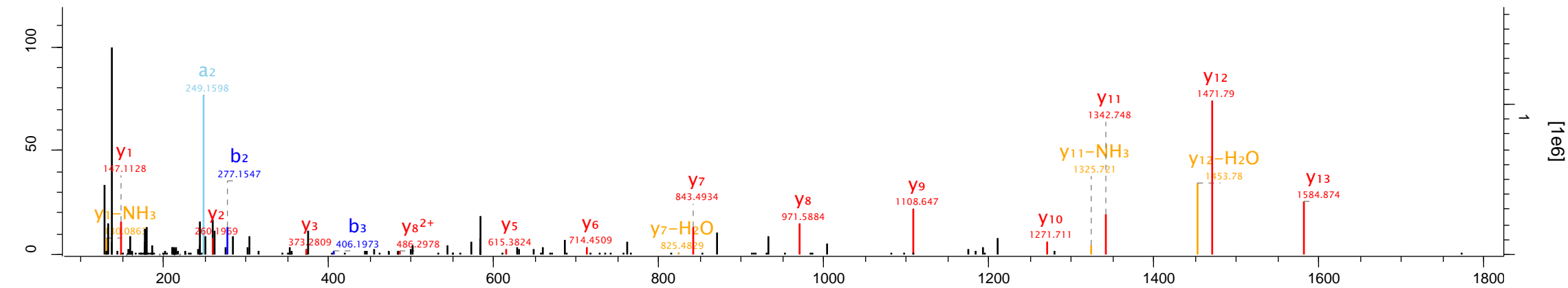


Raw file Scan Method Score m/z Gene names
 20140602_QEp4_FaHo_SA_SPP1_01 5705 FTMS; HCD 149.53 836.1 TY1A-PR1;TY1A-A;TY1A-DR4

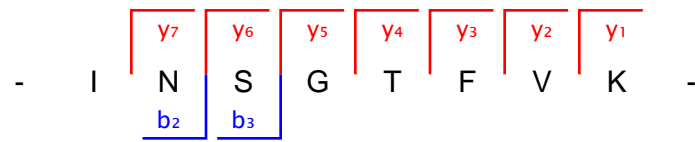
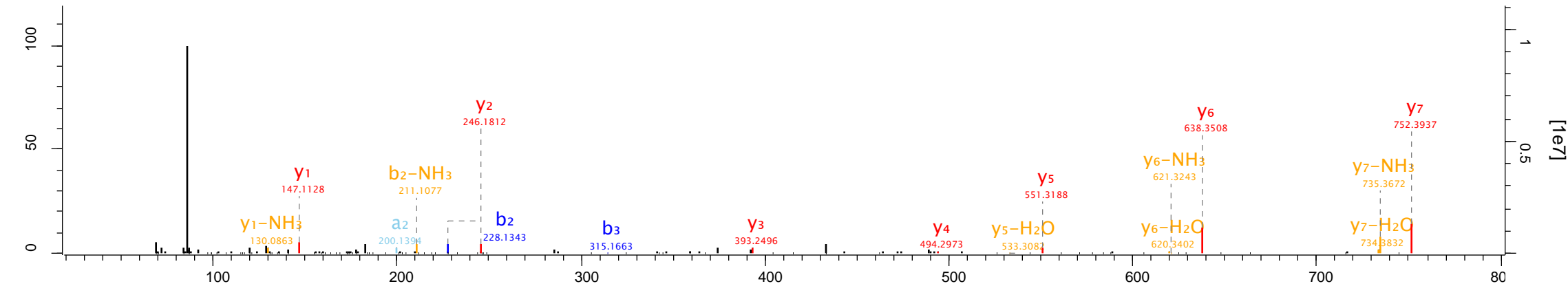


Raw file Scan Method Score m/z Gene names

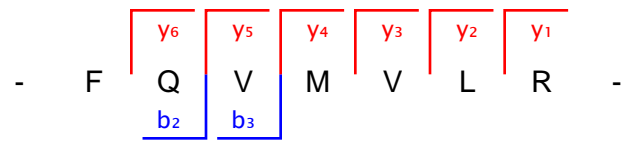
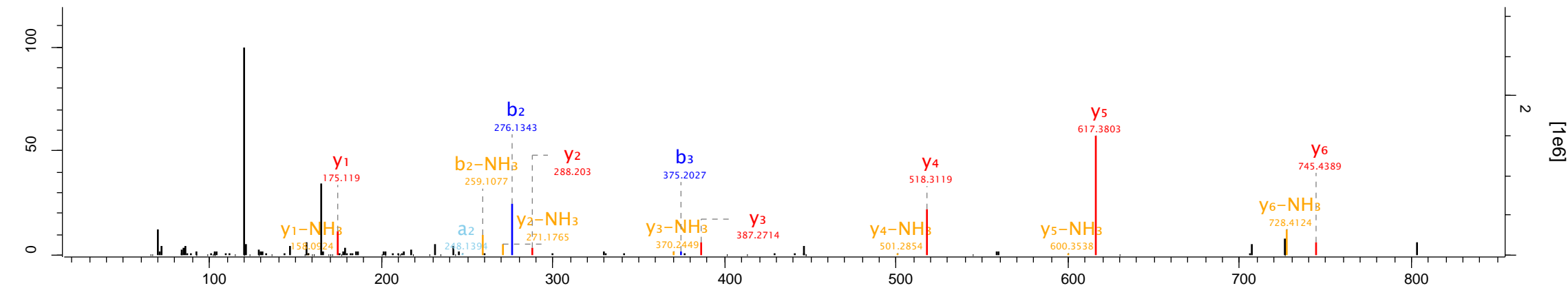
20140602_QEp4_FaHo_SA_S 58L; FTMS; 77.78 583.3 TY1B-ML1;TY1B-BR;TY1B-OR;TY1B-DR1;TY1B-NL2;TY1B-PR2;TY1B-DR5;TY1B-PR1;TY1B-JR2;TY1B-NL1;TY1B-OL;TY1B-LR4;TY1B-ML2;TY1B-DR3;TY1B-PR3;TY1B-



Raw file	Scan	Method	Score	m/z	Gene names
20140602_QEp4_FaHo_SA_SPP1_02	3640	FTMS; HCD	100.02	433.24	RPL7A;RPL7B

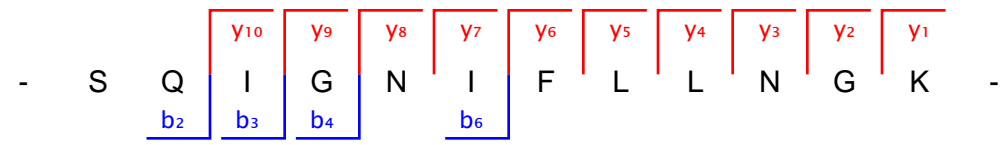
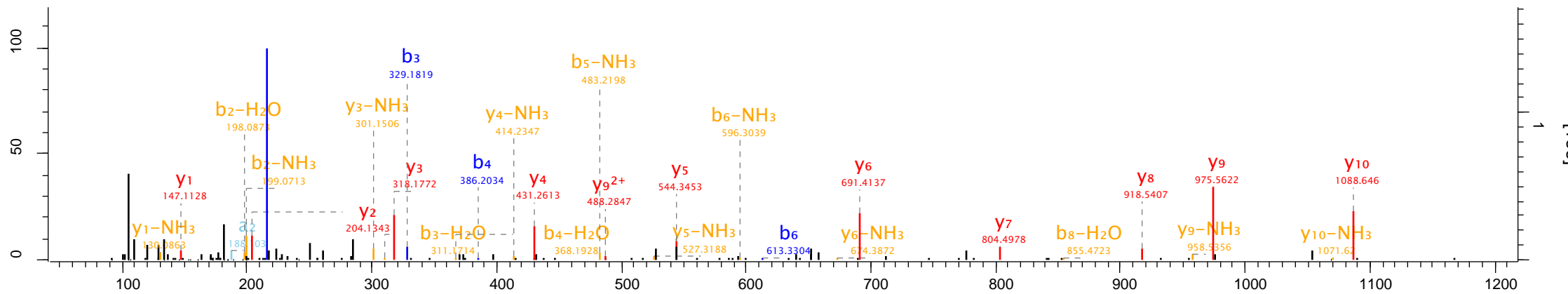


Raw file	Scan	Method	Score	m/z	Gene names
20140602_QEp4_FaHo_SA_SPP1_02	7551	FTMS; HCD	128.75	446.76	RPL14B;RPL14A

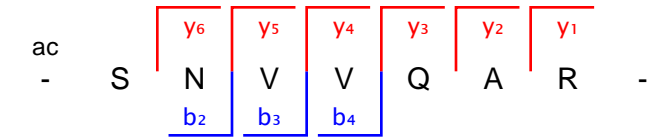
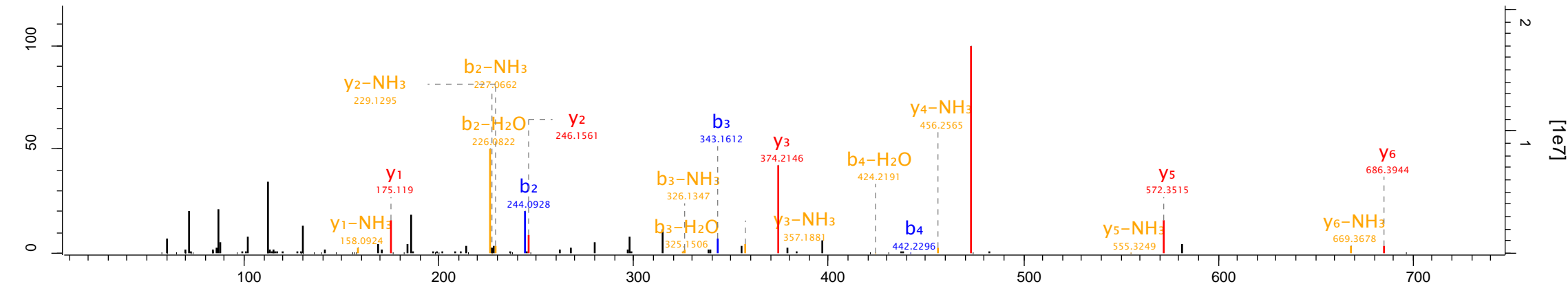


Raw file Scan Method Score m/z Gene names

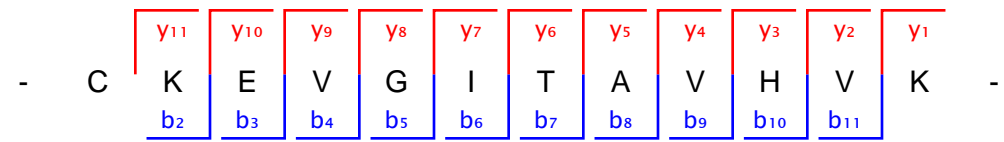
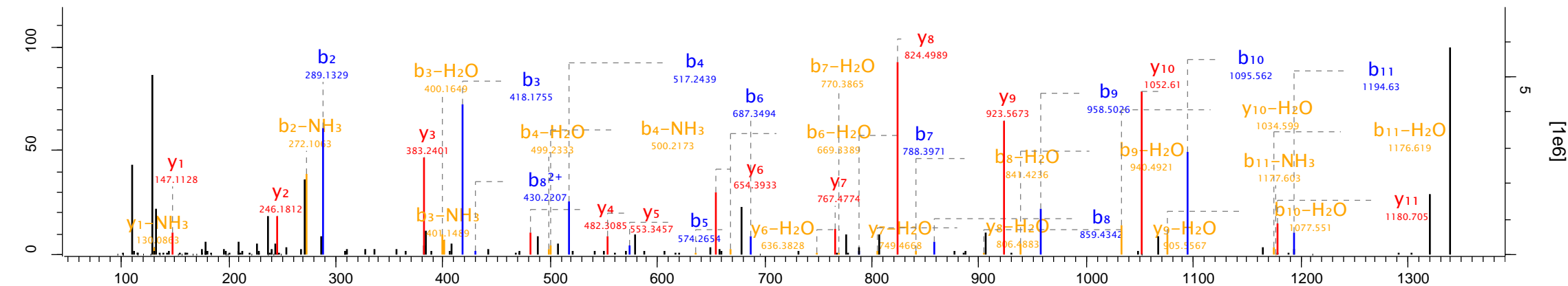
20140602_QEp4_FaHo_SA_SPP1_03 9441 FTMS; HCD 144.27 652.88 TY1B-DR1;TY1B-NL2;TY1B-PR1;TY2B-C;TY1B-LR4;TY1B-DR3;TY1B-DR6;TY2B-B;TY2B-GR2;TY2B-F;TY2B-GR1;TY2B-OR1;TY2B-DR1;TY2B-LR1;TY2B



Raw file	Scan	Method	Score	m/z	Gene names
20140602_QEp4_FaHo_SA_SPT7_01	3375	FTMS; HCD	108.92	408.22	RPS14A

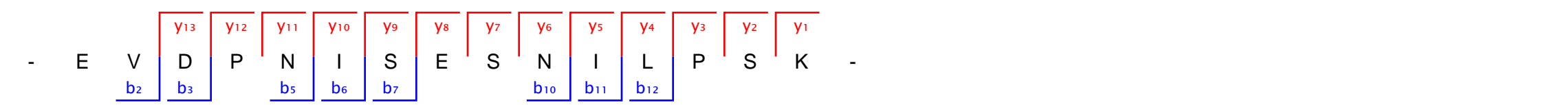
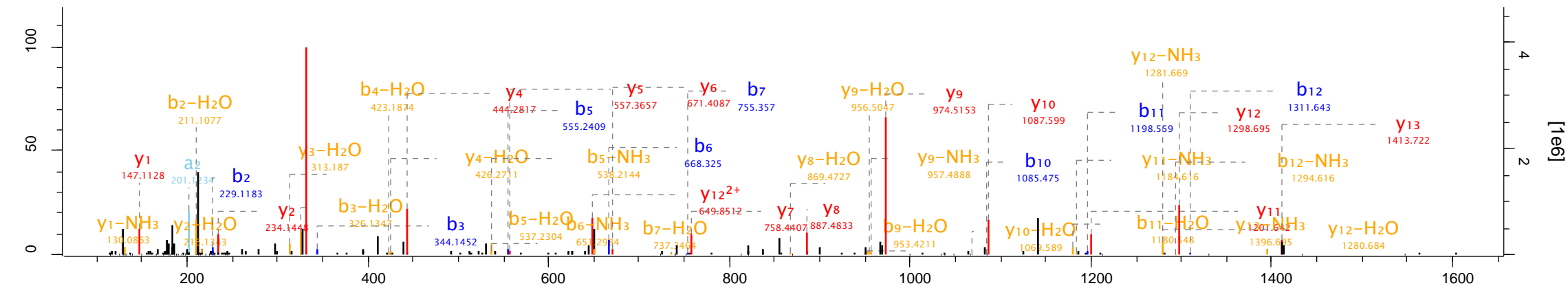


Raw file 20140602_QEp4_FaHo_SA_SPT7_01 Scan 3448 Method FTMS; HCD Score 210.73 m/z 670.87 Gene names RPS14B;RPS14A



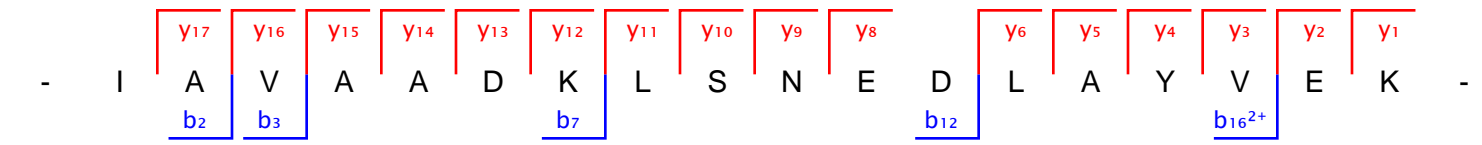
Raw file Scan Method Score m/z Gene names

20140602_QEp4_FaHo_SA_S 66Q1 FTMS; 201.3 821.4 TY1B-ML1;TY1B-BR;TY1B-H;TY1B-MR2;TY1B-OR;TY1B-DR1;TY1B-PR2;TY1B-DR5;TY1B-PR1;TY1B-JR2;TY1B-OL;TY1B-LR4;TY1B-ML2;TY1B-DR3;TY1B-PR3;TY1B-P



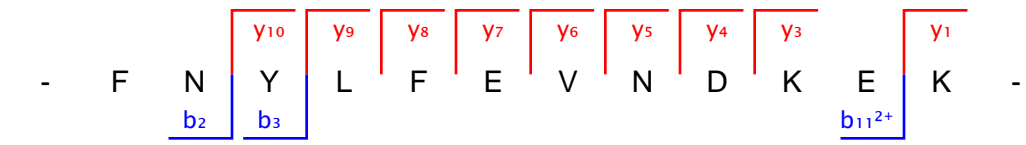
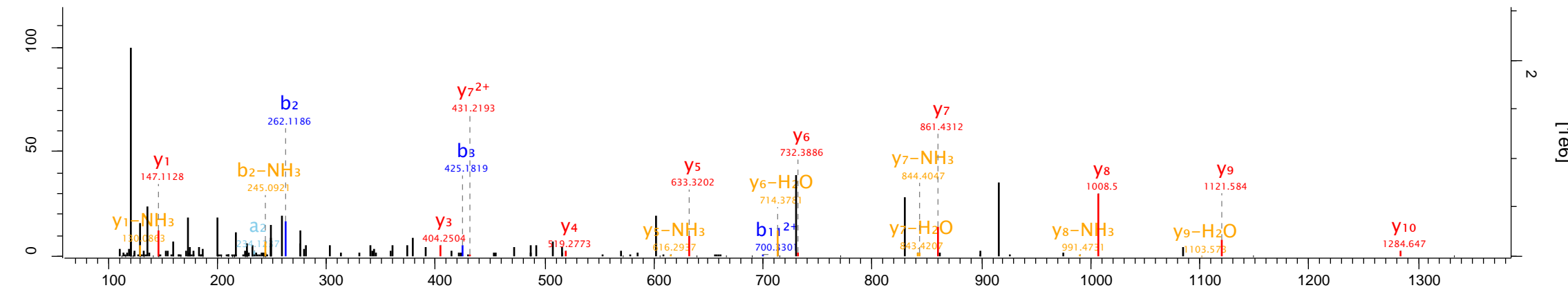
Raw file Scan Method Score m/z Gene names

20140602_QEp4_FaHo_SA_SPT7_01 6704 FTMS; HCD 89.86 650.34 SLA1



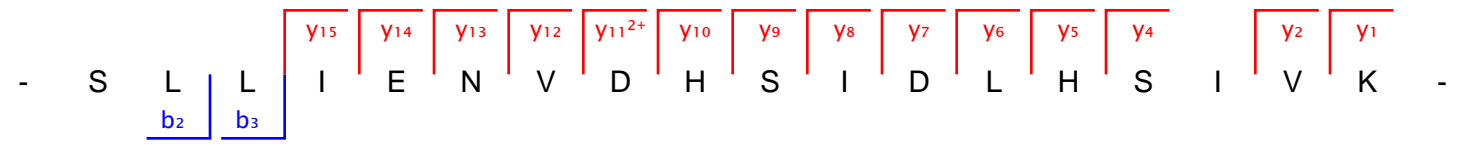
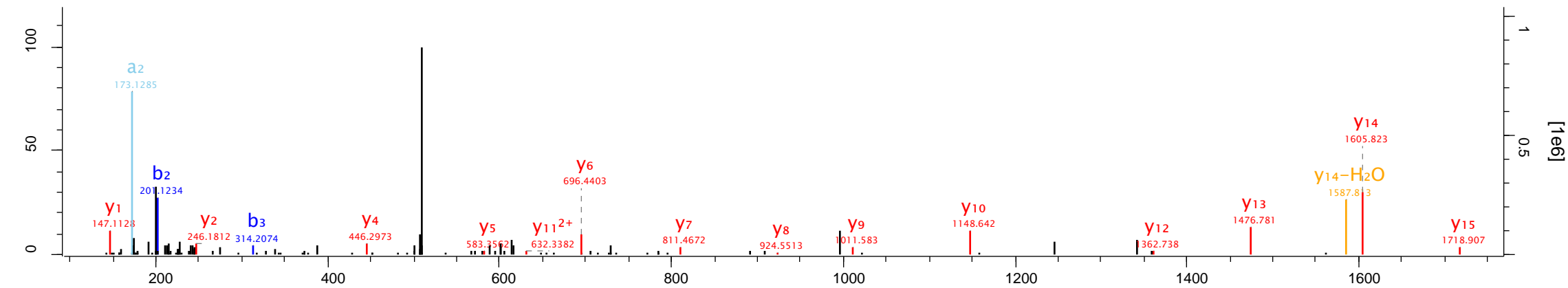
Raw file Scan Method Score m/z Gene names

20140602_QEp4_FaHo_SA_SPT7_01 7128 FTMS; HCD 90.7 516.26 PAM16



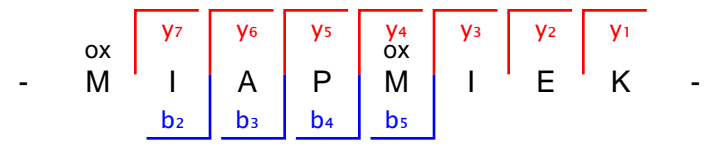
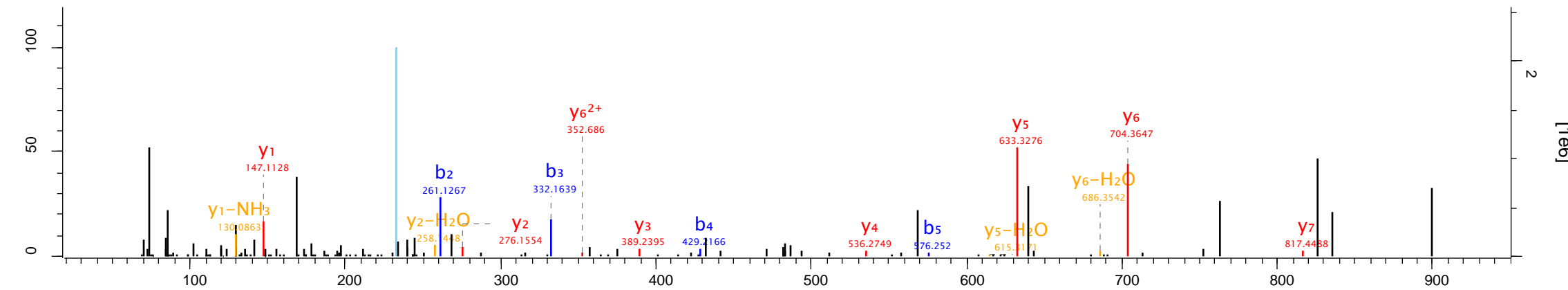
Raw file Scan Method Score m/z Gene names

20140602_QEp4_FaHo_SA_SPT7_01 9483 FTMS; HCD 66.89 509.03 NAB6

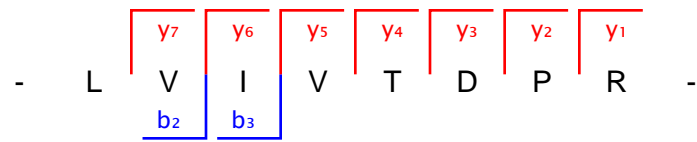
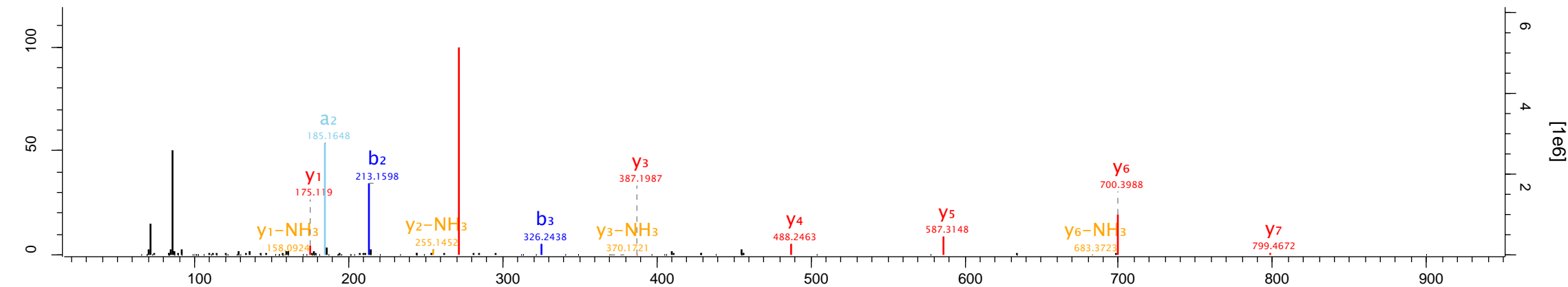


Raw file Scan Method Score m/z Gene names

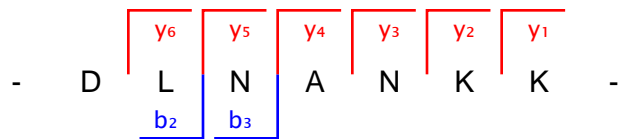
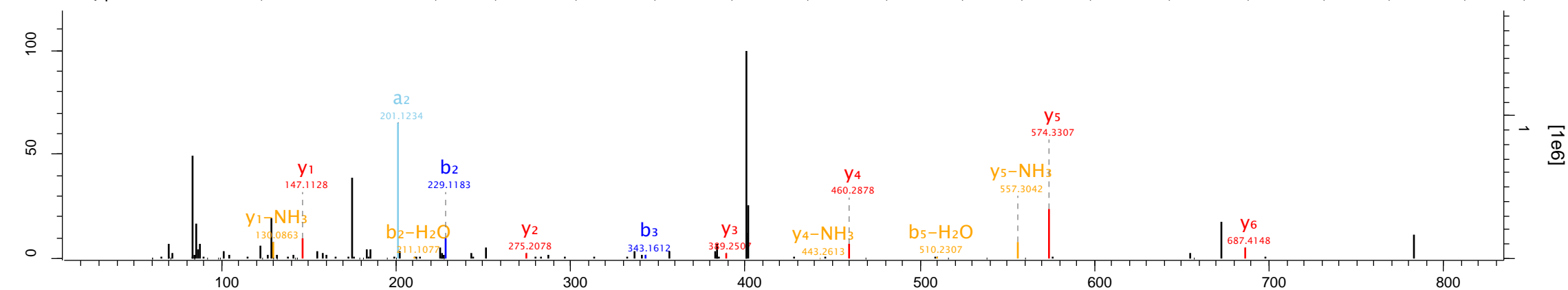
20140602_QEp4_FaHo_SA_SPT7_02 3850 FTMS; HCD 91.07 482.75 TRX2;TRX1



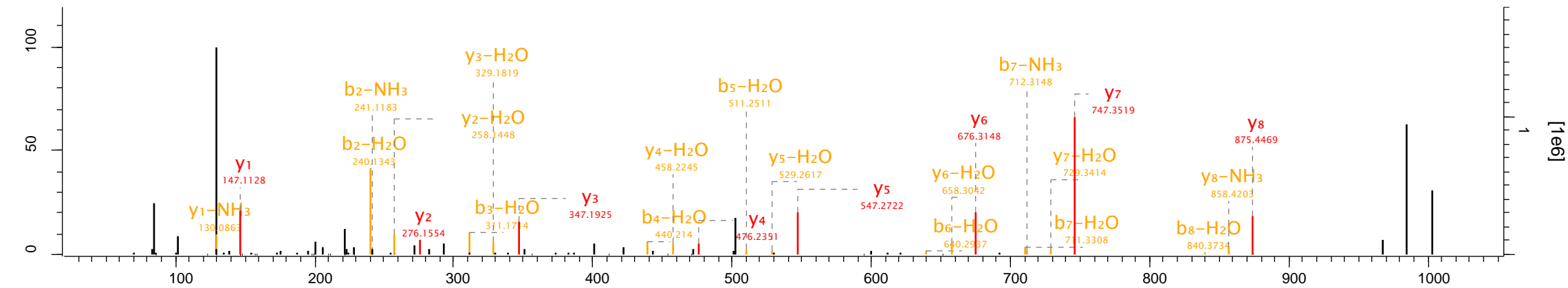
Raw file	Scan	Method	Score	m/z	Gene names
20140602_QEp4_FaHo_SA_SPT7_02	5309	FTMS; HCD	79.47	456.78	RPS0B;RPS0A



20140602_QEp4_FaHo_S/85# FTMS; 64.7(401.); TY1B-ML1;TY1B-H;TY1B-MR2;TY1B-DR1;TY1B-NL2;TY1B-PR2;TY1B-DR5;TY1B-PR1;TY2B-C;TY1B-OL;TY1B-ML2;TY1B-DR3;TY1B-PR3;TY1B-PL;TY1B-LR2;TY1B-A;TY2B-



Raw file	Scan	Method	Score	m/z	Gene names
20140602_QEp4_FaHo_SA_SPT7_03	1668	FTMS; HCD	155	502.75	RPL13B;RPL13A



- E K A E A E A E K -

y8
y7
y6
y5
y4
y3
y2
y1

Raw file

Scan

Method

Score

m/z

Gene names

20140602_QEp4_FaHo_SA_SPT7_03

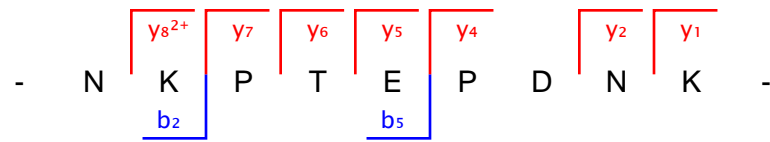
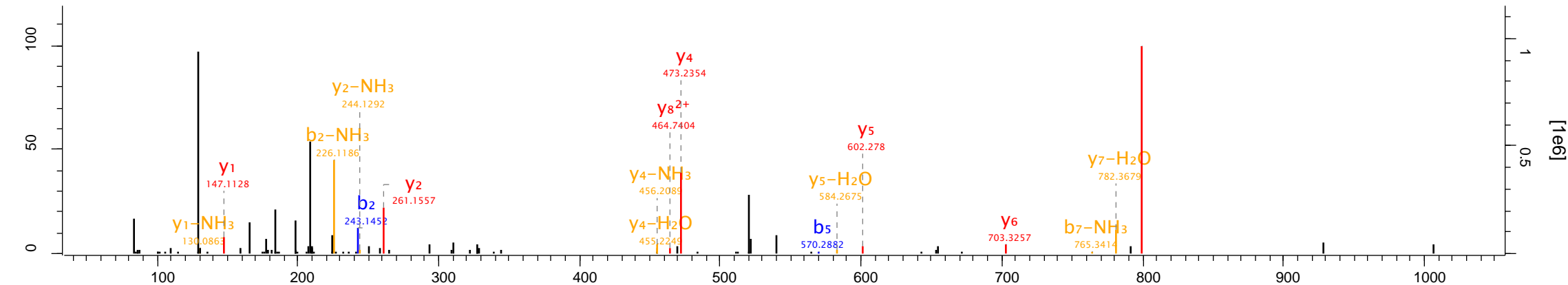
1894

FTMS; HCD

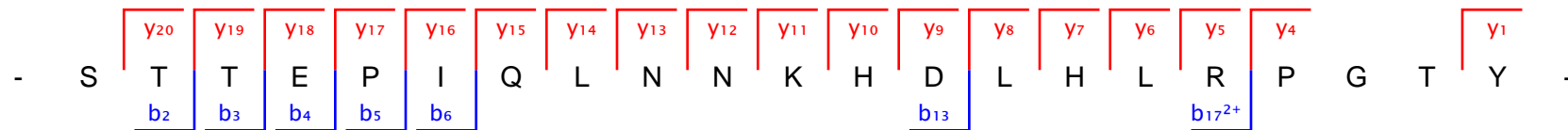
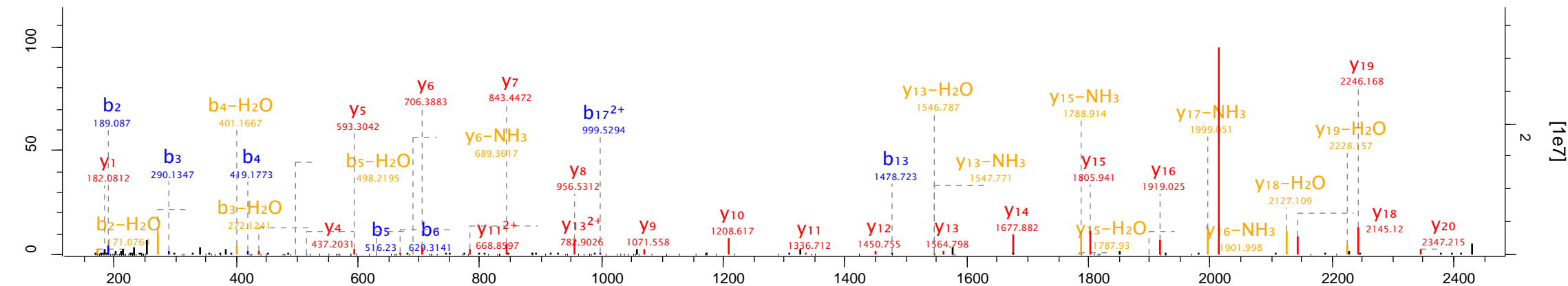
89.89

521.76

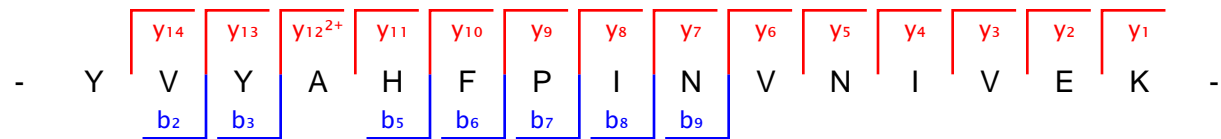
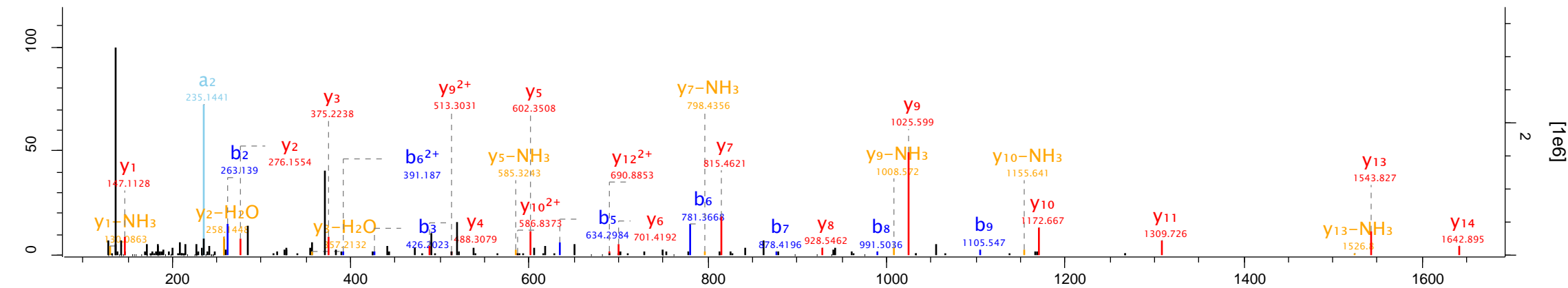
TY1B-ML1;TY1B-H;TY1B-PR2;TY1B-DR5;TY1B-PR1;TY1B-OL;TY1B-ML2;TY1B-PR3;TY1B-PL;TY1B-LR2;TY1B-A



Raw file Scan Method Score m/z Gene names
 20140602_QEp4_FaHo_SA_SPT7_03 5516 FTMS; HCD 193.54 812.42 TY1A-PL;TY1A-LR2;TY1A-ER1;TY1A-DR6

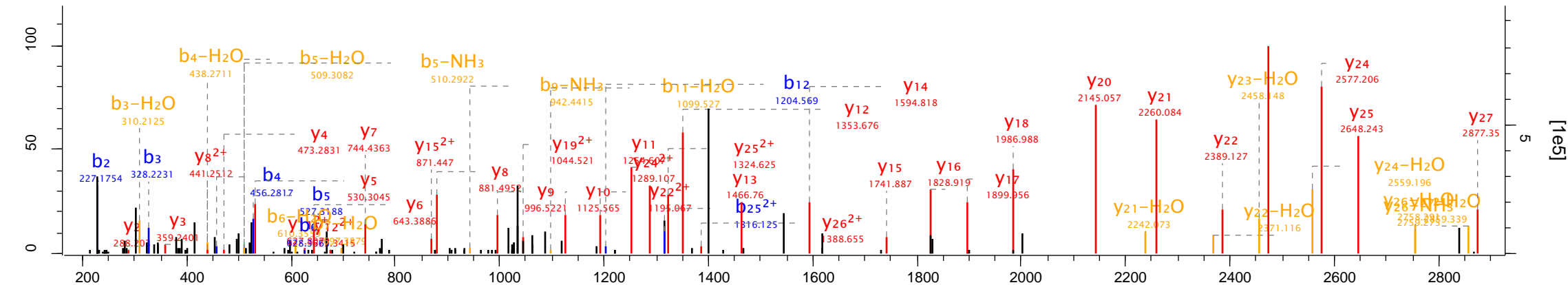


Raw file	Scan	Method	Score	m/z	Gene names
20140602_QEp4_FaHo_SA_SPT7_03	9232	FTMS; HCD	154.72	602.66	RPL9A;RPL9B



Raw file Scan Method Score m/z Gene names

20140602_QEp4_FaHo_SA_SPT7_03 9256 FTMS; HCD 171.08 1035.51 RPC19



- L L T Q A T S E D G T S A S F Q I V E E D H T L G N A L

b₂ b₃ b₄ b₅ b₆ b₁₂ b₂₅²⁺ y₂₇ y₂₆²⁺ y₂₅ y₂₄ y₂₃ y₂₂ y₂₁ y₂₀ y₁₉²⁺ y₁₈ y₁₇ y₁₆ y₁₅ y₁₄ y₁₃ y₁₂ y₁₁ y₁₀ y₉ y₈ y₇ y₆ y₅ y₄ y₃ y₂

Raw file

Scan

Method

Score

m/z

Gene names

20140602_QEp4_FaHo_SA_SPT7_03

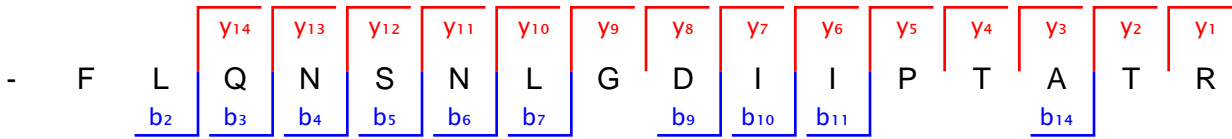
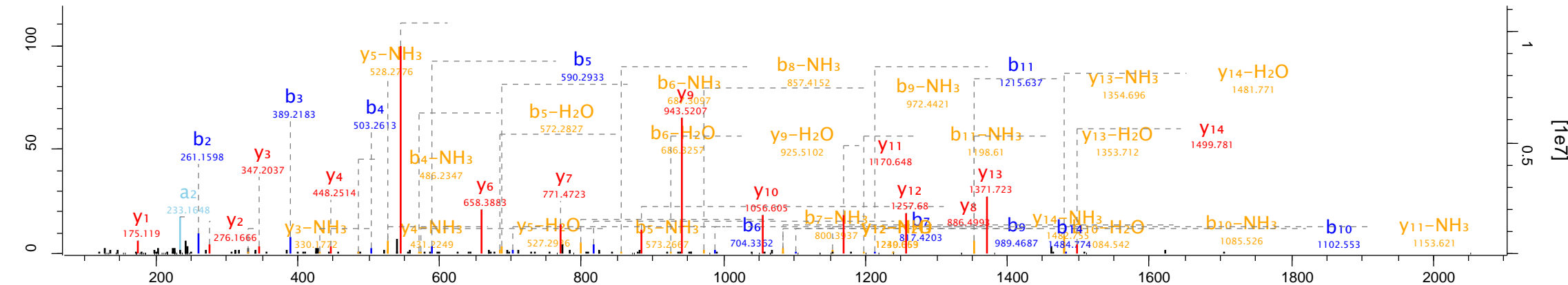
9370

FTMS; HCD

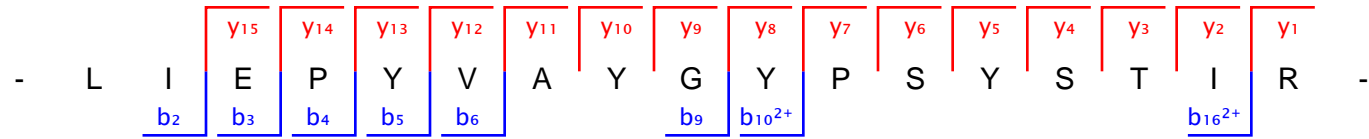
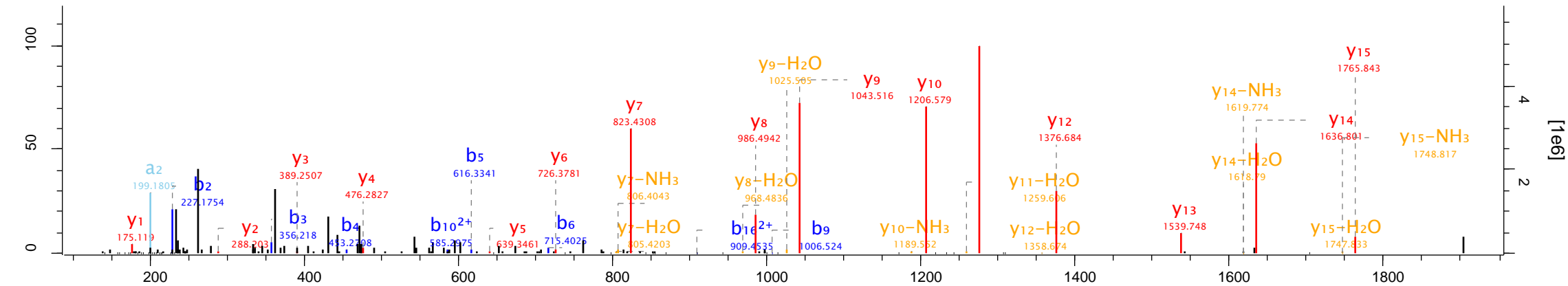
254.68

880.97

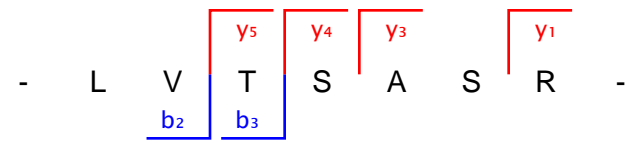
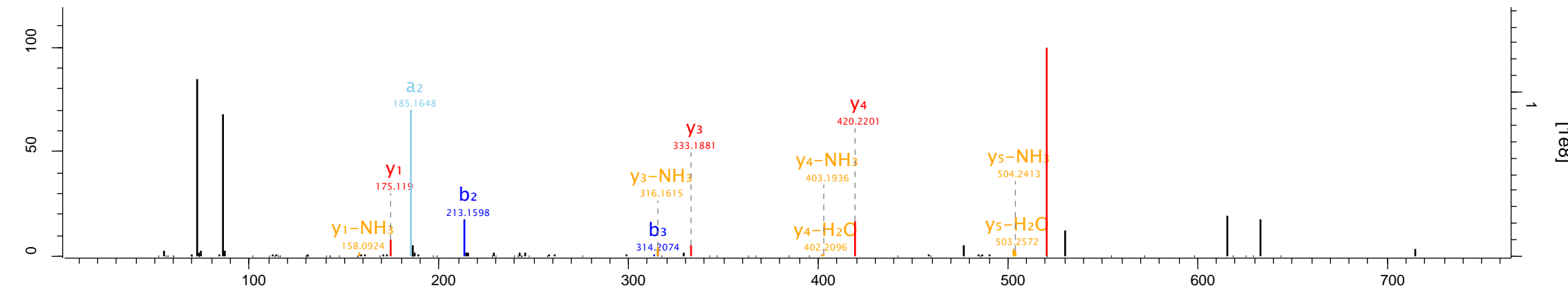
TY1B-NL1;TY1A-DR2;TY1B-BL;TY1B-MR1;TY1A-MR1



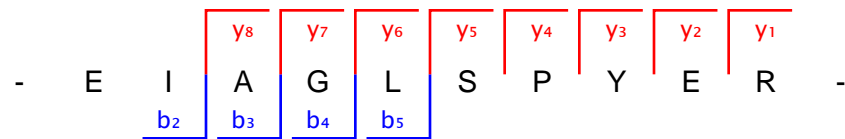
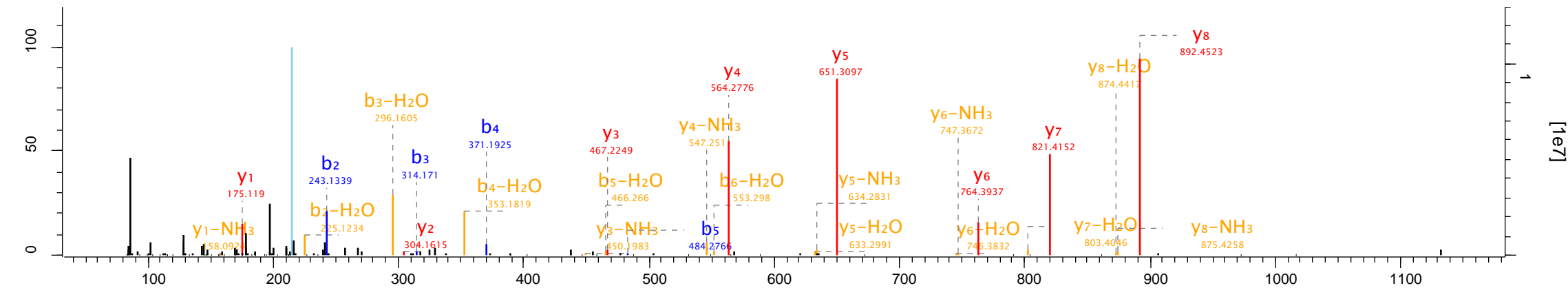
Raw file	Scan	Method	Score	m/z	Gene names
20140602_QEp4_FaHo_SA_SPT7_03	9536	FTMS; HCD	122.46	997.01	RPL7A;RPL7B



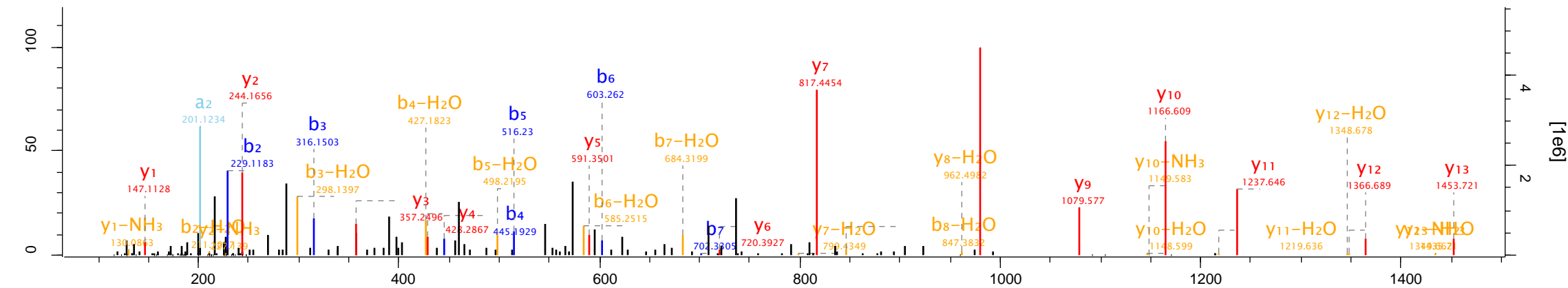
Raw file Scan Method Score m/z
 20140602_QEp4_FaHo_SA_STH1_01 2343 FTMS; HCD 114.02 367.21



Raw file	Scan	Method	Score	m/z	Gene names
20140602_QEp4_FaHo_SA_STH1_02	5230	FTMS; HCD	169.76	567.79	RPL36B;RPL36A



Raw file	Scan	Method	Score	m/z	Gene names
20140602_QEp4_FaHo_SA_STH1_02	8369	FTMS; HCD	164.93	841.42	RPS26A;RPS26B

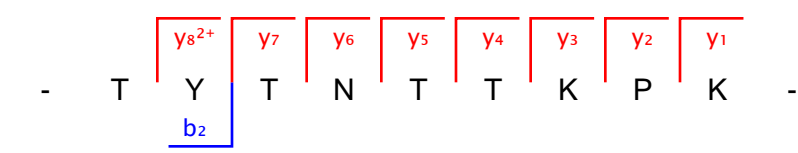
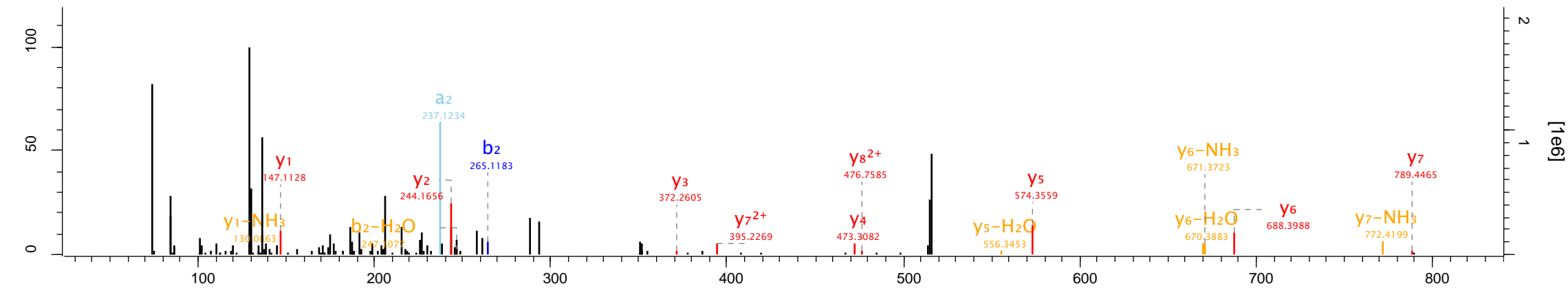


- D L S E A S V Y P E Y A L P K -

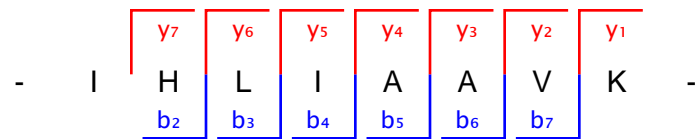
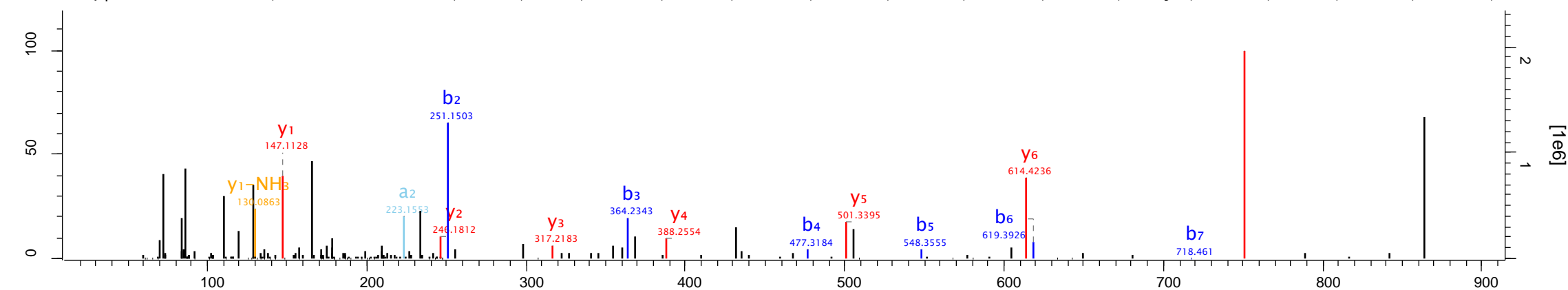
b₂ b₃ b₄ b₅ b₆ b₇

y₁₃ y₁₂ y₁₁ y₁₀ y₉ y₈ y₇ y₆ y₅ y₄ y₃ y₂ y₁

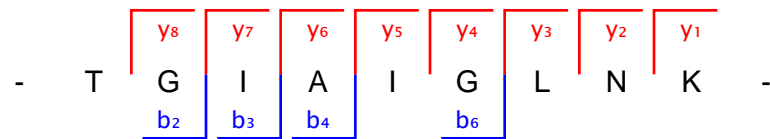
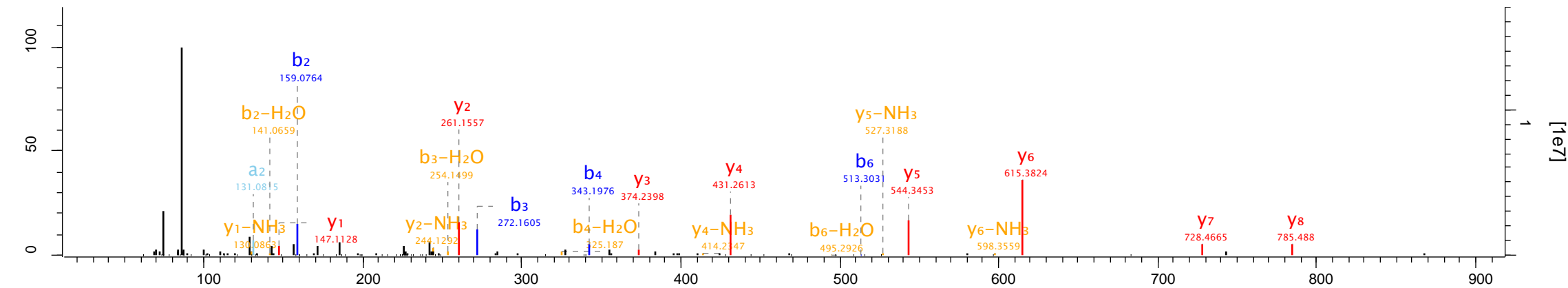
Raw file	Scan	Method	Score	m/z	Gene names
20140602_QEp4_FaHo_SA_SWD3_01	1724	FTMS; HCD	83.78	351.86	TY1B-NL1;TY1A-DR2;TY1B-BL;TY1B-MR1;TY1A-MR1



20140602_QEp4_FaHo_SA_44.D FTMS; 117.9 432.7 TY1B-ML1;TY1B-BR;TY1B-H;TY1B-MR2;TY1B-OR;TY1B-DR1;TY1B-NL2;TY1B-PR2;TY1B-DR5;TY1B-PR1;TY1B-JR2;TY1B-NL1;TY1B-OL;TY1B-LR4;TY1B-ML2;TY1B-DR3



Raw file	Scan	Method	Score	m/z	Gene names
20140602_QEp4_FaHo_SA_SWD3_01	5241	FTMS; HCD	114.64	443.77	RPL36B;RPL36A

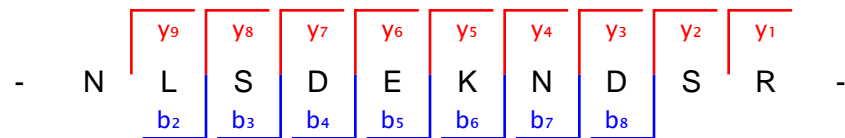
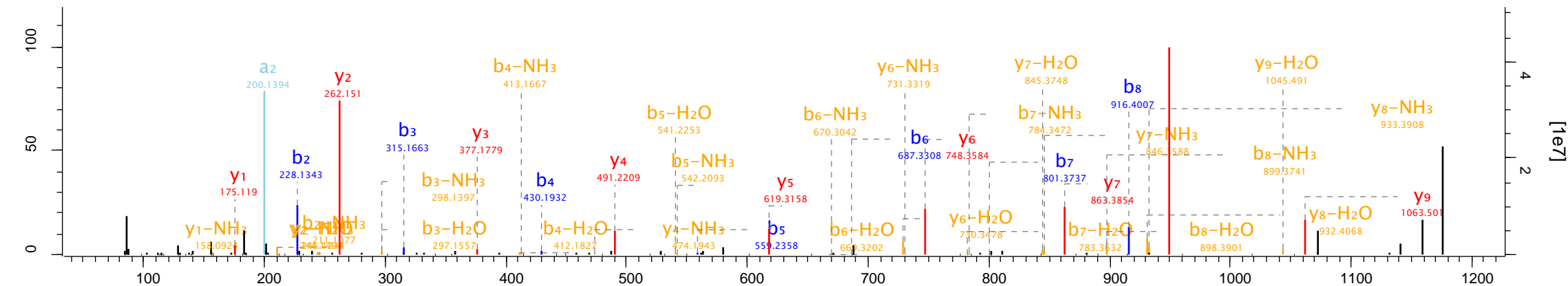


Raw file

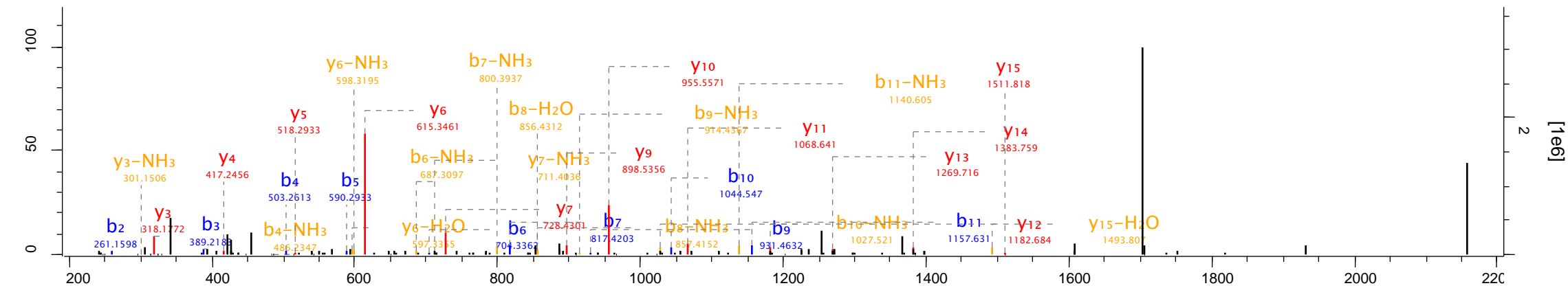
Scan Method Score m/z Gene names

20140602_QEp4_FaHo_SA_SWD3_02

2056 FTMS; HCD 240.78 589.28 TY1A-PL;TY1A-LR2;TY1A-ER1;TY1A-DR6;TY1B-OL;TY1B-LR4;TY1B-ML2;TY1B-PR3;TY1B-PL;TY1B-LR2;TY1B-DR6



20140602_QEp4_FaHo_956 FTMS; 294.2 886.1 TY1B-ML1;TY1B-BR;TY1A-PR1;TY1A-A;TY1A-DR4;TY1B-H;TY1B-MR2;TY1B-OR;TY1B-DR1;TY1B-NL2;TY1B-PR2;TY1B-DR5;TY1B-PR1;TY1B-JR2;TY1A-PL;TY1A-LR2;TY1A-E



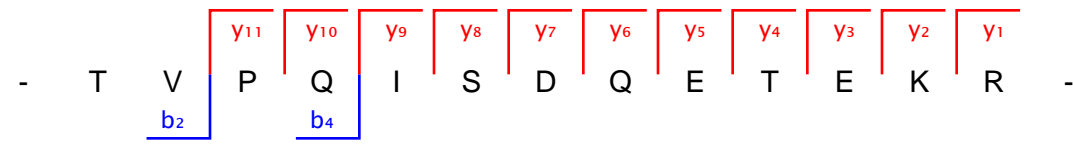
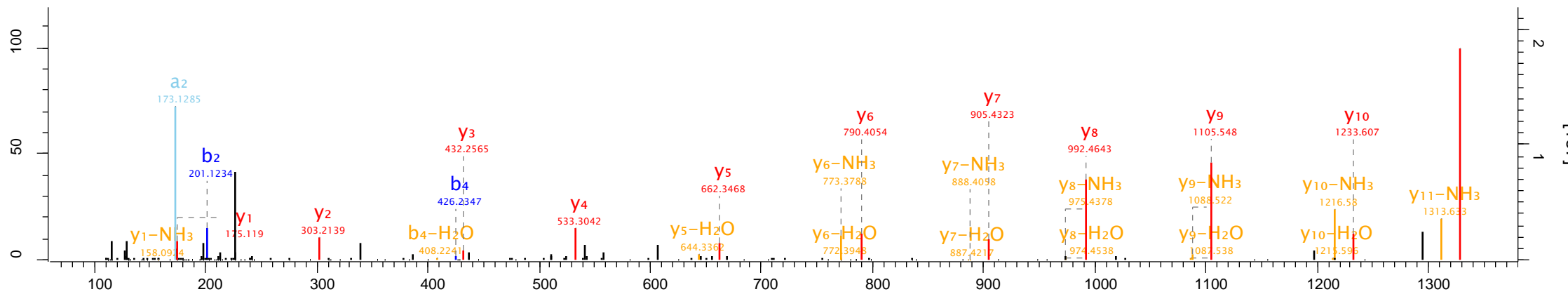
- F L Q N S N L G G I I P T V N G K -

b₂ b₃ b₄ b₅ b₆ b₇ b₉ b₁₀ b₁₁

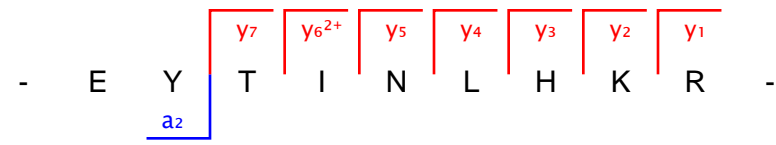
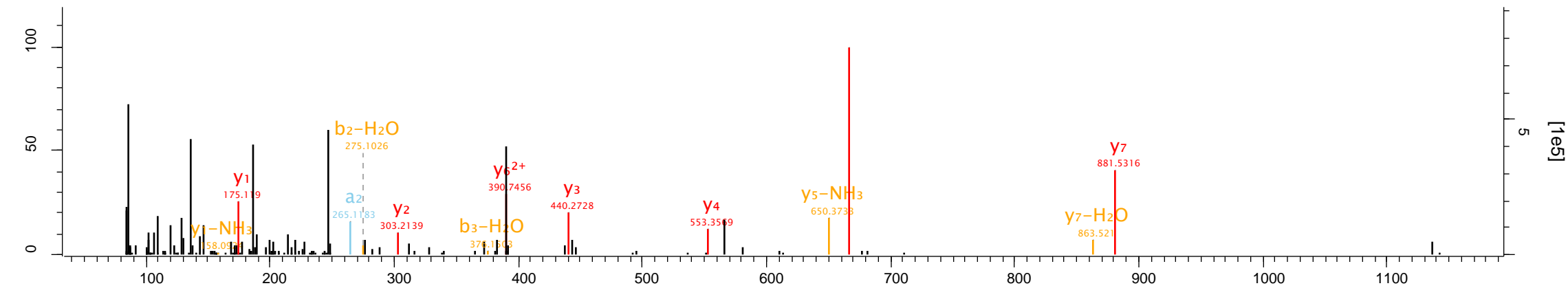
y₁₅ y₁₄ y₁₃ y₁₂ y₁₁ y₁₀ y₉ y₇ y₆ y₅ y₄ y₃

Raw file Scan Method Score m/z Gene names

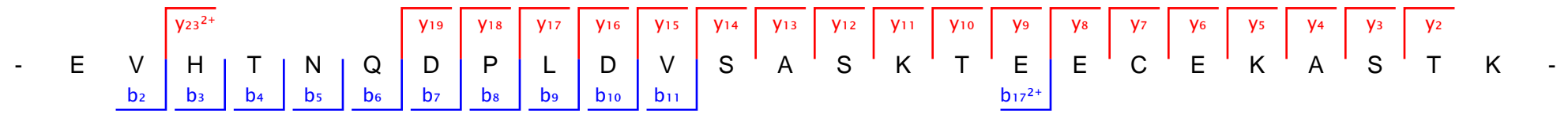
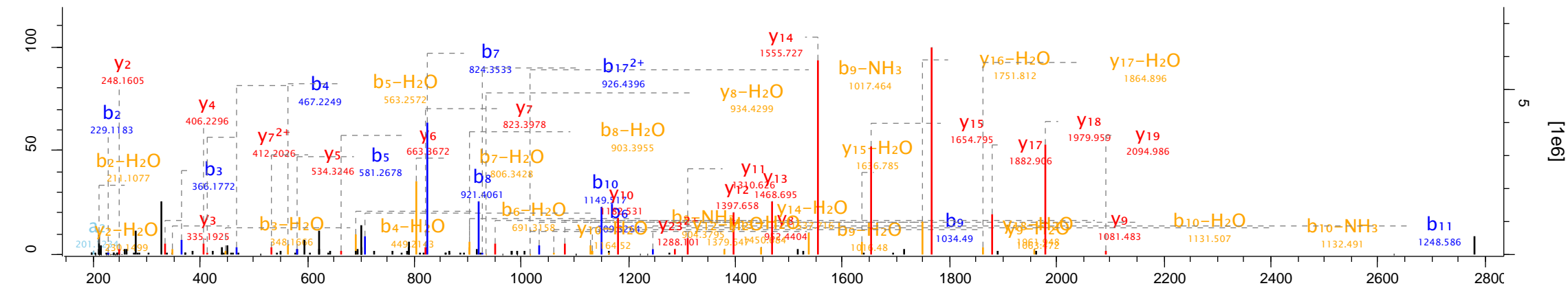
20140602_QEp4_FaHo_SA_SWD3.3061 FTMS; 163.51510.93 TY1B-ML1;TY1B-MR2;TY1B-OR;TY1B-DR1;TY1B-PR2;TY1B-DR5;TY1B-PR1;TY1B-JR2;TY1B-OL;TY1B-LR4;TY1B-ML2;TY1B-DR3;TY1B-PR3;TY1B-PL;TY1B-L



Raw file	Scan	Method	Score	m/z	Gene names
20140602_QEp4_FaHo_SA_SWD3_03	3212	FTMS; HCD	69.82	391.88	RPL31A;RPL31B



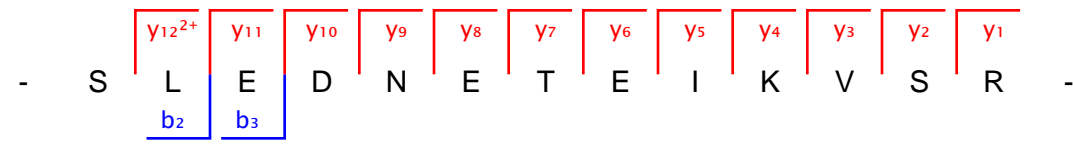
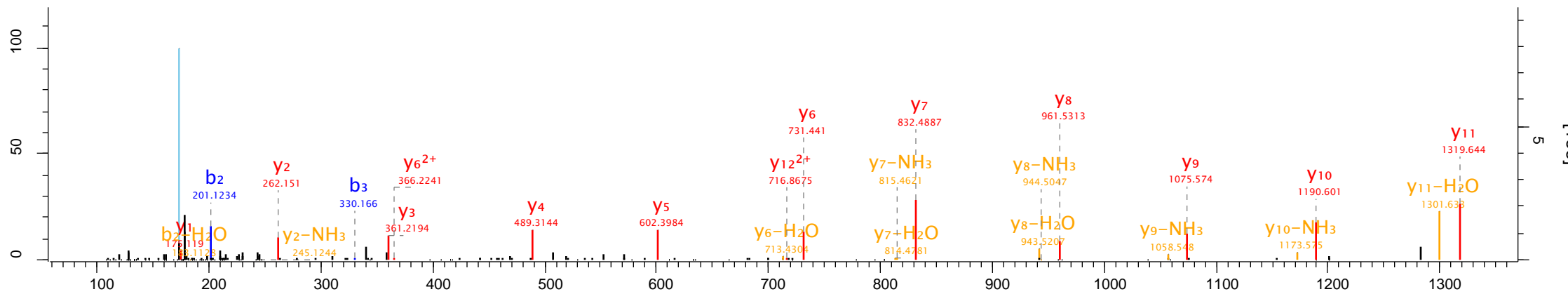
20140602_QEp4_FaHo_SA_SW3_(3506 FTMS; HCC 225.26 701.83 TY1A-PR1;TY1A-A;TY1A-DR4;TY1B-PR1;TY1B-JR2;TY1A-PL;TY1A-LR2;TY1A-ER1;TY1A-DR6;TY1B-OL;TY1B-LR4;TY1B-ML2;TY1B-PR3;TY1B-PL;TY1B-L



Raw file

Scar Method Score m/z Gene names

20140602_QEp4_FaHo_SA_389.D FTMS; 117.9 507.5 TY1B-ML1;TY1B-BR;TY1B-H;TY1B-MR2;TY1B-OR;TY1B-DR1;TY1B-NL2;TY1B-PR2;TY1B-DR5;TY1B-PR1;TY1B-JR2;TY1B-NL1;TY1B-OL;TY1B-LR4;TY1B-ML2;TY1B-DR3



Raw file

Scan

Method

Score

m/z

Gene names

20140602_QEp4_FaHo_SA_SWD3_03

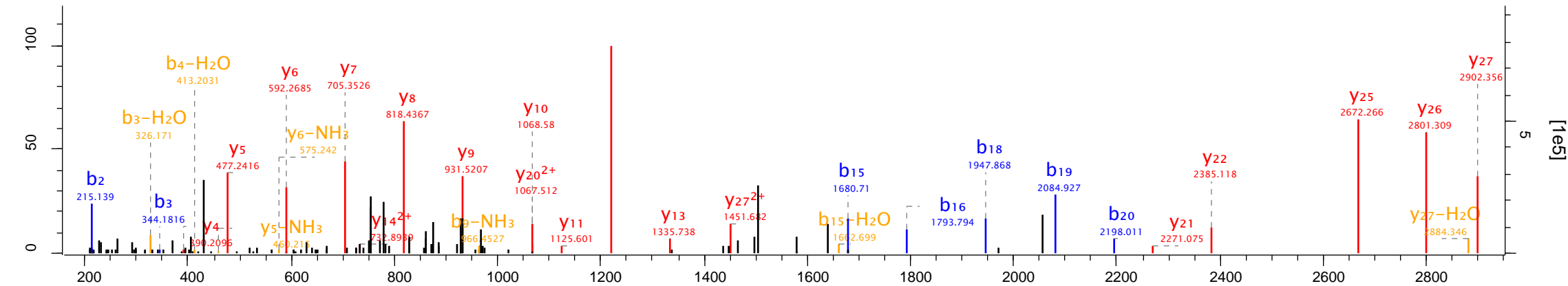
6130

FTMS; HCD

94.27

754.87

TY1B-ML1;TY1B-BR;TY1B-H;TY1B-MR2;TY1B-OR;TY1B-NL2;TY1B-PR2;TY1B-DR5;TY1B-PR1;TY1B-JR2;TY1B-DR3

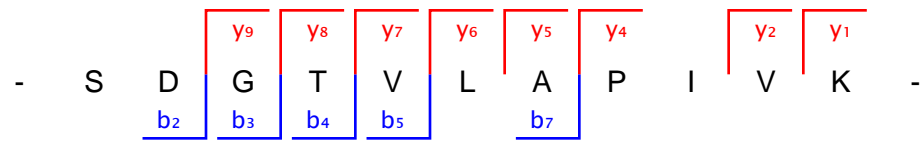
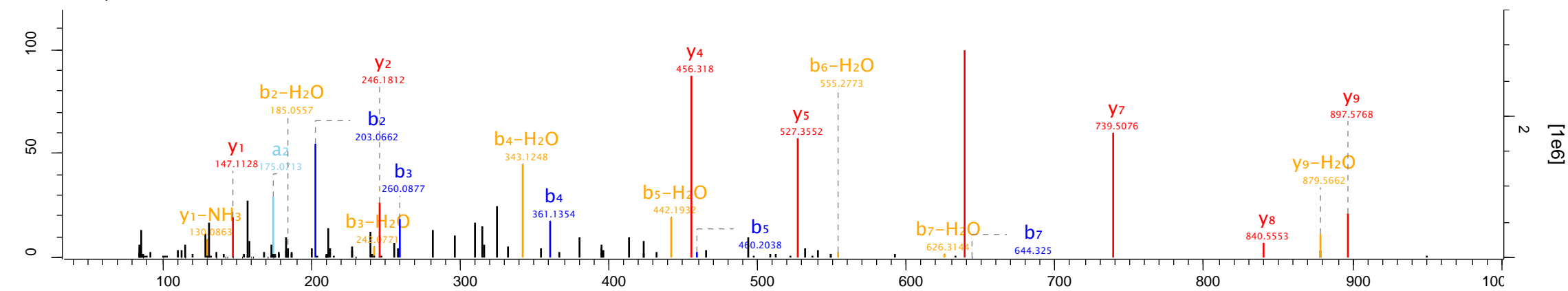


- L T E S T V N H T N H S D D E L P G H L L L D S G A S R

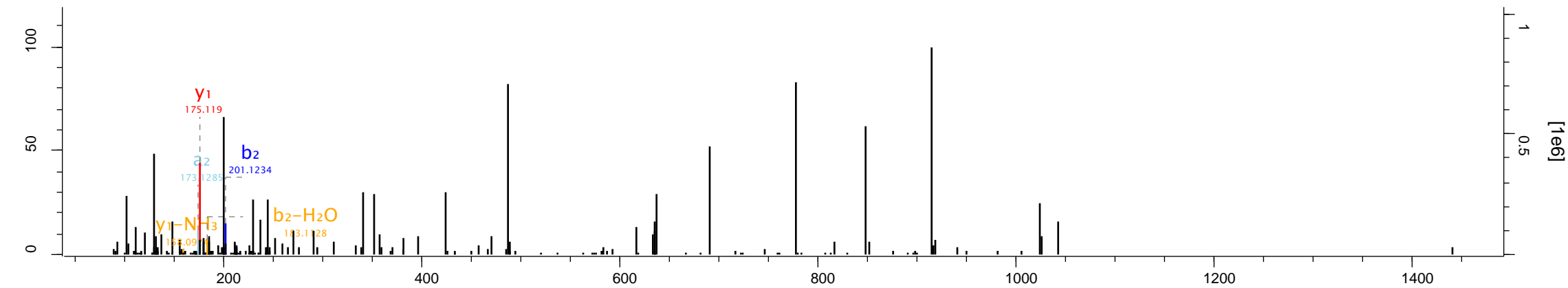
Fragmentation mapping (b and y ions) is shown below the sequence:

- Red boxes above the sequence indicate y-ion fragments: y₂₇ (L-T), y₂₆ (T-E), y₂₅ (E-S), y₂₂ (N-H), y₂₁ (H-T), y₂₀²⁺ (T-N).
- Blue boxes below the sequence indicate b-ion fragments: b₂ (L-T), b₃ (T-E), b₁₅ (E-L), b₁₆ (L-P), b₁₈ (P-G), b₁₉ (G-H), b₂₀ (H-L).

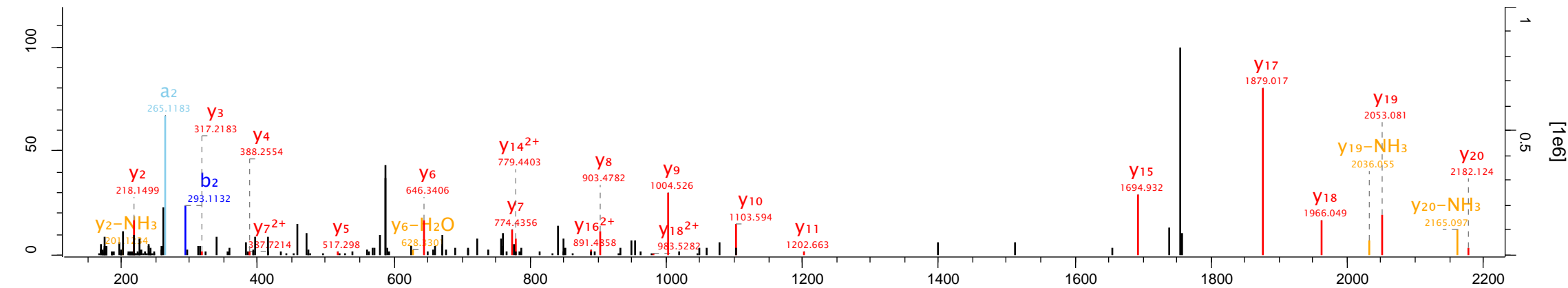
20140602_QEp4_FaHc_622_FTM93_123_550.TY1B-ML1;TY1B-BR;TY1B-H;TY1B-MR2;TY1B-OR;TY1B-DR1;TY1B-NL2;TY1B-PR2;TY1B-DR5;TY1B-PR1;TY1B-JR2;TY1B-NL1;TY2B-C;TY1B-OL;TY1B-LR4;TY1B-ML2;TY1B-DR3;T



Raw file Scan Method Score m/z
20140602_QEp4_FaHo_SA_SWI3_01x 6161 FTMS; HCD 6.29 635.79



Raw file	Scan	Method	Score	m/z	Gene names
20140602_QEp4_FaHo_SA_SWI3_01x	6612	FTMS; HCD	57.48	587.3	RPL17A;RPL17B



- Y E S S P S H I E L V V T E K E E A V A K -

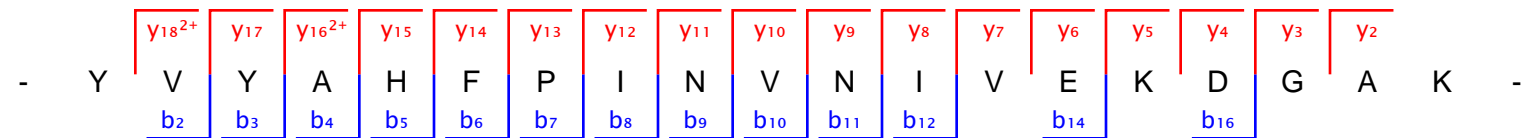
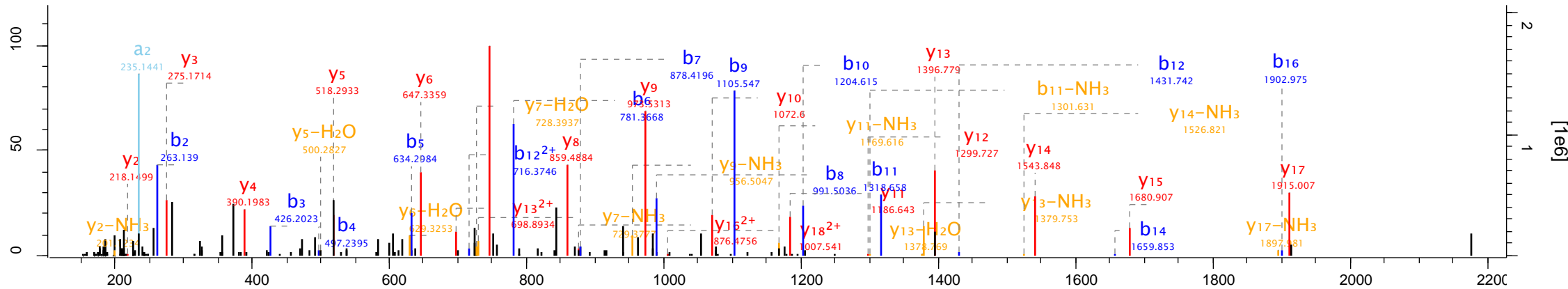
Fragmentation labels above the sequence:

y20 y19 y18 y17 y16²⁺ y15 y14²⁺

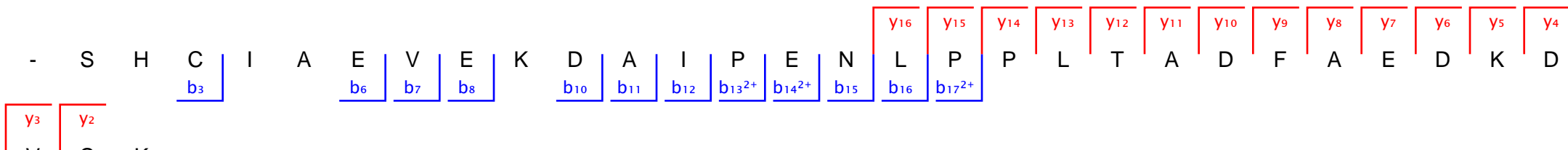
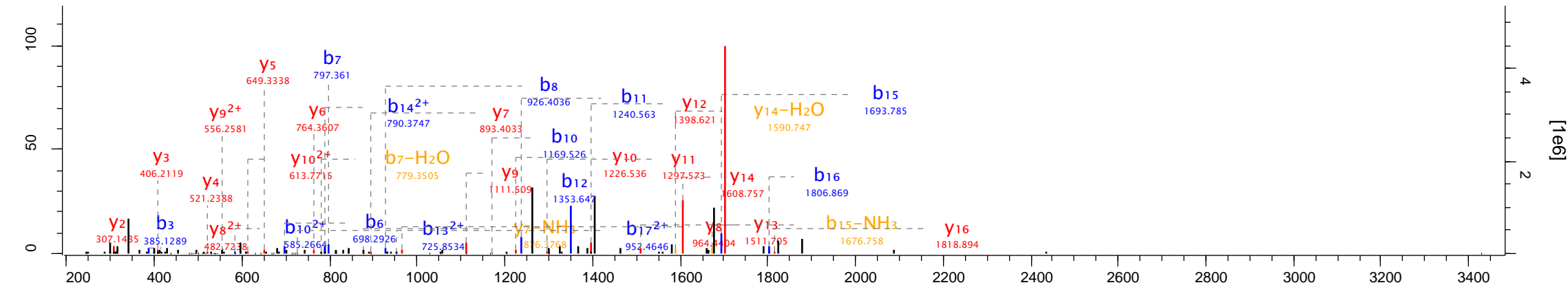
y11 y10 y9 y8 y7 y6 y5 y4 y3 y2

b2

Raw file 20140602_QEp4_FaHo_SA_SWI3_01x Scan 8553 Method FTMS; HCD Score 202.35 m/z 726.72 Gene names RPL9A;RPL9B



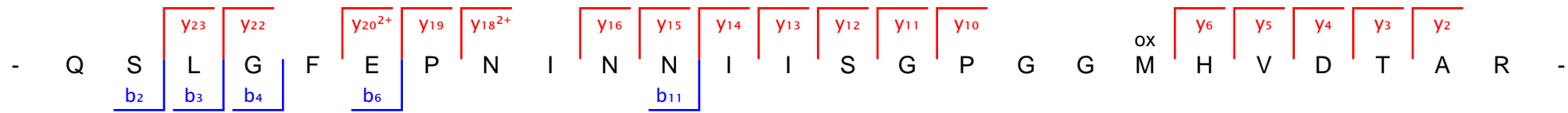
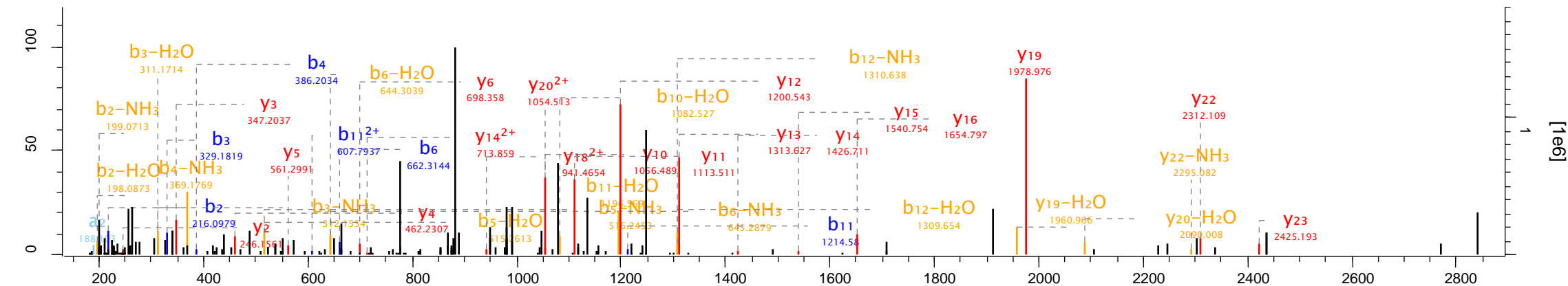
Raw file Scan Method Score m/z
 20140602_QEp4_FaHo_SA_SWI3_01 x 8848 FTMS; HCD 62.03 703.34



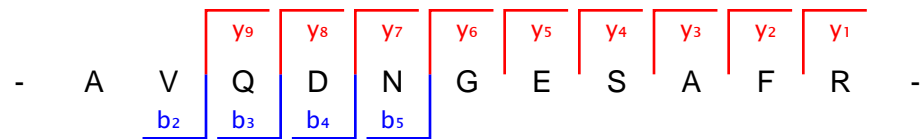
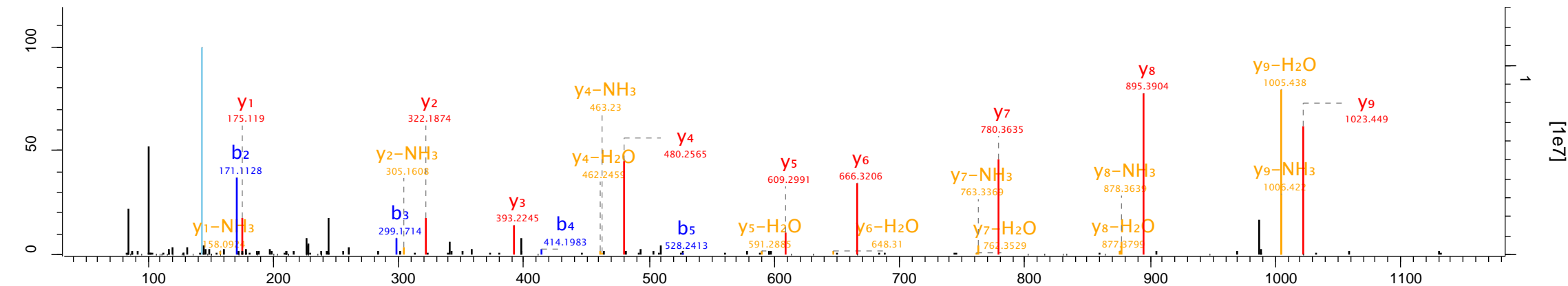
Raw file Scan Method Score m/z Gene names

20140602_QEp4_FaHo_SA_SWI3_01x

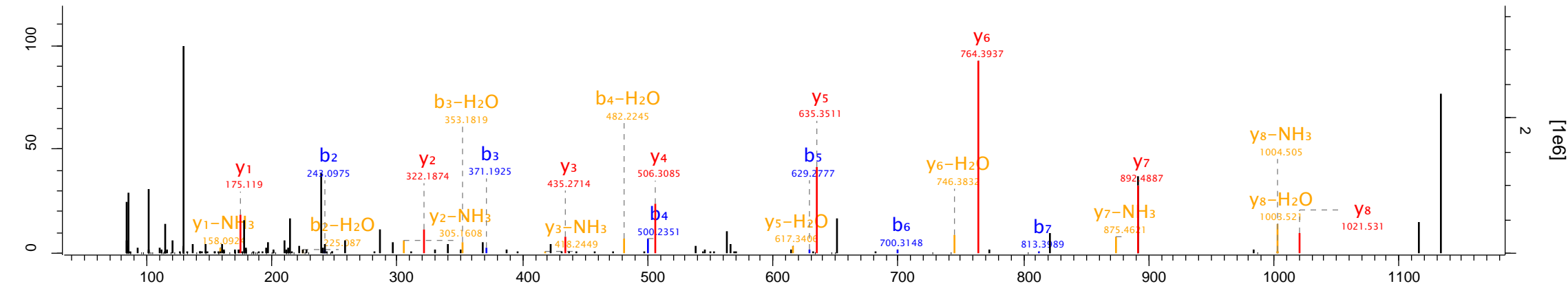
9215 FTMS; HCD 68.66 881.1 TIM23



Raw file	Scan	Method	Score	m/z	Gene names
20140602_QEp4_FaHo_SA_SWI3_02	3257	FTMS; HCD	152.7	597.28	RPL13B;RPL13A



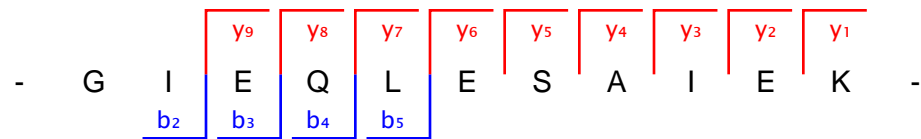
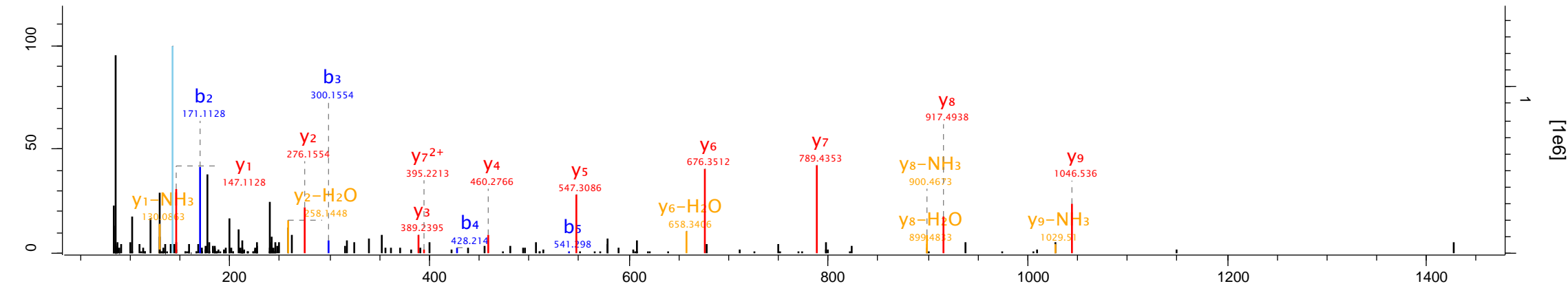
Raw file	Scan	Method	Score	m/z	Gene names
20140602_QEp4_FaHo_SA_SWI3_02	5345	FTMS; HCD	140.49	567.79	VPH1



ac - A E K E E A I F R -

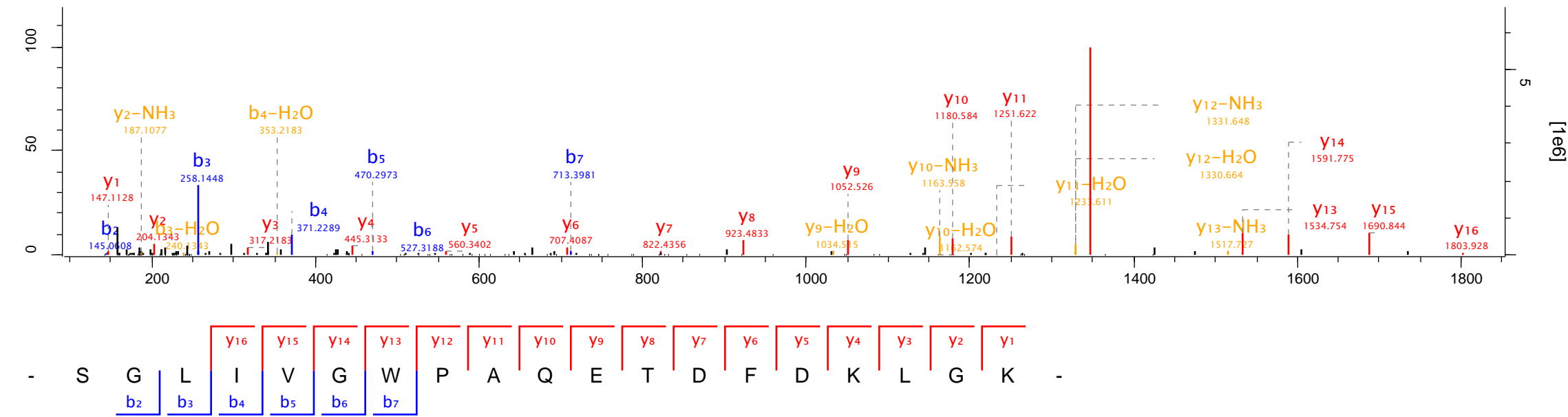
Fragmentation scheme diagram showing the sequence E K E E A I F R. The sequence is divided into segments by red and blue brackets. Red brackets (y-series) are above the sequence, and blue brackets (b-series) are below. The red brackets are labeled y8, y7, y6, y5, y4, y3, y2, and y1 from left to right. The blue brackets are labeled b2, b3, b4, b5, b6, and b7 from left to right. The sequence starts with 'A' and ends with a hyphen.

Raw file	Scan	Method	Score	m/z	Gene names
20140602_QEp4_FaHo_SA_SWI3_02	7474	FTMS; HCD	89.3	608.83	SUI2

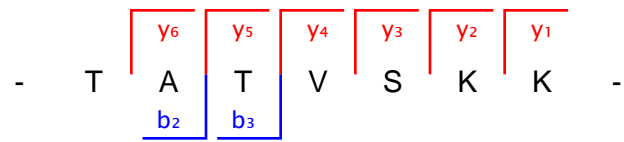
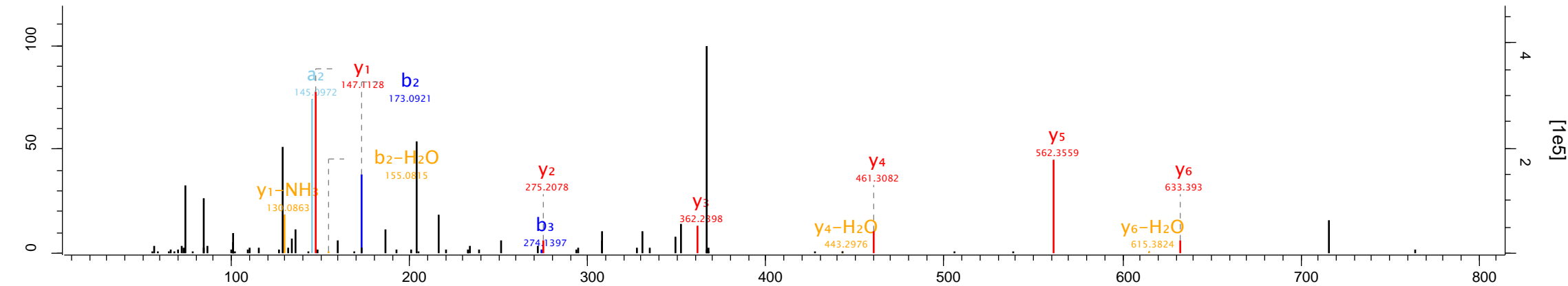


Raw file Scan Method Score m/z Gene names

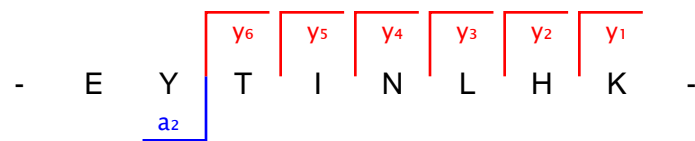
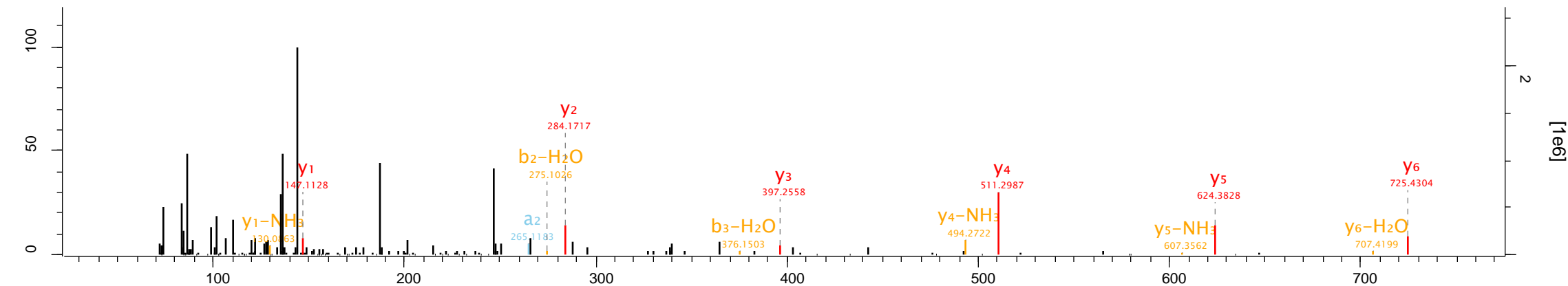
20140602_QEp4_FaHo_SA_SWI3_02 9857 FTMS; HCD 114.55 687.69 HNT1



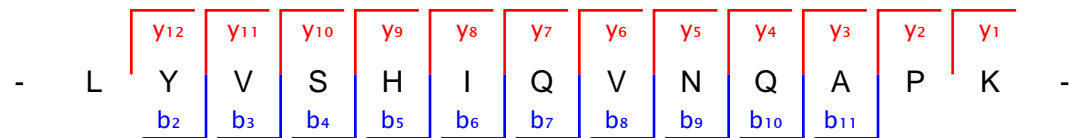
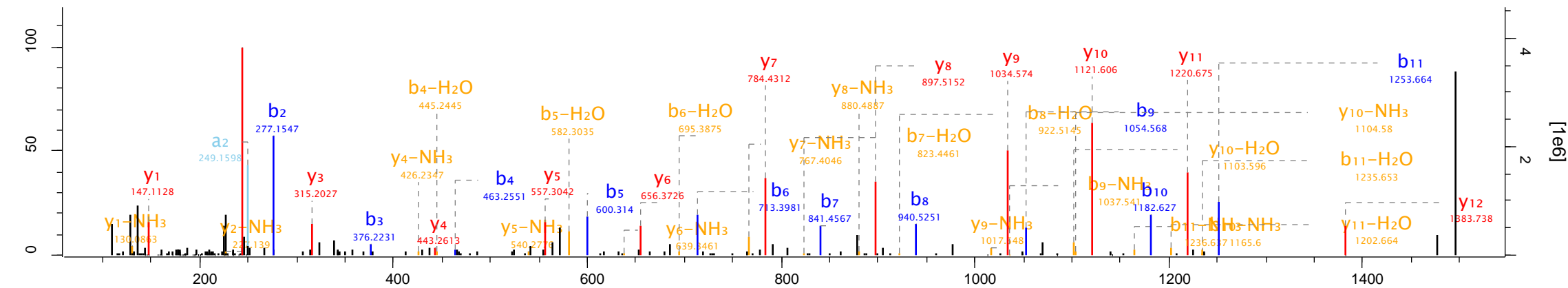
Raw file	Scan	Method	Score	m/z	Gene names
20140602_QEp4_FaHo_SA_SWI3_03	69	FTMS; HCD	62.46	367.72	RPL14B;RPL14A



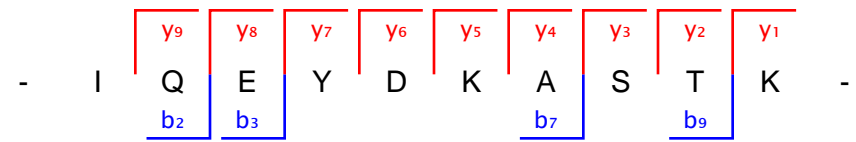
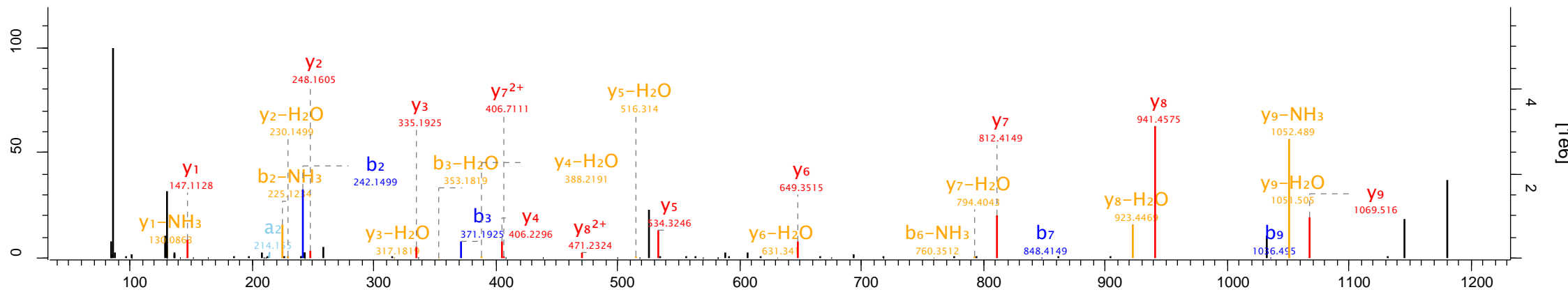
Raw file	Scan	Method	Score	m/z	Gene names
20140602_QEp4_FaHo_SA_SWI3_03	4232	FTMS; HCD	54.16	339.85	RPL31A;RPL31B



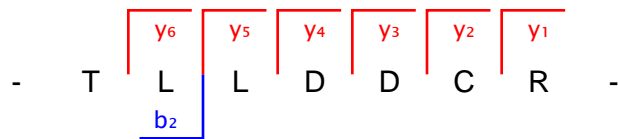
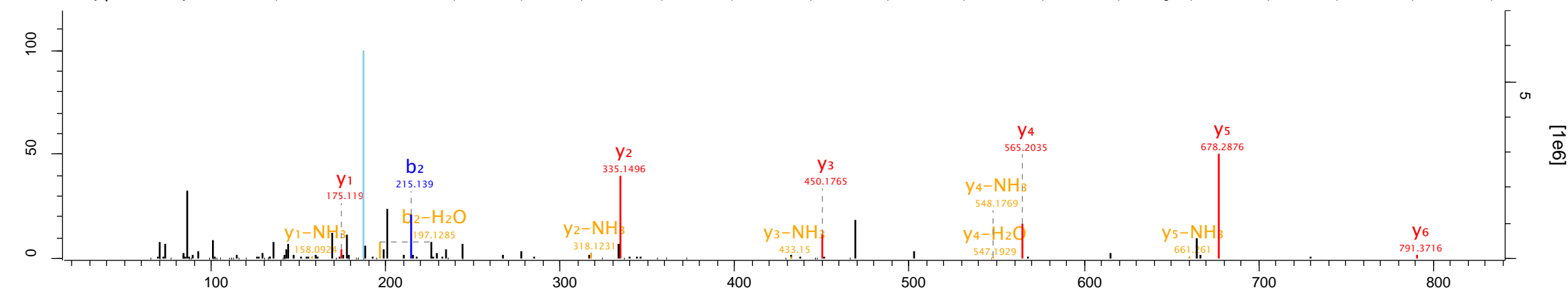
Raw file Scan Method Score m/z Gene names
 20140602_QEp4_FaHo_SA_SWI3_03 4697 FTMS; HCD 237.53 748.92 RPL17A;RPL17B



Raw file 20140608_QEp4_FaHo_QC_NTO1_01 Scan 2025 Method FTMS; HCD Score 170.89 m/z 591.8 Gene names TY1B-ML1;TY1B-BR;TY1B-H;TY1B-MR2;TY1B-OR;TY1B-DR1;TY1B-NL2;TY1B-PR2;TY1B-DR5;TY1B-NL1;TY1B-DR3

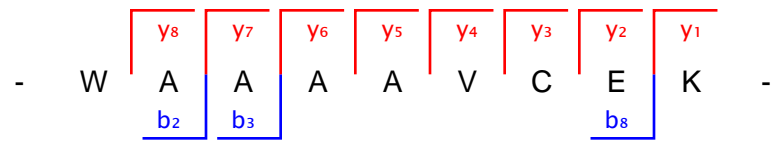
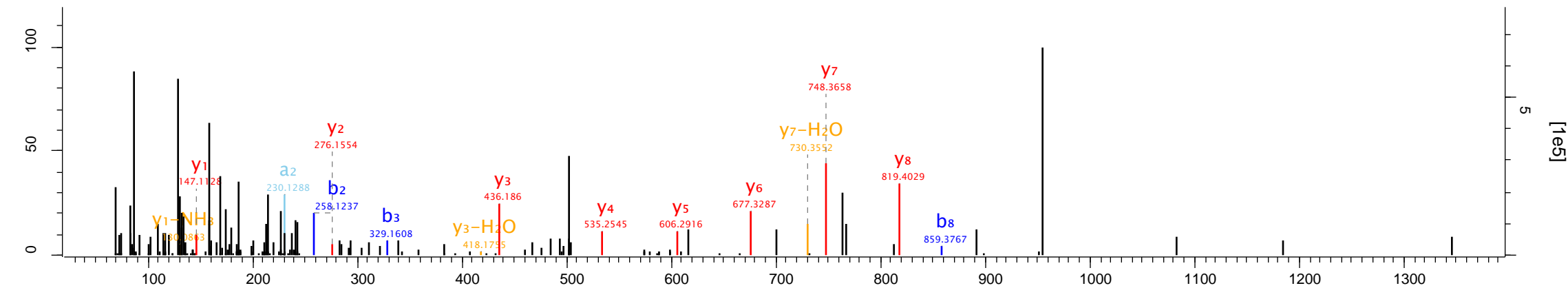


20140608_QEp4_FaHo_QC_360@FTMS; 82.6 446.7 TY1B-ML1;TY1B-BR;TY1B-H;TY1B-MR2;TY1B-OR;TY1B-DR1;TY1B-NL2;TY1B-PR2;TY1B-DR5;TY1B-PR1;TY1B-JR2;TY1B-NL1;TY1B-OL;TY1B-LR4;TY1B-ML2;TY1B-DR3

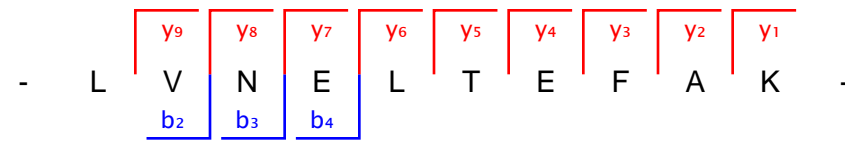
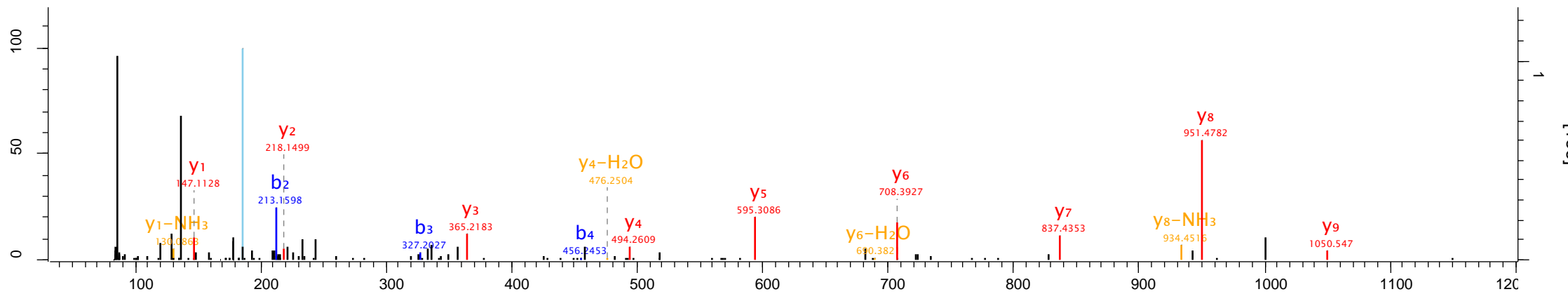


Raw file Scan Method Score m/z Gene names

20140608_QEp4_FaHo_QC_NTO1_01 3707 FTMS; HCD 57.53 503.25 RPL14A

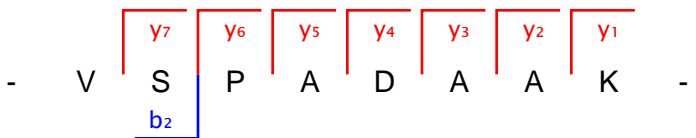
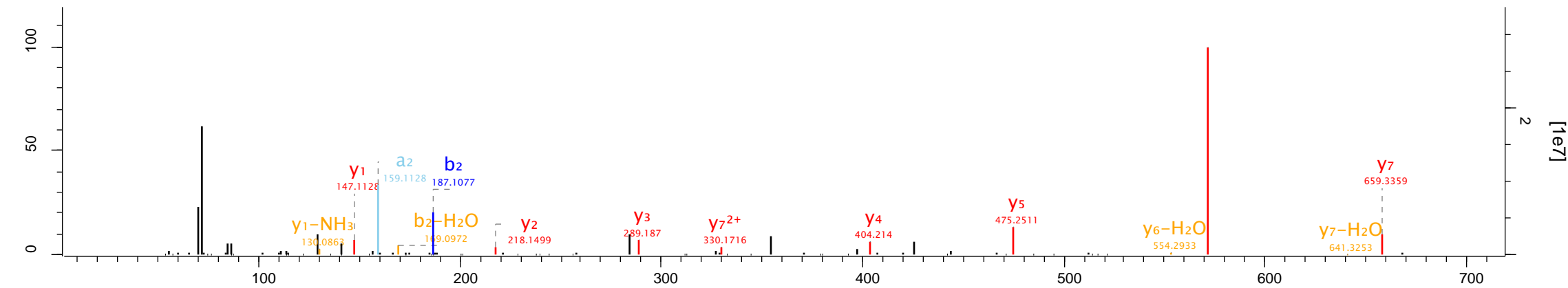


Raw file: 20140608_QEp4_FaHo_QC_NTO1_01
 Scan: 7796 Method: FTMS; HCD Score: 63.21 m/z: 582.32



Raw file Scan Method Score m/z Gene names

20140608_QEp4_FaHo_QC_SHG1_01 2315 FTMS; HCD 103.74 379.71 RPS26A

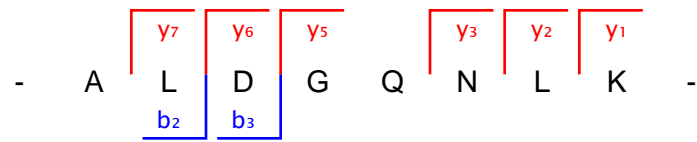
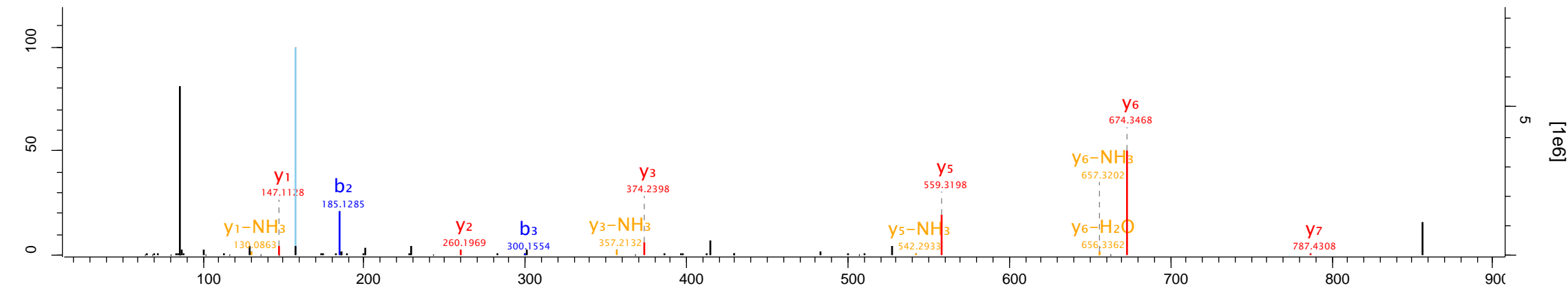


Raw file

Scan Method Score m/z Gene names

20140608_QEp4_FaHo_QC_SHG1_01

2990 FTMS; HCD 111.01 429.74 RPP1A



Raw file

Scan

Method

Score

m/z

Gene names

20140608_QEp4_FaHo_QC_SHG1_01

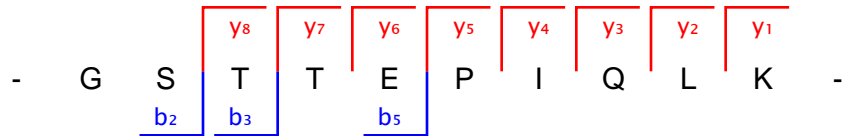
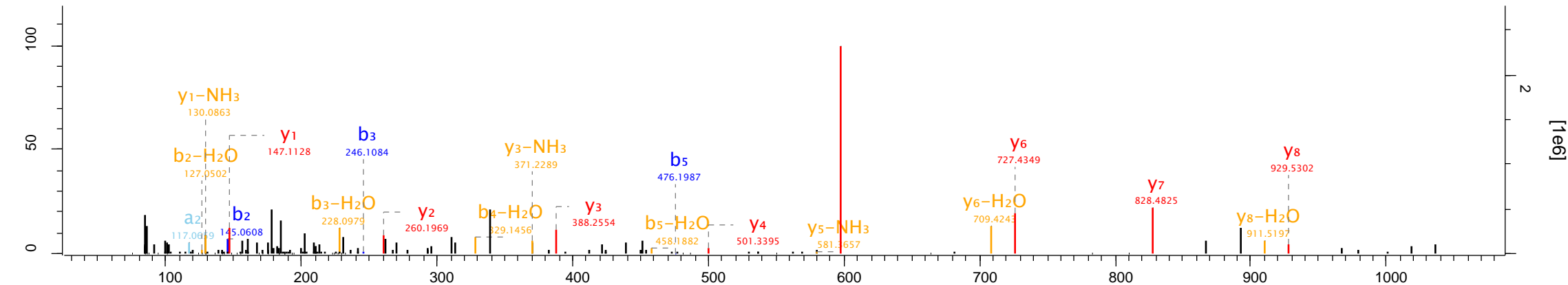
4504

FTMS; HCD

94.31

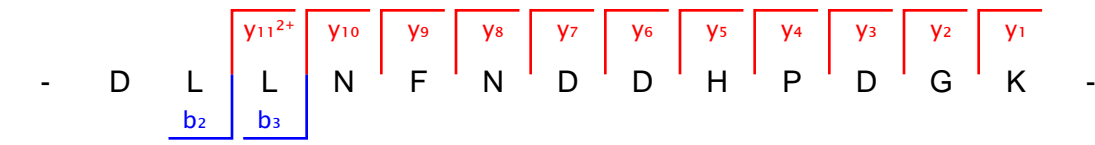
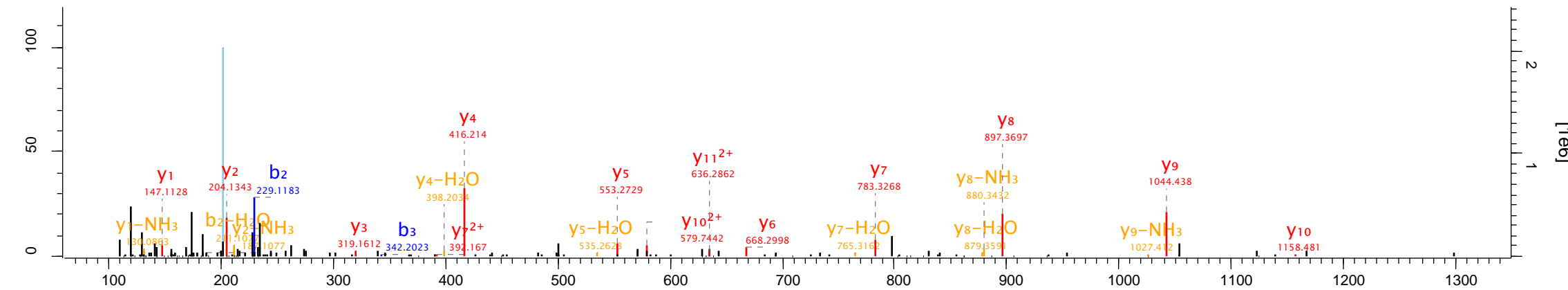
537.3

TY1B-NL1;TY1A-DR2;TY1B-BL;TY1B-MR1;TY1A-MR1

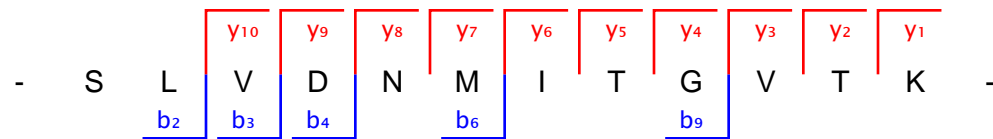
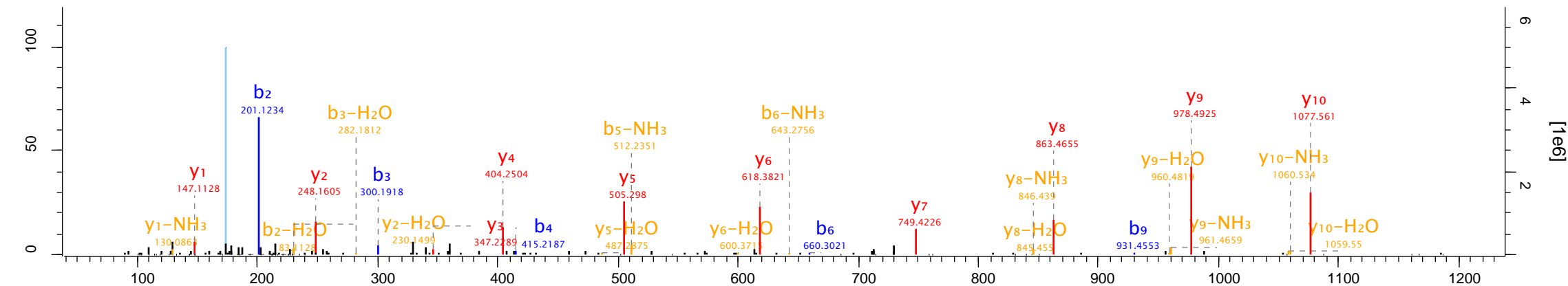


Raw file Scan Method Score m/z Gene names

20140608_QEp4_FaHo_QC_SHG1_01 6585 FTMS; HCD 101.53 500.56 FRA1

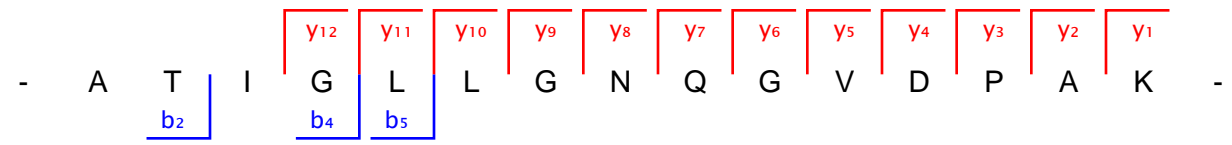
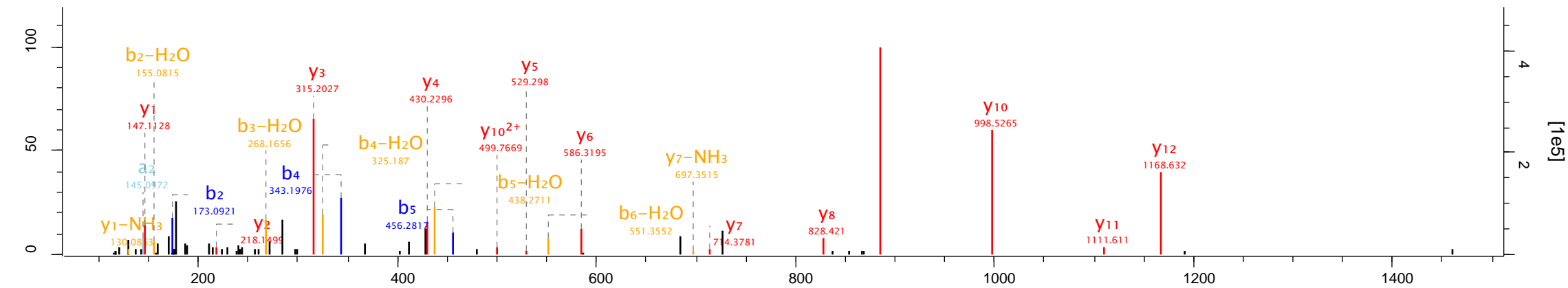


Raw file	Scan	Method	Score	m/z	Gene names
20140608_QEp4_FaHo_QC_SHG1_01	8553	FTMS; HCD	126.83	639.34	RPL9A;RPL9B

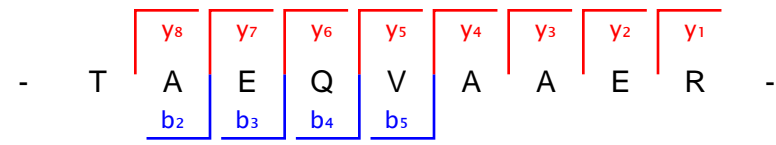
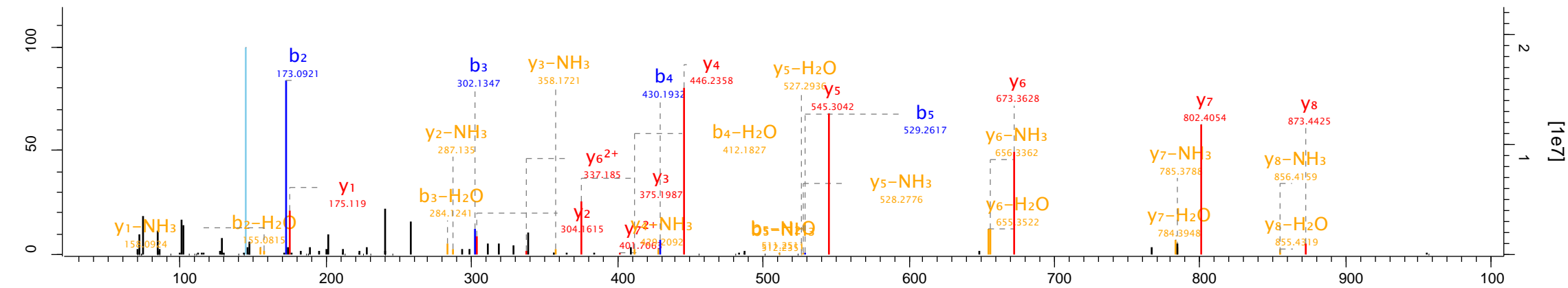


Raw file Scan Method Score m/z Gene names

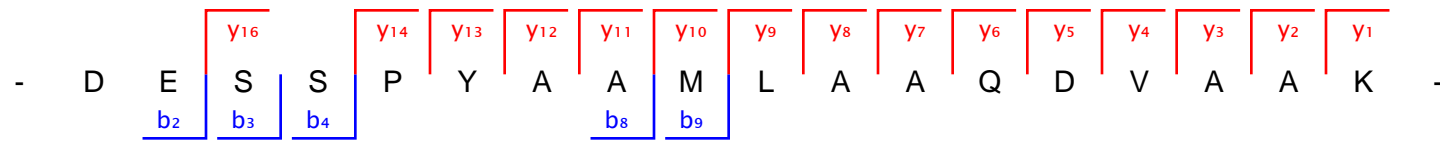
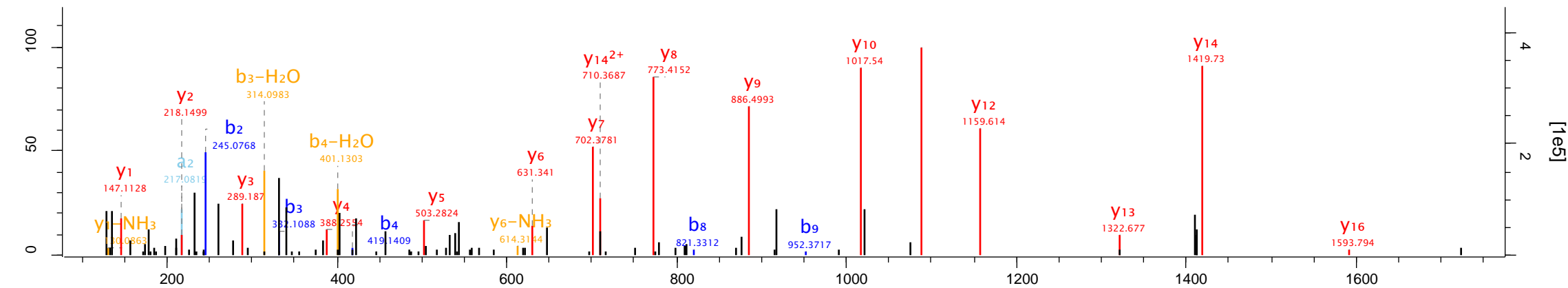
20140608_QEp4_FaHo_QC_YNG1_01 7151 FTMS; HCD 89.91 727.41 GRX5



Raw file 20140608_QEp4_FaHo_QC_YNG1_02 Scan 2434 Method FTMS; HCD Score 187.5 m/z 487.75 Gene names RPL7A

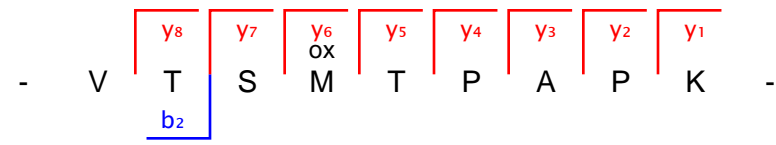
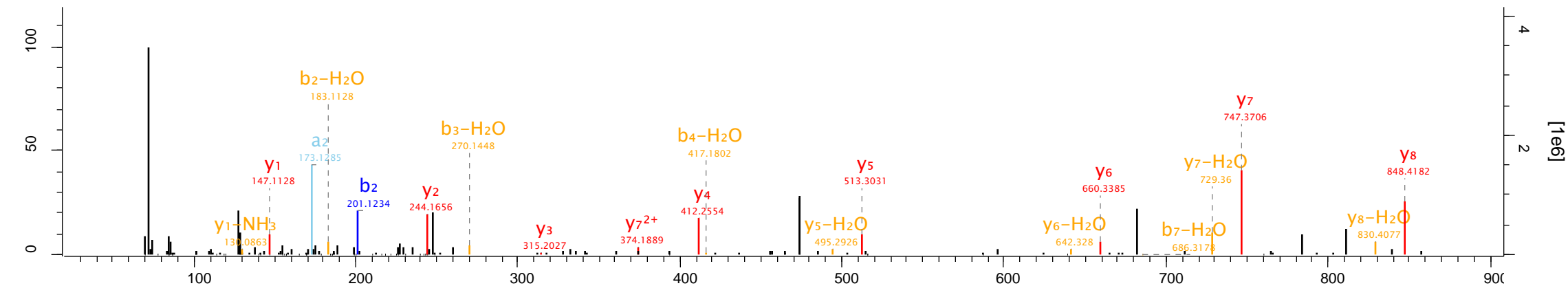


Raw file	Scan	Method	Score	m/z	Gene names
20140608_QEp4_FaHo_QC_YNG1_02	9078	FTMS; HCD	81.64	919.44	RPS14B;RPS14A

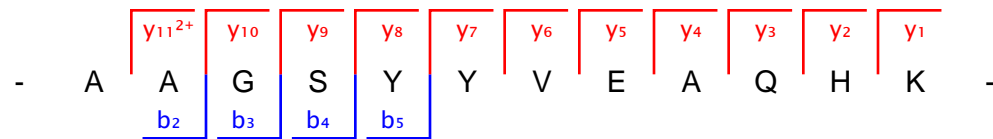
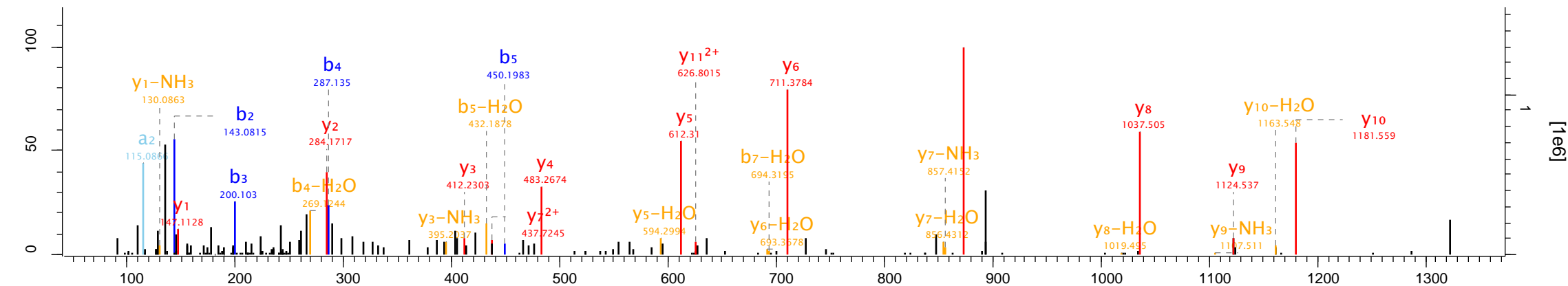


Raw file Scan Method Score m/z Gene names

20140608_QEp4_FaHo_QC_YNG1_03 2245 FTMS; HCD 104.2 474.25 RPL36A



Raw file	Scan	Method	Score	m/z	Gene names
20140608_QEp4_FaHo_QC_YNG1_03	2996	FTMS; HCD	177.44	662.32	RPL7A;RPL7B



Raw file

Scan

Method

Score

m/z

Gene names

20140608_QEp4_FaHo_QC_YNG1_03

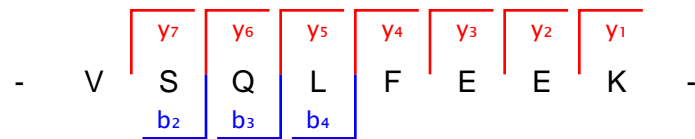
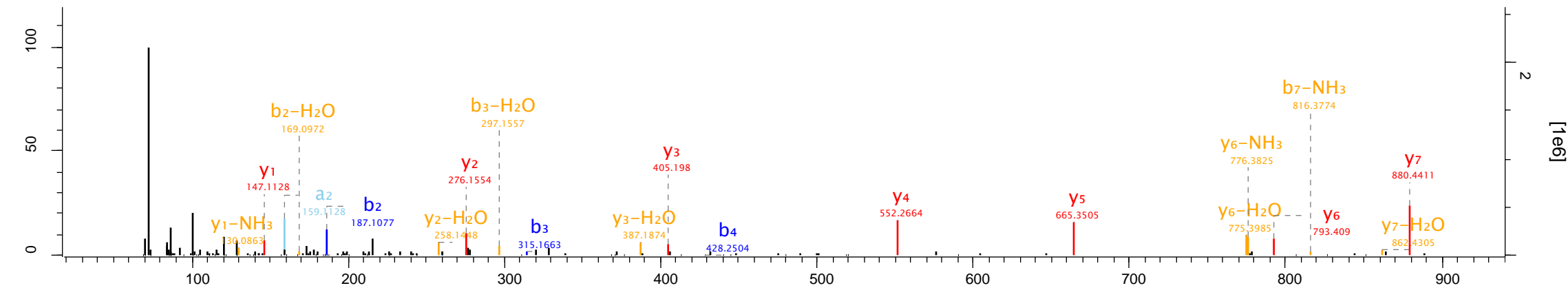
4699

FTMS; HCD

103.55

490.26

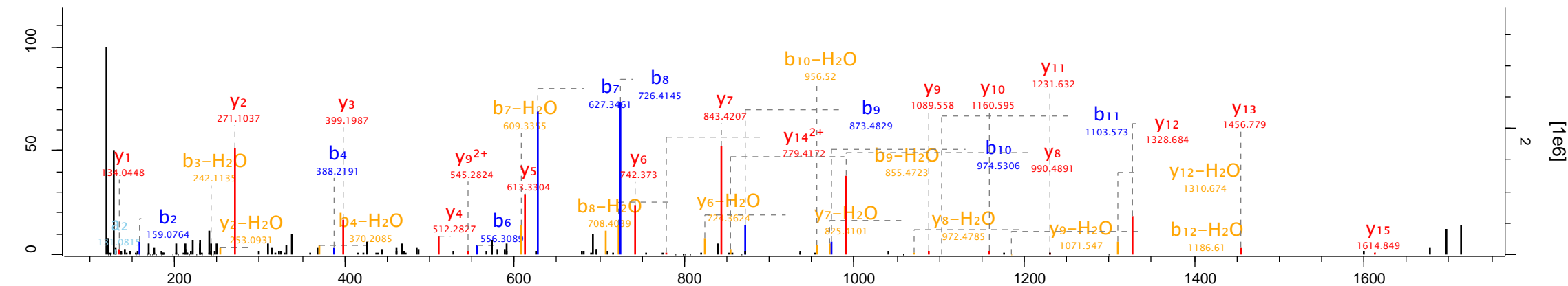
ACB1



Raw file Scan Method Score m/z Gene names

20140608_QEp4_FaHo_QC_YNG1_03

5472 FTMS; HCD 153.75 572.97 RPL4A

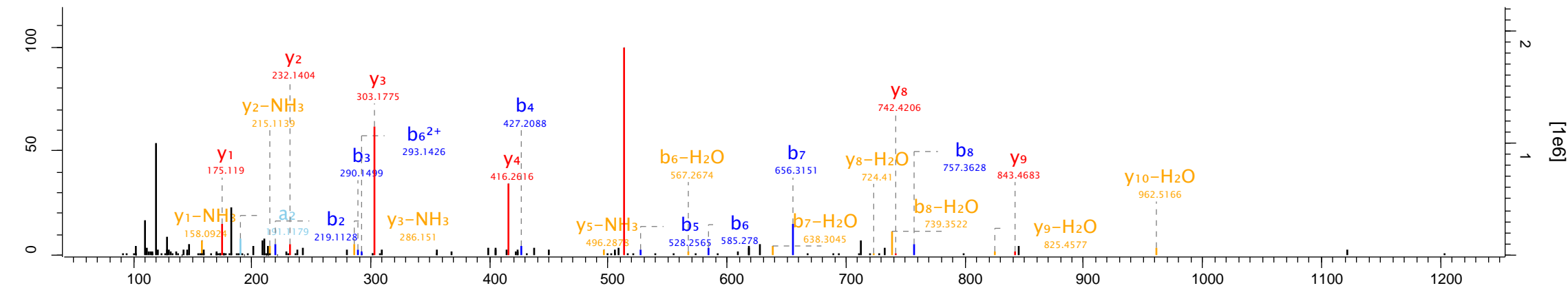


- T G T K P A A V F T E T L K H D -

Fragmentation mapping: b₂ (under G), b₄ (under K), b₆ (under A), b₇ (under A), b₈ (under V), b₉ (under F), b₁₀ (under T), b₁₁ (under E).

Fragmentation mapping: y₁₅ (over T), y₁₄²⁺ (over T), y₁₃ (over K), y₁₂ (over P), y₁₁ (over A), y₁₀ (over A), y₉ (over V), y₈ (over F), y₇ (over T), y₆ (over E), y₅ (over T), y₄ (over L), y₃ (over K), y₂ (over H), y₁ (over D).

Raw file	Scan	Method	Score	m/z	Gene names
20140608_QEp4_FaHo_QC_YNG2_01	3406	FTMS; HCD	131.12	423.9	RPS0B;RPS0A

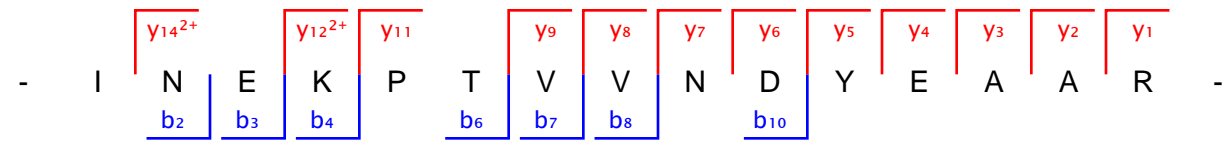
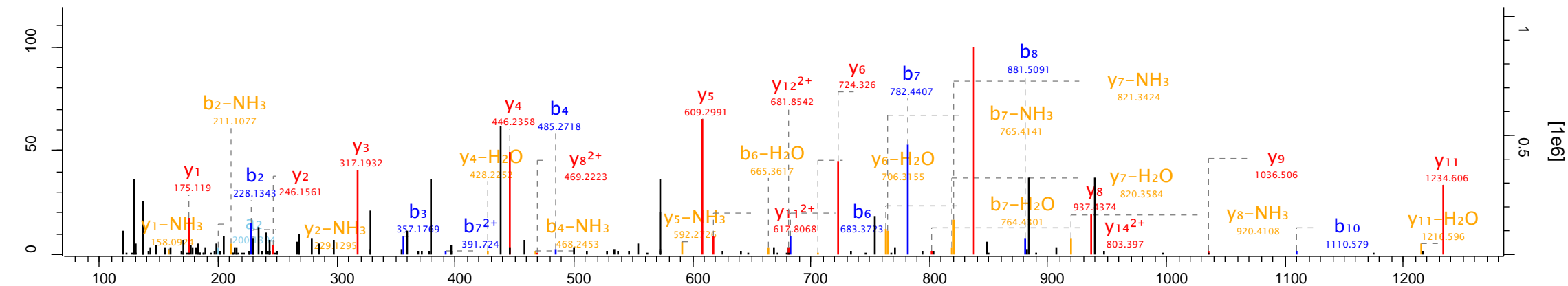


- F A A H T G A T P I A G R -

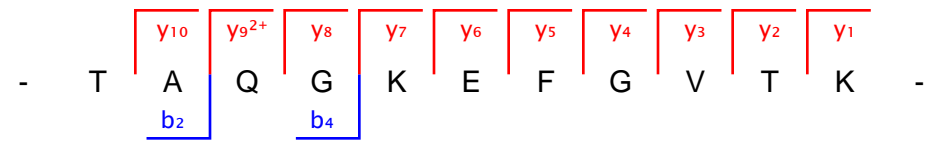
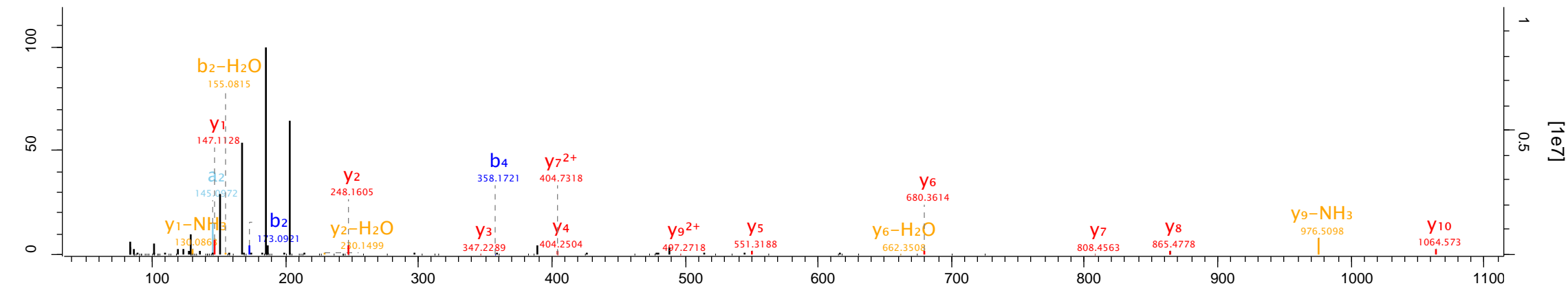
b₂ b₃ b₄ b₅ b₆ b₇ b₈ y₉ y₈ y₅ y₄ y₃ y₂ y₁

Raw file Scan Method Score m/z Gene names

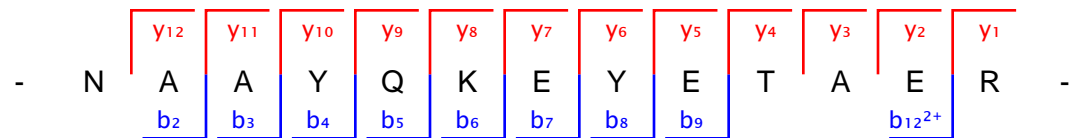
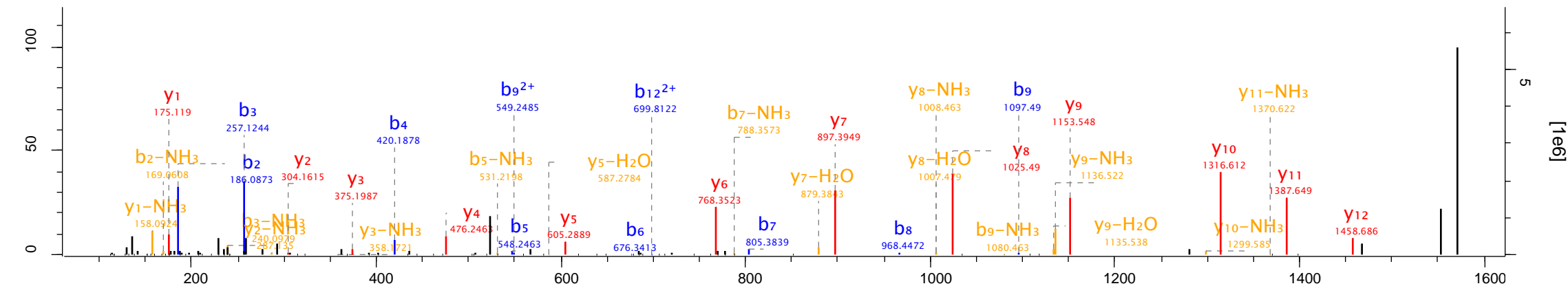
20140608_QEp4_FaHo_QC_YNG2_01 4241 FTMS; HCD 118.19 573.63 MBF1



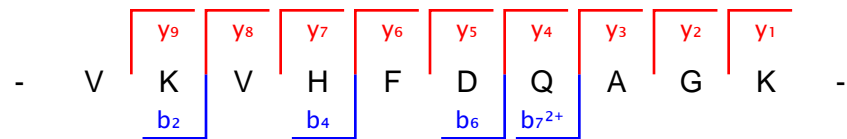
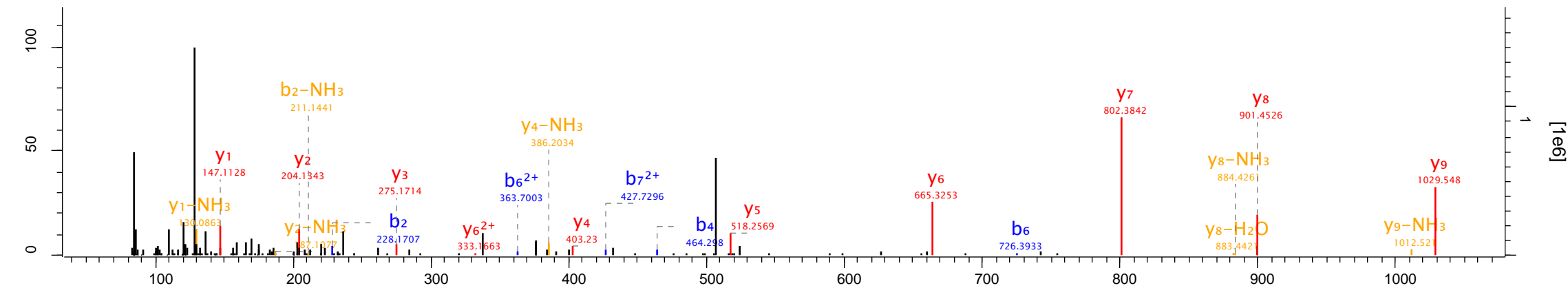
Raw file	Scan	Method	Score	m/z	Gene names
20140608_QEp4_FaHo_QC_YNG2_02	2818	FTMS; HCD	60.08	389.21	RPL17A;RPL17B



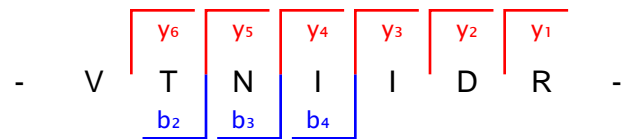
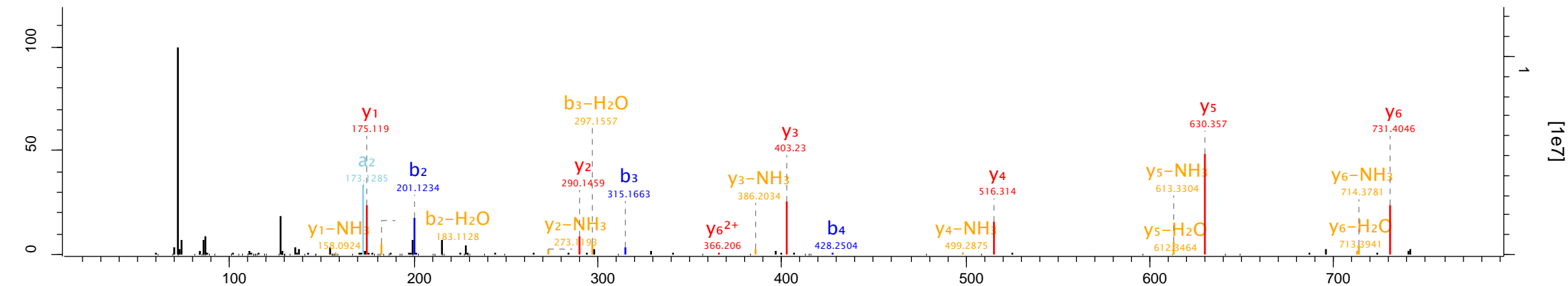
Raw file Scan Method Score m/z Gene names
 20140608_QEp4_FaHo_QC_YNG2_02 2950 FTMS; HCD 187.63 787.37 RPL7A;RPL7B



Raw file	Scan	Method	Score	m/z	Gene names
20140608_QEp4_FaHo_QC_YNG2_02	2956	FTMS; HCD	86.34	376.88	RPL13B;RPL13A



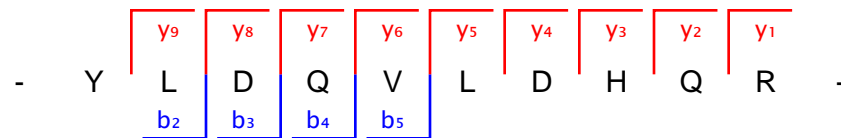
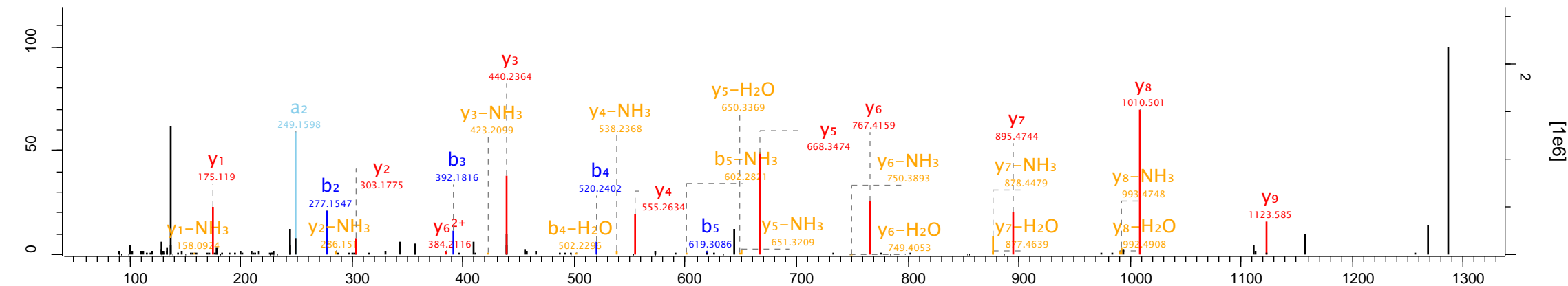
20140608_QEp4_FaHo_Q3841 FTMS;2 143.1415 TY1B-ML1;TY1B-BR;TY1A-PR1;TY1A-A;TY1A-DR4;TY1B-H;TY1B-MR2;TY1B-OR;TY1B-DR1;TY1B-NL2;TY1B-PR2;TY1B-DR5;TY1B-PR1;TY1B-JR2;TY1A-PL;TY1A-LR2;TY1A



Raw file Scan Method Score m/z Gene names

20140608_QEp4_FaHo_QC_YNG2_02

4972 FTMS; HCD 164.66 644.33 RPL17B



Raw file Scan Method Score m/z Gene names

20140608_QEp4_FaHo_QC_YNG2_02

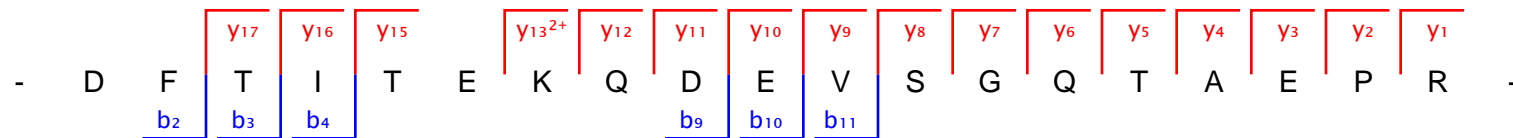
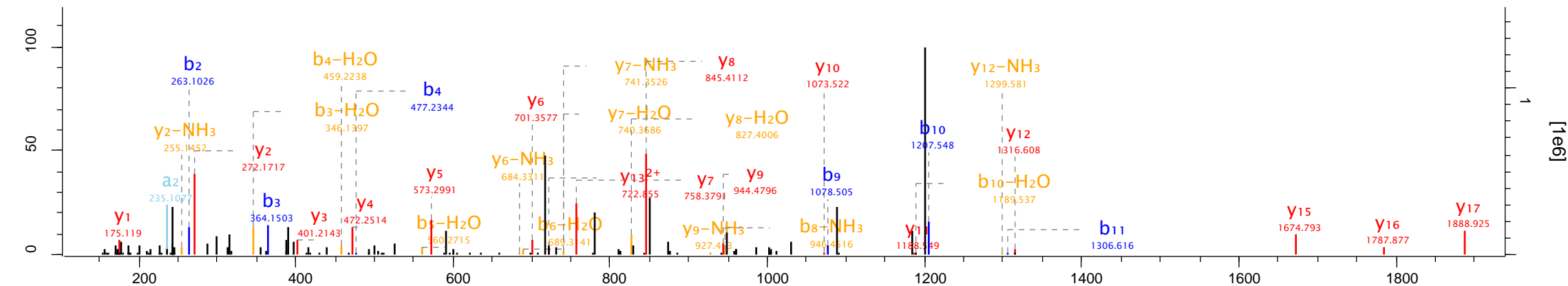
4980

FTMS; HCD

120.4

718.01

TAT1



Raw file

Scan

Method

Score

m/z

Gene names

20140608_QEp4_FaHo_QC_YNG2_02

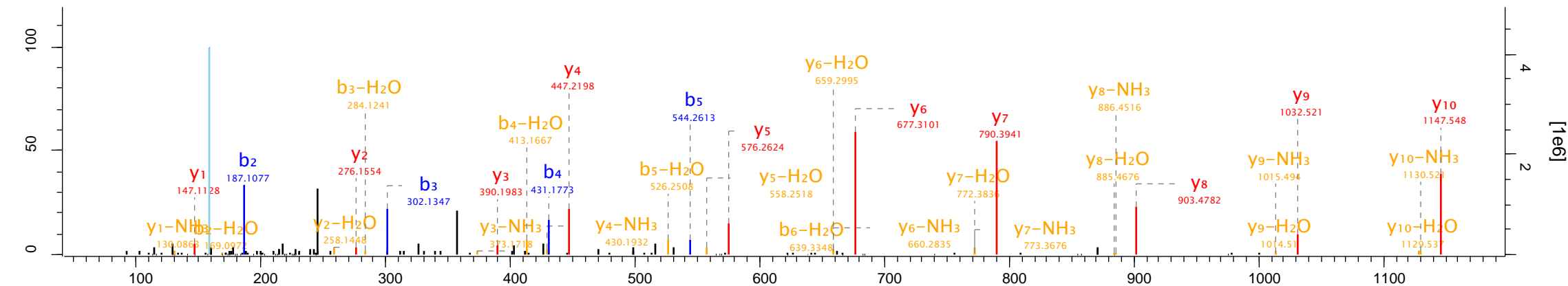
5216

FTMS; HCD

221.55

667.33

RPP2A



-

S

V

D

E

L

I

T

E

G

N

E

K

-

y10

y9

y8

y7

y6

y5

y4

y3

y2

y1

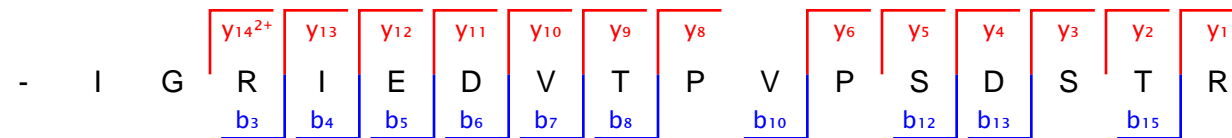
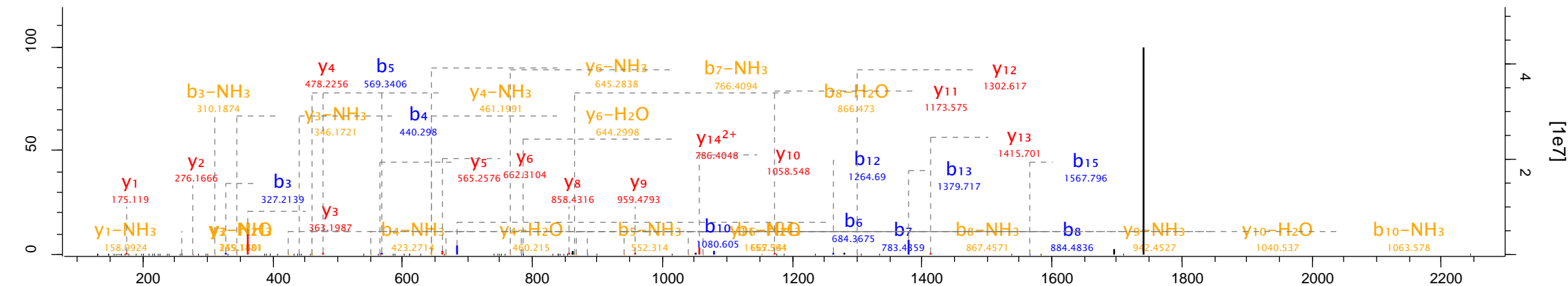
b2

b3

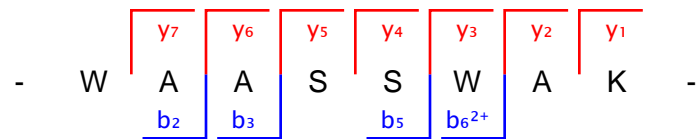
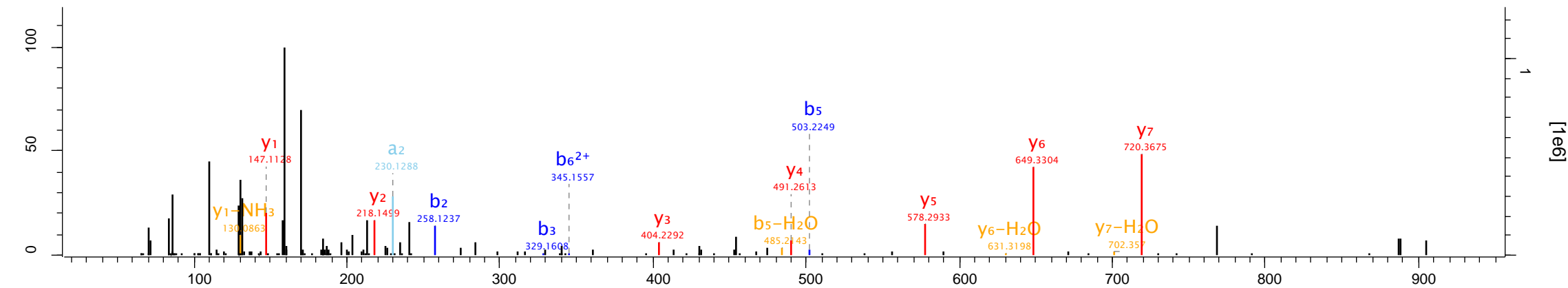
b4

b5

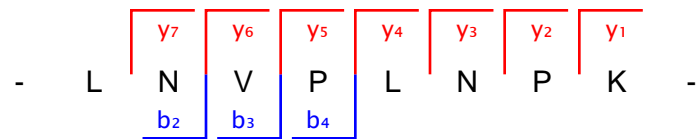
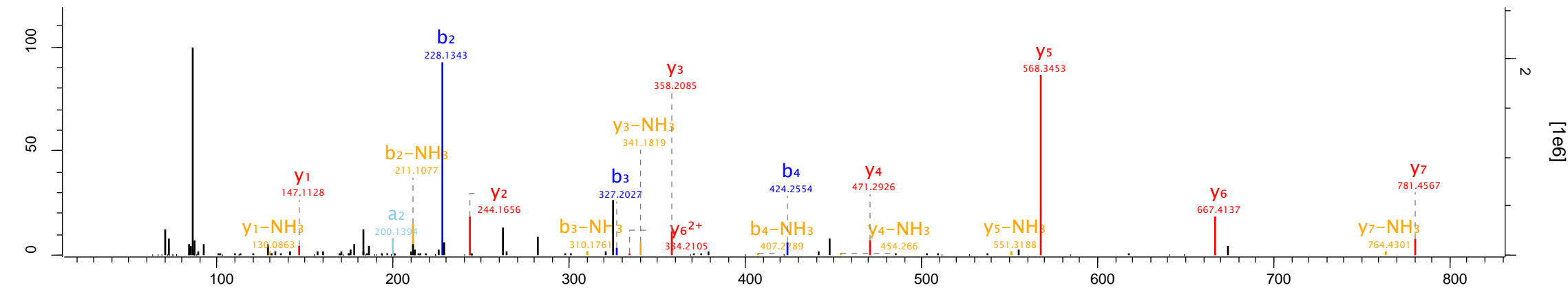
Raw file 20140608_QEp4_FaHo_QC_YNG2_02 Scan 5224 Method FTMS; HCD Score 183.36 m/z 871.46 Gene names RPS14B;RPS14A



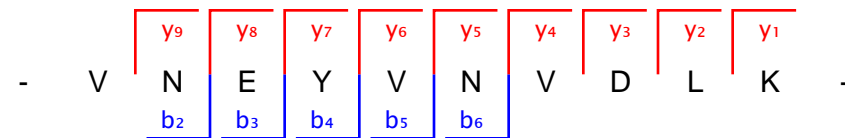
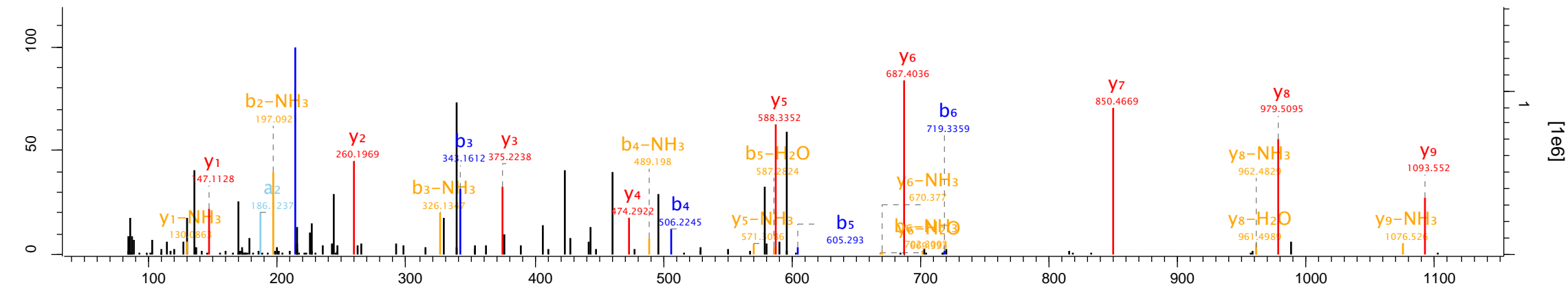
Raw file	Scan	Method	Score	m/z	Gene names
20140608_QEp4_FaHo_QC_YNG2_02	5254	FTMS; HCD	72.97	453.73	RPL14B;RPL14A



20140608_QEp4_FaHc 521 FTMS; 2 126.447 TY1B-ML1;TY1B-H;TY1B-MR2;TY1B-DR1;TY1B-PR2;TY1B-DR5;TY1B-PR1;TY1B-JR2;TY1B-NL1;TY2B-C;TY1B-OL;TY1B-LR4;TY1B-ML2;TY1B-DR3;TY1B-PR3;TY1B-PL;TY1B-LR2;



Raw file Scan Method Score m/z Gene names
 20140608_QEp4_FaHo_QC_YNG2_02 5825 FTMS; HCD 134.3 596.82 FEN1



Raw file

Scan

Method

Score

m/z

Gene names

20140608_QEp4_FaHo_QC_YNG2_02

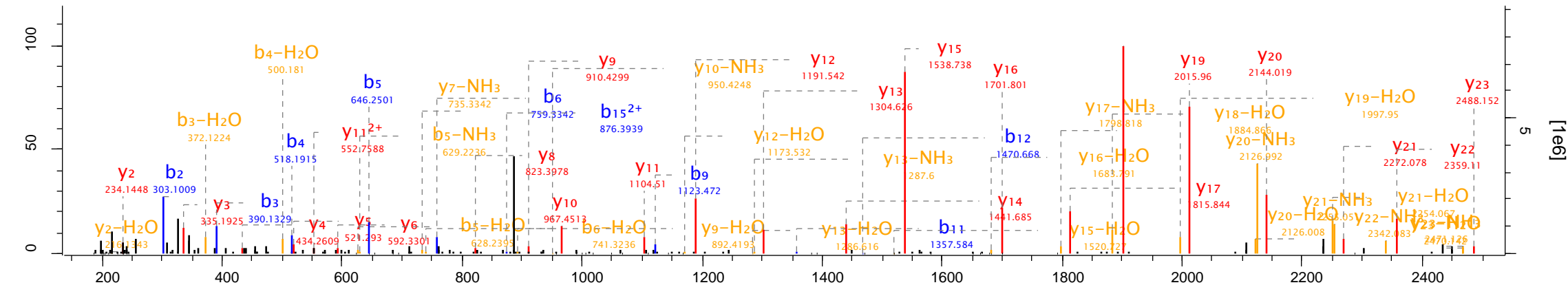
5888

FTMS; HCD

246.77

888.07

TY1B-BR;TY1B-H;TY1B-MR2;TY1B-OR;TY1B-DR1;TY1B-PR2;TY1B-DR5;TY1B-DR3



[1e6]

ac

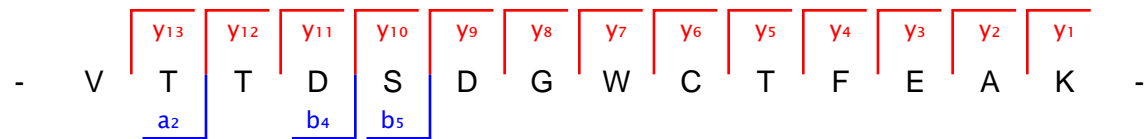
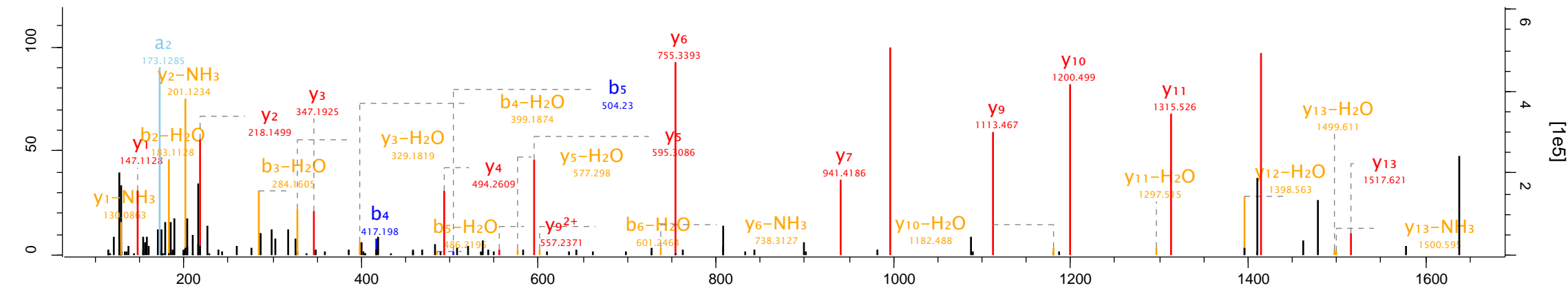
M E S Q Q L S N Y P H I S H G S A C A S V T S K -

b₂ b₃ b₄ b₅ b₆ b₉ b₁₁ b₁₂ b₁₅²⁺

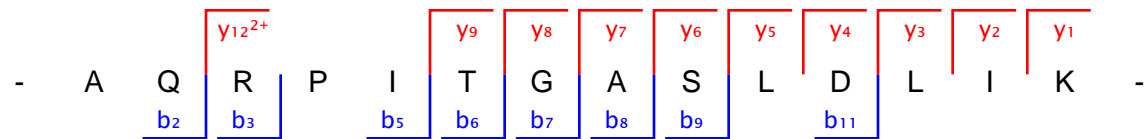
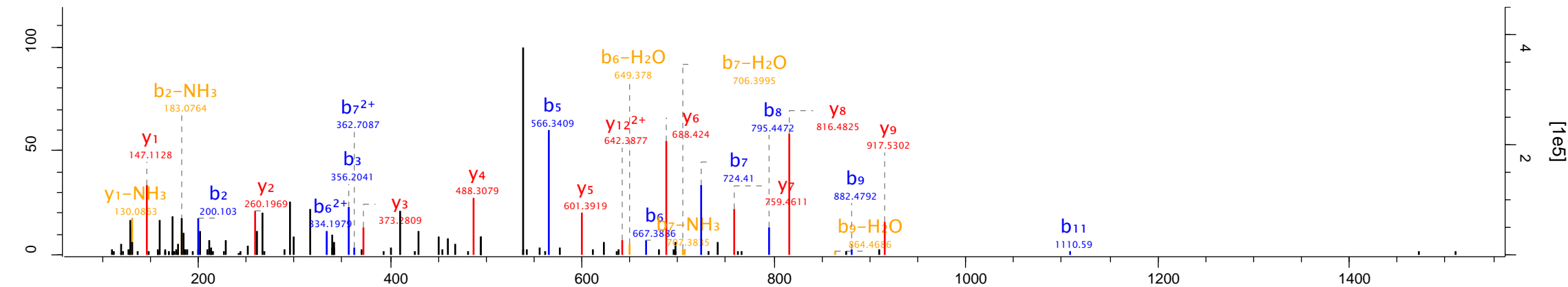
y₂₃ y₂₂ y₂₁ y₂₀ y₁₉ y₁₈ y₁₇ y₁₆ y₁₅ y₁₄ y₁₃ y₁₂ y₁₁ y₁₀ y₉ y₈ y₆ y₅ y₄ y₃ y₂

Raw file Scan Method Score m/z Gene names

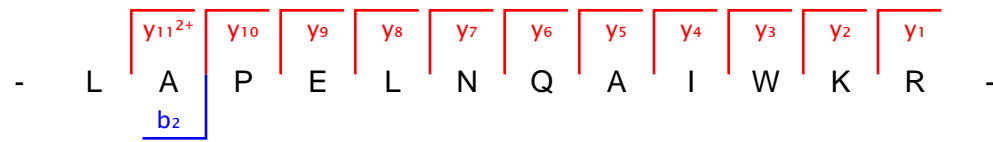
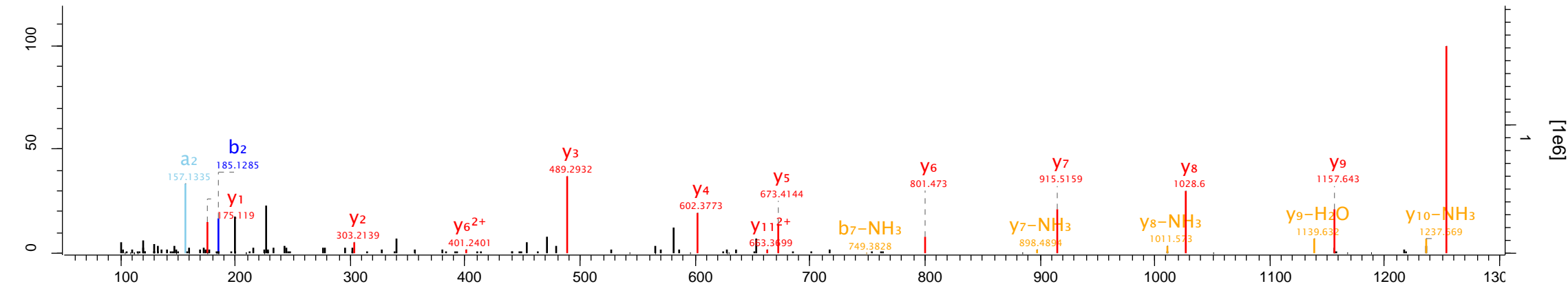
20140608_QEp4_FaHo_QC_YNG2_02 6441 FTMS; HCD 121.18 808.85 CAF20



Raw file	Scan	Method	Score	m/z	Gene names
20140608_QEp4_FaHo_QC_YNG2_02	6974	FTMS; HCD	107.74	494.96	RPL24A;RPL24B

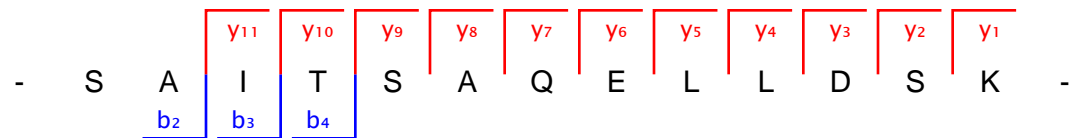
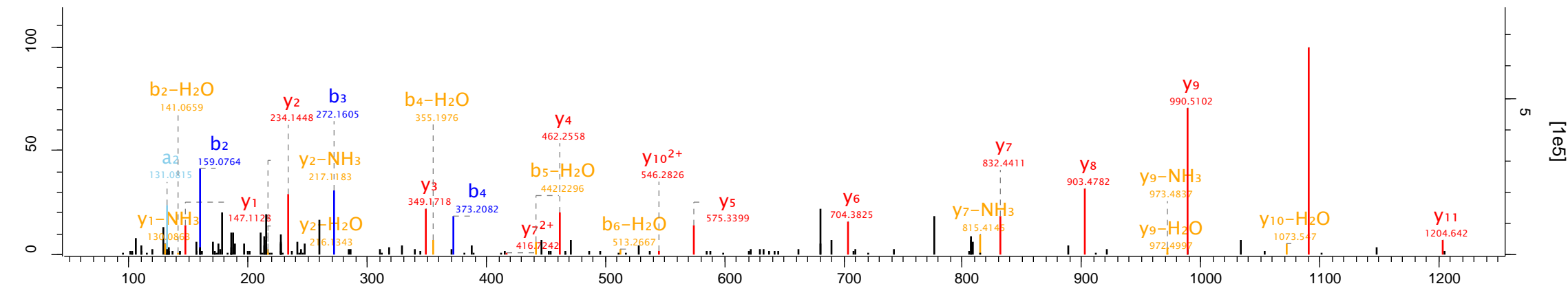


Raw file	Scan	Method	Score	m/z	Gene names
20140608_QEp4_FaHo_QC_YNG2_02	7183	FTMS; HCD	120.06	480.28	RPL31A;RPL31B

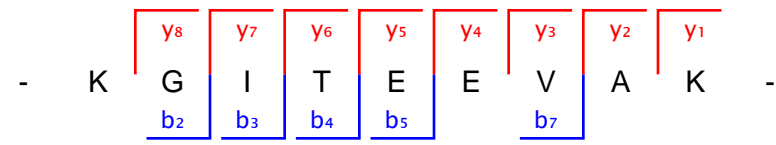
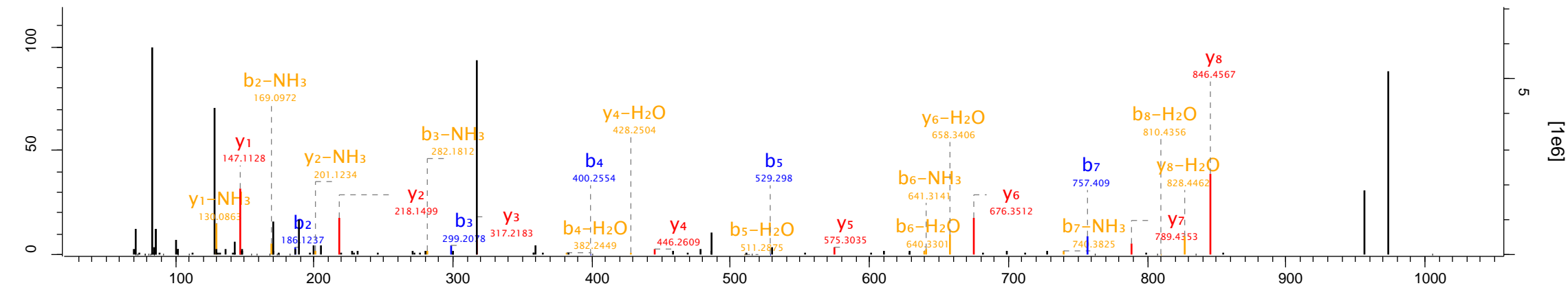


Raw file Scan Method Score m/z Gene names

20140608_QEp4_FaHo_QC_YNG2_02 7831 FTMS; HCD 116.51 681.86 RBL2



Raw file	Scan	Method	Score	m/z	Gene names
20140608_QEp4_FaHo_QC_YNG2_03	2678	FTMS; HCD	128.44	487.78	RPL24A;RPL24B

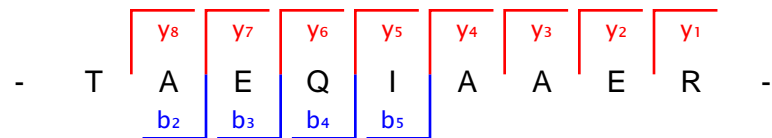
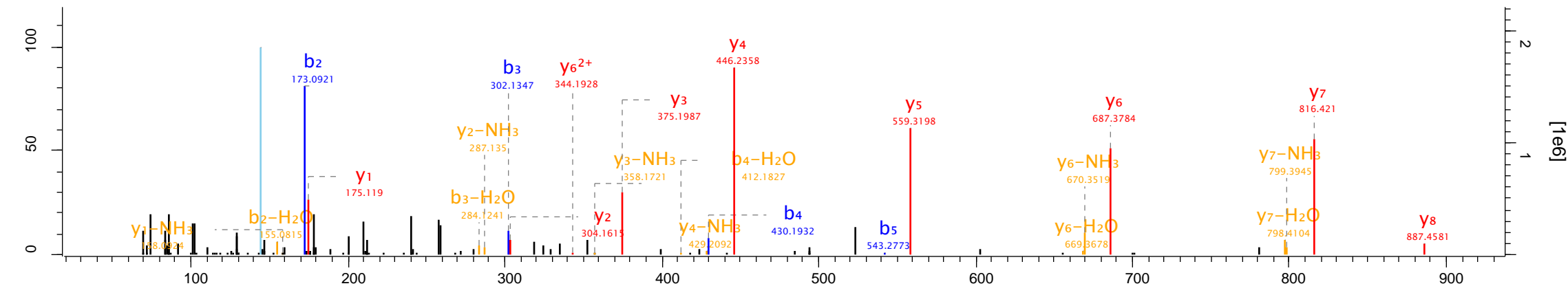


Raw file

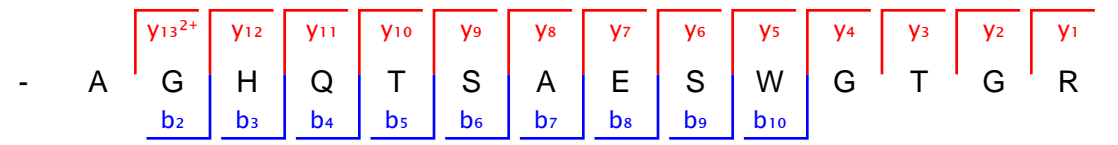
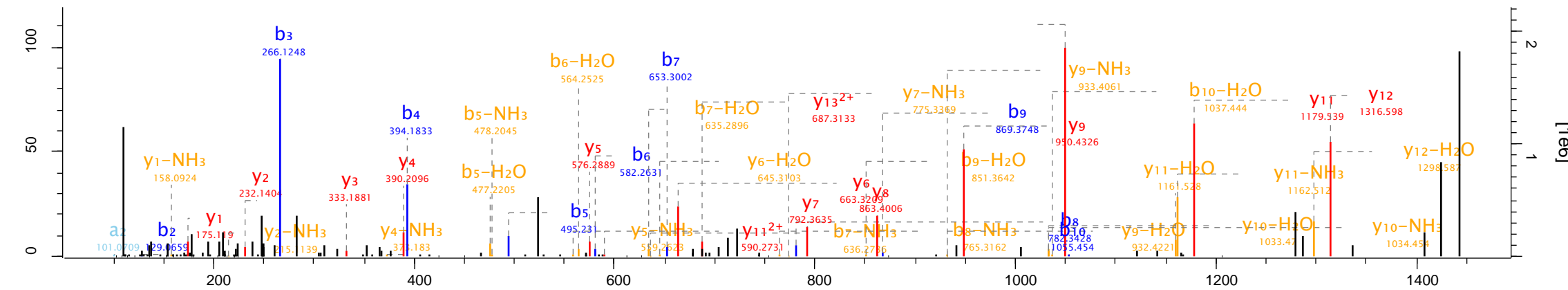
Scan Method Score m/z Gene names

20140608_QEp4_FaHo_QC_YNG2_03

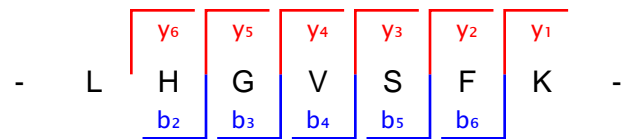
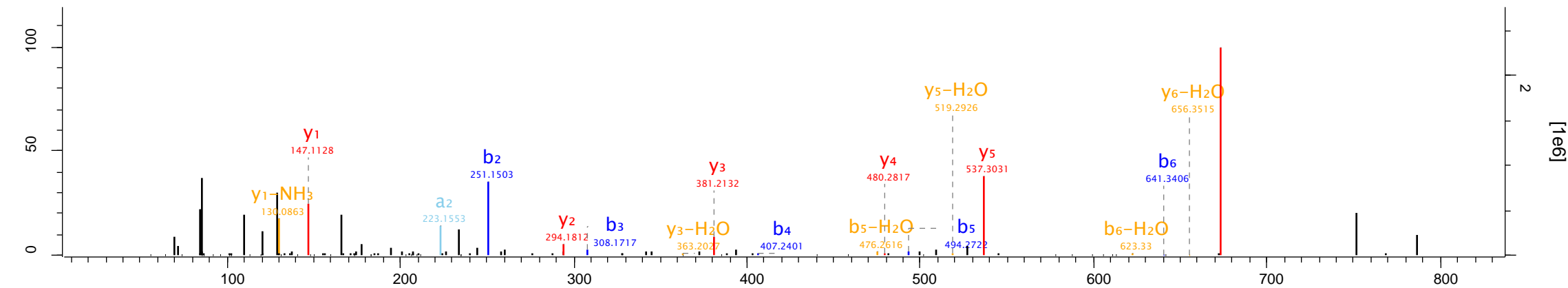
2916 FTMS; HCD 125.75 494.76 RPL7B



Raw file Scan Method Score m/z Gene names
 20140608_QEp4_FaHo_QC_YNG2_03 2947 FTMS; HCD 176.56 722.83 RPL4B;RPL4A

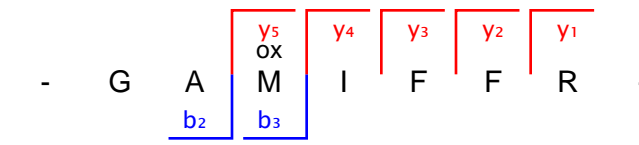
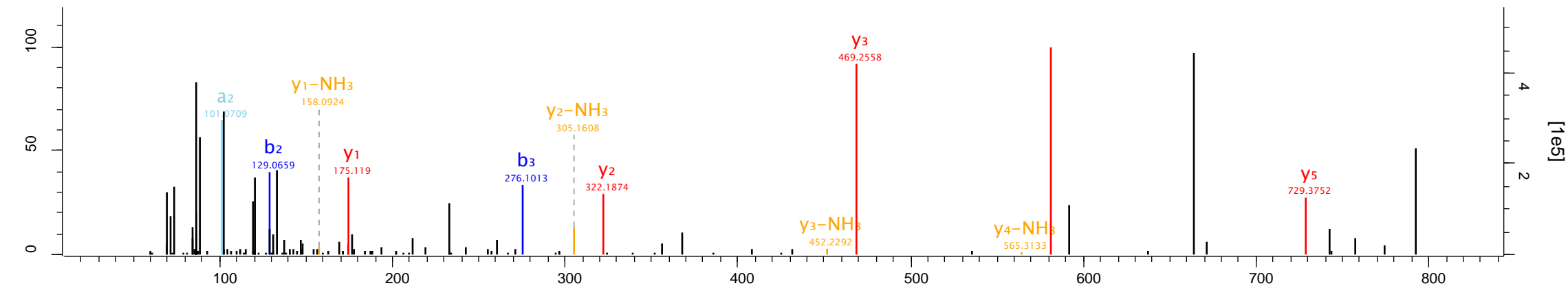


Raw file	Scan	Method	Score	m/z	Gene names
20140608_QEp4_FaHo_QC_YNG2_03	3561	FTMS; HCD	138.24	394.23	RPL31A;RPL31B



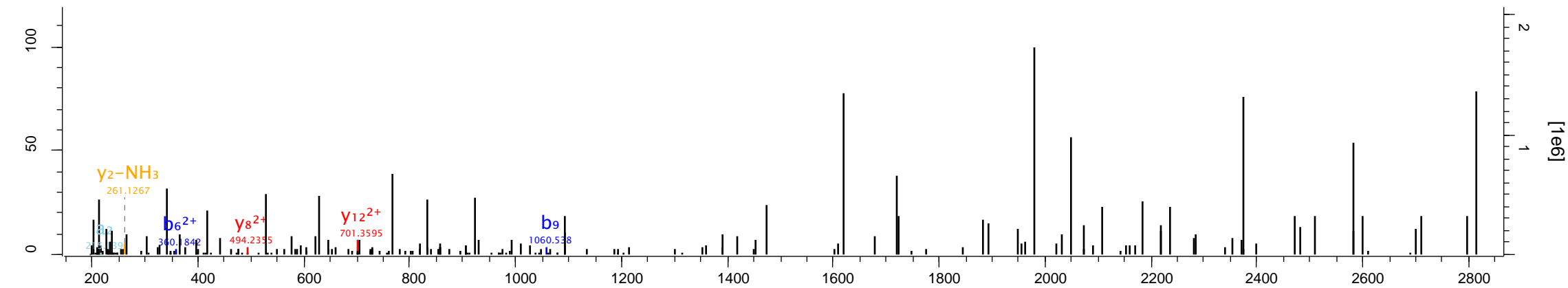
Raw file Scan Method Score m/z Gene names

20140608_QEp4_FaHo_QC_YNG2_03 6750 FTMS; HCD 87.58 429.22 SHM2;SHM1



Raw file Scan Method Score m/z Gene names

20140608_QEp4_FaHo_QC_YNG2_03 7134 FTMS; HCD 0.88 705.12 ECM38

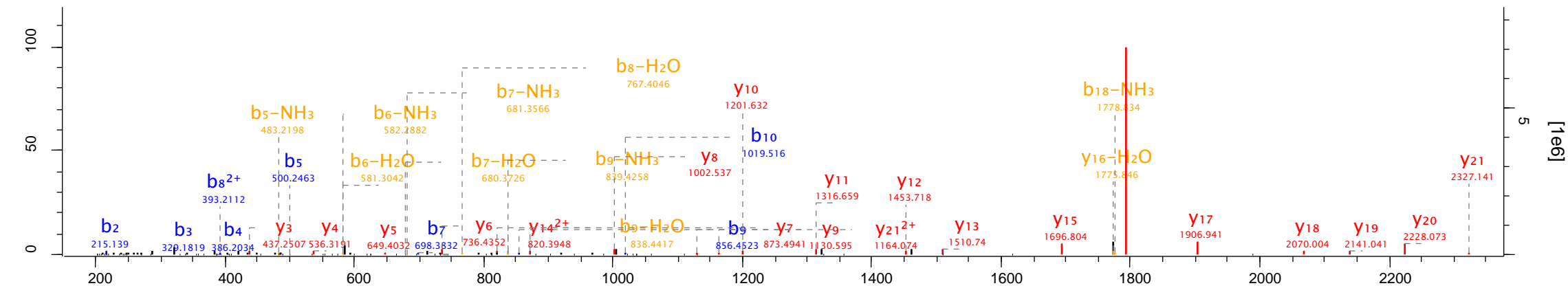


- I E L E S F P M I G K A V L S T L K E M G Y T M K -

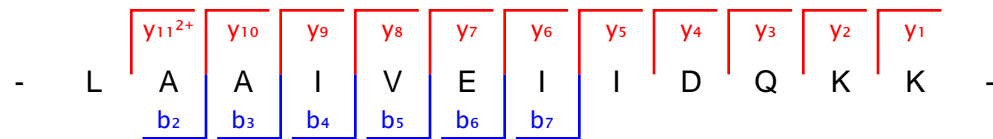
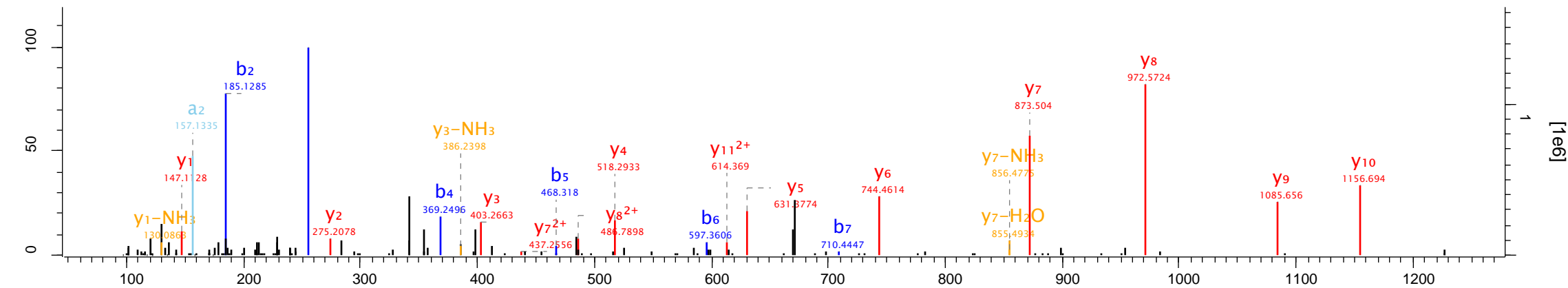
Fragmentation labels: a_2 (under E), b_6^{2+} (under F), b_9 (under I), y_{12}^{2+} (above L), y_8^{2+} (above K).

Raw file Scan Method Score m/z Gene names

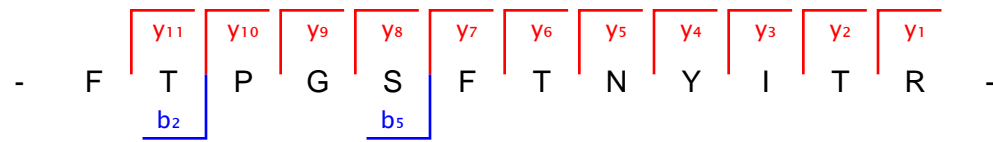
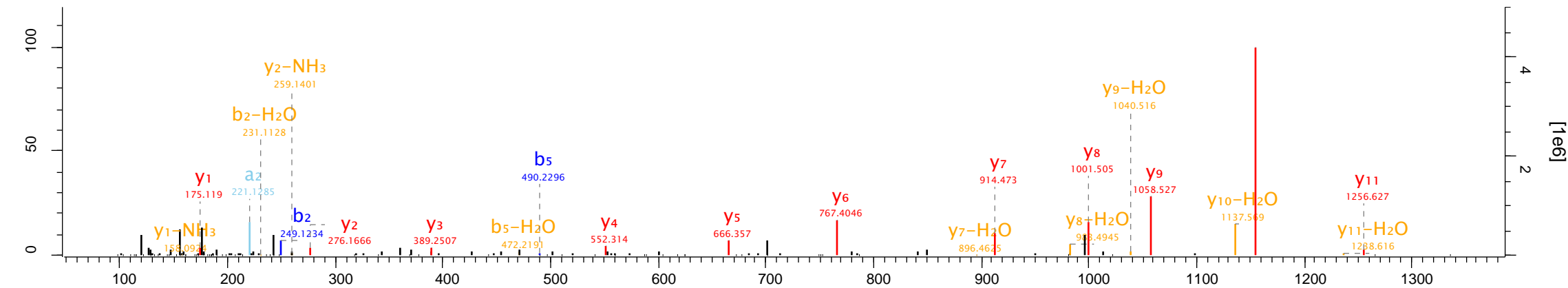
20140608_QEp4_FaHo_QC_YNG2_03 7970 FTMS; HCD 101.66 732.62 MRPS12



Raw file	Scan	Method	Score	m/z	Gene names
20140608_QEp4_FaHo_QC_YNG2_03	8418	FTMS; HCD	153.95	670.91	RPL14B;RPL14A

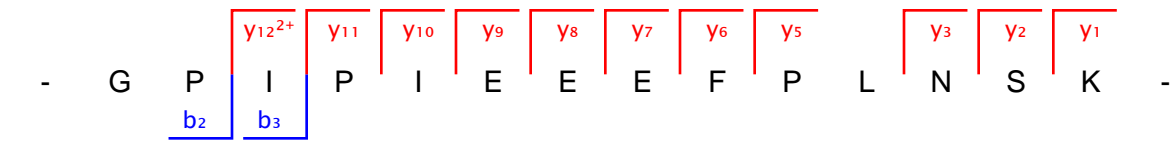
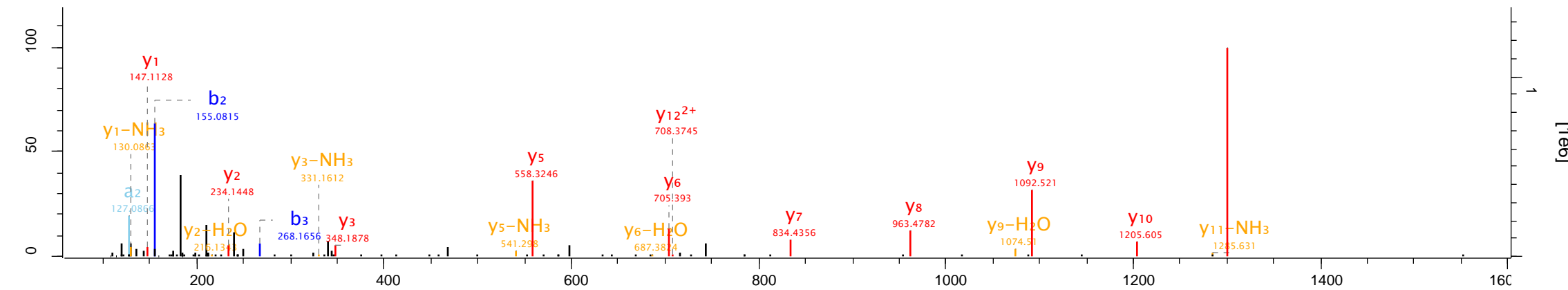


Raw file	Scan	Method	Score	m/z	Gene names
20140608_QEp4_FaHo_QC_YNG2_03	8835	FTMS; HCD	113.24	702.35	RPS0B;RPS0A



Raw file Scan Method Score m/z Gene names

20140608_QEp4_FaHo_QC_YNG2_03 9509 FTMS; HCD 88.08 785.91 XRN1



Raw file	Scan	Method	Score	m/z	Gene names
20140608_QEp4_FaHo_QC_YNG2_03	10572	FTMS; HCD	122.79	871.48	RPL4B;RPL4A

