

Organocatalytic one-pot 1,4-/1,6-/1,2-addition sequence for the stereocontrolled formation of six consecutive stereocenters

Pankaj Chauhan, Suruchi Mahajan, Gerhard Raabe and Dieter Enders*

^a Institut of Organic Chemistry, RWTH Aachen University Landoltweg 1, 52074 Aachen (Germany)
E-mail: enders@rwth-aachen.de

Contents

General Methods and Materials	1
General Procedure for the organocatalytic one-pot 1,4-/1,6-/1,2-addition reactions	1
Analytic data	2-13
Procedure for the gram-scale organocatalytic one-pot 1,4-/1,6-/1,2-addition reaction	13
NMR spectra	14-30
HPLC Data	31-45

General Methods and Materials:

All reactions were performed in oven-dried glassware. Analytical TLC was performed using SIL G-25 UV254 from MACHERY & NAGEL and visualized with ultraviolet radiation at 254 nm. ^1H and ^{13}C NMR spectra were recorded at ambient temperature on a Varian Innova 600 or Varian Innova 400 instruments with tetramethylsilane as the internal standard. Chemical shifts for ^1H -NMR and ^{13}C -NMR are reported in parts per million (ppm), with coupling constants reported in Hertz (Hz). The following abbreviations are used for spin multiplicity: s = singlet, br s = broad singlet, d = doublet, dd = doublet of doublet, t = triplet and m = multiplet. Mass spectra were acquired on a Finnigan SSQ7000 (EI 70 eV) spectrometer and high resolution ESI spectra on a ThermoFisher Scientific LTQ-Orbitrap XL. IR spectra were taken on a PerkinElmer Spectrum 100 FT-IR Spectrometer. Elemental analyses were performed with a Vario EL elemental analyzer. Analytical HPLC was carried out either on a Hewlett-Packard 1050 Series instrument or Agilent 1100 instrument using chiral stationary phases. Optical rotation values were measured on a Perkin-Elmer 241 polarimeter.

Starting materials and reagents were purchased directly from commercial suppliers and used without further purifications. All solvents used as reaction medium were distilled before the use. The nitroalkenes **2**¹ and 4-nitro-5-styrylisoxazoles **3**² were synthesized using known literature procedures. The chiral squaramides **I** and **II** were also synthesized using known literature procedures.³

General Procedure for the organocatalytic one-pot 1,4-/1,6-/1,2-addition reactions:

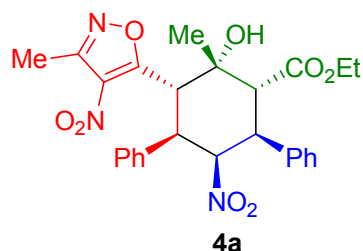
In a 10 mL round bottom flask equipped with a magnetic stirring bar, the nitroalkene **2** (1.0 equiv., 0.5 mmol) and catalyst **I** or **II** (1 mol%) were dissolved in CH_2Cl_2 (1.00 mL) and stirred 5 minutes at room temperature followed by the addition of the β -keto ester **1** (1.0 equiv. 0.5 mmol). After stirring the reaction mixture at room temperature for 24 hours the 4-nitro-5-styrylisoxazoles **3** (2 equiv., 1.0 mmol) and DBU (30 mol%; 0.1 M in CH_2Cl_2) were added subsequently and stirred for another 48 hours at room temperature. The crude product was directly purified by flash column chromatographies (first *n*-hexane/EtOAc = 9:1, then *n*-hexane/EtOAc = 4:1) to afford the polysubstituted cyclohexanes **4a-o**.

¹ (a) Organic Syntheses, Coll. Vol. 1, p.413 (1941); Vol. 9, p.66 (1929); (b) B. M. Trost and C. Müller, *J. Am. Chem. Soc.* 2008, **130**, 2438.

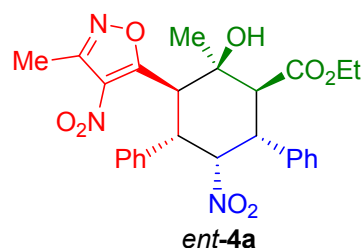
² (a) M. F. A. Adamo and E. F. Duffy, *Org. Lett.*, 2006, **8**, 5157; (b) J.-L. Zhang, X.-H. Liu, X.-J. Ma and R. Wang, *Chem. Commun.*, 2013, **49**, 9329.

³ J. P. Malerich, K. Hagihara and V. H. Rawal, *J. Am. Chem. Soc.*, 2008, **130**, 14416.

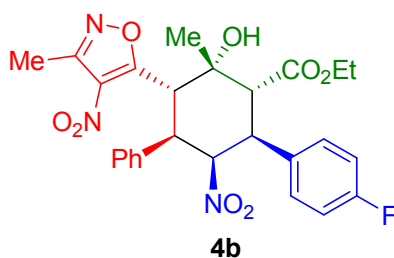
Analytic data:



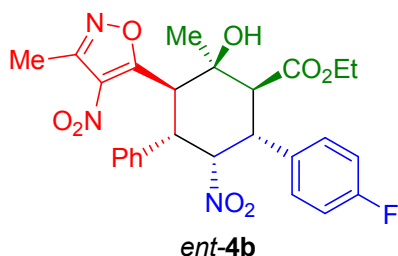
Compound **4a** was synthesized with catalyst **I** and isolated as a colorless solid (155 mg, 61%); Mp = 237-238 °C; $[\alpha]_D^{24} = +58.0$ (c = 0.5, CHCl₃); >20:1 dr; 98% ee (major diastereomer); HPLC (major diastereomer): t_R 11.82 min (major), 17.25 min (minor), 214 nm, *n*-heptane/*i*-PrOH, 7:3, 1.00 mL/min, Chiralpak AD column; IR (capillary): 3526, 3064, 3032, 2985, 2903, 2650, 2326, 2226, 2162, 2109, 2071, 2009, 1958, 1898, 1816, 1730, 1595, 1546, 1513, 1445, 1417, 1371, 1343, 1316, 1252, 1216, 1175, 1140, 1077, 1022, 982, 926, 890, 830, 788, 748, 699 cm⁻¹; ¹H NMR (600 MHz, CDCl₃, major diastereomer): δ = 7.32-7.27 (m, 3H, ArH), 7.25-7.24 (m, 2H, ArH), 7.18-7.16 (m, 3H, ArH), 7.12-7.11 (m, 2H, ArH), 5.44 (d, J = 13.2 Hz, 1H, CH), 5.04 (t, J = 4.2 Hz, 1H, CH), 4.46 (dd, J = 12.6, 4.2 Hz, 1H), 4.13-4.09 (m, 2H, 2CH), 3.99-3.92 (m, 2H, CH₂), 3.91 (d, J = 6.8 Hz, 1H, OH), 2.42 (s, 3H, CH₃), 1.34 (s, 3H, CH₃), 0.91 (t, J = 6.0 Hz, 3H, CH₃); ¹³C NMR (151 MHz, CDCl₃, major diastereomer): δ = 174.2, 171.7, 155.0, 135.6, 135.3, 132.6, 129.4, 129.3, 129.0, 128.8, 128.7, 128.3, 127.3, 93.1, 71.9, 61.6, 50.0, 44.4, 44.1, 43.1, 26.9, 13.7, 11.8. ppm; MS (EI): m/z 510.5 [M+1]⁺; HRMS Calcd for [C₂₆H₂₇N₃O₈+Na]⁺: 532.1690, found: 532.1690.



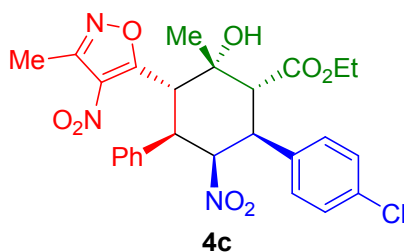
Compound **ent-4a** was synthesized with catalyst **II** and isolated as a colorless solid (151 mg, 60%); >20:1 dr; 96% ee (major diastereomer); HPLC (major diastereomer): t_R 11.85 min (minor), 17.28 min (major), 214 nm, *n*-heptane/*i*-PrOH, 7:3, 1.00 mL/min, Chiralpak AD column.



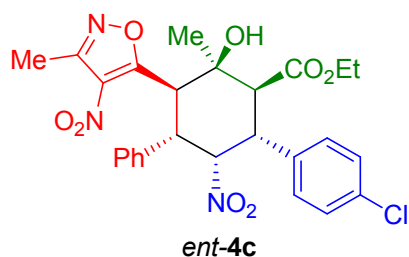
Compound **4b** synthesized with catalyst **I** and isolated as a colorless solid (168 mg, 64%); Mp = 196-198°C; $[\alpha]_D^{24} = +60.0$ (c = 0.2, CHCl₃); >20:1 dr; 99% ee (major diastereomer); HPLC (major diastereomer): t_R 5.59 min (major), 12.60 min (minor), 230 nm, *n*-heptane/*i*-PrOH, 9:1, 0.70 mL/min, Chiralpak IC column; IR (capillary): 3791, 3493, 2981, 2673, 2325, 2097, 1999, 1901, 1720, 1599, 1517, 1365, 1231, 1168, 1023, 832, 758, 701 cm⁻¹; ¹H NMR (400 MHz, CDCl₃, major diastereomer): δ = 7.26-7.17 (m, 5H, ArH), 7.11-7.09 (m, 2H, ArH), 7.03-6.99 (m, 2H, ArH), 5.42 (d, J = 12.8 Hz, 1H, CH), 5.00 (t, J = 4.0 Hz, 1H, CH), 4.44 (dd, J = 12.8, 4.5 Hz, 1H, CH), 4.08-4.07 (m, 2H, 2CH), 3.99-3.95 (m, 2H, CH₂), 3.85 (s, 1H, OH), 2.42 (s, 3H, CH₃), 1.33 (s, 3H, CH₃), 0.96 (t, J = 7.1 Hz, 3H, CH₃); ¹³C NMR (101 MHz, CDCl₃, major diastereomer): δ = 174.0, 171.5, 162.9, 151.1, 135.5, 131.2, 130.1, 129.5, 128.8, 127.2, 116.1, 93.1, 71.9, 61.7, 50.2, 44.1, 43.6, 43.0, 26.8, 13.8, 11.8 ppm; ¹⁹F NMR (376 MHz, CDCl₃, major diastereomer): δ = -112.8; MS (EI): m/z 527.9 [M+1]⁺; HRMS Calcd for [C₂₆H₂₆N₃O₈F+H]⁺: 528.1777, found: 528.1786.



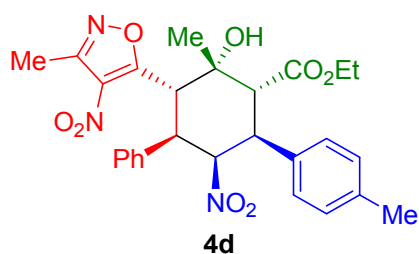
Compound **ent-4b** was synthesized with catalyst **II** and isolated as a colorless solid (165 mg, 63%); >20:1 dr; 97% ee (major diastereomer); HPLC (major diastereomer): t_R 5.44 min (minor), 11.76 min (major), 230 nm, *n*-heptane/*i*-PrOH, 9:1, 0.70 mL/min, Chiralpak IC column.



Compound **4c** was synthesized with catalyst **I** and isolated as a colorless solid (149 mg, 55%); Mp = 198-200°C; $[\alpha]_D^{24} = +80.0$ (c = 0.5, CHCl₃); >20:1 dr; 99% ee (major diastereomer); HPLC (major diastereomer): t_R 5.52 min (major), 12.61 min (minor), 230 nm, *n*-heptane/*i*-PrOH, 9:1, 0.70 mL/min, Chiralpak-IC column; IR (capillary): 3786, 3529, 2929, 2670, 2318, 2105, 1992, 1913, 1728, 1600, 1542, 1366, 1252, 1153, 1093, 1020, 890, 828, 747, 702 cm⁻¹; ¹H NMR (600 MHz, CDCl₃, major diastereomer): δ = 7.29-7.27 (m, 2H, ArH), 7.19-7.16 (m, 5H, ArH), 7.10-7.19 (m, 2H, ArH), 5.41 (d, *J* = 12.8 Hz, 1H, CH), 5.00 (t, *J* = 3.9 Hz, 1H, CH), 4.43 (dd, *J* = 12.8, 4.6 Hz, 1H), 4.07-4.06 (d, *J* = 5.4 Hz, 2H, 2CH), 4.00-3.96 (m, 2H, CH₂), 3.81 (br s, 1H, OH), 2.41 (s, 3H, CH₃), 1.32 (s, 3H, CH₃), 0.97 (t, *J* = 7.1 Hz, 3H, CH₃); ¹³C NMR (151 MHz, CDCl₃, major diastereomer): δ = 173.9, 171.5, 155.1, 135.4, 134.8, 133.9, 132.5, 129.6, 129.5, 129.4, 128.8, 127.2, 92.9, 71.9, 61.8, 49.9, 44.0, 43.7, 43.0, 26.8, 13.9, 11.8 ppm; MS (EI): *m/z* 543.1[M]⁺; HRMS Calcd for [C₂₆H₂₆N₃O₈Cl+H]⁺: 544.1481, found: 544.1482.

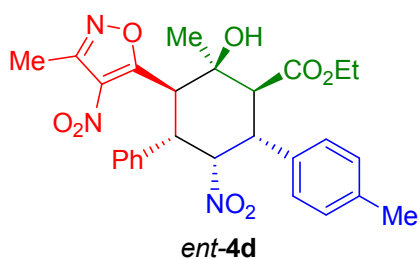


Compound **ent-4c** was synthesized with catalyst **II** and isolated as a colorless solid (139 mg, 51%); >20:1 dr; 95% ee (major diastereomer); HPLC (major diastereomer): t_R 5.51 min (minor), 12.72 min (major), 230 nm, *n*-heptane/*i*-PrOH, 9:1, 0.70 mL/min, Chiralpak-IC column.

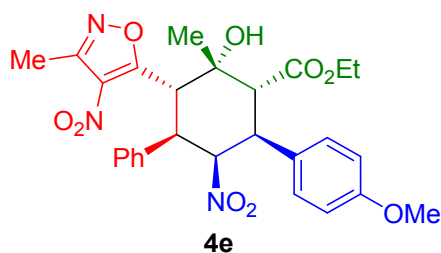


Compound **4d** synthesized with catalyst **I** and isolated as a colorless solid (165 mg, 63%); Mp = 212-213°C; $[\alpha]_D^{24} = +54.4$ (c = 0.5, CHCl₃); >20:1 dr; 93% ee (major diastereomer); HPLC (major diastereomer): t_R 20.24 min (major), 31.66 min (minor), 254nm, *n*-heptane/*i*-

PrOH, 7:3, 0.70 mL/min, Chiralpak-AD column; IR (capillary): 3788, 3488, 2980, 2669, 2323, 2105, 2000, 1905, 1722, 1597, 1530, 1443, 1365, 1259, 1178, 1023, 892, 827, 747, 702 cm^{-1} ; ^1H NMR (600 MHz, CDCl_3 , major diastereomer): $\delta = 7.18\text{-}7.16$ (m, 3H, ArH), 7.12-7.09 (m, 6H, ArH), 5.42 (d, $J = 12.6$ Hz, 1H, CH), 5.01 (t, $J = 4.5$ Hz, 1H, CH), 4.43 (dd, $J = 12.6, 4.8$ Hz, 1H, CH), 4.10-4.02 (m, 2H, 2CH), 3.99-3.92 (m, 2H, CH_2), 3.90 (s, 1H, OH), 2.42 (s, 3H, CH_3), 2.29 (s, 3H, CH_3), 1.32 (s, 3H, CH_3), 0.94 (t, $J = 7.2$ Hz, 3H, CH_3); ^{13}C NMR (151 MHz, CDCl_3 , major diastereomer): $\delta = 174.2, 171.7, 155.0, 138.5, 135.7, 132.5, 132.2, 129.7, 129.4, 129.3, 128.64, 128.1, 127.2, 93.3, 71.9, 61.6, 50.0, 44.0, 43.9, 43.1, 26.9, 21.2, 13.8, 11.8$ ppm; MS (EI): m/z 523.0 $[\text{M}]^+$; HRMS Calcd for $[\text{C}_{27}\text{H}_{29}\text{N}_3\text{O}_8+\text{Na}]^+$: 546.1847, found: 546.1846.

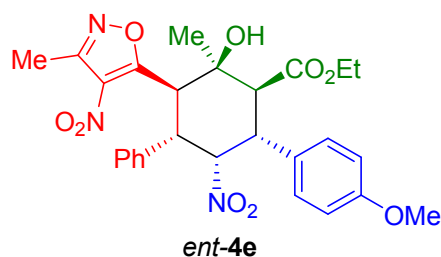


Compound **ent-4d** was synthesized with catalyst **II** and isolated as a colorless solid (168 mg, 64%); >20:1 dr; 98% ee (major diastereomer); HPLC (major diastereomer): t_R 31.55 min (minor), 20.31 min (major), 254 nm, *n*-heptane/*i*-PrOH, 7:3, 0.70 mL/min, Chiralpak-AD column.

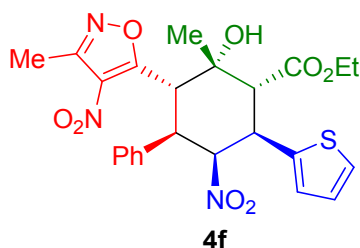


Compound **4e** was synthesized with catalyst **I** and isolated as a colorless solid (180 mg, 67%); Mp = 109-110°C; $[\alpha]_D^{24} = +64.4$ ($c = 0.5, \text{CHCl}_3$); >20:1 dr; 97% ee (major diastereomer); HPLC (major diastereomer): t_R 36.31 min (major), 54.49 min (minor), 230 nm, *n*-heptane/ethanol, 9:1, 1.00 mL/min, Chiralpak IA column; IR (capillary): 3790, 3487, 2977, 2670, 2324, 2099, 1999, 1896, 1723, 1598, 1517, 1450, 1365, 1253, 1180, 1027, 893, 830, 756, 702 cm^{-1} ; ^1H NMR (400 MHz, CDCl_3 , major diastereomer): $\delta = 7.18\text{-}7.15$ (m, 5H, ArH), 7.11-7.10 (m, 2H, ArH), 6.82 (d, $J = 8.6$ Hz, 2H, ArH), 5.41 (d, $J = 12.7$ Hz, 1H, CH),

5.00 (t, $J = 4.2$ Hz, 1H, CH), 4.42 (dd, $J = 12.8, 4.5$ Hz, 1H, CH), 4.08-4.03 (m, 2H, 2CH), 3.98-3.95 (m, 2H, CH₂), 3.91 (s, 1H, OH), 3.76 (s, 3H, CH₃), 2.42 (s, 3H, CH₃), 1.32 (s, 3H, CH₃), 0.95 (t, $J = 7.1$ Hz, 3H, CH₃); ¹³C NMR (101 MHz, CDCl₃, major diastereomer): $\delta = 174.22, 171.7, 159.8, 155.0, 153.7, 135.7, 132.5, 129.4, 128.6, 127.2, 114.4, 93.3, 71.9, 61.6, 55.3, 50.2, 44.0, 43.6, 43.0, 26.9, 13.9, 11.8$ ppm; MS (ED): m/z 539.1 [M]⁺; HRMS Calcd for [C₂₇H₂₉N₃O₉+Na]⁺: 562.1796, found: 562.1803.

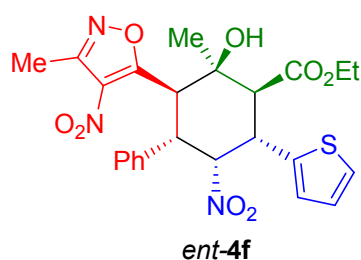


Compound *ent-4e* was synthesized with catalyst **II** and isolated as a colorless solid (177 mg, 66%); >20:1 dr; 95% ee (major diastereomer); HPLC (major diastereomer): t_R 36.35 min (minor), 54.29 min (major), 230 nm, *n*-heptane/ethanol, 9:1, 1.00 mL/min, Chiralpak IA column.

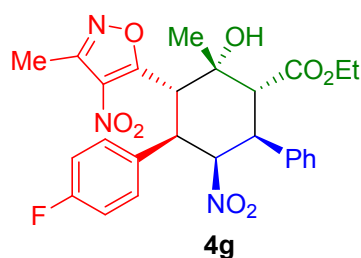


Compound **4f** was synthesized with catalyst **I** and isolated as a colorless solid (158 mg, 61%); Mp = 232-233 °C; $[\alpha]_D^{24} = +73.8$ ($c = 0.5, \text{CHCl}_3$); >20:1 dr; 91% ee (major diastereomer); HPLC (major diastereomer): t_R 6.91 min (major) 13.99 min (minor), 230 nm, *n*-heptane/*i*-PrOH, 9:1, 0.7 mL/min, Chiralpak IC column; IR (capillary): 3532, 3110, 2985, 2651, 2323, 2182, 2068, 1998, 1953, 1899, 1811, 1730, 1598, 1551, 1517, 1444, 1418, 1370, 1344, 1245, 1212, 1179, 1141, 1023, 982, 926, 888, 830, 760, 703 cm⁻¹; ¹H NMR (400 MHz, CDCl₃, major diastereomer): $\delta = 7.22-7.09$ (m, 6H, ArH), 6.96-6.92 (m, 2H, ArH), 5.38 (d, $J = 12.8$ Hz, 1H, CH), 5.09 (t, $J = 4.4$ Hz, 1H, CH), 4.46-4.34 (m, 2H, 2CH), 4.10-3.98 (m, 3H, CH, CH₂), 3.83 (s, 1H, OH), 2.41 (s, 3H, CH₃), 1.32 (s, 3H, CH₃), 1.01 (t, $J = 7.1$ Hz, 3H, CH₃); ¹³C NMR (101 MHz, CDCl₃, major diastereomer): $\delta = 173.8, 171.5, 155.0, 137.2, 135.5, 132.6, 129.5, 128.7, 127.4, 127.2, 126.8, 125.7, 93.2, 71.9, 61.8, 51.6, 43.8, 43.0, 39.4,$

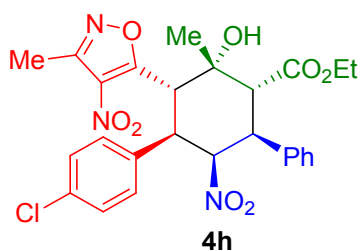
26.7, 13.8, 11.8 ppm; MS (EI): m/z 516.1 $[M+H]^+$; HRMS Calcd for $[C_{24}H_{25}N_3O_8S + Na]^+$: 538.1255, found: 538.1251.



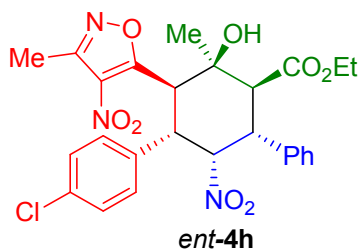
Compound *ent*-**4f** was synthesized with catalyst **II** and isolated as a colorless solid (152 mg, 59%); >20:1 dr; 96% ee (major diastereomer); HPLC (major diastereomer): t_R 6.94 min (minor), 13.94 min (major), 230 nm, *n*-heptane/*i*-PrOH, 9:1, 0.7 mL/min, Chiralpak IC column.



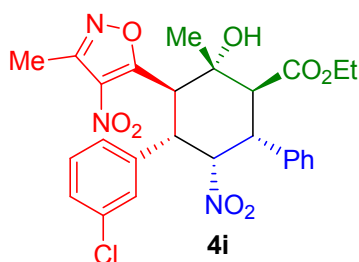
Compound **4g** was synthesized with catalyst **I** and isolated as a colorless solid (160 mg, 60%); Mp = 201-203°C; $[\alpha]_D^{24} = +52.0$ ($c = 0.5$, CHCl₃); >20:1 dr; 98% ee (major diastereomer); HPLC (major diastereomer): t_R 14.06 min (major), 17.91 min (minor), 214 nm, *n*-heptane/*i*-PrOH, 7:3, 1.00 mL/min, Chiralcel AD column; IR (capillary): 3790, 3491, 2982, 2671, 2322, 2087, 1899, 1719, 1597, 1524, 1364, 1172, 1024, 831, 761, 701 cm⁻¹; ¹H NMR (400 MHz, CDCl₃, major diastereomer): $\delta = 7.31$ -7.29 (m, 3H, ArH), 7.24-7.23 (m, 2H, ArH), 7.12-7.09 (m, 2H, ArH), 6.90-6.86 (m, 2H, ArH), 5.38 (dd, $J = 12.8, 1.4$ Hz, 1H, CH), 5.01-4.99 (m, 1H, CH), 4.44 (dd, $J = 12.8, 4.5$ Hz, 1H, CH), 4.08-4.07 (m, 2H, 2CH), 3.97-3.91 (m, 3H, OH, CH₂); 2.44 (s, 3H, CH₃), 1.32 (s, 3H, CH₃), 0.90 (t, $J = 7.1$ Hz, 3H, CH₃); ¹³C NMR (151 MHz, CDCl₃, major diastereomer): $\delta = 174.1, 171.4, 162.6, 155.1, 135.1, 132.6, 131.5, 129.3, 128.9, 128.3, 127.8, 116.5, 93.0, 71.9, 61.7, 49.9, 44.3, 43.3$ (2C), 26.8, 13.7, 11.8 ppm; ¹⁹F NMR (376 MHz, CDCl₃, major diastereomer): $\delta = -112.6$; MS (EI): m/z 528.0 $[M+1]^+$; HRMS Calcd for $[C_{26}H_{26}N_3O_8F + Na]^+$: 550.1596, found: 550.1597.



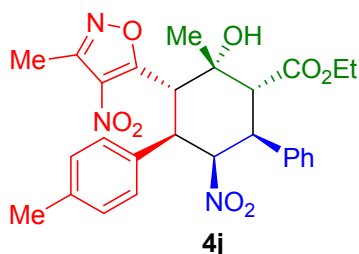
Compound **4h** was synthesized with catalyst **I** and isolated as a colorless solid (167 mg, 61%); Mp = 192-193 °C; $[\alpha]_D^{24} = +57.6$ (c = 0.5, CHCl₃); >20:1 dr; 97% ee (major diastereomer); HPLC (major diastereomer): t_R 14.27 min (major), 18.99 min (minor), 230 nm, *n*-heptane/*i*-PrOH, 7:3, 1.00 mL/min, Chiralpak AD column; IR (capillary): 3498, 3066, 3034, 2981, 2938, 26.53, 2507, 2324, 2226, 2161, 2069, 1989, 1954, 1903, 1706, 1597, 1550, 1522, 1451, 1414, 1368, 1261, 1187, 1094, 1015, 893, 827, 795, 755, 697 cm⁻¹; ¹H NMR (600 MHz, CDCl₃, major diastereomer): $\delta = 7.32$ -7.27 (m, 3H, ArH), 7.24-7.22 (m, 2H, ArH), 7.17-7.16 (m, 2H, ArH), 7.07-7.05 (m, 2H, ArH), 5.38 (dd, $J = 12.8, 1.3$ Hz, 1H, CH), 4.98 (t, $J = 3.9$ Hz, 1H, CH), 4.44 (dd, $J = 12.8, 4.5$ Hz, 1H), 4.07-4.06 (m, 2H, 2CH), 3.98-3.90 (m, 3H, CH₂, OH), 2.46 (s, 3H, CH₃), 1.32 (s, 3H, CH₃), 0.90 (t, $J = 7.1$ Hz, 3H, CH₃); ¹³C NMR (151 MHz, CDCl₃, major diastereomer): $\delta = 174.1, 171.3, 155.2, 135.1, 134.6, 134.2, 132.6, 129.7, 129.1, 128.9, 128.7, 128.3, 127.8, 92.9, 71.9, 61.7, 49.9, 44.3, 43.4, 43.1, 26.8, 13.7, 11.9$ ppm; MS (EI): m/z 544.1 [M+1]⁺; Anal. Calcd for C₂₆H₂₆N₃O₈Cl: C, 57.41; H, 4.82; N, 7.72, found: C, 57.11; H, 4.88; N 7.45.



Compound **ent-4h** was synthesized with catalyst **II** and isolated as a colorless solid (164 mg, 60%); 20:1 dr; 97% ee (major diastereomer); HPLC (major diastereomer): t_R 14.28 min (minor), 19.05 min (major), 230 nm, *n*-heptane/*i*-PrOH, 7:3, 1.00 mL/min, Chiralpak AD column.

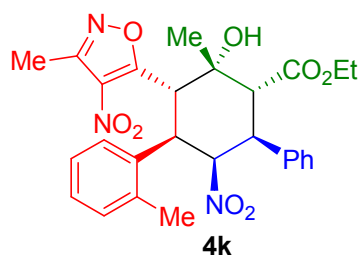


Compound **4i** was synthesized with catalyst **I** and isolated as a colorless solid (189 mg, 69%); Mp = 216-218 °C; $[\alpha]_D^{24} = +68.0$ (c = 0.2, CHCl₃); >20:1 dr; 97% ee (major diastereomer); HPLC (major diastereomer): t_R 10.16 min (major), 19.54 min (minor), 230 nm, *n*-heptane/EtOH, 9:1, 1.00 mL/min, Chiralcel OD column; IR (capillary): 3578, 2978, 2679, 2326, 2100, 1996, 1897, 1718, 1596, 1543, 1364, 1255, 1028, 898, 829, 760, 697 cm⁻¹; ¹H NMR (600 MHz, CDCl₃, major diastereomer): $\delta = 7.33$ -7.27 (m, 3H, ArH), 7.24-7.22 (m, 2H, ArH), 7.17-7.14 (m, 2H, ArH), 7.12-7.10 (m, 1H, ArH), 6.97 (d, $J = 7.7$ Hz, 1H, ArH), 5.40 (dd, $J = 12.8, 1.6$ Hz, 1H, CH), 5.03-5.02 (m, 1H, CH), 4.44 (dd, $J = 12.8, 4.5$ Hz, 1H, CH), 4.08-4.07 (m, 2H, 2CH), 3.99-3.90 (m, 3H, CH₂, OH), 2.45 (s, 3H, CH₃), 1.32 (s, 3H, CH₃), 0.90 (t, $J = 7.1$ Hz, 3H, CH₃); ¹³C NMR (151 MHz, CDCl₃, major diastereomer): $\delta = 174.1, 171.2, 155.2, 137.6, 135.2, 135.0, 132.6, 130.7, 129.2, 129.1, 128.9, 128.3, 127.8, 124.7, 92.8, 71.9, 61.7, 49.9, 44.3, 43.8, 42.9, 26.8, 13.7, 11.8$ ppm; MS (EI): m/z 543.0 [M]⁺; HRMS Calcd for [C₂₆H₂₆N₃O₈Cl+Na]⁺: 566.1301, found: 566.1301.

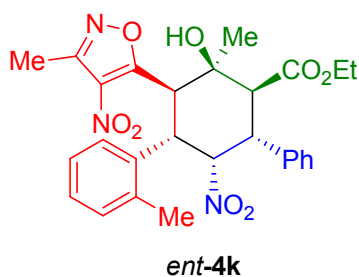


Compound **4j** was synthesized with catalyst **I** and isolated as a colorless solid (190 mg, 73%); Mp = 186-188 °C; $[\alpha]_D^{24} = +57.6$ (c = 0.5, CHCl₃); >20:1 dr; 98% ee (major diastereomer); HPLC (major diastereomer): t_R 10.22 min (major), 18.64 min (minor), 254 nm, *n*-heptane/EtOH, 9:1, 1.00 mL/min, Chiralcel OD column; IR (capillary): 3506, 2980, 2933, 2735, 2651, 2509, 2323, 2230, 2176, 2112, 2067, 2014, 1983, 1951, 1808, 1712, 1597, 1551, 1519, 1452, 1417, 1370, 1260, 1183, 1111, 1023, 978, 895, 827, 792, 754, 700 cm⁻¹; ¹H NMR (600 MHz, CDCl₃, major diastereomer): $\delta = 7.31$ -7.23 (m, 6H, ArH), 6.99-6.95 (m, 3H, ArH), 5.41 (dd, $J = 12.8, 1.4$ Hz, 1H, CH), 5.01 (t, $J = 4.3$ Hz, 1H, CH), 4.40 (dd, $J = 12.8, 4.6$ Hz, 1H, CH), 4.11-4.07 (m, 2H, 2CH), 3.98-3.89 (m, 3H, CH₂, OH), 2.43 (s, 3H,

CH₃), 2.20 (s, 3H, CH₃), 1.33 (s, 3H, CH₃), 0.90 (t, *J* = 7.1 Hz, 3H, CH₃); ¹³C NMR (151 MHz, CDCl₃, major diastereomer): δ = 174.2, 171.8, 155.0, 138.4, 135.3, 132.5, 130.1, 130.0, 129.1, 128.8, 128.3, 127.8, 127.0, 93.2, 71.9, 61.6, 49.9, 44.3, 43.6, 43.1, 26.9, 21.2, 13.7, 11.9 ppm; MS (EI): *m/z* 523.1 [M]⁺; Anal. Calcd for C₂₇H₂₉N₃O₈: C, 61.94; H, 5.58; N, 8.03, found: C, 61.70; H, 5.94; N 7.65.

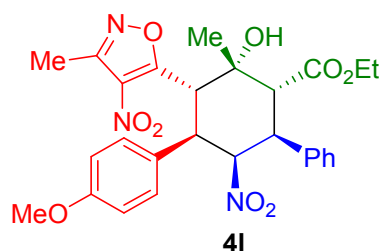


Compound **4k** was synthesized with catalyst **I** and isolated as a colorless solid (128 mg, 49%); Mp = 180-182 °C; [α]_D²⁴ = +45.0 (c = 0.2, CHCl₃); >20:1 dr; 95% ee (major diastereomer); HPLC (major diastereomer): t_R 5.14 min (major), 13.93 min (minor), 230 nm, *n*-heptane/*i*-PrOH, 9:1, 0.70 mL/min, Chiralpak IC column; IR (capillary): 3788, 2523, 2979, 2669, 2323, 2083, 1989, 1902, 1723, 1598, 1545, 1444, 1364, 1253, 1164, 1026, 890, 829, 752, 699 cm⁻¹; ¹H NMR (600 MHz, CDCl₃, major diastereomer): δ = 7.32-7.28 (m, 3H, ArH), 7.25-7.24 (m, 2H, ArH), 7.08-7.02 (m, 2H, ArH), 6.97-6.91 (m, 2H, ArH), 5.43 (dd, *J* = 12.7, 1.6 Hz, 1H, CH), 4.96-4.95 (m, 1H, CH), 4.72 (dd, *J* = 12.7, 4.5 Hz, 1H, CH), 4.15 (d, *J* = 12.8 Hz, 1H, CH), 4.05 (dd, *J* = 12.8, 4.4 Hz, 1H, CH), 3.99-3.91 (m, 2H, CH₂), 3.87 (d, *J* = 1.6 Hz, 1H, OH), 2.45 (s, 3H, CH₃), 2.41 (s, 3H, CH₃), 1.34 (s, 3H, CH₃), 0.91 (t, *J* = 7.1 Hz, 3H, CH₃); ¹³C NMR (151 MHz, CDCl₃, major diastereomer): δ = 174.2, 171.9, 155.1, 136.1, 135.3, 133.5, 132.5, 131.3, 129.6, 129.1, 128.8, 128.4, 128.3, 128.0, 127.1, 125.0, 91.1, 72.0, 61.6, 50.1, 44.6, 43.4, 39.1, 27.0, 19.7, 13.8, 11.8 ppm; MS (EI): *m/z* 523.0 [M]⁺; HRMS Calcd for [C₂₇H₂₉N₃O₈+Na]⁺: 546.1847, found: 546.1846.

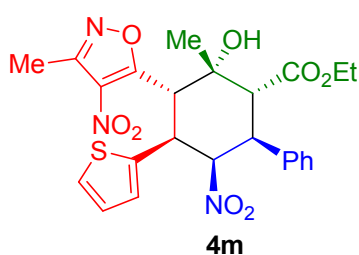


Compound **ent-4k** was synthesized with catalyst **II** and isolated as a colorless solid (132 mg, 50%); >20:1 dr; 96% ee (major diastereomer); HPLC (major diastereomer): t_R 5.14 min

(minor), 13.63 min (minor), 230 nm, *n*-heptane/*i*-PrOH, 9:1, 0.70 mL/min, Chiralpak IC column.

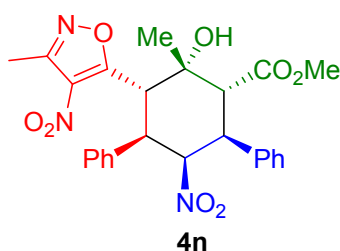


Compound **4l** was synthesized with catalyst **I** and isolated as a colorless solid (105 mg, 39%); Mp = 110-112 °C; $[\alpha]_D^{24} = +62.8$ (c = 0.5, CHCl₃); >20:1 dr; 96% ee (major diastereomer); HPLC (major diastereomer): t_R 15.96 min (major), 23.00 min (minor), 214 nm, *n*-heptane/*i*-PrOH, 7:3, 1.00 mL/min, Chiralpak AD column; IR (capillary): 3786, 3474, 2971, 2682, 2322, 2115, 1999, 1927, 1731, 1598, 1523, 1445, 1365, 1248, 1186, 1024, 894, 828, 759, 700 cm⁻¹; ¹H NMR (600 MHz, CDCl₃, major diastereomer): $\delta = 7.31$ -7.22 (m, 5H, ArH), 7.03 (d, $J = 8.7$ Hz, 2H, ArH), 6.69 (d, $J = 8.9$ Hz, 2H, ArH), 5.38 (dd, $J = 12.8$, 1.6 Hz, 1H, CH), 5.00 (t, $J = 4.3$ Hz, 1H, CH), 4.38 (dd, $J = 12.8$, 4.6 Hz, 1H, CH), 4.09-4.07 (m, 2H, 2CH), 3.96-3.89 (m, 3H, CH₂, OH), 3.69 (s, 3H, CH₃), 2.43 (s, 3H, CH₃), 1.32 (s, 3H, CH₃), 0.90 (t, $J = 7.1$ Hz, 3H, CH₃); ¹³C NMR (151 MHz, CDCl₃, major diastereomer): $\delta = 174.2$, 171.8, 159.5, 155.1, 135.3, 132.5, 129.2, 129.1, 128.8, 128.4, 128.3, 127.9, 127.8, 127.5, 114.7, 93.3, 71.9, 61.6, 55.2, 49.9, 44.3, 43.3, 43.2, 26.9, 13.7, 11.9 ppm; MS (EI): m/z 539.0 [M]⁺; HRMS Calcd for [C₂₇H₂₉N₃O₉+Na]⁺: 562.1796, found: 562.1796.

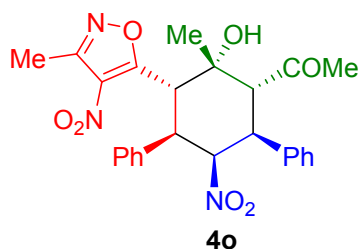


Compound **4m** was synthesized with catalyst **I** and isolated as a colorless solid (128 mg, 50%); Mp = 230-232°C; $[\alpha]_D^{24} = +79.8$ (c = 0.5, CHCl₃); >20:1 dr; 97% ee (major diastereomer); HPLC (major diastereomer): t_R 7.47 min (major), 16.39 min (minor), 214 nm, *n*-heptane/*i*-PrOH, 9:1, 0.70 mL/min, Chiralpak IC column; IR (capillary): 3787, 3483, 2981, 2666, 2318, 2080, 1987, 1721, 1599, 1537, 1364, 1257, 1196, 1024, 832, 704 cm⁻¹; ¹H NMR (600 MHz, CDCl₃, major diastereomer): $\delta = 7.33$ -7.29 (m, 3H, ArH), 7.24-7.22 (m, 2H, ArH), 7.08 (dd, $J = 4.9$, 0.9 Hz, 1H, ArH), 6.79-6.76 (m, 2H, ArH), 5.40 (dd, $J = 12.6$, 1.6

Hz, 1H, CH), 5.10-5.09 (m, 1H, CH), 4.71 (dd, $J = 12.6, 4.6$ Hz, 1H, CH), 4.06-4.05 (m, 2H, 2CH), 4.98-3.90 (m, 3H, CH₂, OH), 2.46 (s, 3H, CH₃), 1.32 (s, 3H, CH₃), 0.90 (t, $J = 7.1$ Hz, 3H, CH₃); ¹³C NMR (151 MHz, CDCl₃, major diastereomer): $\delta = 174.1, 171.4, 155.2, 137.6, 135.1, 132.7, 131.0, 129.1, 128.9, 128.2, 127.5, 125.9, 125.8, 93.2, 71.9, 61.6, 49.8, 44.8, 44.1, 39.3, 26.8, 13.7, 11.9$; MS (EI): m/z 516.0 [M+1]⁺; HRMS Calcd for [C₂₄H₂₅N₃O₈S+Na]⁺: 538.1255, found: 538.1255.



Compound **4n** was synthesized with catalyst **I** and isolated as a colorless solid (145 mg, 58%); Mp = 236-238 °C; $[\alpha]_D^{24} = +79.8$ (c = 0.5, CHCl₃); >20:1 dr; 97% ee (major diastereomer); HPLC (major diastereomer): t_R 5.58 min (major), 8.13 min (minor), 230 nm, *n*-heptane/EtOH, 9:1, 0.70 mL/min, Chiralpak-IC column; IR (capillary): 3782, 3704, 3514, 3254, 2953, 2648, 2514, 2326, 2226, 2160, 2101, 2066, 1990, 1950, 1905, 1710, 1597, 1551, 1518, 1433, 1357, 1262, 1202, 1163, 1074, 1009, 957, 919, 890, 861, 827, 789, 750, 700 cm⁻¹; ¹H NMR (400 MHz, CDCl₃, major diastereomer): $\delta = 7.32-7.27$ (m, 3H, ArH), 7.25-7.23 (m, 2H, ArH), 7.19-7.16 (m, 3H, ArH), 7.13-7.11 (m, 2H, ArH), 5.45 (d, $J = 12.8$ Hz, 1H, CH), 5.05 (t, $J = 4.3$ Hz, 1H, CH), 4.47 (dd, $J = 12.8, 4.5$ Hz, 1H), 4.19-4.10 (m, 2H, 2CH), 3.74 (br s, 1H), 3.49 (s, 3H, CH₃), 2.43 (s, 3H, CH₃), 1.34 (s, 3H, CH₃); ¹³C NMR (101 MHz, CDCl₃, major diastereomer): $\delta = 174.5, 171.6, 155.1, 135.5, 135.3, 132.5, 129.4, 129.2, 128.9, 128.8, 128.7, 128.0, 127.2, 93.1, 71.9, 52.3, 50.0, 44.2, 44.0, 43.1, 26.9, 11.8$ ppm; MS (EI): m/z 495.9 [M]⁺; Anal. Calcd for C₂₅H₂₅N₃O₈: C, 60.60; H, 5.09; N, 8.48, found: C, 60.60; H, 5.37; N 8.12.



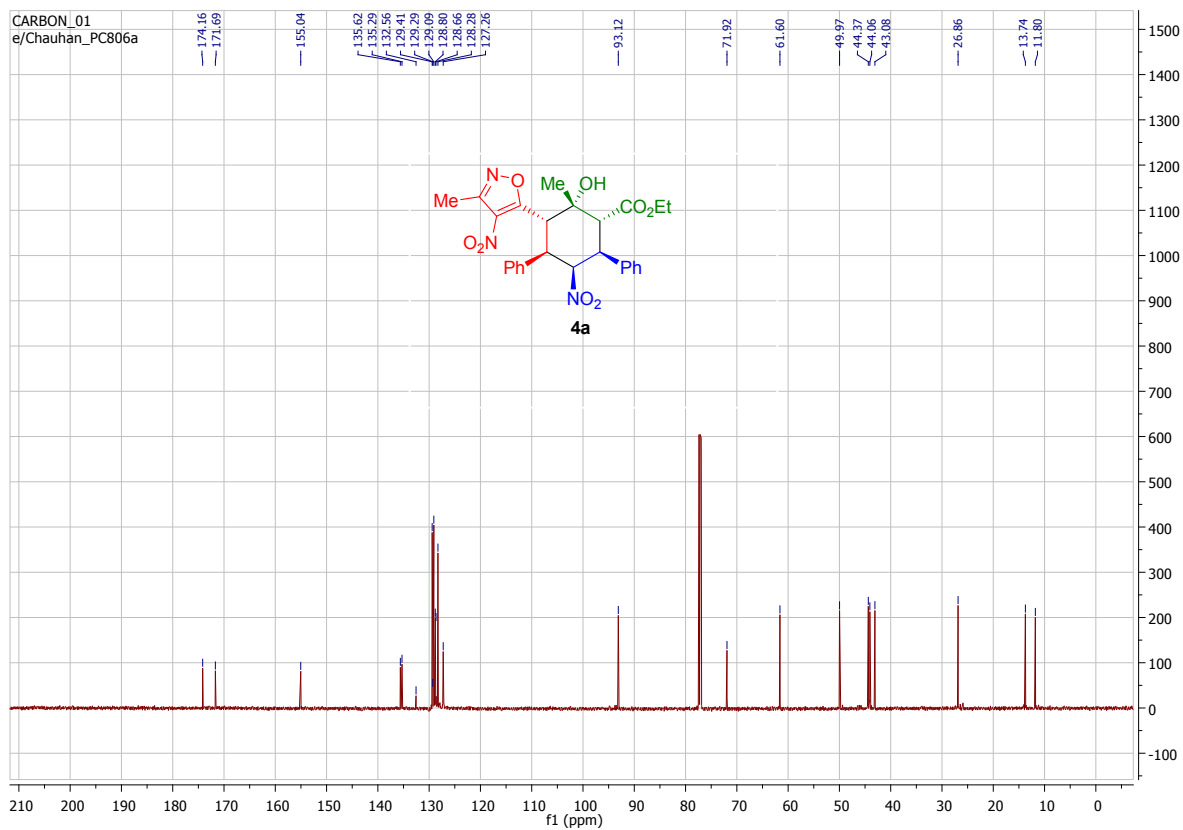
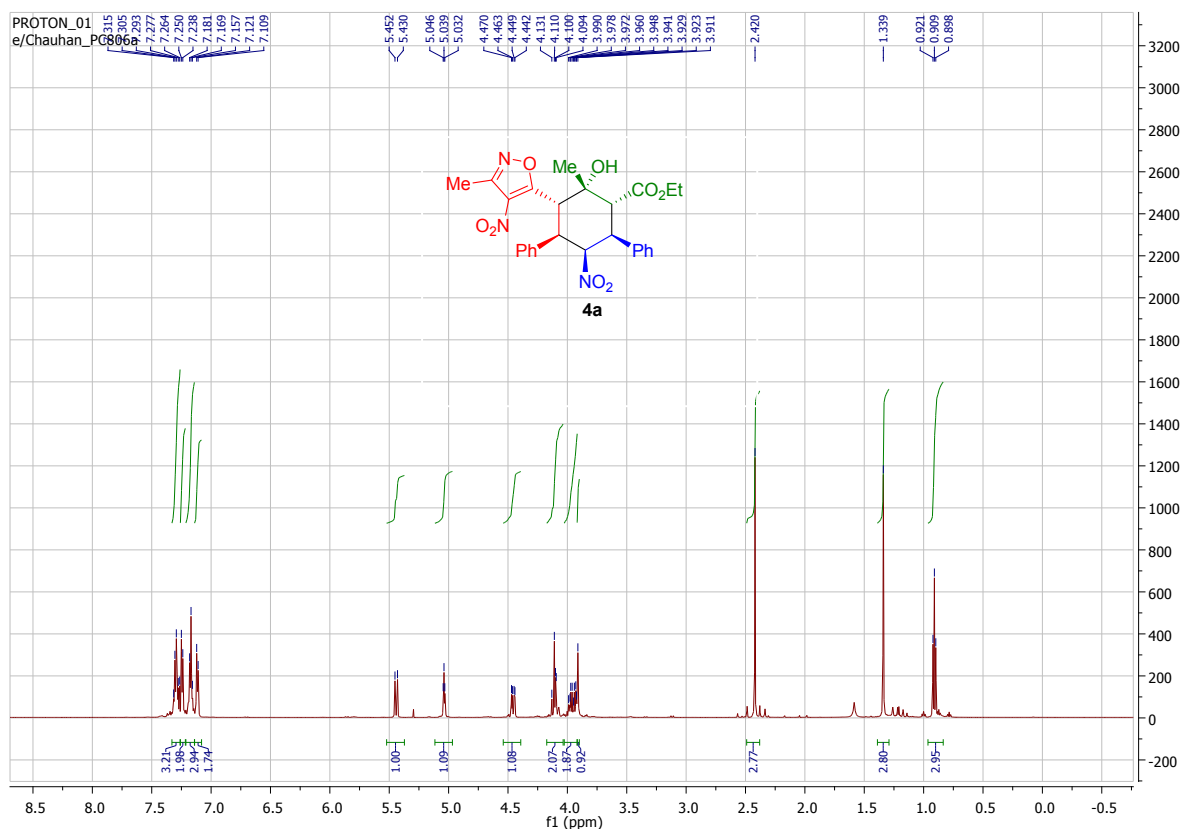
Compound **4a** was synthesized with catalyst **I** and isolated as a colorless solid (120 mg, 50%); Mp = 244-245 °C; $[\alpha]_D^{24} = +68.0$ (c = 0.5, CHCl₃); >20:1 dr; 96% ee (major diastereomer); HPLC (major diastereomer): t_R 12.77 min (major), 25.18 min (minor), 214

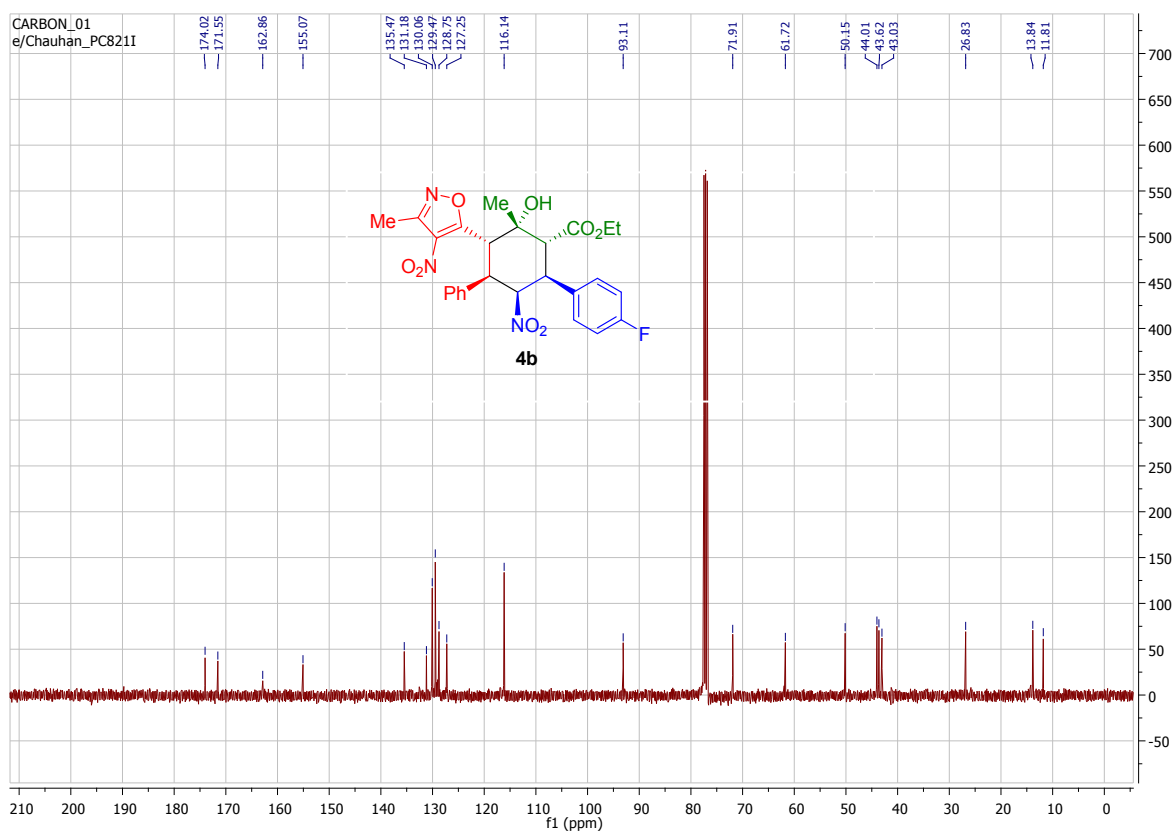
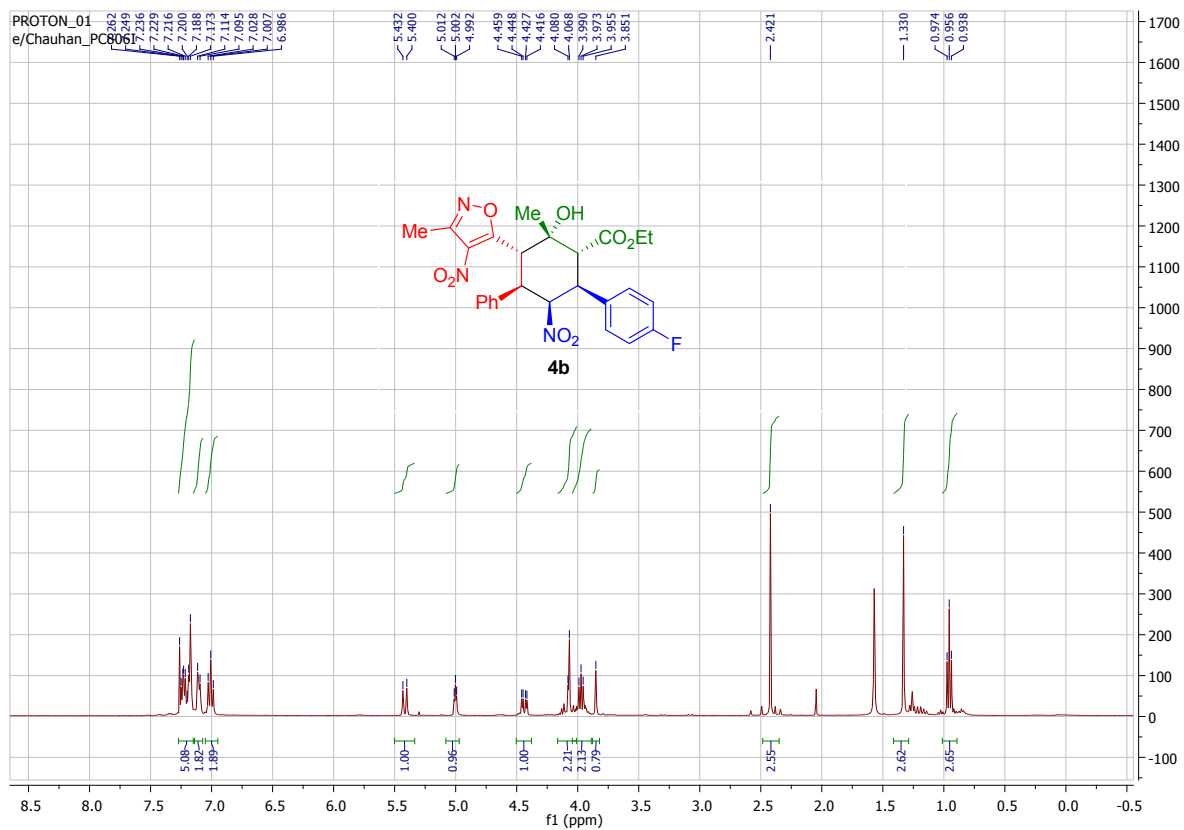
nm, *n*-heptane/EtOH, 97:3, 0.70 mL/min, Chiralpak IC column; IR (capillary): 3575, 3484, 2981, 2920, 2321, 2153, 2065, 1992, 1954, 1898, 1700, 1596, 1549, 1520, 1452, 1417, 1360, 1255, 1204, 1141, 1076, 1032, 996, 953, 894, 854, 828, 759, 700 cm⁻¹; ¹H NMR (400 MHz, CDCl₃, major diastereomer): δ = 7.33-7.29 (m, 3H, ArH), 7.23-7.16 (m, 5H, ArH), 7.12-7.09 (m, 2H, ArH), 5.46 (d, *J* = 12.8 Hz, 1H, CH), 5.00 (t, *J* = 4.5 Hz, 1H, CH), 4.44 (dd, *J* = 12.8, 4.5 Hz, 1H, CH), 4.38 (d, *J* = 12.6 Hz, 1H, CH), 4.03-4.00 (m, 2H, CH, OH), 2.42 (s, 3H, CH₃), 2.09 (s, 3H, CH₃), 1.31 (s, 3H, CH₃); ¹³C NMR (101 MHz, CDCl₃, major diastereomer): δ = 214.5, 171.7, 155.0, 135.6, 135.5, 132.7, 129.6, 129.4, 129.1, 128.7, 128.1, 127.2, 93.2, 72.6, 54.40, 44.7, 44.1, 43.4, 35.2, 26.9, 11.8 ppm; *m/z* 480 [M+1]⁺; HRMS Calcd for [C₂₅H₂₅N₃O₇+H]⁺: 480.1765, found: 480.1769.

Procedure for the gram-scale organocatalytic one-pot 1,4-1,6-/1,2-addition reaction:

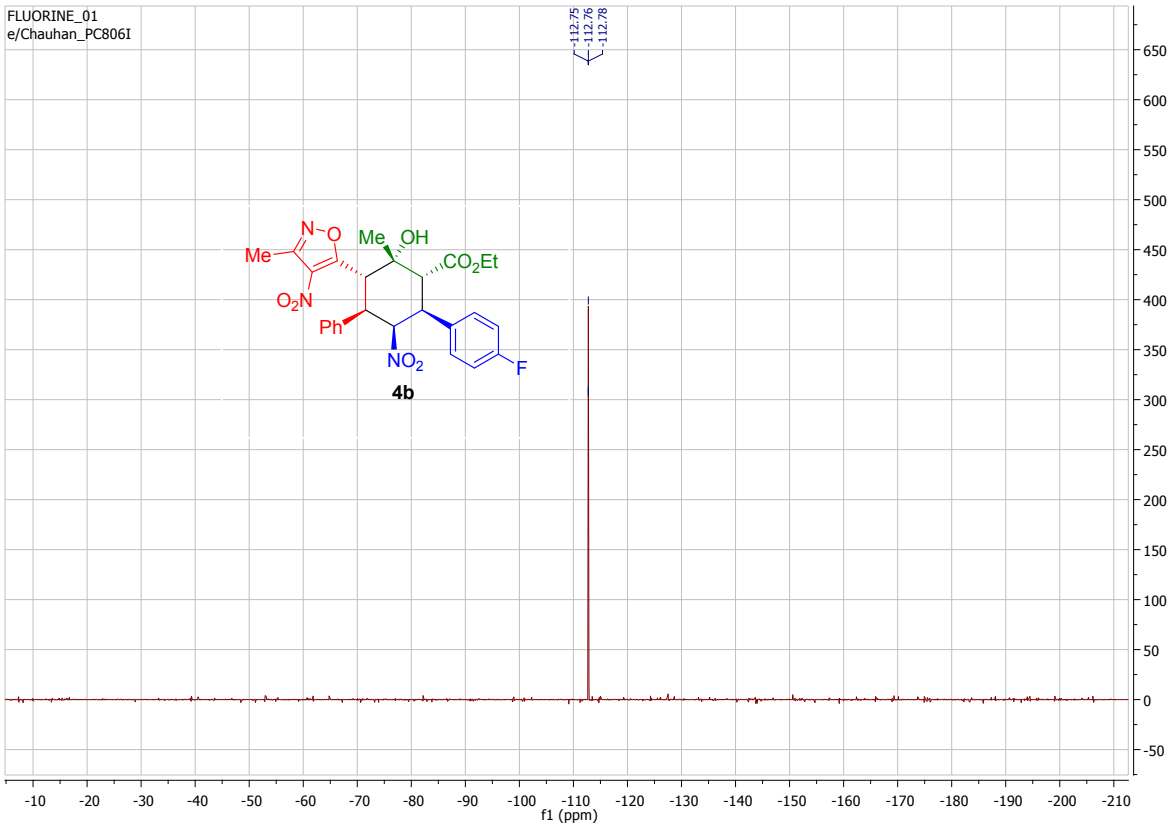
In a 100 mL round bottom flask equipped with a magnetic stirring bar, the nitroalkene **2a** (1.0 equiv., 8.0 mmol) and catalyst **I** (0.5 mol%) were dissolved in CH₂Cl₂ (10 mL) and stirred 5 minutes at room temperature followed by the addition of ethyl acetoacetate (1.0 equiv. 8.0 mmol). After stirring the reaction mixture at room temperature for 48 hours the 4-nitro-5-styrylisoxazole **3a** (2 equiv., 16 mmol) and DBU (30 mol%; 0.1 M in CH₂Cl₂) were added subsequently and stirred for another 48 hours at room temperature. The crude product was directly purified by flash column chromatography (first *n*-hexane/EtOAc = 9:1, then *n*-hexane/EtOAc = 4:1) to afford 2.34 g (57% yield) of the polysubstituted cyclohexane **4a**.

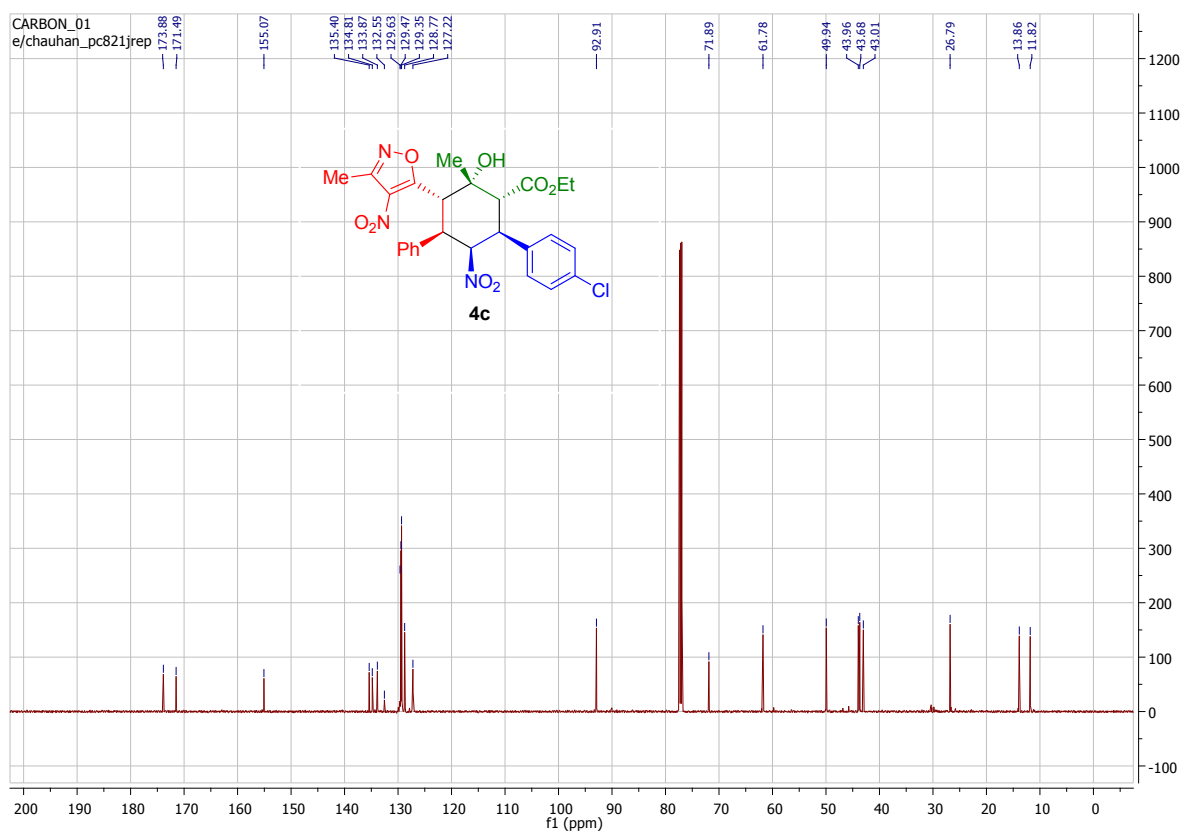
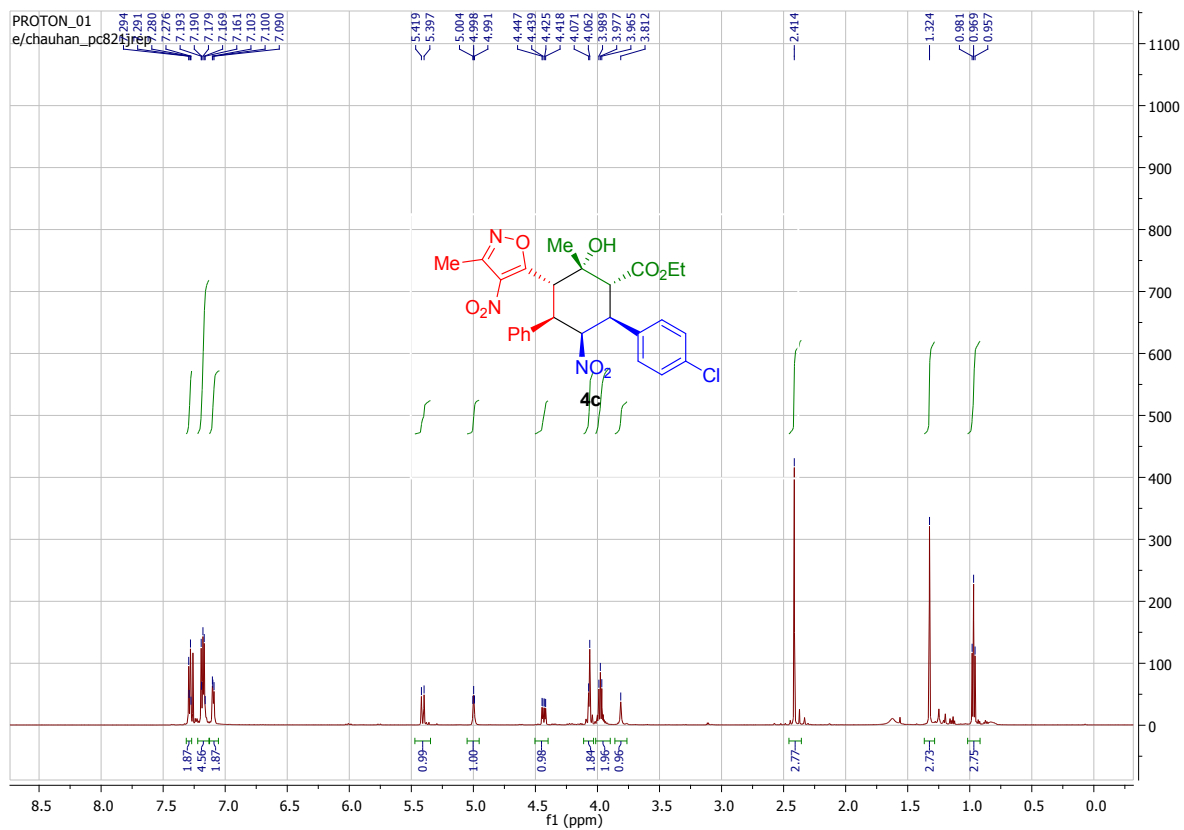
NMR Spectra:

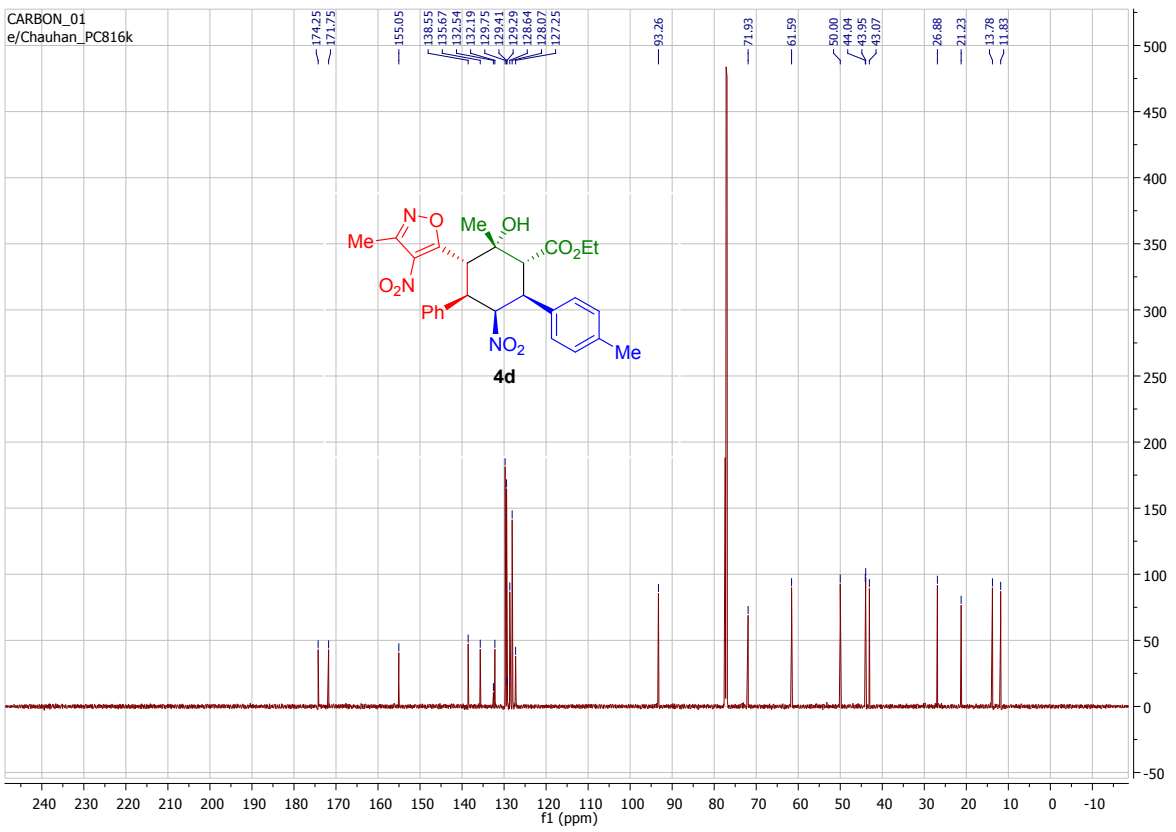
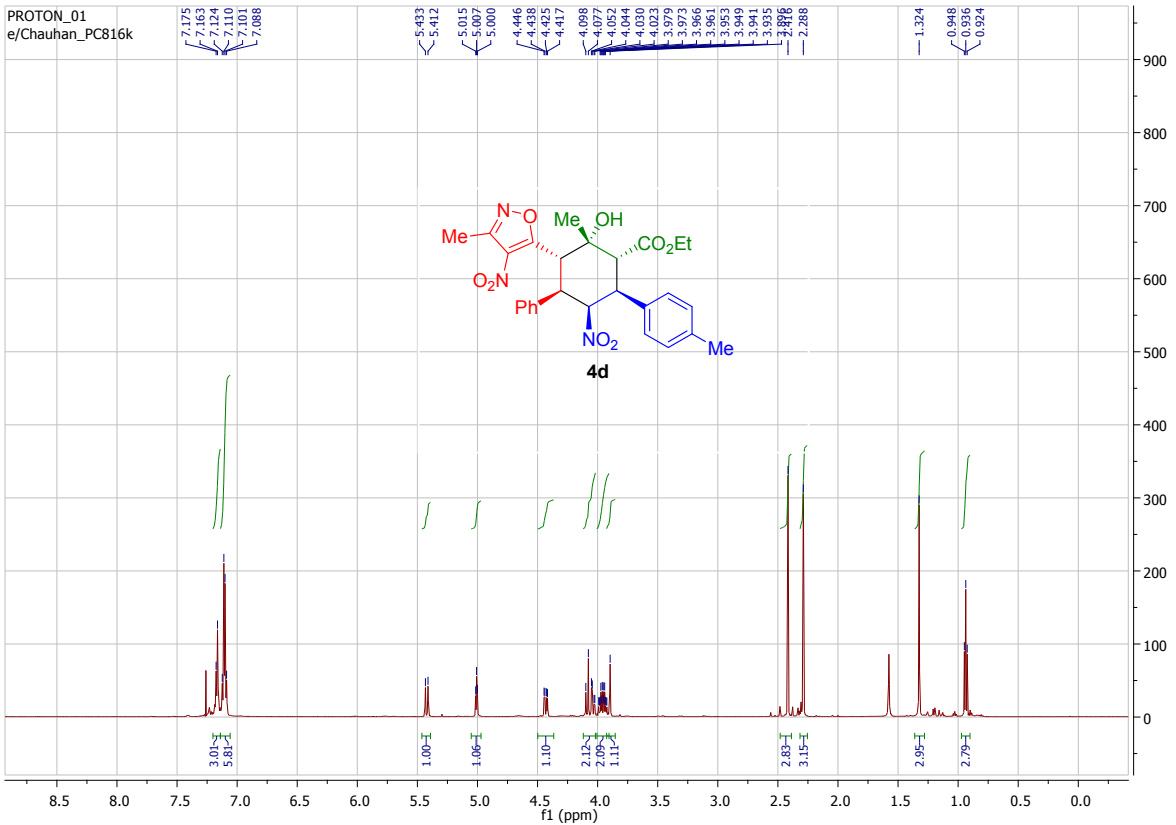


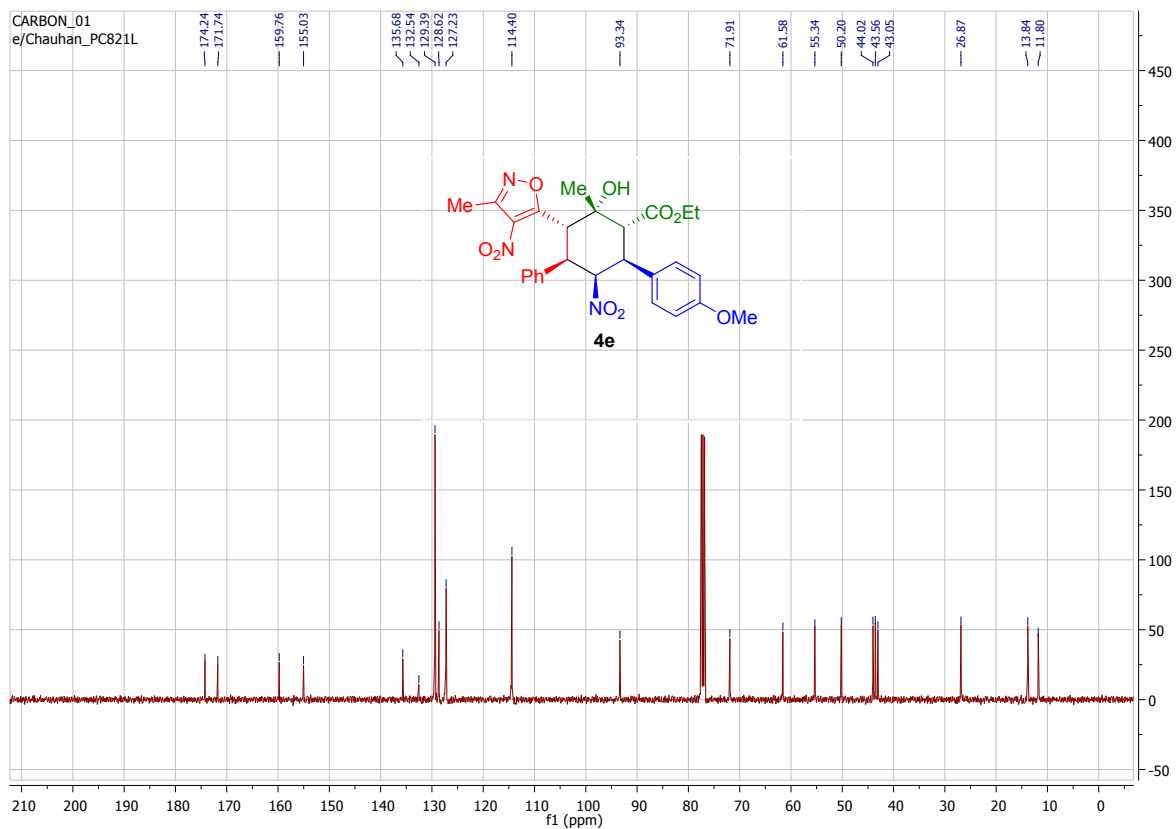
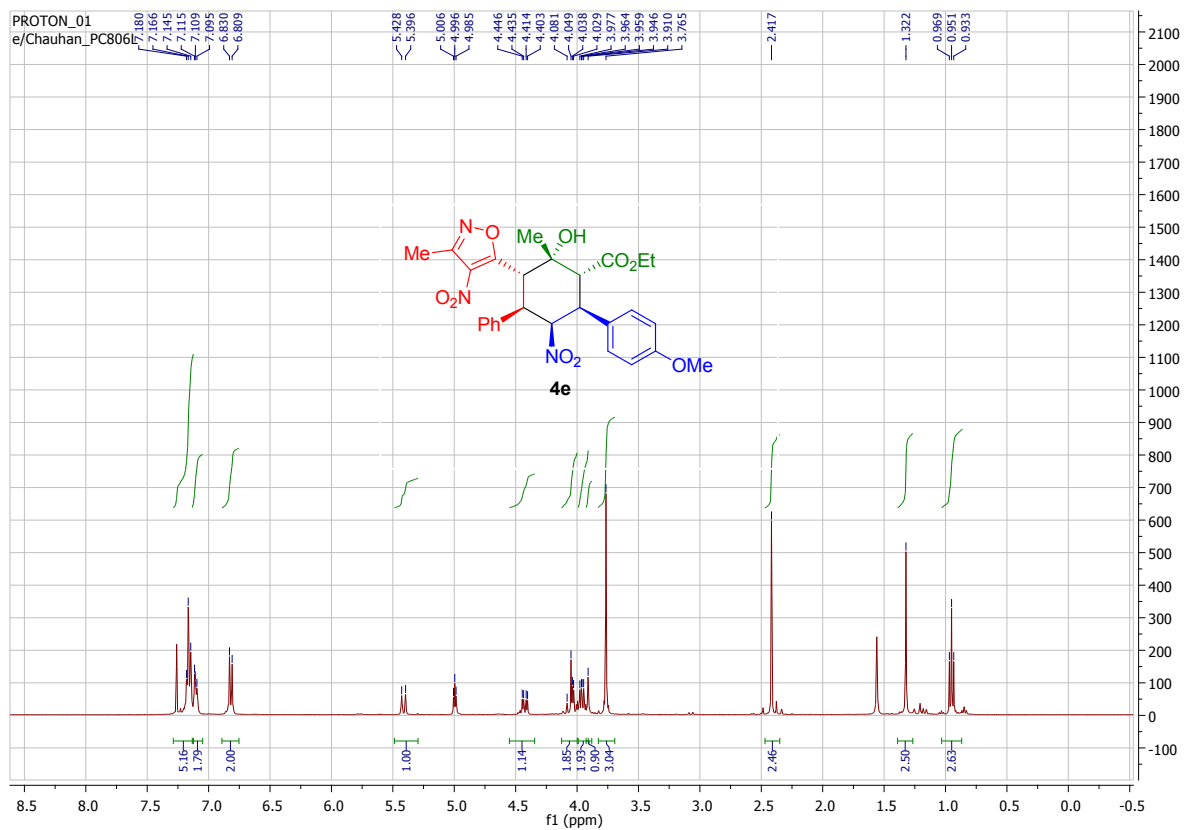


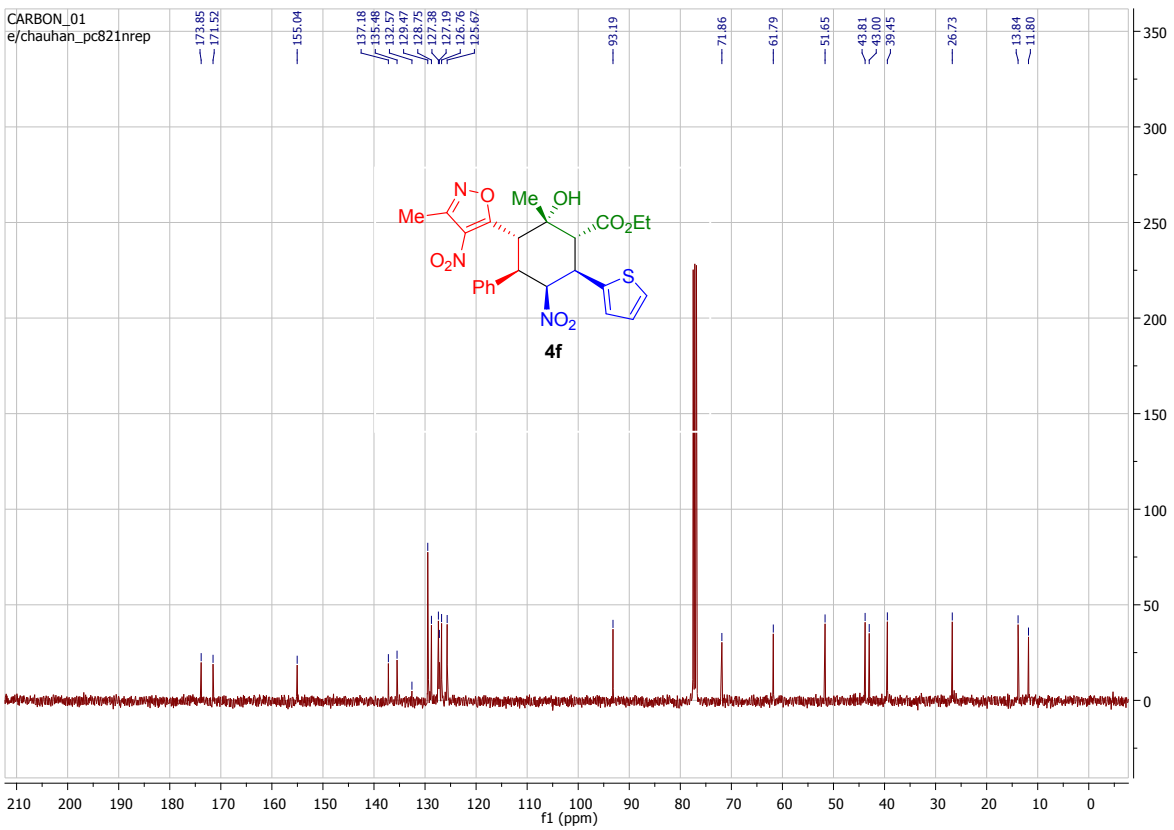
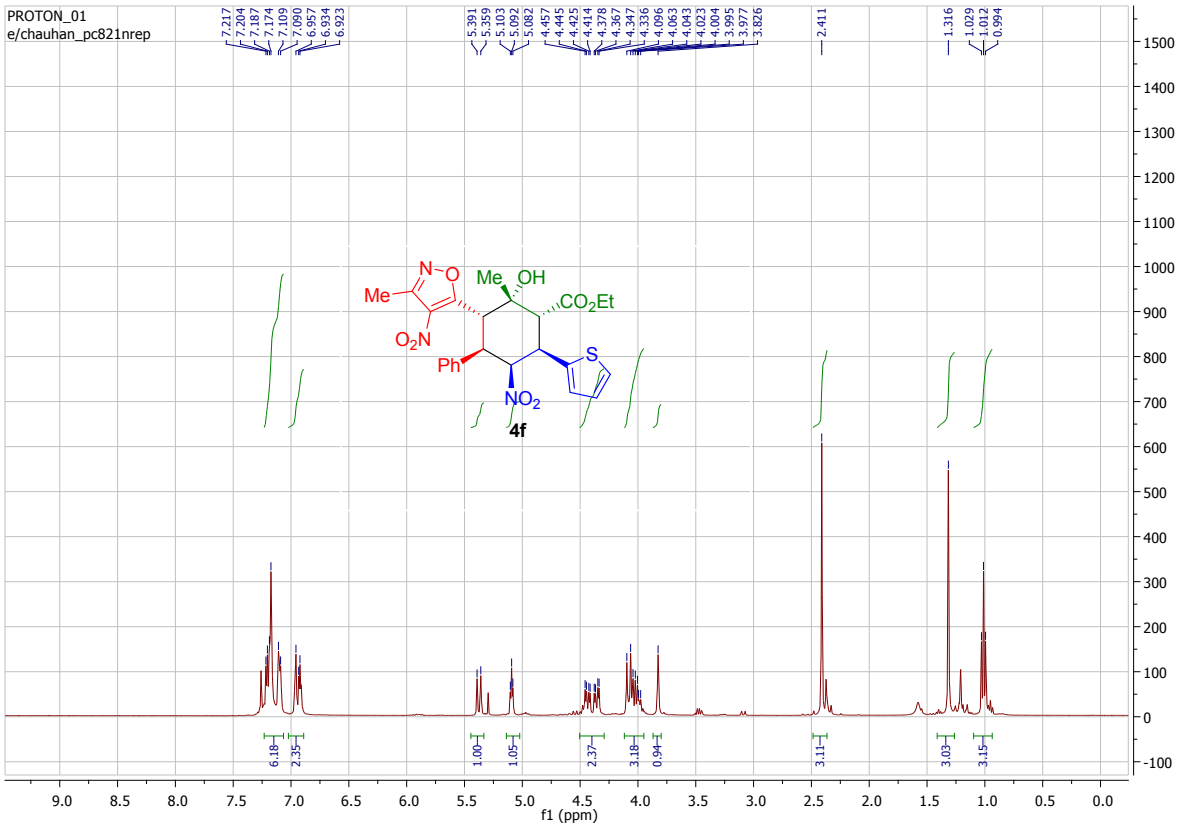
FLUORINE_01
e/Chauhan_PC8061

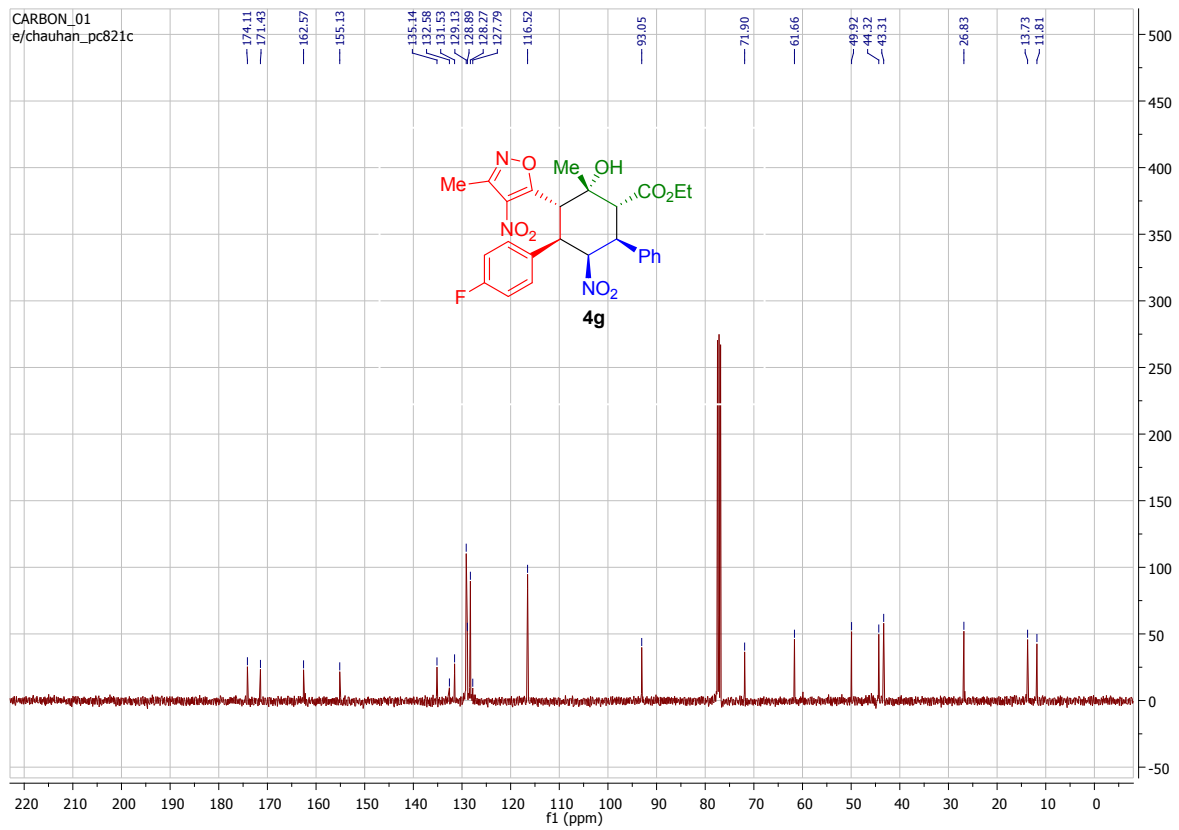
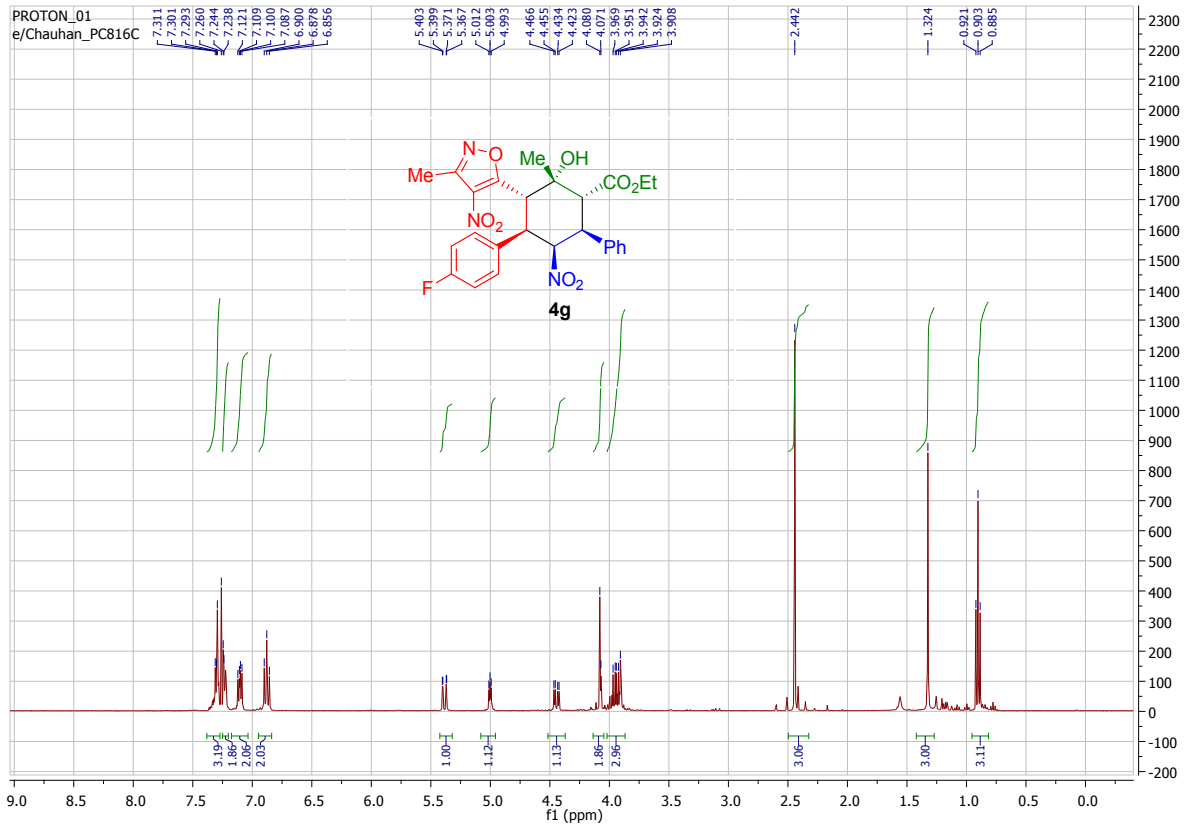




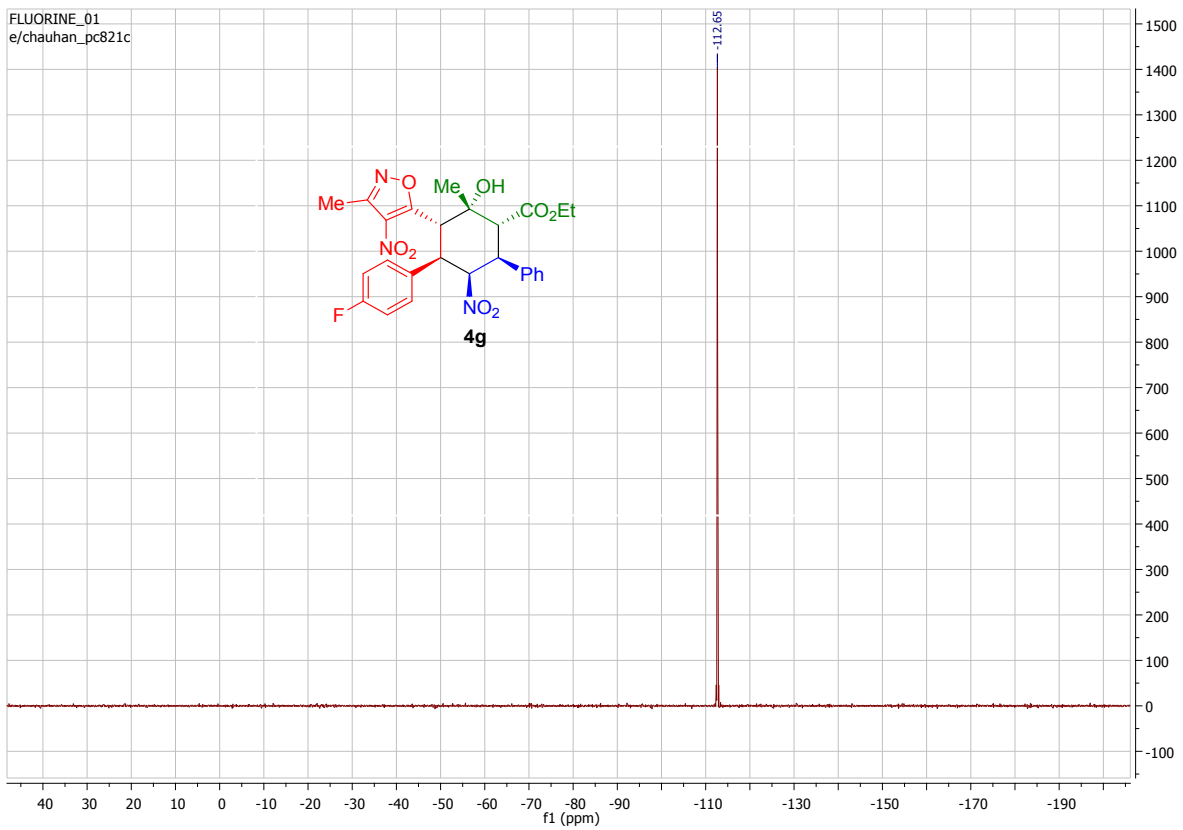


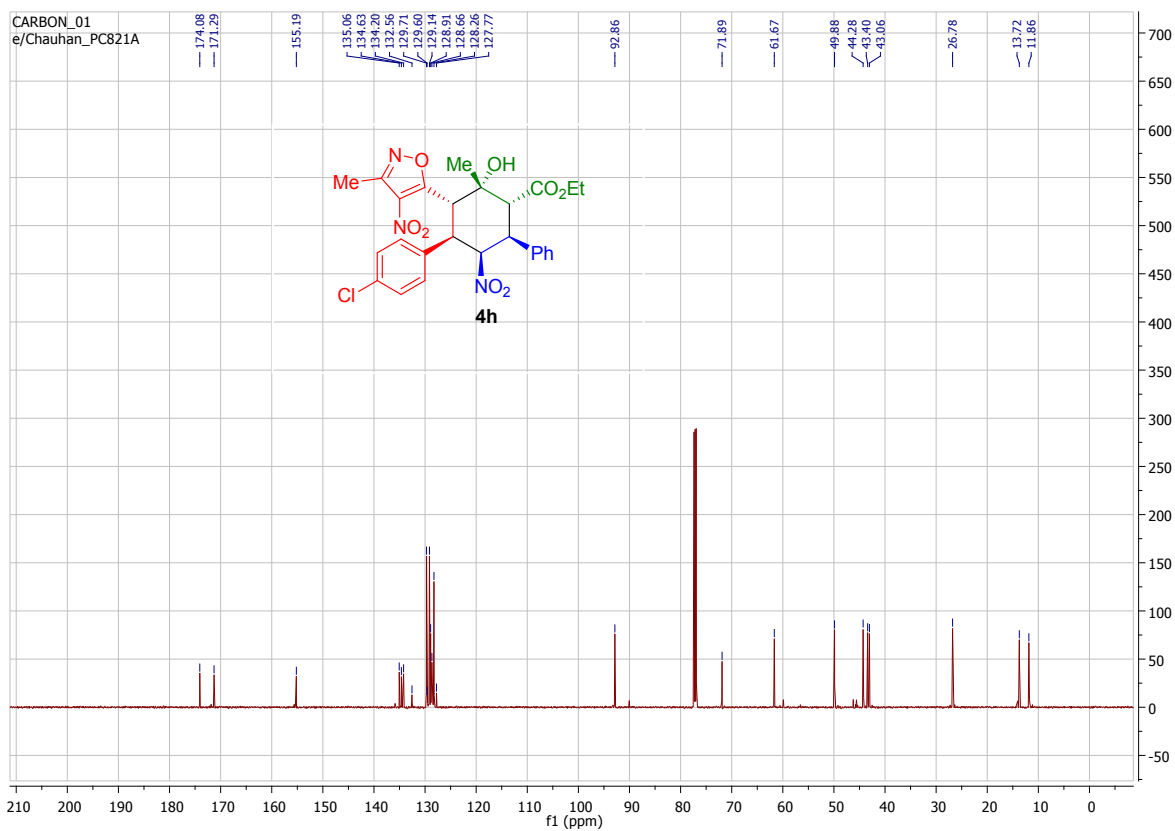
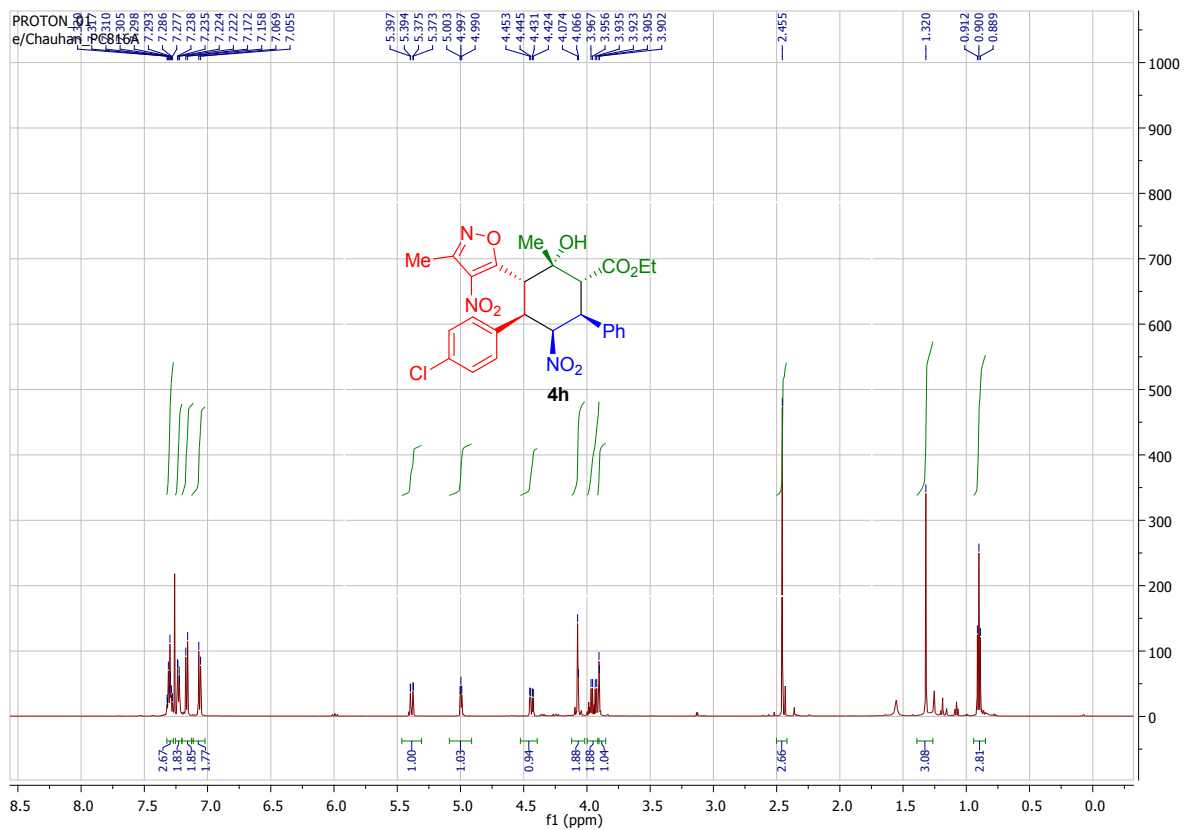


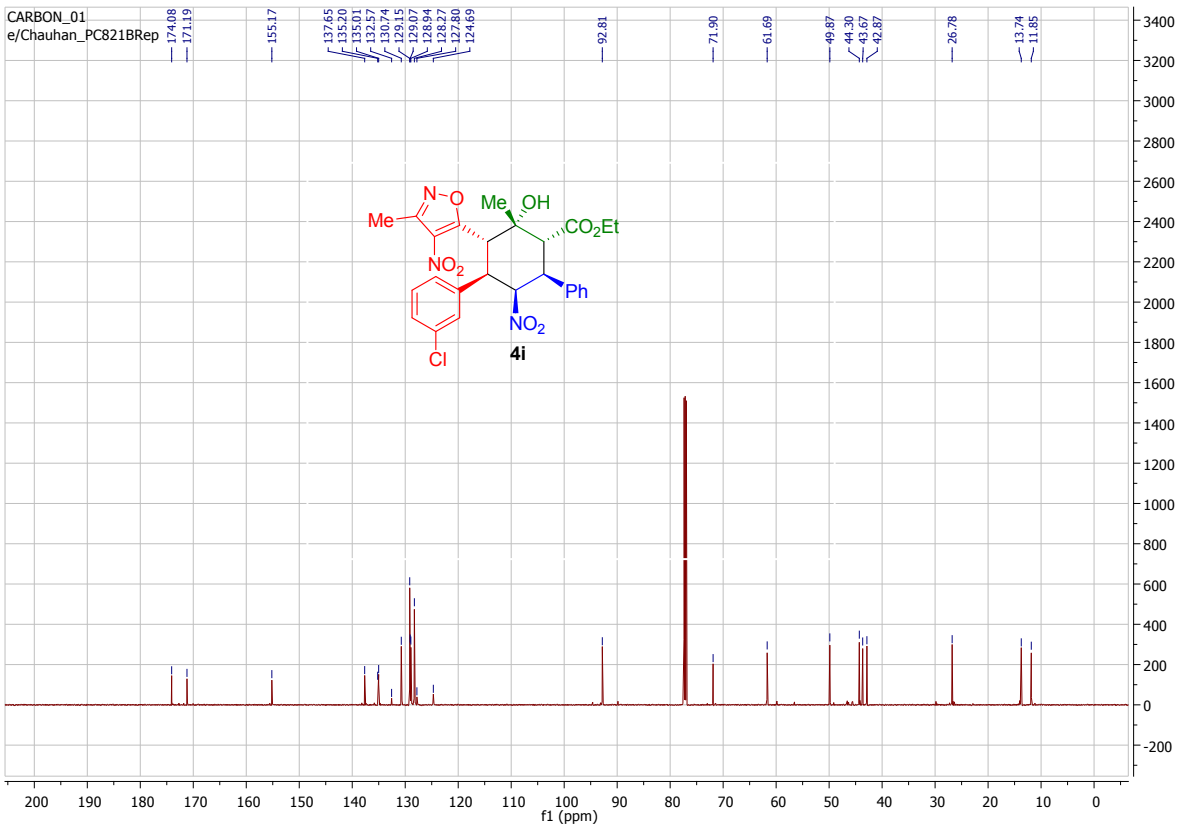
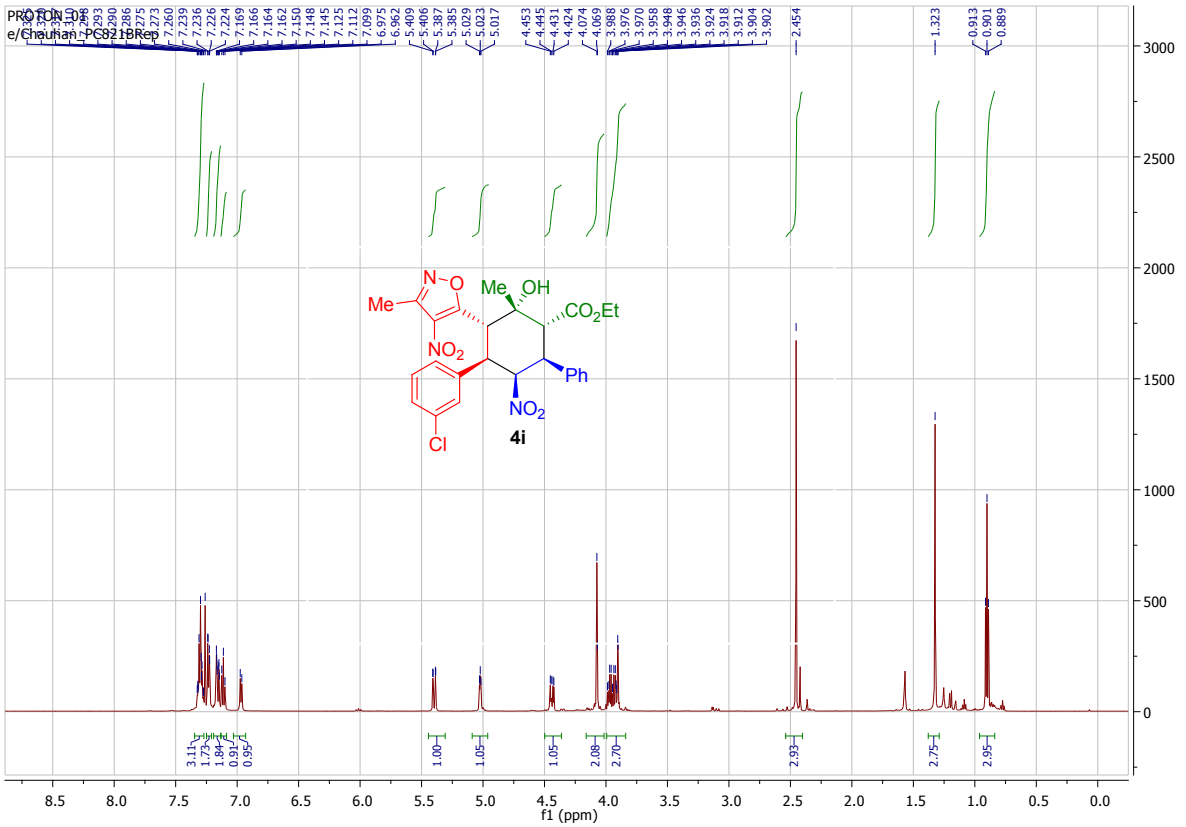


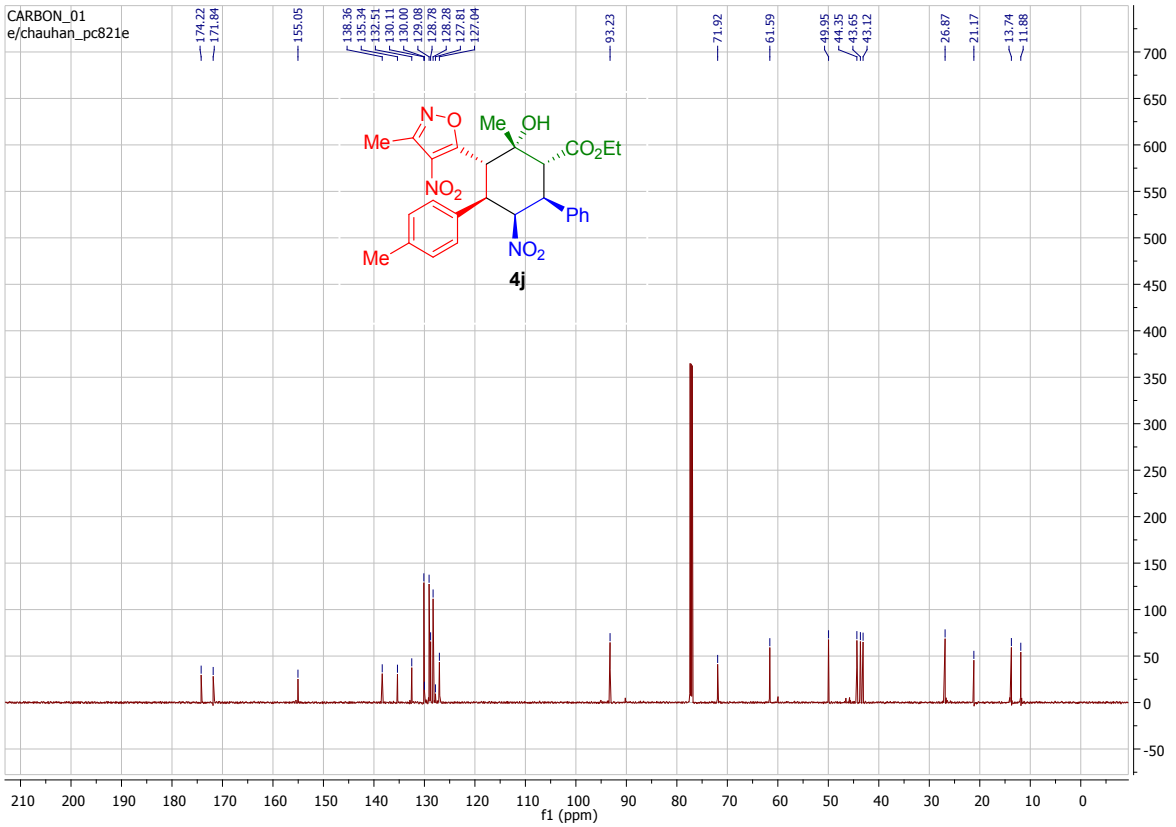
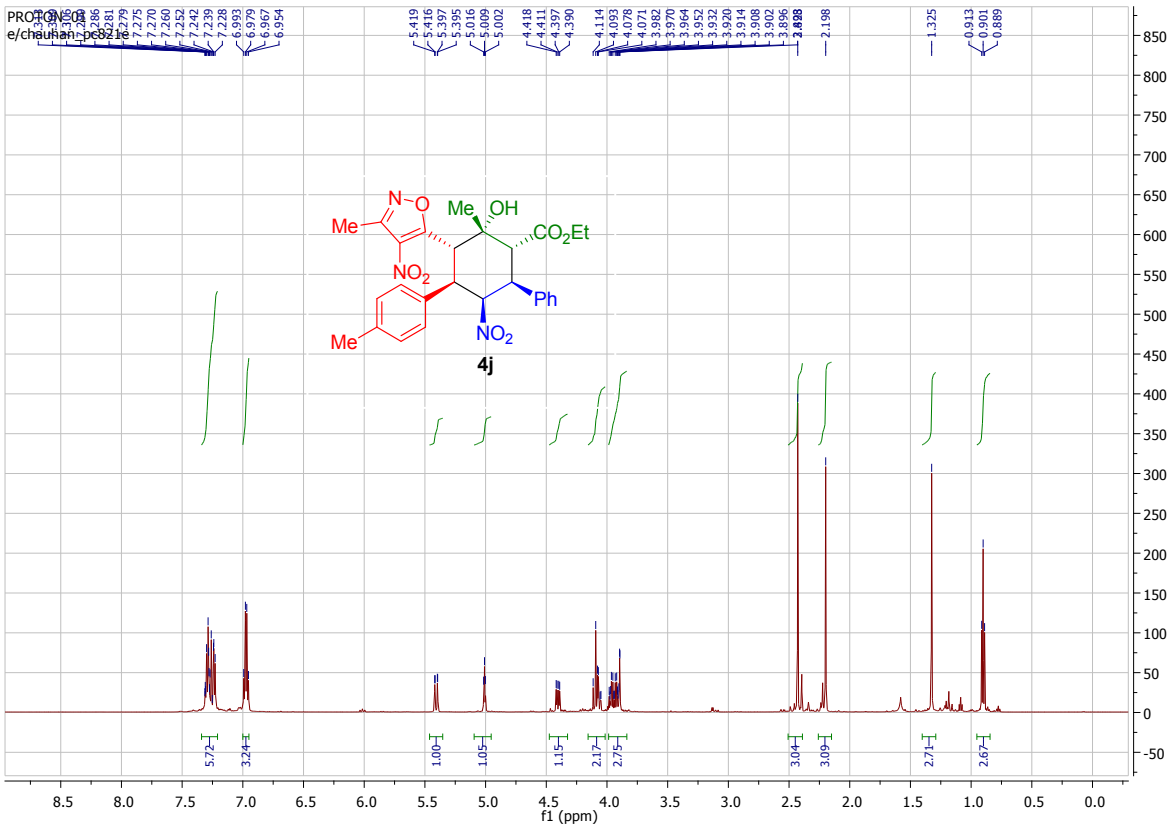


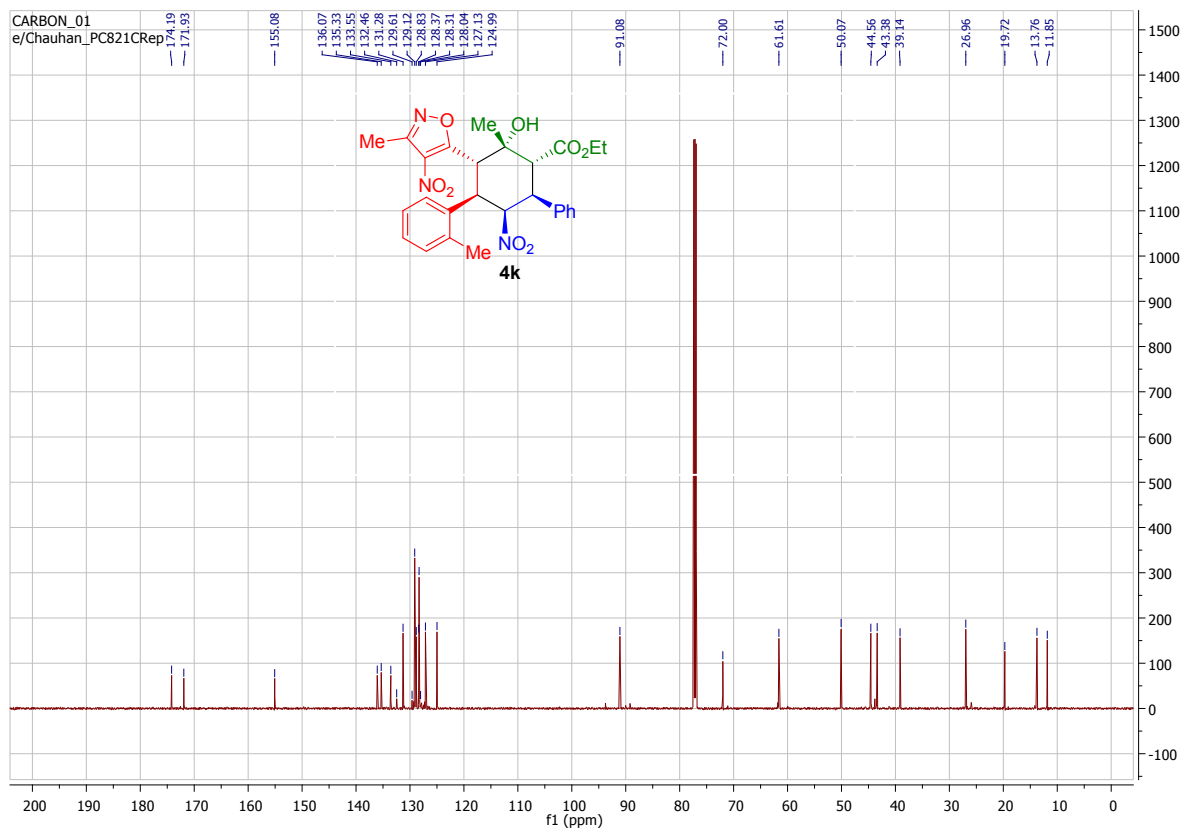
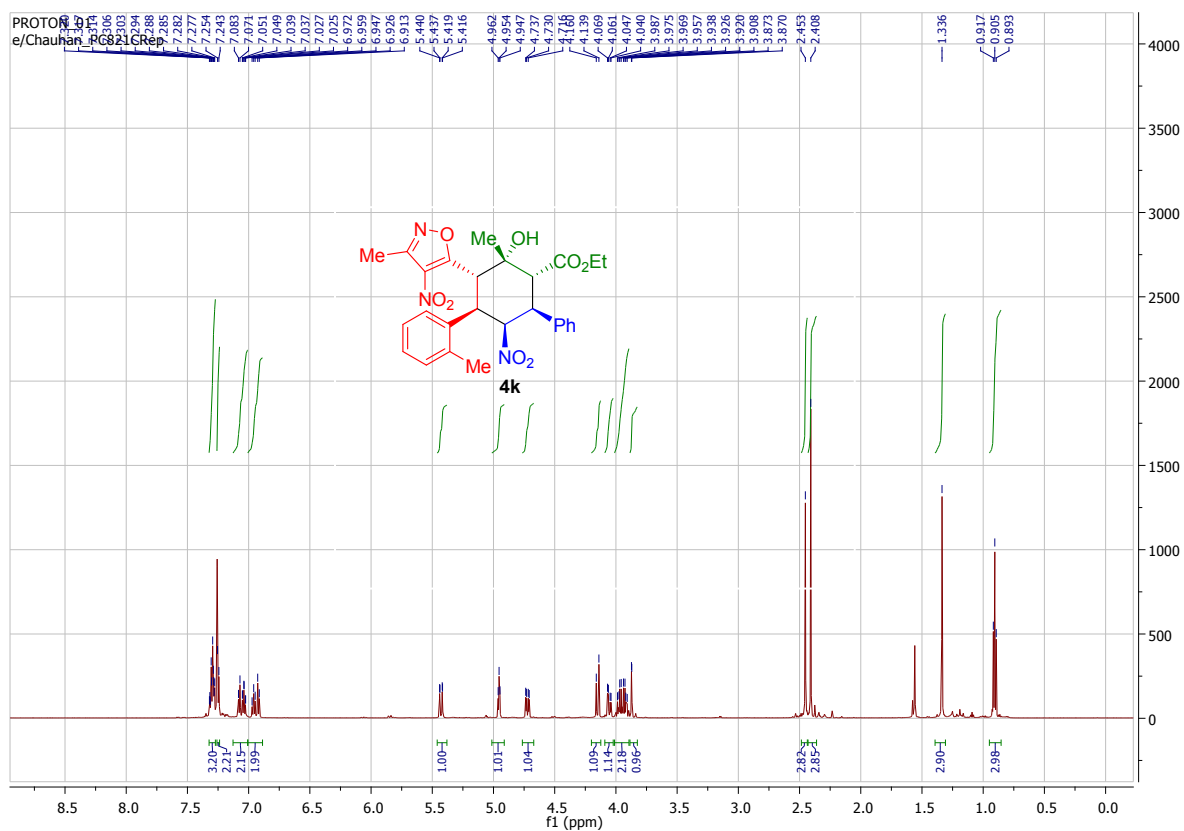
FLUORINE_01
e/chauhan_pc821c

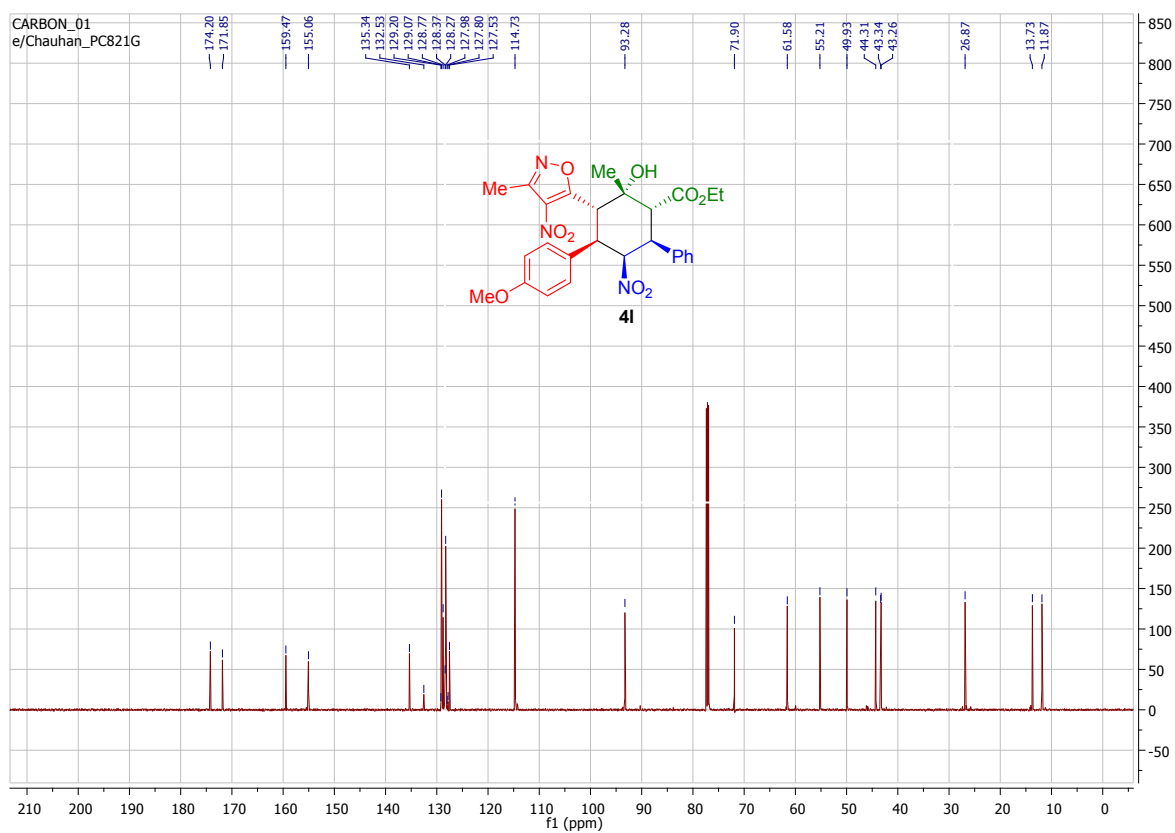
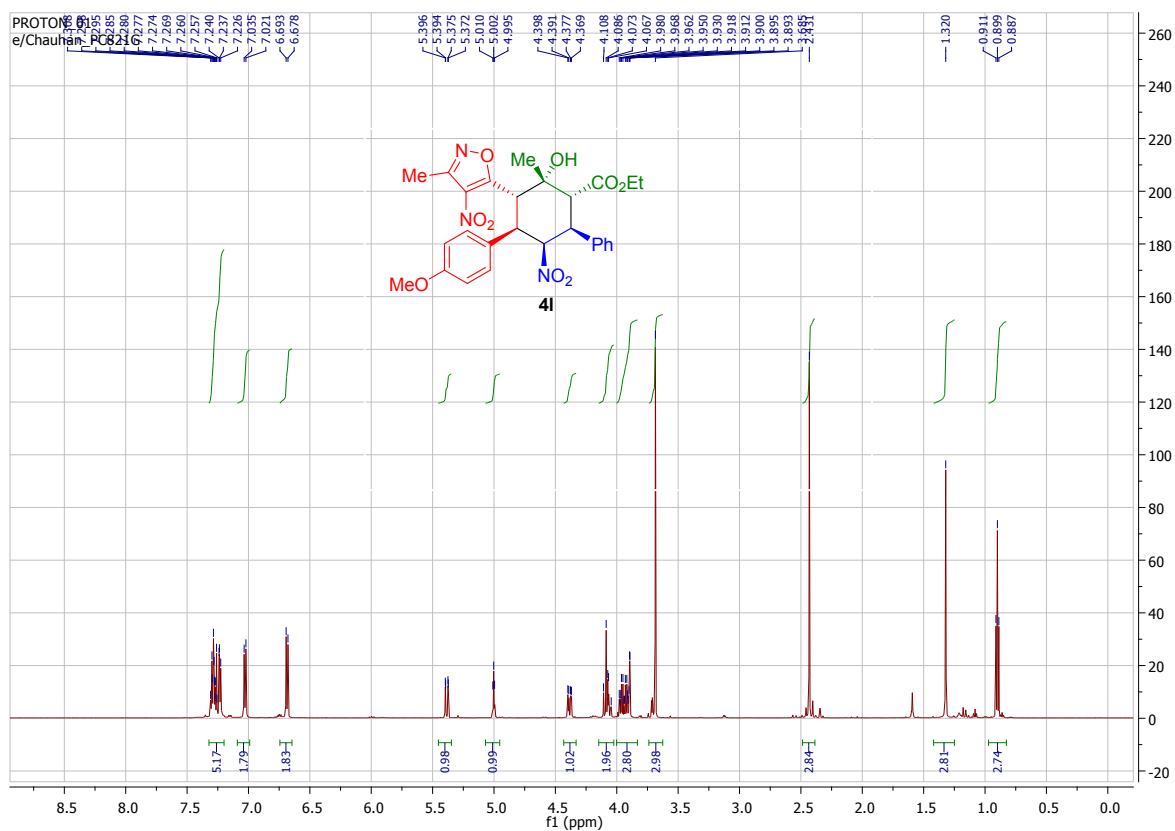


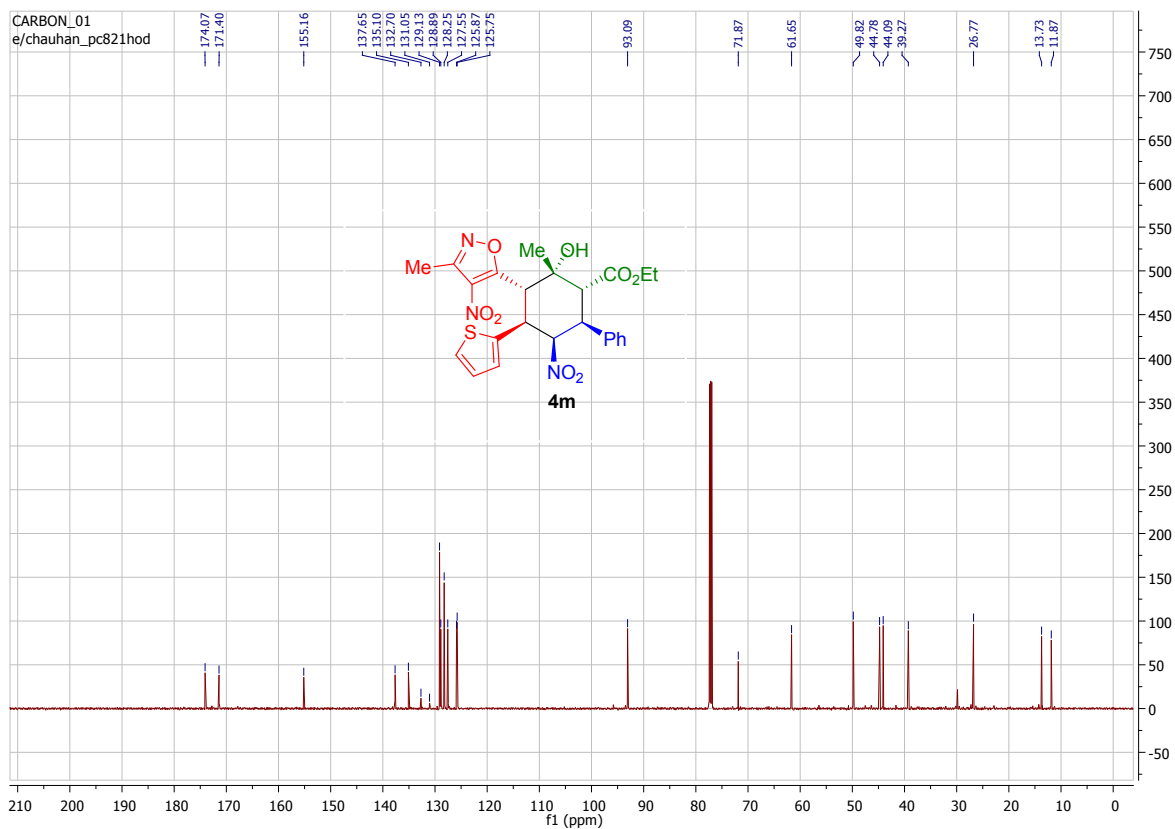
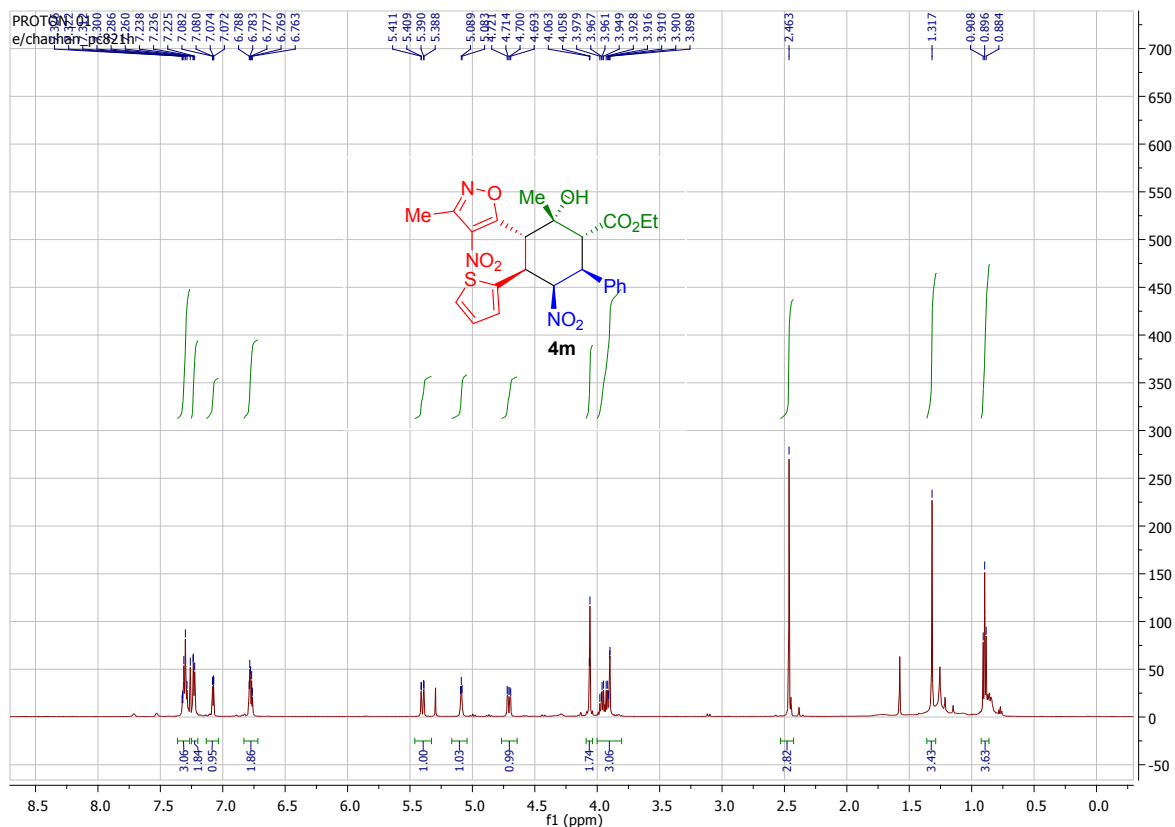


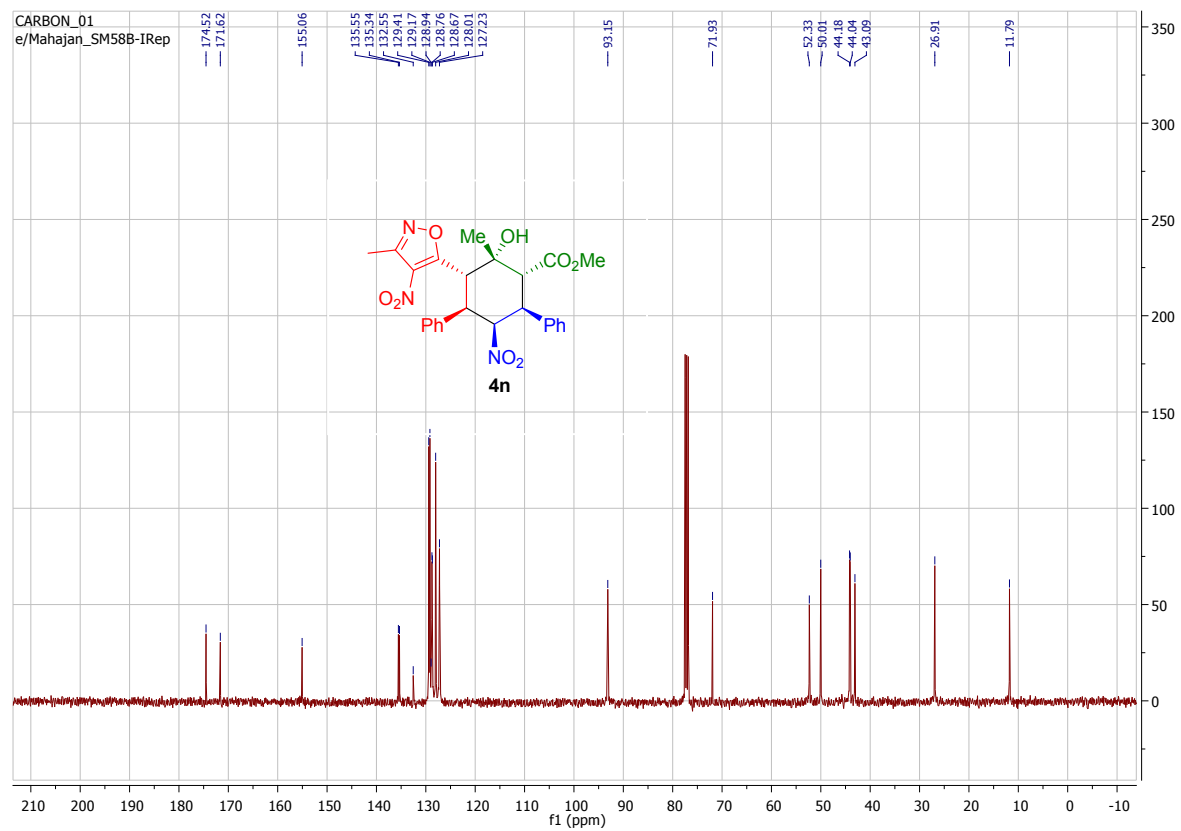
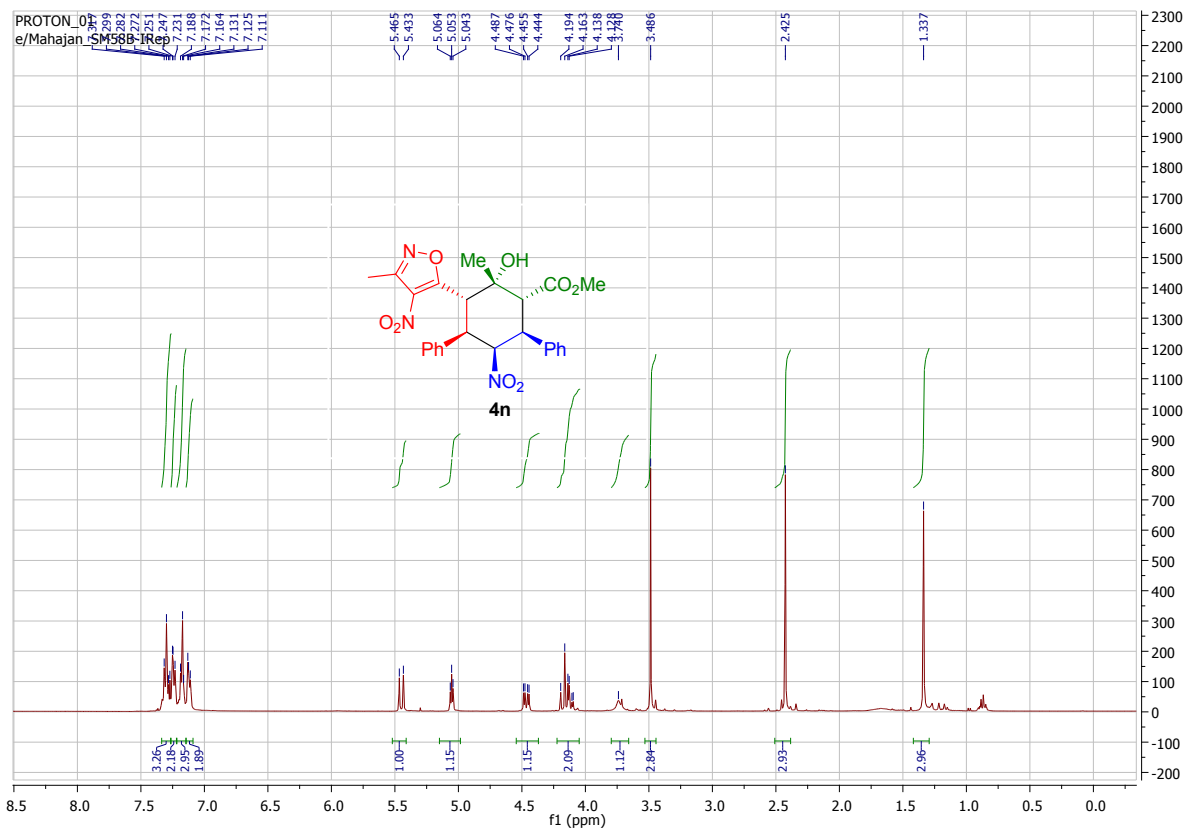


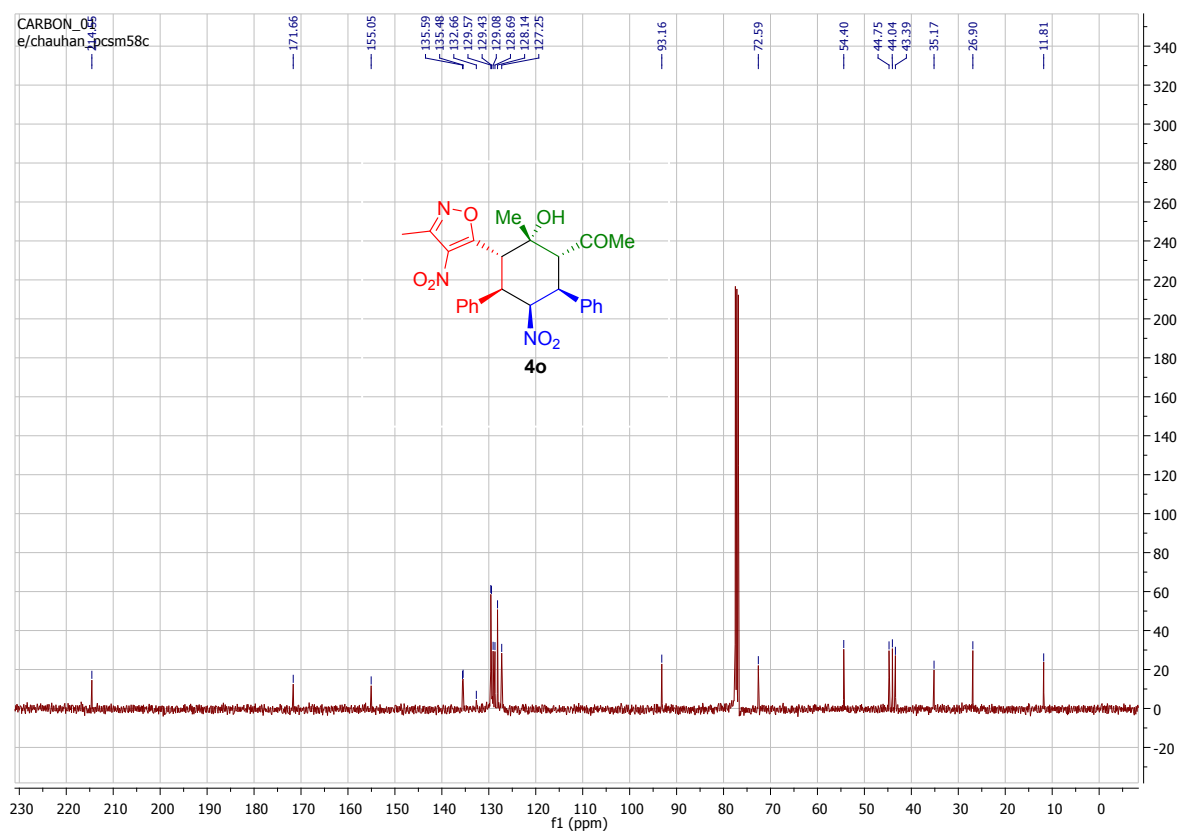
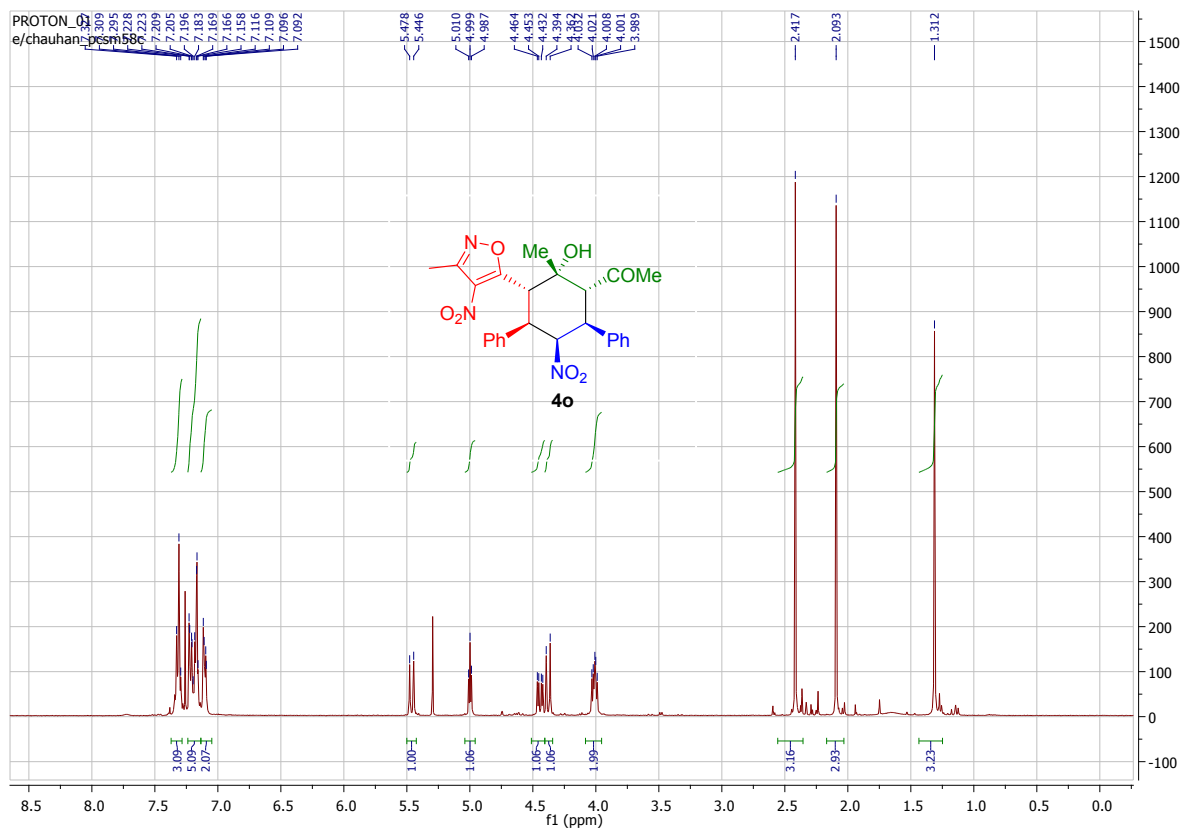












HPLC Data

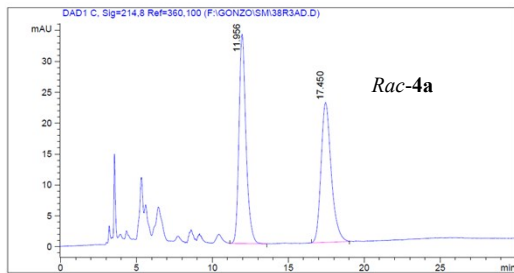
Sample Name: SM 38 rac
 Data file: F:\GONZO\SM38R3AD.D
 Sample Info: Laufmittel: n-Heptan/iPrOH 7:3;
 Die Probe ist in EtOH/LM gelöst.



Säule: DAICELAD.M
 Säuleninfo: Chiralpak AD (250x4,6)mm
 Operator: Analytik Labor AKEN

Injektion Time: 08:35:36
 Injektion Date: 13.12.2013

Instrument Conditions: At Start At Stop
 Temperature in °C: 30.0°C 30.0°C
 Pressure in bar: 36.1 37.1
 Flow in ml/min: 1.00 1.00



#	Ret. Time (min)	Width	Height (mAU)	Area (mAU*s)	Area %	
1	11.96	0.49	33.89	1088.11	50.68	
2	17.45	0.71	22.65	1058.89	49.32	
Total					2147.00	100.00

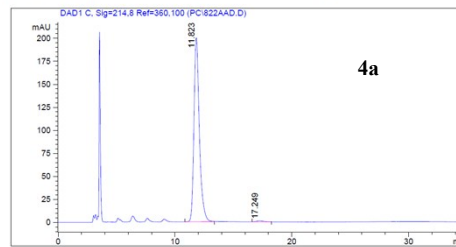
Sample Name: PC 822 A
 Data file: D:\GONZO\PC822AAD.D
 Sample Info: Laufmittel: n-Heptan/iPrOH 7:3;
 Die Probe ist in LM/DCM gelöst.



Säule: DAICELAD.M
 Säuleninfo: Chiralpak AD (250x4,6)mm
 Operator: Analytik Labor AKEN

Injektion Time: 12:21:04
 Injektion Date: 20.11.2014

Instrument Conditions: At Start At Stop
 Temperature in °C: 30.0°C 30.0°C
 Pressure in bar: 34.5 34.9
 Flow in ml/min: 1.00 1.00



#	Ret. Time (min)	Width	Height (mAU)	Area (mAU*s)	Area %	
1	11.82	0.48	199.82	6413.34	99.28	
2	17.25	0.52	1.08	46.32	0.72	
Total					6459.67	100.00

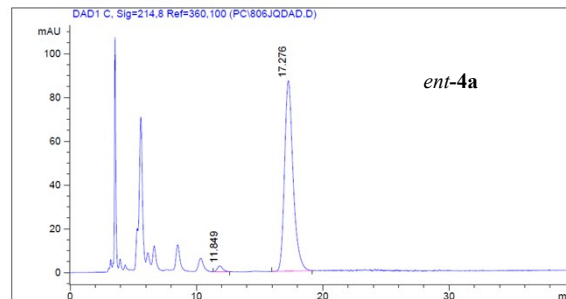
Sample Name: PC 806 J (qd)
 Data file: D:\GONZO\PC806JQDAD.D
 Sample Info: Laufmittel: n-Heptan/iPrOH 7:3;
 Die Probe ist in DCM/LM gelöst.



Säule: DAICELAD.M
 Säuleninfo: Chiralpak AD (250x4,6)mm
 Operator: Analytik Labor AKEN

Injektion Time: 13:51:58
 Injektion Date: 24.11.2014

Instrument Conditions: At Start At Stop
 Temperature in °C: 30.0°C 30.0°C
 Pressure in bar: 34.4 34.5
 Flow in ml/min: 1.00 1.00

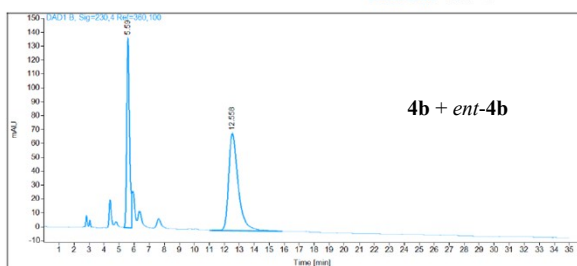


#	Ret. Time (min)	Width	Height (mAU)	Area (mAU*s)	Area %	
1	11.85	0.45	2.67	80.56	1.92	
2	17.28	0.71	87.04	4105.44	98.08	
Total					4186.00	100.00

Sample name: PC 816 +821 I
Data file: C:\SNOOPY\PC\813682\IIC.D
Description: Laufmittel: n-Heptan/iPrOH 9:1;
 Probe ist in LM/DCM gelöst
Injection date: 11/11/2014 8:34:53 AM
Acq. Analysis method: CHIRALPAKIC1-6LNP.M

Column: Chiralpak IC, (150 x 4.6) mm, 5µ, SN: IC00CD-QF015

Pressure at start: 25 bar **Start flow:** 0.700 ml/min **Column oven:** 22.67 °C

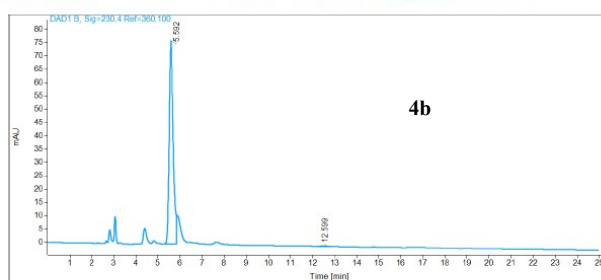


Name	PC 816 +821 I	RT [min]	Type	Area%	Area	Height	Width [min]
		5.59	BV	36.77	1807.43	136.54	0.20
		12.56	BB	63.23	3107.61	69.80	0.67
		Sum		100.00	4915.04		

Sample name: PC 821 IA
Data file: C:\SNOOPY\PC\821\IAIC.D
Description: Laufmittel: n-Heptan/iPrOH 8:1;
 Probe ist in LM/DCM gelöst
Injection date: 11/24/2014 11:05:10 AM
Acq. Analysis method: CHIRALPAKIC1-6LNP.M

Column: Chiralpak IC, (150 x 4.6) mm, 5µ, SN: IC00CD-QF015

Pressure at start: 27 bar **Start flow:** 0.700 ml/min **Column oven:** 23 °C

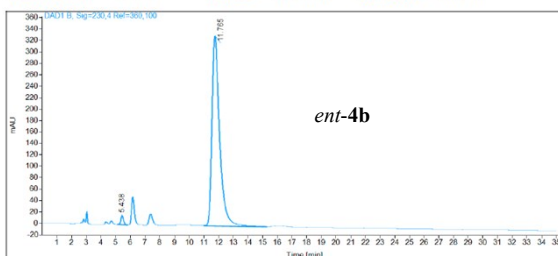


Name	PC 821 IA	RT [min]	Type	Area%	Area	Height	Width [min]
		5.59	MF	99.84	1000.98	78.31	0.22
		12.60	MM	0.36	3.63	0.15	0.40
		Sum		100.00	1004.60		

Sample name: PC 816 I
Data file: C:\SNOOPY\PC\816\IIC.D
Description: Laufmittel: n-Heptan/iPrOH 9:1;
 Probe ist in LM/DCM gelöst
Injection date: 11/10/2014 4:06:17 PM
Acq. Analysis method: CHIRALPAKIC1-6LNP.M

Column: Chiralpak IC, (150 x 4.6) mm, 5µ, SN: IC00CD-QF015

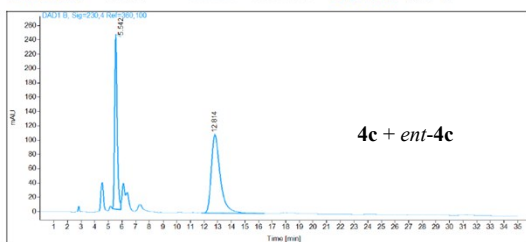
Pressure at start: 24 bar **Start flow:** 0.700 ml/min **Column oven:** 27.5 °C



Name	PC 816 I	RT [min]	Type	Area%	Area	Height	Width [min]
		5.44	BB	1.58	192.14	15.80	0.18
		11.76	VB	98.42	11956.05	332.14	0.54
		Sum		100.00	12148.19		

Sample name: PC 816 + 821 J
 Data file: C:\SNOOPY\PC\816821\JIC.D
 Description: Laufmittel: n-Heptan/iPrOH 9:1; Probe ist in LMDCM gelöst.
 Injection date: 11/11/2014 9:11:01 AM
 Acq. Analysis method: CHIRALPAKIC1-6LNP.M
 Column: Chiralpak IC, (150 x 4.6) mm, 5µ, SN: IC00CD-QF015

Pressure at start: 25 bar Start flow: 0.700 ml/min Column oven: 22.83 °C

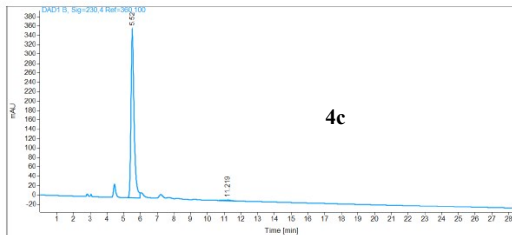


Name	PC 816 + 821 J
RT [min]	Type
5.54	BV
12.81	BB
Sum	

Area%	Area	Height	Width [min]
39.51	3255.37	244.27	0.20
60.49	4963.30	108.86	0.69
100.00	8238.67		

Sample name: PC 821 J rep
 Data file: C:\SNOOPY\PC\PC 821 J REP IC.D
 Description: Laufmittel: n-Heptan/iPrOH 9:1 Die Probe ist DCMLM gelöst.
 Injection date: 11/17/2014 11:45:20 AM
 Acq. Analysis method: CHIRALPAKIC1-6LNP.M
 Column: Chiralpak IC, (150 x 4.6) mm, 5µ, SN: IC00CD-QF015

Pressure at start: 25 bar Start flow: 0.700 ml/min Column oven: 22.85 °C

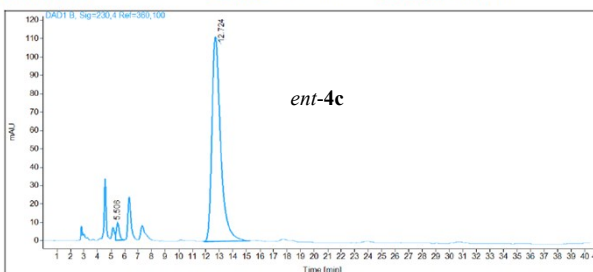


Name: PC 821 J rep

RT [min]	Type	Area%	Area	Height	Width [min]
5.52	BV	99.13	4941.44	360.37	0.21
11.22	BBA	0.87	43.35	1.53	0.39
Sum		100.00	4984.79		

Sample name: PC 816 J
 Data file: C:\SNOOPY\PC\PC 816 J IC.D
 Description: Laufmittel: n-Heptan/iPrOH 9:1 Die Probe ist DCMLM gelöst.
 Injection date: 11/11/2014 1:00:13 PM
 Acq. Analysis method: CHIRALPAKIC1-6LNP.M
 Column: Chiralpak IC, (150 x 4.6) mm, 5µ, SN: IC00CD-QF015

Pressure at start: 25 bar Start flow: 0.700 ml/min Column oven: 23.24 °C



Name: PC 816 J

RT [min]	Type	Area%	Area	Height	Width [min]
5.51	BV	2.71	138.50	9.24	0.22
12.72	BB	97.29	4966.67	111.29	0.67
Sum		100.00	5107.17		

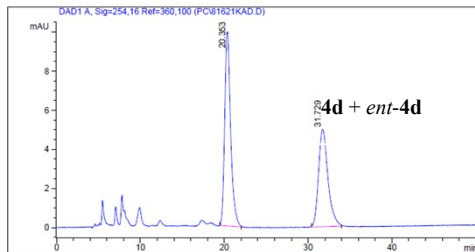
Sample Name: PC 816K + 821 K
 Data file: D:\GONZO\PC\81621KAD.D
 Sample Info: Laufmittel: n-Heptan/iPrOH 7:3;
 Die Probe ist in DCM/LM gelöst.



Säule: DAICELAD.M
 Säuleninfo: Chiralpak AD (250x4,6)mm
 Operator: Analytik Labor AKEN

Injektion Time: 08:35:10
 Injektion Date: 10.11.2014

Instrument Conditions: At Start At Stop
 Temperature in °C: 30.0°C 30.0°C
 Pressure in bar: 22.7 22.9
 Flow in ml/min: 0.70 0.70



#	Ret. Time (min)	Width	Height (mAU)	Area (mAU*s)	Area %	
1	20.35	0.74	9.55	489.81	55.69	
2	31.73	1.12	4.98	399.73	44.31	
Total					879.54	100.00

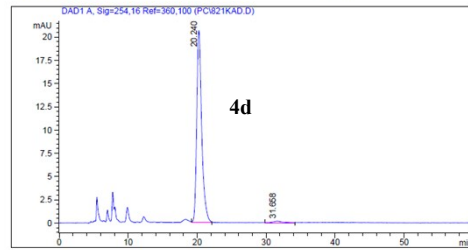
Sample Name: PC 821 K
 Data file: D:\GONZO\PC\821KAD.D
 Sample Info: Laufmittel: n-Heptan/iPrOH 7:3;
 Die Probe ist in LM/DCM gelöst



Säule: DAICELAD.M
 Säuleninfo: Chiralpak AD (250x4,6)mm
 Operator: Analytik Labor AKEN

Injektion Time: 14:23:54
 Injektion Date: 07.11.2014

Instrument Conditions: At Start At Stop
 Temperature in °C: 30.0°C 30.0°C
 Pressure in bar: 22.2 23.1
 Flow in ml/min: 0.70 0.70



#	Ret. Time (min)	Width	Height (mAU)	Area (mAU*s)	Area %	
1	20.24	0.76	20.64	1035.65	96.71	
2	31.66	2.34	0.25	35.29	3.29	
Total					1070.93	100.00

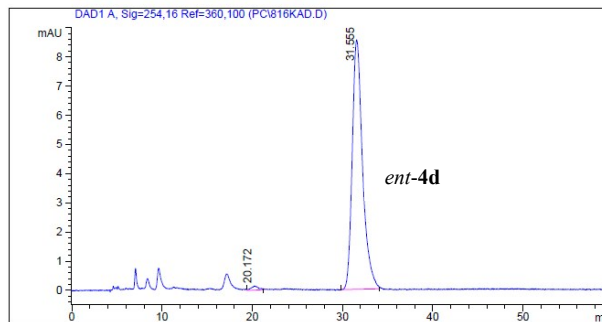
Sample Name: PC 816 K
 Data file: D:\GONZO\PC\816KAD.D
 Sample Info: Laufmittel: n-Heptan/iPrOH 7:3;
 Die Probe ist in LM/DCM gelöst



Säule: DAICELAD.M
 Säuleninfo: Chiralpak AD (250x4,6)mm
 Operator: Analytik Labor AKEN

Injektion Time: 13:22:39
 Injektion Date: 07.11.2014

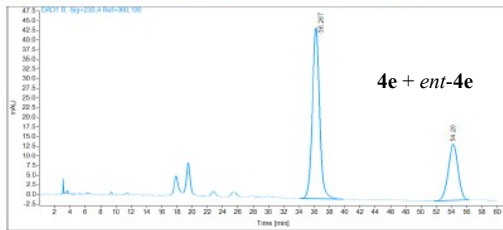
Instrument Conditions: At Start At Stop
 Temperature in °C: 30.0°C 30.0°C
 Pressure in bar: 22.6 22.7
 Flow in ml/min: 0.70 0.70



#	Ret. Time (min)	Width	Height (mAU)	Area (mAU*s)	Area %	
1	20.17	0.96	0.14	8.20	1.19	
2	31.56	1.04	8.55	679.06	98.81	
Total					687.26	100.00

Sample name: PC 816-821 L
Data file: C:\SNOOPY\PC816821\IA.D
Description: Laufmittel: n-Heptan/EtOH 9:1; Probe ist in LMDCM gelöst.
Injection date: 11/13/2014 11:22:27 AM
Acq. Analysis method: CHIRALPAKIARNP.M
Column: Chiralpak IA, (250 x 4,6) mm, 5µ, SN: IA00CE-RC036

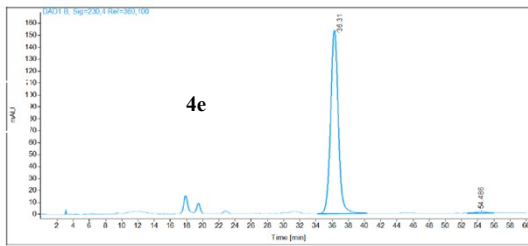
Pressure at start: 51 bar **Start flow:** 1.000 ml/min **Column oven:** 30 °C



Name	RT [min]	Type	Area%	Area	Height	Width [min]
	36.27	BB	69.27	2933.85	44.22	1.01
	54.26	BB	30.73	1301.79	14.48	1.40
Sum			100.00	4235.64		

Sample name: PC 821 L
Data file: C:\SNOOPY\PC821\IA1.D
Description: Laufmittel: n-Heptan/EtOH 9:1; Probe ist in LMDCM gelöst.
Injection date: 11/13/2014 4:44:19 PM
Acq. Analysis method: CHIRALPAKIARNP.M
Column: Chiralpak IA, (250 x 4,6) mm, 5µ, SN: IA00CE-RC036

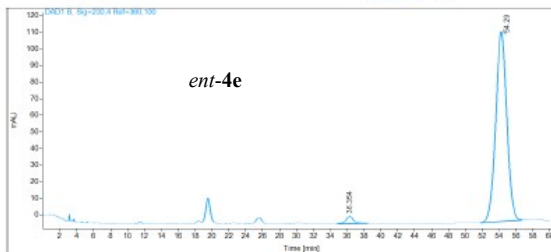
Pressure at start: 50 bar **Start flow:** 1.000 ml/min **Column oven:** 30 °C



Name	RT [min]	Type	Area%	Area	Height	Width [min]
	36.31	BB	98.86	10098.42	153.32	1.01
	54.49	BB	1.14	116.76	1.36	1.03
Sum			100.00	10215.18		

Sample name: PC 816 L
Data file: C:\SNOOPY\PC816\IA.D
Description: Laufmittel: n-Heptan/EtOH 9:1; Probe ist in LMDCM gelöst.
Injection date: 11/13/2014 3:43:13 PM
Acq. Analysis method: CHIRALPAKIARNP.M
Column: Chiralpak IA, (250 x 4,6) mm, 5µ, SN: IA00CE-RC036

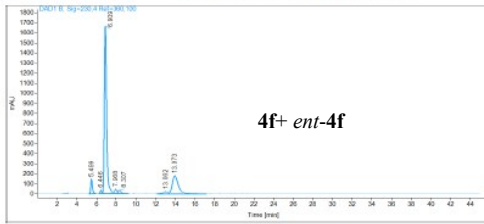
Pressure at start: 52 bar **Start flow:** 1.000 ml/min **Column oven:** 30 °C



Name	RT [min]	Type	Area%	Area	Height	Width [min]
	36.38	BB	2.54	271.62	4.19	0.95
	54.29	BB	97.46	10411.30	113.98	1.41
Sum			100.00	10682.91		

Sample name: PC 816-821N
Data file: C:\SNOOPY\PC\816821\NYIC.D
Description: Laufmittel: n-Heptan/PrOH 9:1;
 Probe ist in LM/DCM gelöst
Injection date: 11/25/2014 2:57:22 PM
Acq. Analysis method: CHIRALPAKIC1-8LNP.M

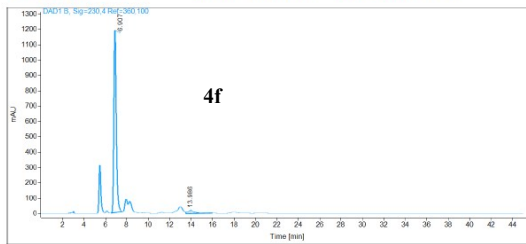
Column: Chiralpak IC, (150 x 4,8) mm, 5µ, SN: IC00CD-QF015
Pressure at start: 26 bar **Start flow:** 0.700 ml/min **Column oven:** 29.99 °C



RT [min]	Type	Area%	Area	Height	Width [min]
5.50	BB	4.43	1681.12	143.46	0.18
6.45	VV	1.25	473.77	36.70	0.20
8.31	VV	68.53	25981.00	1685.22	0.24
13.97	VV	2.05	778.44	43.26	0.27
8.31	VB	2.11	801.79	36.30	0.32
13.06	BV	1.85	700.58	20.99	0.49
13.97	VB	19.77	7484.91	178.31	0.63
Sum		100.00	37911.62		

Sample name: PC 821 N
Data file: C:\SNOOPY\PC\821\NYIC.D
Description: Laufmittel: n-Heptan/PrOH 9:1;
 Probe ist in LM/DCM gelöst
Injection date: 11/25/2014 4:29:35 PM
Acq. Analysis method: CHIRALPAKIC1-8LNP.M

Column: Chiralpak IC, (150 x 4,8) mm, 5µ, SN: IC00CD-QF015
Pressure at start: 26 bar **Start flow:** 0.700 ml/min **Column oven:** 29.99 °C

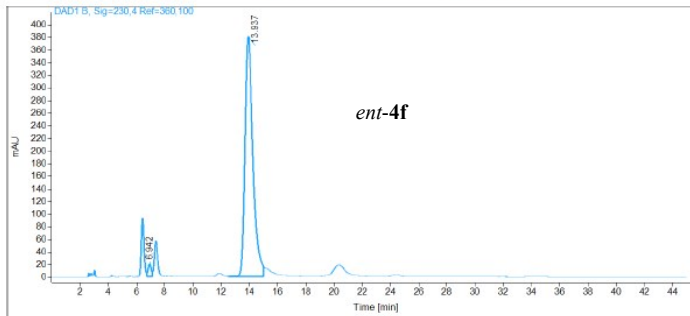


RT [min]	Type	Area%	Area	Height	Width [min]
6.91	BB	4.37	16099.85	1160.18	0.23
13.99	VB	4.37	827.46	17.75	0.69
Sum		100.00	16927.14		

Sample name: PC 816 N
Data file: C:\SNOOPY\PC\816\NYIC.D
Description: Laufmittel: n-Heptan/PrOH 9:1;
 Probe ist in LM/DCM gelöst
Injection date: 11/25/2014 3:43:29 PM
Acq. Analysis method: CHIRALPAKIC1-8LNP.M

Column: Chiralpak IC, (150 x 4,8) mm, 5µ, SN: IC00CD-QF015

Pressure at start: 28 bar **Start flow:** 0.700 ml/min **Column oven:** 30 °C



RT [min]	Type	Area%	Area	Height	Width [min]
6.94	VV	2.01	308.25	20.40	0.23
13.94	MF	97.99	15050.47	380.63	0.66
Sum		100.00	15358.72		

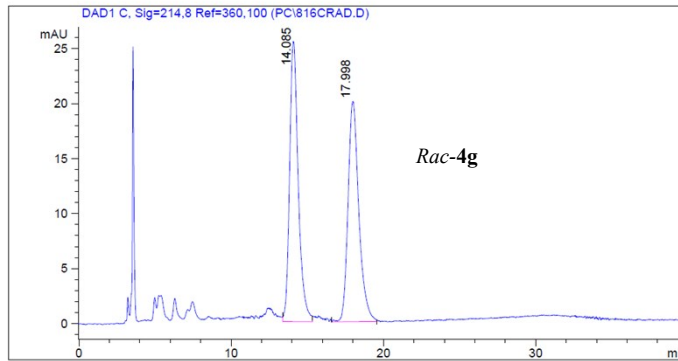
Sample Name: PC 816 C
 Data file: D:\GONZO\PC\816CRAD.D
 Sample Info: Laufmittel: n-Heptan/IP 7:3;
 Die Probe ist in LM/DCM gelöst



Säule: DAICELAD.M
 Säuleninfo: Chiralpak AD (250x4,6)mm
 Operator: Analytik Labor AKEN

Injektion Time: 20:01:16
 Injektion Date: 23.09.2014

Instrument Conditions: At Start At Stop
 Temperature in °C: 30.0°C 30.0°C
 Pressure in bar: 33.5 34.3
 Flow in ml/min: 1.00 1.00



#	Ret. Time (min)	Width	Height (mAU)	Area (mAU*s)	Area %
1	14.09	0.55	25.48	1005.96	50.52
2	18.00	0.65	20.02	985.10	49.48
Total				1991.06	100.00

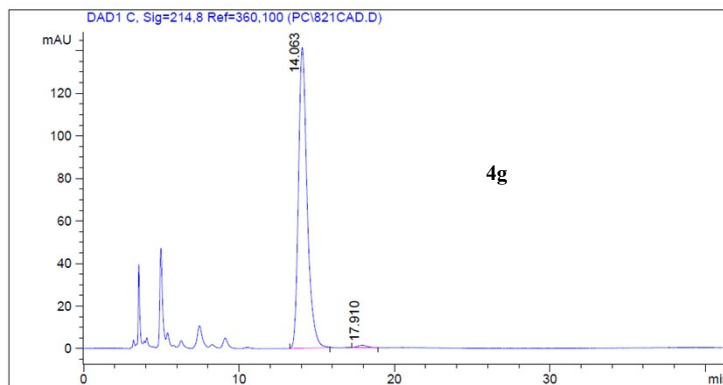
Sample Name: PC 821 C
 Data file: D:\GONZO\PC\821CAD.D
 Sample Info: Laufmittel: n-Heptan/iPrOH 7:3;
 Die Probe ist in DCM/LM gelöst.



Säule: DAICELAD.M
 Säuleninfo: Chiralpak AD (250x4,6)mm
 Operator: Analytik Labor AKEN

Injektion Time: 14:19:47
 Injektion Date: 17.11.2014

Instrument Conditions: At Start At Stop
 Temperature in °C: 30.0°C 30.0°C
 Pressure in bar: 34.5 35.3
 Flow in ml/min: 1.00 1.00



#	Ret. Time (min)	Width	Height (mAU)	Area (mAU*s)	Area %
1	14.06	0.59	141.41	5495.21	99.16
2	17.91	0.51	1.09	46.42	0.84
Total				5541.63	100.00

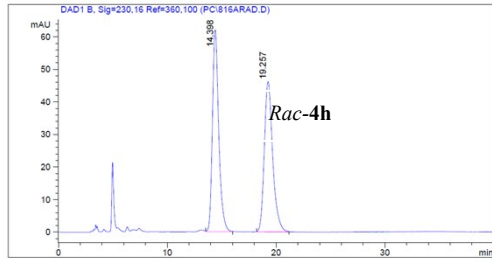
Sample Name: PC 816 A
 Data file: D:\GONZO\PC\816ARAD.D
 Sample Info: Laufmittel: n-Heptan/iPrOH 7:3;
 Die Probe ist in LM/DCM gelöst



Säule: DAICELAD.M
 Säuleninfo: Chiralpak AD (250x4,6)mm
 Operator: Analytik Labor AKEN

Injektion Time: 19:20:04
 Injektion Date: 23.09.2014

Instrument Conditions: At Start At Stop
 Temperature in°C: 30.0°C 30.0°C
 Pressure in bar: 33.3 34.3
 Flow in ml/min: 1.00 1.00



#	Ret. Time (min)	Width	Height (mAU)	Area (mAU*s)	Area %
1	14.40	0.61	62.04	2491.52	50.14
2	19.26	0.81	46.17	2477.41	49.86
Total				4968.93	100.00

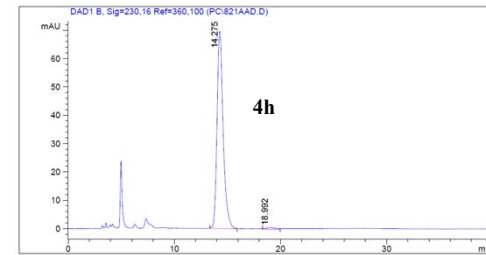
Sample Name: PC 821 A
 Data file: D:\GONZO\PC\821AAD.D
 Sample Info: Laufmittel: n-Heptan/iPrOH 7:3;
 Die Probe ist in LM/DCM gelöst



Säule: DAICELAD.M
 Säuleninfo: Chiralpak AD (250x4,6)mm
 Operator: Analytik Labor AKEN

Injektion Time: 15:58:19
 Injektion Date: 10.11.2014

Instrument Conditions: At Start At Stop
 Temperature in°C: 30.0°C 30.0°C
 Pressure in bar: 34.3 35.3
 Flow in ml/min: 1.00 1.00



#	Ret. Time (min)	Width	Height (mAU)	Area (mAU*s)	Area %
1	14.27	0.60	69.61	2787.92	98.64
2	18.99	1.04	0.61	38.46	1.36
Total				2826.38	100.00

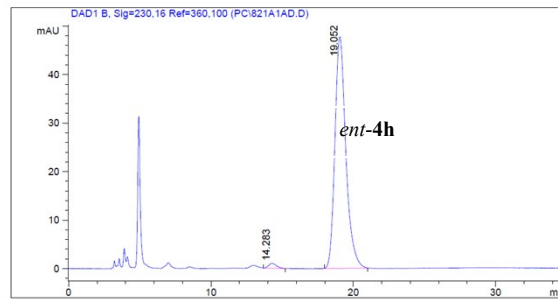
Sample Name: PC 821 A1
 Data file: D:\GONZO\PC\821A1AD.D
 Sample Info: Laufmittel: n-Heptan/iPrOH 7:3;
 Die Probe ist in LM/DCM gelöst



Säule: DAICELAD.M
 Säuleninfo: Chiralpak AD (250x4,6)mm
 Operator: Analytik Labor AKEN

Injektion Time: 11:44:53
 Injektion Date: 20.11.2014

Instrument Conditions: At Start At Stop
 Temperature in°C: 30.0°C 30.0°C
 Pressure in bar: 34.3 35.0
 Flow in ml/min: 1.00 1.00



#	Ret. Time (min)	Width	Height (mAU)	Area (mAU*s)	Area %
1	14.28	0.49	1.06	41.37	1.59
2	19.05	0.82	47.79	2553.57	98.41
Total				2594.93	100.00

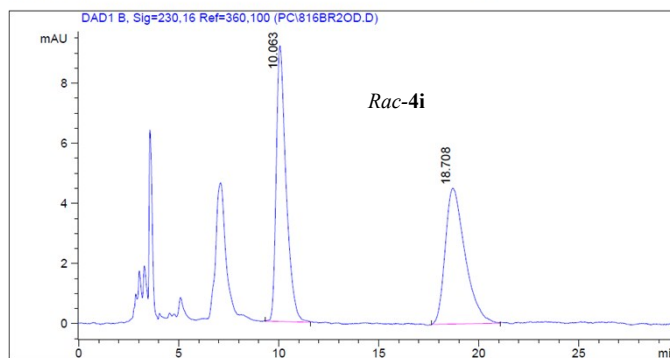
Sample Name: PC 816 B rac
 Data file: D:\GONZO\PC\816BR2OD.D
 Sample Info: Laufmittel: n-Heptan/EtOH 9:1;
 Die Probe ist in DCM/LM gelöst



Säule: DAICELOD.M
 Säuleninfo: Chiralcel OD (250x4,6)mm
 Operator: Analytik Labor AKEN

Injektion Time: 10:33:20
 Injektion Date: 24.10.2014

Instrument Conditions: At Start At Stop
 Temperature in °C: 30.0°C 30.0°C
 Pressure in bar: 29.4 29.8
 Flow in ml/min: 1.00 1.00



#	Ret. Time (min)	Width	Height (mAU)	Area (mAU*s)	Area %
1	10.06	0.51	9.16	313.43	50.13
2	18.71	1.04	4.51	311.86	49.87
Total				625.28	100.00

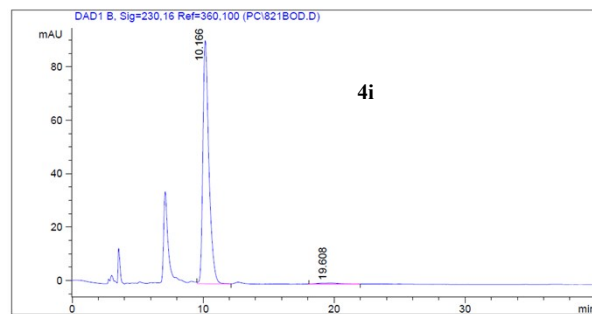
Sample Name: PC 821 B
 Data file: D:\GONZO\PC\821BOD.D
 Sample Info: Laufmittel: n-Heptan/iPrOH 9:1;
 Die Probe ist in DCM/LM gelöst



Säule: DAICELOD.M
 Säuleninfo: Chiralcel OD (250x4,6)mm
 Operator: Analytik Labor AKEN

Injektion Time: 08:19:03
 Injektion Date: 24.11.2014

Instrument Conditions: At Start At Stop
 Temperature in °C: 30.0°C 30.0°C
 Pressure in bar: 29.9 30.3
 Flow in ml/min: 1.00 1.00



#	Ret. Time (min)	Width	Height (mAU)	Area (mAU*s)	Area %
1	10.17	0.48	90.98	2910.53	98.54
2	19.61	1.29	0.41	43.07	1.46
Total				2953.60	100.00

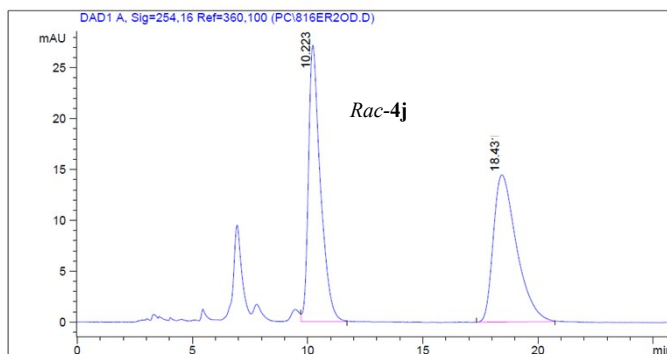
Sample Name: PC 816 E rac
 Data file: D:\GONZO\PC\816ER2OD.D
 Sample Info: Laufmittel: n-Heptan/EtOH 9:1;
 Die Probe ist in DCM/LM gelöst



Säule: DAICELOD.M
 Säuleninfo: Chiralcel OD (250x4,6)mm
 Operator: Analytik Labor AKEN

Injektion Time: 11:04:33
 Injektion Date: 24.10.2014

Instrument Conditions: At Start At Stop
 Temperature in °C: 30.0 °C 30.0 °C
 Pressure in bar: 29.2 29.6
 Flow in ml/min: 1.00 1.00



#	Ret. Time (min)	Width	Height (mAU)	Area (mAU*s)	Area %
1	10.22	0.52	27.18	979.52	49.03
2	18.43	1.06	14.48	1018.10	50.97
Total				1997.62	100.00

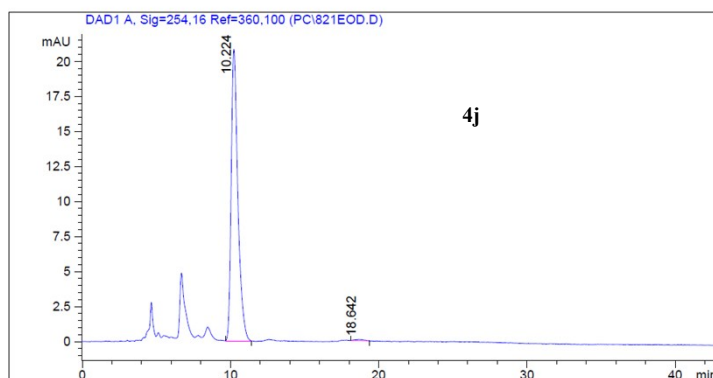
Sample Name: PC 821 E
 Data file: D:\GONZO\PC\821EOD.D
 Sample Info: Laufmittel: n-Heptan/EtOH 9:1;
 Die Probe ist in DCM/LM gelöst.



Säule: DAICELOD.M
 Säuleninfo: Chiralcel OD (250x4,6)mm
 Operator: Analytik Labor AKEN

Injektion Time: 10:17:09
 Injektion Date: 18.11.2014

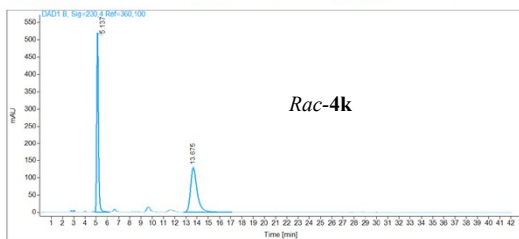
Instrument Conditions: At Start At Stop
 Temperature in °C: 30.0 °C 30.0 °C
 Pressure in bar: 29.7 30.2
 Flow in ml/min: 1.00 1.00



#	Ret. Time (min)	Width	Height (mAU)	Area (mAU*s)	Area %
1	10.22	0.48	20.85	656.61	99.39
2	18.64	0.70	0.10	4.01	0.61
Total				660.62	100.00

Sample name: PC 816 F rac
Data file: C:\SNOOPY\PC\PC 816 F.RAC IC.D
Description: Laufmittel: n-Heptan/iPrOH 9:1 Die Probe ist DCMLM gelöst.
Injection date: 11/26/2014 8:27:48 AM
Acq. Analysis method: CHIRALPAKIC1-6LNP.M
Column: Chiralpak IC, (150 x 4.6) mm, 5µ, SN: IC00CD-QF015

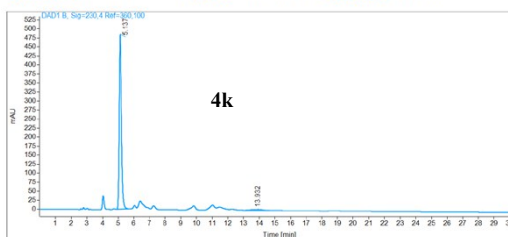
Pressure at start: 26 bar **Start flow:** 0.700 ml/min **Column oven:** 30 °C



Name	RT [min]	Type	Area%	Area	Height	Width [min]
PC 816 F rac						
	5.14	VV	50.40	5403.85	518.84	0.16
	13.68	BB	49.60	5317.10	129.58	0.62
	Sum		100.00	10720.96		

Sample name: PC 821 F
Data file: C:\SNOOPY\PC\821FIC.D
Description: Laufmittel: n-Heptan/iPrOH 9:1; Probe ist in LM/DCM gelöst
Injection date: 11/27/2014 9:03:07 AM
Acq. Analysis method: CHIRALPAKIC1-6LNP.M
Column: Chiralpak IC, (150 x 4.6) mm, 5µ, SN: IC00CD-QF015

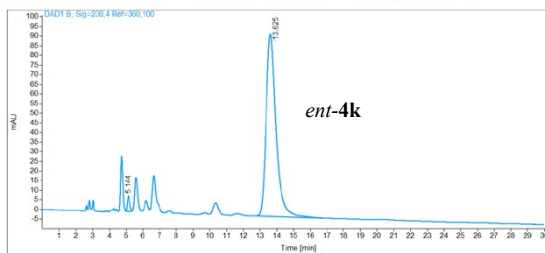
Pressure at start: 27 bar **Start flow:** 0.700 ml/min **Column oven:** 29.99 °C



Name	RT [min]	Type	Area%	Area	Height	Width [min]
PC 821 F						
	5.14	BB	97.60	4970.08	485.03	0.16
	13.93	BB	2.40	122.25	2.50	0.70
	Sum		100.00	5092.34		

Sample name: PC 821 F (QD)
Data file: C:\SNOOPY\PC\821FQD IC.D
Description: Laufmittel: n-Heptan/iPrOH 9:1; Probe ist in LM/DCM gelöst
Injection date: 11/27/2014 8:34:36 AM
Acq. Analysis method: CHIRALPAKIC1-6LNP.M
Column: Chiralpak IC, (150 x 4.6) mm, 5µ, SN: IC00CD-QF015

Pressure at start: 27 bar **Start flow:** 0.700 ml/min **Column oven:** 29.99 °C



Name	RT [min]	Type	Area%	Area	Height	Width [min]
PC 821 F (QD)						
	5.14	VV	1.96	77.88	7.81	0.15
	13.63	VB	98.04	3884.73	94.70	0.62
	Sum		100.00	3962.41		

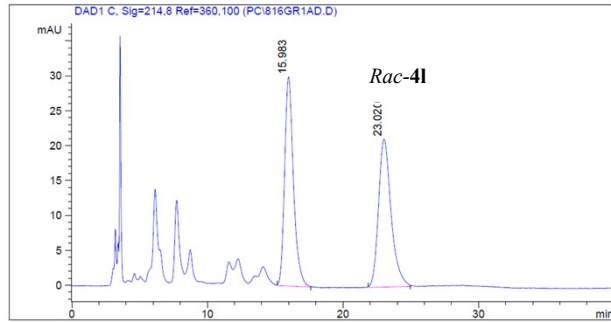
Sample Name: PC 816 G rac
 Data file: D:\GONZO\PC\816GR1AD.D
 Sample Info: Laufmittel: n-Heptan/iPrOH 7:3;
 Die Probe ist in LM/DCM gelöst



Säule: DAICELAD.M
 Säuleninfo: Chiralpak AD (250x4,6)mm
 Operator: Analytik Labor AKEN

Injektion Time: 14:09:43
 Injektion Date: 20.11.2014

Instrument Conditions: At Start At Stop
 Temperature in °C: 30.0°C 30.0°C
 Pressure in bar: 34.3 35.0
 Flow in ml/min: 1.00 1.00



#	Ret. Time (min)	Width	Height (mAU)	Area (mAU*s)	Area %
1	15.98	0.68	29.97	1359.98	49.82
2	23.02	0.95	21.17	1369.74	50.18
Total				2729.72	100.00

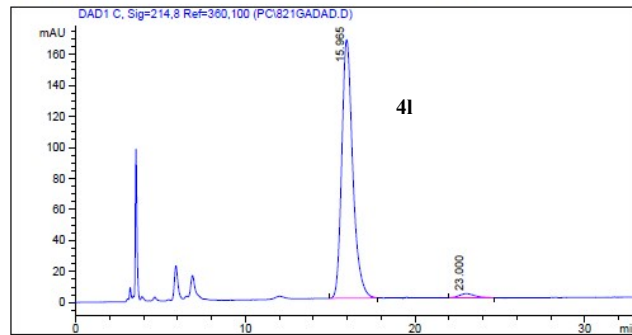
Sample Name: PC 821 G
 Data file: D:\GONZO\PC\821GADAD.D
 Sample Info: Laufmittel: n-Heptan/EtOH 7:3;
 Die Probe ist in DCM/LM gelöst.



Säule: DAICELAD.M
 Säuleninfo: Chiralpak AD (250x4,6)mm
 Operator: Analytik Labor AKEN

Injektion Time: 13:13:13
 Injektion Date: 21.11.2014

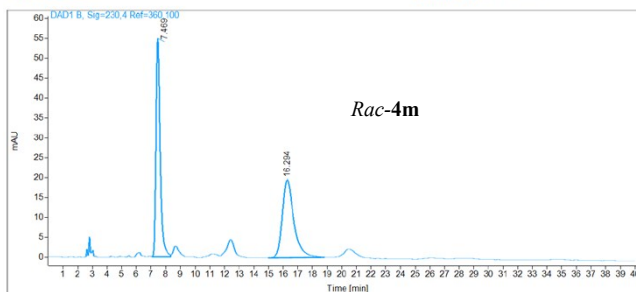
Instrument Conditions: At Start At Stop
 Temperature in °C: 30.0°C 30.0°C
 Pressure in bar: 34.4 34.8
 Flow in ml/min: 1.00 1.00



#	Ret. Time (min)	Width	Height (mAU)	Area (mAU*s)	Area %
1	15.96	0.68	166.71	7514.89	97.75
2	23.00	0.76	2.70	172.71	2.25
Total				7687.60	100.00

Sample name: PC 816 H rac
Data file: C:\SNOOPY\PC\816HRIC.D
Description: Laufmittel: n-Heptan/iPrOH 9:1;
 Probe ist in LMDCM gelöst
Injection date: 11/24/2014 12:36:57 PM
Acq. Analysis method: CHIRALPAKIC1-6LNP.M
Column: Chiralpak IC, (150 x 4,6) mm, 5µ, SN: IC00CD-QF015

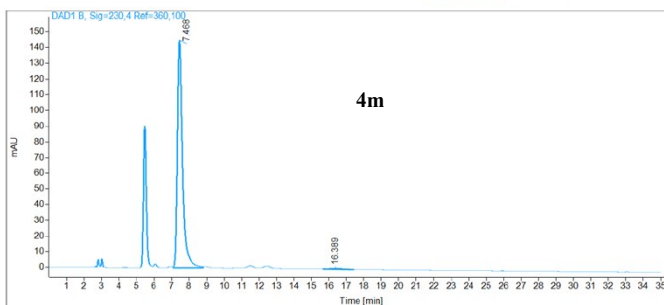
Pressure at start: 26 bar **Start flow:** 0.700 ml/min **Column oven:** 29.99 °C



Name	RT [min]	Type	Area%	Area	Height	Width [min]
	7.47	BV	49.72	1059.69	55.04	0.29
	16.29	BB	50.28	1071.55	19.54	0.83
Sum			100.00	2131.23		

Sample name: PC 821 H
Data file: C:\SNOOPY\PC\821HIC.D
Description: Laufmittel: n-Heptan/iPrOH 9:1;
 Probe ist in LMDCM gelöst
Injection date: 11/24/2014 4:13:47 PM
Acq. Analysis method: CHIRALPAKIC1-6LNP.M
Column: Chiralpak IC, (150 x 4,6) mm, 5µ, SN: IC00CD-QF015

Pressure at start: 26 bar **Start flow:** 0.700 ml/min **Column oven:** 29.99 °C

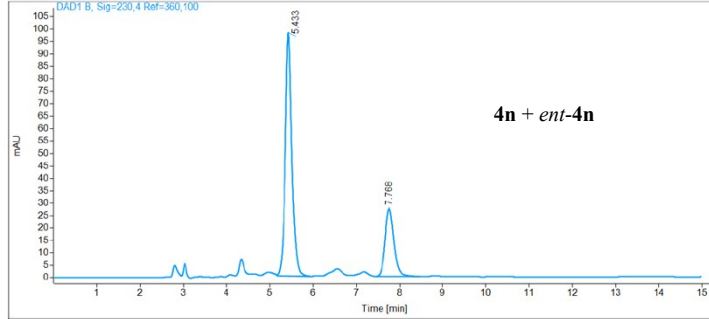


Name	RT [min]	Type	Area%	Area	Height	Width [min]
	7.47	VV	98.71	2881.33	144.88	0.30
	16.39	BB	1.29	37.53	0.77	0.63
Sum			100.00	2918.87		

Sample name: SM 58b + 59b
Data file: C:\SNOOPY\SM\5859\BNIC.D
Description: Laufmittel: n-Heptan/EtOH 9:1; Die Probe ist im LM/DCM gelöst.
Injection date: 4/17/2014 1:10:44 PM
Acq. Analysis method: CHIRALPAKIC1-6LNP.M

Column: Chiralpak IC, (150 x 4,6) mm, 5µ, SN: IC00CD-QF015

Pressure at start: 24 bar **Start flow:** 0.700 ml/min **Column oven:** 30 °C

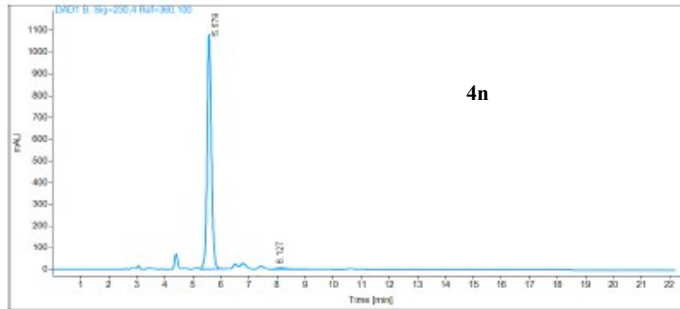


RT [min]	Type	Area%	Area	Height	Width [min]
5.43	VB	72.67	1033.19	97.76	0.16
7.77	BB	27.33	388.61	27.06	0.22
Sum		100.00	1421.79		

Sample name: PC 819
Data file: C:\SNOOPY\PC\PC 819 IC.D
Description: Laufmittel: n-Heptan/EtOH 9:1 Die Probe ist DCM/LM gelöst.
Injection date: 11/3/2014 9:11:21 AM
Acq. Analysis method: CHIRALPAKIC1-6LNP.M

Column: Chiralpak IC, (150 x 4,6) mm, 5µ, SN: IC00CD-QF015

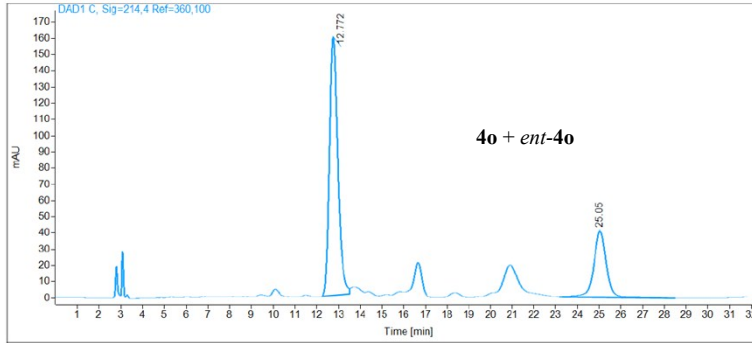
Pressure at start: 34 bar **Start flow:** 0.700 ml/min **Column oven:** 34.22 °C



RT [min]	Type	Area%	Area	Height	Width [min]
5.58	VB	98.42	10983.01	1081.63	0.15
8.13	BB	1.58	175.97	7.57	0.37
Sum		100.00	11158.98		

Sample name: SM 58c + 59c
Data file: C:\SNOOPY\SM\SM 58C + 59C IC.D
Description: Laufmittel: n-Heptan/ETOH 97:3 Die Probe ist DCM/LM gelöst.
Injection date: 4/15/2014 1:22:37 PM
Acq. Analysis method: CHIRALPAKIC1-6LNP.M
Column: Chiralpak IC, (150 x 4,6) mm, 5µ, SN: IC00CD-QF015

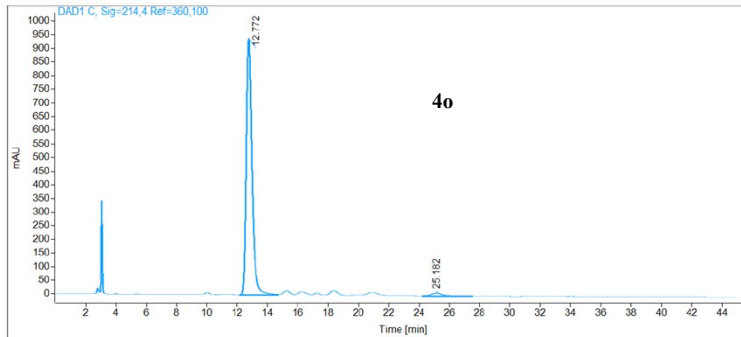
Pressure at start: 24 bar **Start flow:** 0.700 ml/min **Column oven:** 29.97 °C



Name	RT [min]	Type	Area%	Area	Height	Width [min]
SM 58c + 59c	12.77	BV	71.89	4179.24	159.53	0.40
	25.05	BB	28.11	1633.96	40.59	0.61
	Sum		100.00	5813.21		

Sample name: PC 58 C rep2
Data file: C:\SNOOPY\PC\58CREP2XIC.D
Description: Laufmittel: n-Heptan/ETOH 97:3; Probe ist in LM/DCM gelöst
Injection date: 11/18/2014 6:18:37 PM
Acq. Analysis method: CHIRALPAKIC1-6LNP.M
Column: Chiralpak IC, (150 x 4,6) mm, 5µ, SN: IC00CD-QF015

Pressure at start: 23 bar **Start flow:** 0.700 ml/min **Column oven:** 29.98 °C



Name	RT [min]	Type	Area%	Area	Height	Width [min]
PC 58 C rep2	12.77	BV	98.02	24348.06	938.63	0.39
	25.18	BB	1.98	490.94	9.88	0.77
	Sum		100.00	24839.00		