Figure S1

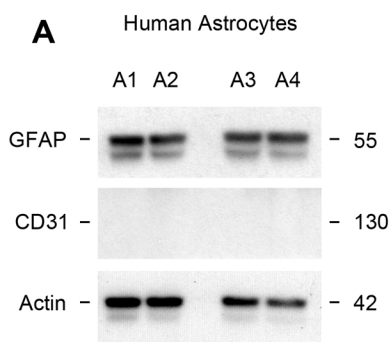
A
Human Astrocytes
A1 A2 A3 A4
GFAP
55
CD31
130
Actin
42

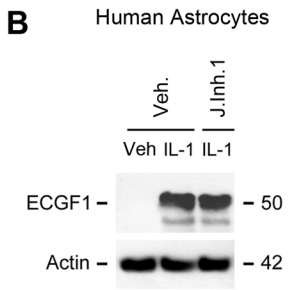
B
Human Astrocytes
Veh.
J.Inh.1
Veh IL-1 IL-1
ECGF1
50
Actin
42

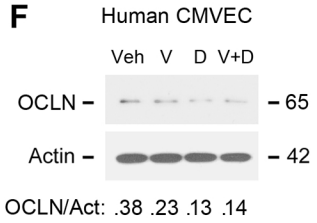
F
Human CMVEC
Veh V D V+D
OCLN
65
Actin
42
OCLN/Act: .38 .23 .13 .14

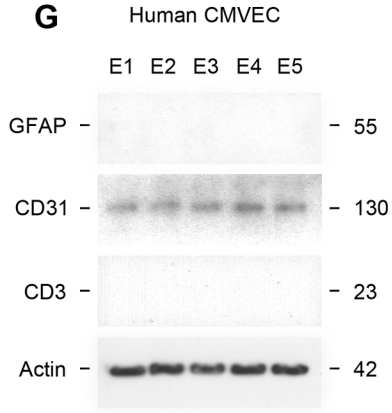
G
Human CMVEC
E1 E2 E3 E4 E5
GFAP
55
CD31
130
CD3
23
Actin
42

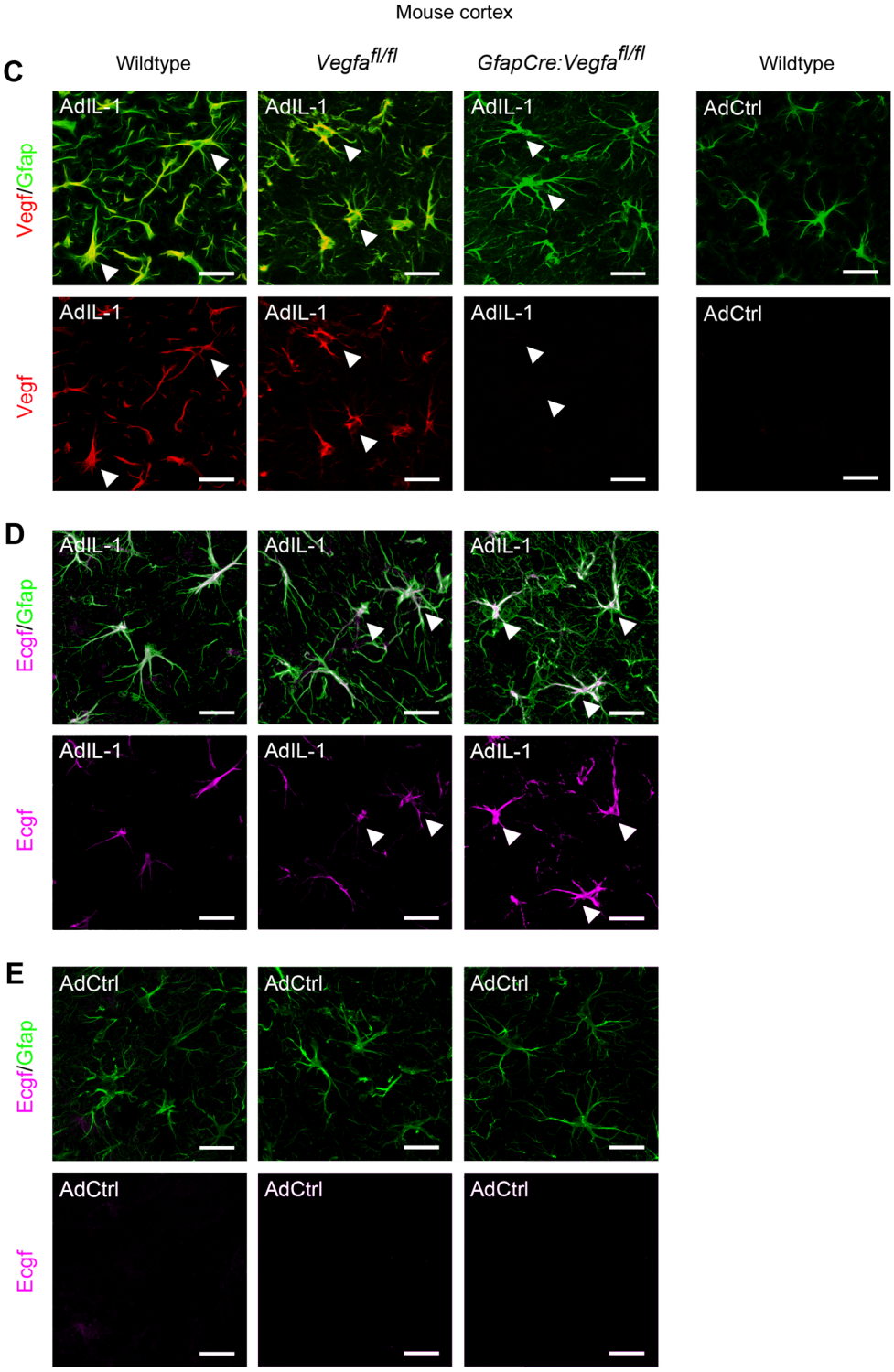
Mouse cortex
C
Wildtype
Vegfa fl/fl
GfapCre:Vegfa fl/fl
Wildtype
Vegf/Gfap
Vegf
AdIL-1
AdCtrl
D
Ecgf/Gfap
Ecgf
E