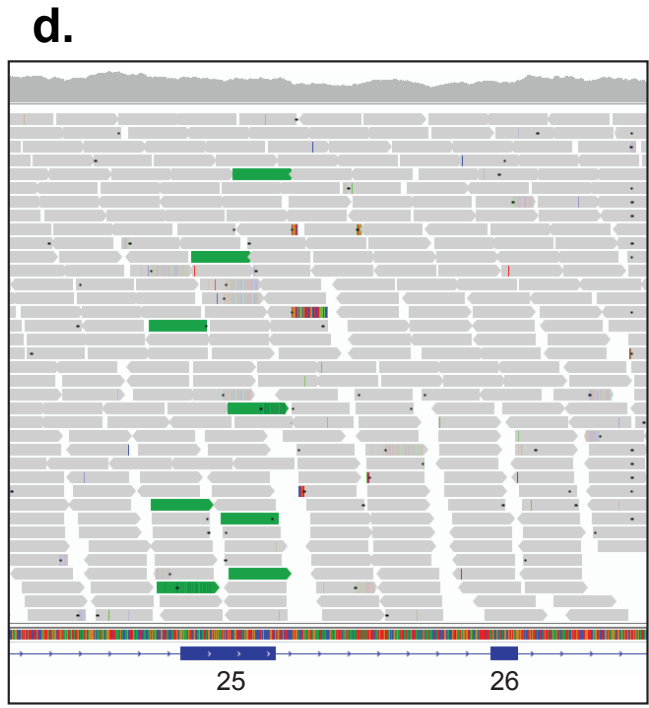
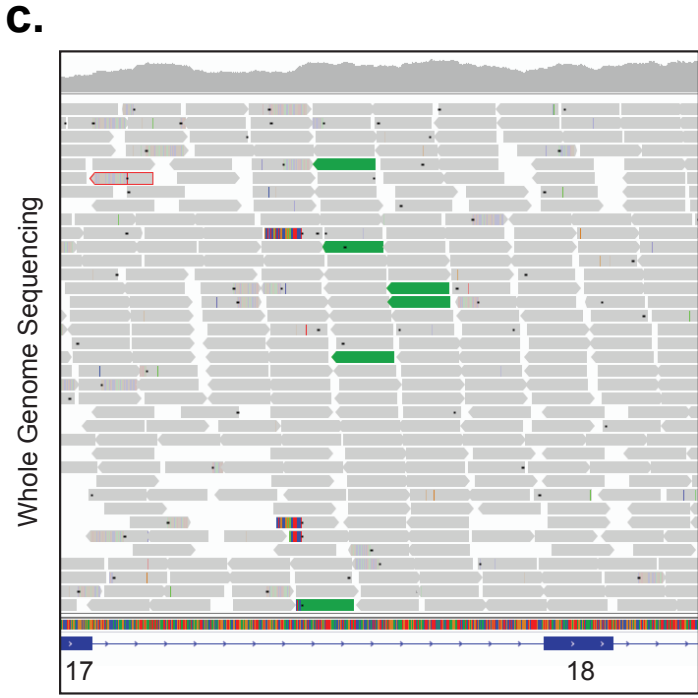
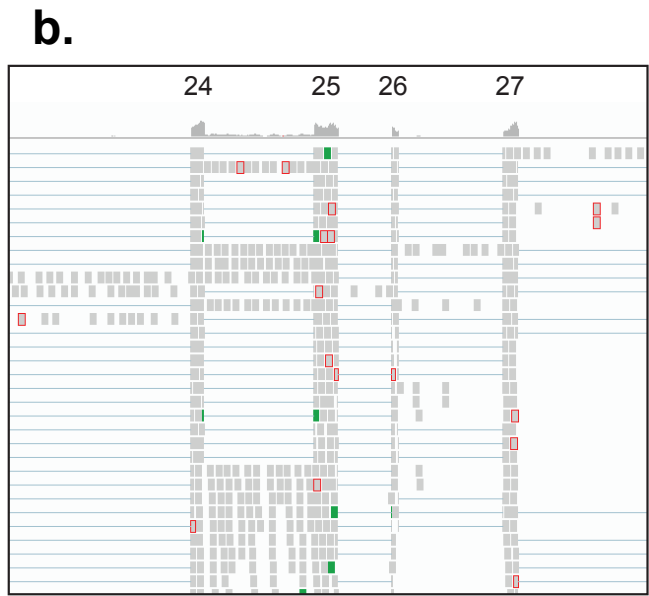
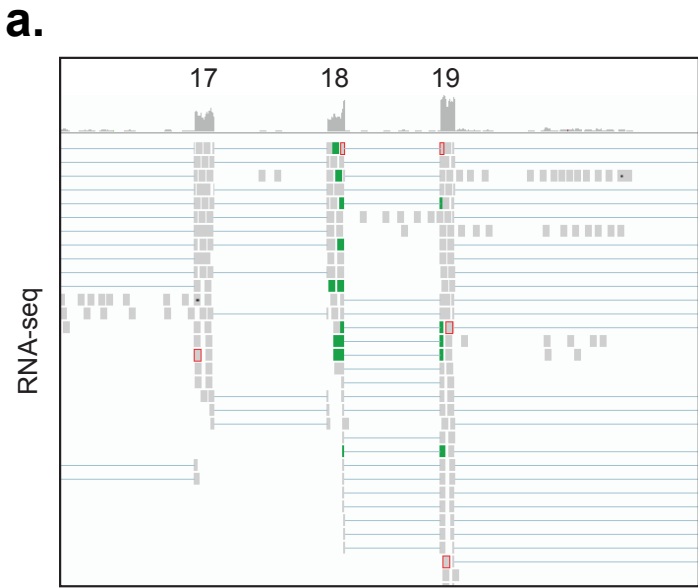
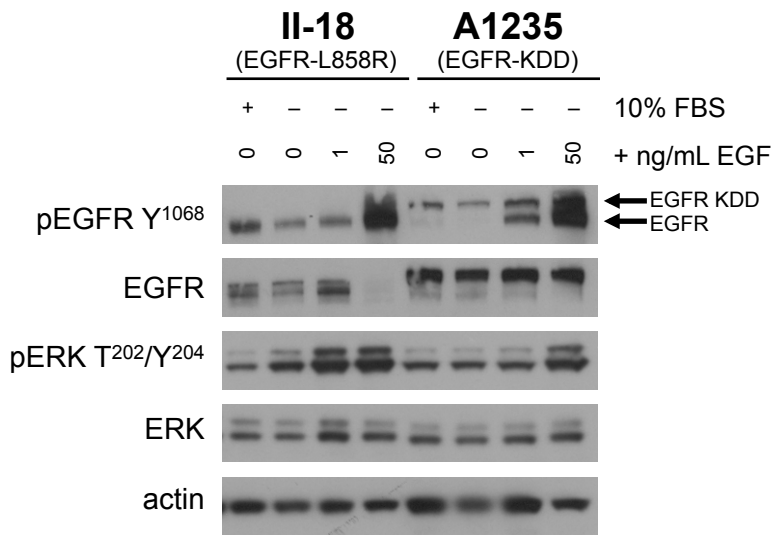
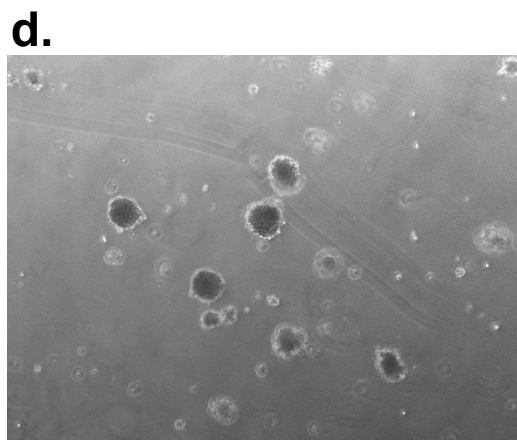
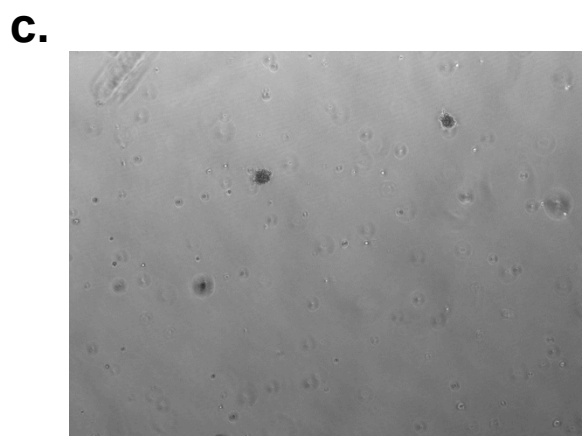




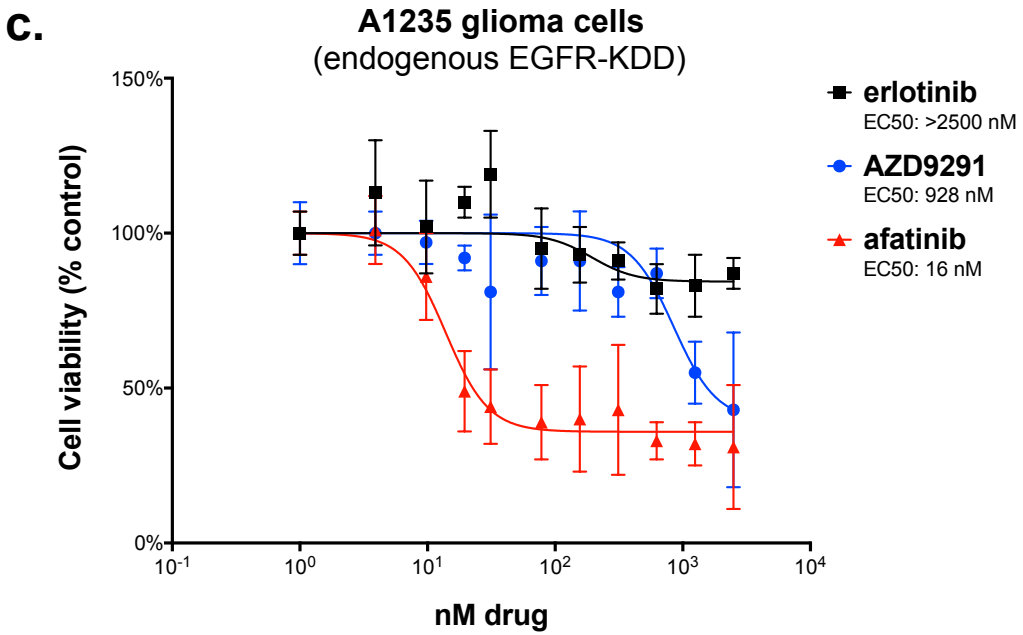
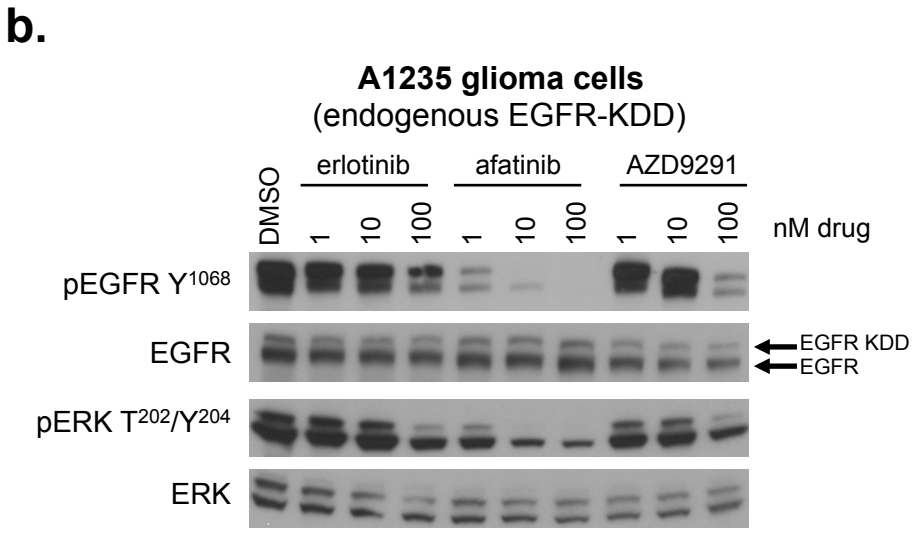
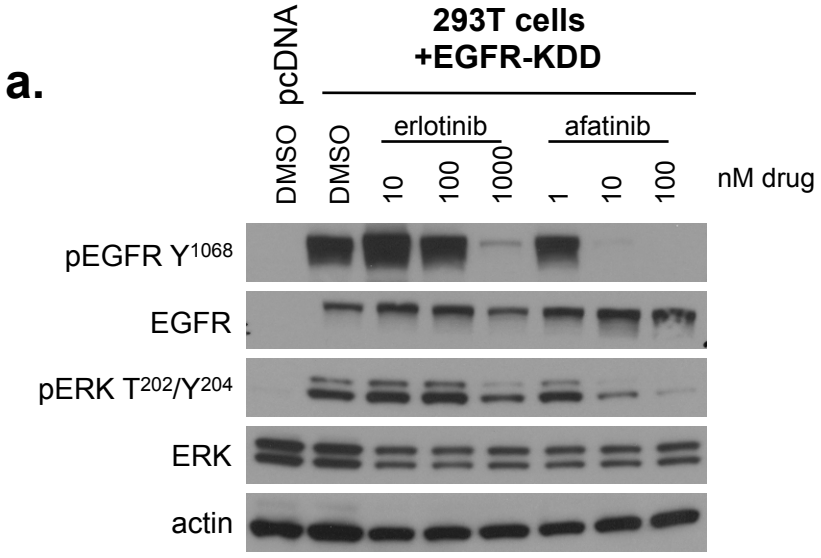
1 atgcgacct cggggacggc cggggcagcg ctctctggcg tgettggtgc gctctgccc gcgagtggg ctctggagga aaagaaagt tgccaaggca cgagtaacaa gctcacgag
121 ttgggcaact ttgaagatca ttttctcagc ctccagagga tgttcaataa ctgtgaggtg tctctggga atttggaaat tacctatgtg cagaggaatt atgatcttct cttcttaag
241 accatccag aggtggtctg ttatgtctct attgccctca acacagtga gcaaatctct ttgaaaaacc tgcagatcat cagaggaat atgtactacg aaaattccta tgccttagca
361 gctttatcta actatgatgc aaataaaacc ggactgaag agctgcccat gagaattta caggaaatcc tgcattggcg cgtgcggttc agcaacaacc ctgcctgtg caactggag
481 agctcccaat gcggggacat agtcagcagt gactttctca gcaacatgtc gatggacttc ttcacacata cgggacagct tgggcagctg ccaaaaagt gatccaagt tctccaaag
601 ggtgcaggag agggagaact ccagaaaactg accaaaatca tctgtgccc gcaagtgtcc ggcgctgccc gtggcaagtc ccccaagtgc tgctgccaca accagttgtc tgcaggctgc
721 acagggcccc ggaagacga ctgtctgttc tgcctcaaat tccggaacga agccacgtgc gcccaccact caatgctctac aaccaccaca cgtaccagat ggtatgtaac
841 cccgagggca aatacagctt tggtgccacc tgcgtgaaga agtgcctccg taattatgtg gtgacagatc acggctctgt cgtccgagcc tgtggggccg acagctatga gatggaggaa
961 gacggctgcc gcaagtgtaa gaagtgcgaa gggccttgcc gcaaaagtgt taacggataa ggtattggtg ctcaactctcc ataaatgcta cgaattataa acacttcaaa
1081 aactcccaat cctccagtyg cgatctccac atcctgtccg tggcatttag ggtgactcc ttcacacata ctctctctct gggatccacag gaactggata tcttgaaaaac
1201 atcacagggt ttttgctgat tcaggcttgg cctgaaaaa ggagcgacct ccaatgcttt gagaacctag aatatcacg cggcaggacc aagcaaatg gtcagttttc tcttgcactc
1321 gtaagctgca cgtcaacatc ctgtgggatta cgtccctca agagataag tgatggagat gtgataaatt caggaaaaca aatattgtgc tatgcaata caataaactg gaaaaaactg
1441 tttgggacct ccggtcagaa aacaaaaatt ataagcaaca gagggtaaaa cagctgcaag gccacaggcc aggtctgcca tgccttgtgc tccccgag gctgtgtggg cccggagcc
1561 agggactgcg tctcttgccc gaatgtcagc cgaggcaggg aatgctgga caagtgcac cttctggagg gtgagccaag ggaatttgtg gagaactctg agtgcataca gtgccacca
1681 gtagctcctc ctcaggccat gaacatcacc tgcacaggac ggggaccaga caactgtatc cagtgtgccc actacattga cggccccac tgcgtcaaga cctgcccggc aggatcatg
1801 ggagaaaaa acaccctggt ctggaagtag gcagacggcg gccatgtgtg ccaactgtgc caatcaaaact gcaactacgg atgcaactgg ccaggtcttg aaggctgtcc aacgaatggg
1921 cetaaagatc cgtcaatcgc cactgggatg gtgggggccc tctcttctct catgcaaggt cctccatcct catgcaaggt cccccatcg ttcggaagcg caactgcgg
2041 aggctgtctg agggagagga gCTTGTGGAG CCTCTTACAC CCAAGTGAGA AGCTCCCAAC CAAGCTCTCT TGAGGATCTT GAAGGAACT GAATTCAAA AGATCAAAGT GCTGGCTCC
2161 GGTGCGTTCG GCACGGTGTGTA TAAGGGACTC TGGATCCAG AAGGTGAGAA AGTAAAAATP CCGTGCTGTA TCAAGGAATP AAGAGAAGA ACATCTCCA AAGCCAACA GGAAATCTC
2281 GATGAAGCCT ACGTGATGC CAGCGTGGAC AACCCACAG GTCGCCGCT GCTGGGCATC TGCCCTACCT CCACCGTGCA GCTCATCACG CAGCTCATGC CTTCCGGTG CTTCTGGAC
2401 TATGTCGGGG AACACAAGA CAATATGGC TCCAGTACC TGCTCAACTG GTGTGTGAGC ATCCGAAAG GCATGAAC TAAGGAGAC CTTGGAGGAC CGTCGTTGG TGACCCGCA CTTGGACCC
2521 AGGAACGTAC TGGTGAALAC ACCGACATC GTCAGATCA CAGATTTGG CTTGGCCAAA CTGTGGGTG CCGAAGAGAA AGAATACCT GCAGAAGGAG CAAAGTGC TATCAAGTGG
2641 ATGCCATTGG AATCAATTTT ACACAGAATC TATACCCACC AGAGTGATGT CTGAGCTAC GGGGTGACTG TTTGGGATP GATGACCTT GGATCCAAG CATATGACGG AATCCCTGCC
2761 AGCGAGATCT CTTCCATCTT GGAGAAAGGA GAACGCCCTC CTCAGCCACC CATATGTACC ATCGATGCT ACATGATCAT GGTCAAGTGC TGGATGATG ACGAGATAG TCGCCAAAG
2881 TTCCGTGAGT TGATCATCGA ATTCTCCAAA ATGGCCCGAG ACCCCAGCG CTACCTTGTC ATTCAGGGGG ATGAAAGAA GCATTTGCC AGTCTACAG ACTCCAATT CTACCGTGC
3001 CTGATGGATG AAGAAGACAT GGACGACGTG GTGATGCCG ACGAGTACCT CATCCACAG CAGGGCTTCT TCAGCAGCCC CTCCACGTCA CGGACTCCCC TCTGAGCTC TCTGCTGTG
3121 GAGCCTCTTA CACCCAGTGC AGAAGCTCCC AACCAAGCTC TCTTGGAGT CTTGAAGGAA ACTGAATPCA AAAAGATCAA AGTGTGGCC TCCGGTGGCT TCGGCACGGT GTATAAGGGA
3241 CTCTGGATCC CAGAAGTGA GAAAGTAAA ATTCCGTCG CTATCAAGGA ATTAAGAGAA GCAACATCTC CGAAAGCCAA CAAGGAAATC CTCGATGAG CTTACTGAT GGCCAGCGT
3361 GACAACCCCC ACGTGTGCC CTGTCTGGC ATCTGCCTCA CCTCCACCGT GCAGCTCATC ACGCAGTCA TGCCCTTCGG CTGCCTCCTG GACTATGTC GGAACACAA AGACAATATT
3481 GGCTCCCACT ACCTGCTCAA TGGGTGTGTG CAGATCGCAA AGGGCATGAA CTACTTGGAG GACCGTCTGT TGGTGCACC GCACCTGGCA GCCAGGAACG TACTGGTGA AACCCGAG
3601 CATGTCAGAA TCACAGATTT TGGGCTGCC AACCTGCTGG GTGCGGAGAA GAAAGAAATC CATCAGAAAG GAGGCAAGT GCCTATCAAG TGGATGGCAT TGAATCAAT TTTACACAGA
3721 ATCTATACCC ACCAGAGTGA TGCTGGAGC TACGGGGTGA CCGTTTGGGA GTTGTATGACC TTTGGATPCA AGCCATATGA CGGAATCCCT GCCAGCAGA TCTCTCCAT CCTGGAGAAA
3841 GGAGAACGCC TCCCTCAGCC ACCCATATGT ACCATCGATG TCTACATGAT CATGGTCAAG TGCTGGATGA TAGACGAGA TAGTCGCCA AAGTTCGGT AGTTGATCAT CGAATTCTC
3961 AAAATGGCCC GAGACCCCA GCCTACCTT GTCAATCAG GGGATGAAAG AATGCATTTG CCAAGTCTTA CAGACTCCA CTTCTACCGT GCCCTGATGG ATGAAAGAAGA CATGGACGAC
4081 GTGGTGGATG CCGACGAGTA CCTCATCCA CAGCAGGGCT TCTTACAGC CCCCCTCAG TCACGGACTC CCTCTCTGAG CTCTCTGagt gcaaccagca acaattccac cgtggcttgc
4201 attgatagaa atgggctgca aagctgtccc atcaaggaag acagcttctt gaacgatac agctcagacc ccacagcgcg cttgactgag gacagcatag acgacacct cctccactgc
4321 cctgaatata taaaccagtc cgttcccaaa agcccctgtg gctctgtgca gaatcctgtc tatcaacaat agcctctgaa ccccggccc cctgactgag acacactaca ggaacccac
4441 agcaactgag tgggcaaccc cgagtatctc aacactgtcc agcccactg tgtcaacagc acattcgaca gccctgccca ctgggcccag aaaggcagcc accaaatag cctggacaac
4561 cctgactacc agcaggactt ctttcccaag gaagccaagc caaatggcat ctttaagggg tccacagctg aaaaatgcaga atacctaaag gtcgcccac aaagcagtg atttattgga
4681 gcatga

Exons 18–25 #1 (capitalized)
Exons 18–25 #2 (capitalized)









BA/F3 - EGFR-KDD

	erlotinib	afatinib	AZD9291
EC50 (nM)	109.5	3.1	28.5
Goodness of fit (R²)	0.88	0.80	0.92

BA/F3 - EGFR-L858R

	erlotinib	afatinib	AZD9291
EC50 (nM)	6.1	0.02	4.0
Goodness of fit (R²)	0.89	0.84	0.80