

Clinical efficacy of early loading versus conventional loading of dental implants

Yanfei Zhu^{1#}, Xinyi Zheng^{1#}, Guanqi Zeng¹, Yi Xu¹, Xinhua Qu^{2*}, Min Zhu^{3*}, Eryi Lu^{4*}

¹College of Stomatology, Shanghai JiaoTong University School of Medicine, Shanghai, China; ²Department of Orthopaedics, Shanghai Ninth People's Hospital, Shanghai JiaoTong University School of Medicine, Shanghai Key Laboratory of Orthopaedic Implant, Shanghai, China; ³Department of Oral and Cranio-Maxillofacial Science, Shanghai Ninth People's Hospital, College of Stomatology, Shanghai Jiao Tong University School of Medicine, Shanghai Key Laboratory of Stomatology, Shanghai, China; ⁴Department of Prosthodontics, Shanghai Ninth People's Hospital, College of Stomatology, Shanghai JiaoTong University School of Medicine, Shanghai, China.

#Yanfei Zhu and Xinyi Zheng contributed equally to this study.

*Corresponding author: xinhua_qu@126.com (X. Qu); zminnie@126.com (M. Zhu) ; lueryi222@126.com (E. Lu)

Supplementary information

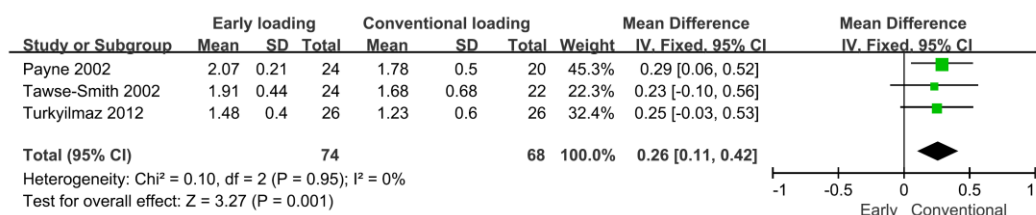


Figure S1. Forrest plots of the individual studies for probing pocket index.

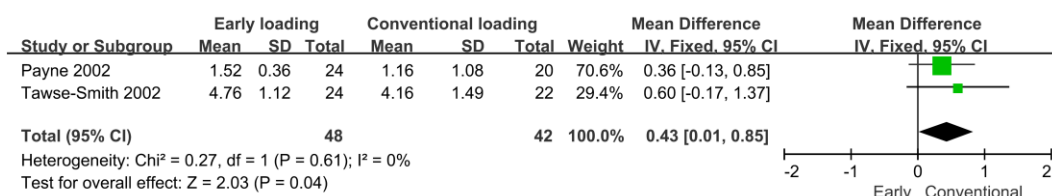


Figure S2. Forrest plots of the individual studies for the attachment level.

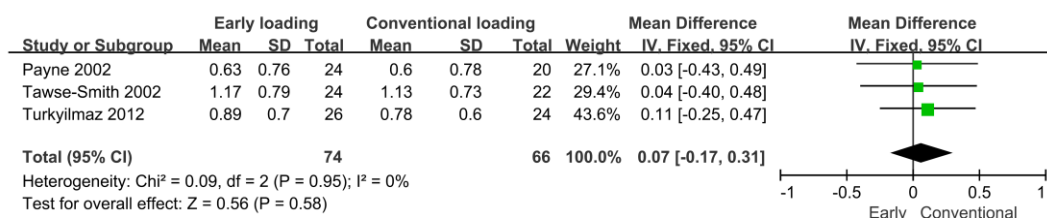


Figure S3. Forrest plots of the individual studies for the plaque index.

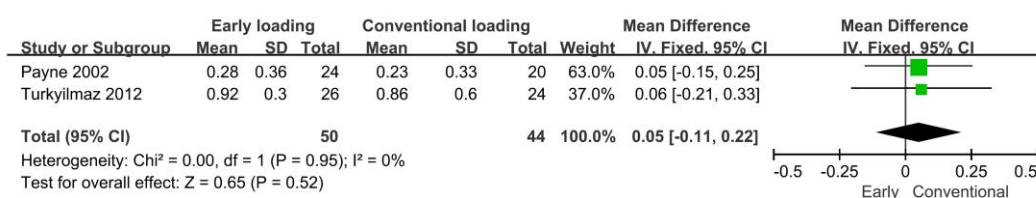


Figure S4. Forrest plots of the individual studies for the modified gingival index.

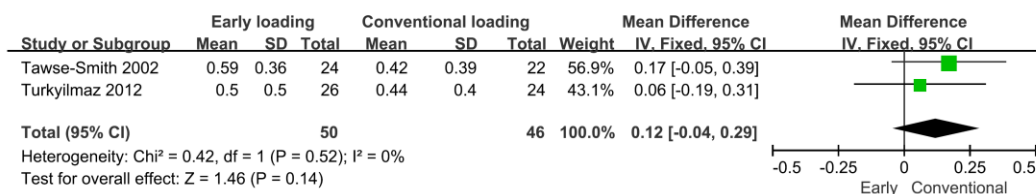


Figure S5. Forrest plots of the individual studies for the modified bleeding index.

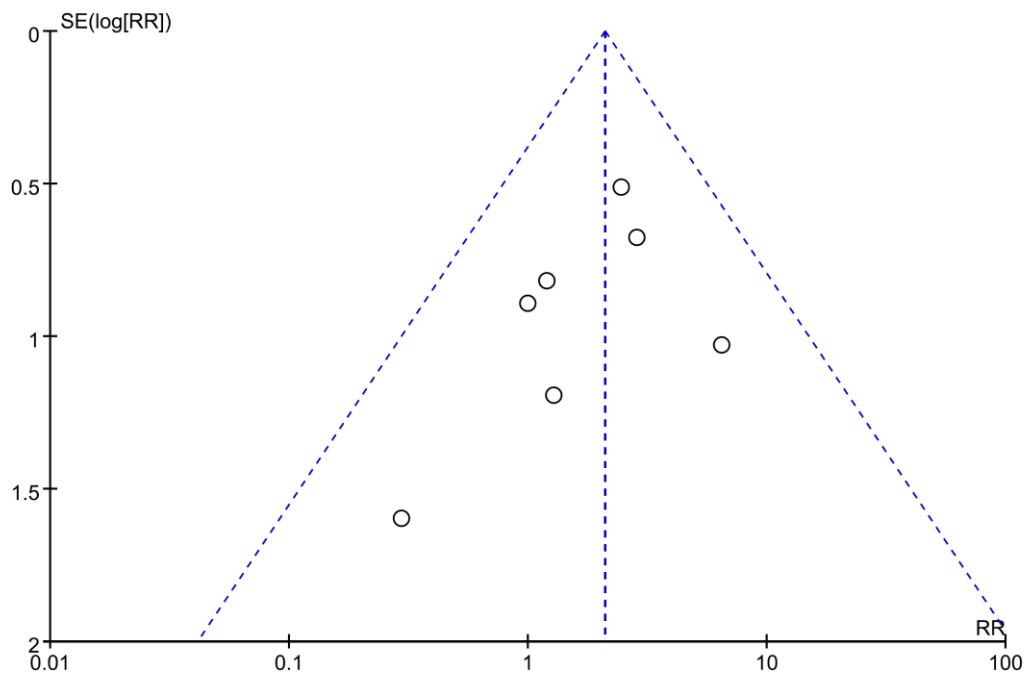


Figure S6. Funnel plot of the implant failure rates.

Table S1. Definition of group and prosthetic characteristics

References	Definition-test	Definition-control	Extent of restoration	Position of implants	Type of restoration	Type of implants system
Anil (2012)	1 week	4 months	Full-arch	Mandible	Removable	Biohorizon Maestro
Barewal (2012)	6 weeks	3 months	Single	Mixed	Fixed	Astra Tech
De Smet (2007)	1 week	3~4 months	Full-arch	Mandible	Removable	Brånemark Novum
Ericsson (2000)	20 days	4 months	Full-arch	Mandible	Fixed	Brånemark MKII
Engquist(2005)	3 weeks	3 months	Full-arch	Mandible	Fixed	Brånemark MKIII
Eliasson (2009)	3 weeks	3 months	Full-arch	Mandible	Fixed	Brånemark, ITI, Astra Tech
Fischer (2008)	9~18 days	2.5~5.1 months	Full-arch	Maxilla	Fixed	Straumann ITI
Ma (2010)	2 weeks& 6 weeks	3 months	Full-arch	Mandible	Removable	Brånemark, Steri-Oss, Southern, Straumann
Payne (2002)	6 weeks	3 months	Full-arch	Mandible	Removable	Straumann ITI
Røynesdal (2001)	3 weeks	3 months	Full-arch	Mandible	Removable	Straumann ITI
Tawse-Smith (2002)	6 weeks	3 months	Full-arch	Mandible	Removable	Steri-Oss, Southern
Turkyilmaz (2007a)	6 weeks	3 months	Single	Maxilla	Fixed	Brånemark MKIII
Turkyilmaz (2007b)	1 week	6 months	Full-arch	Mandible	Removable	Brånemark MKIII
Turkyilmaz (2012)	1 week	3 months	Full-arch	Mandible	Removable	Brånemark MKIII

Table S2. Quality assessment of selected studies

References	Sequence Generation	Allocation Concealment	Blinding (single/double)	Clear definition	Free of selective reporting	Free of other bias	Risk of bias
Anil (2012)	NR	NR	NR	Yes	Yes	Yes	High
Barewal (2012)	Yes	Yes	Yes	Yes	Yes	Yes	Low
De Smet (2007)	No	NR	NR	Yes	Yes	Yes	High
Ericsson (2000)	NR	NR	NR	Yes	Yes	Yes	High
Engquist (2005)	NR	NR	NR	Yes	Yes	Yes	High
Eliasson (2009)	No	No	No	Yes	Yes	No	High
Fischer (2008)	Yes	NR	NR	Yes	Yes	Yes	High
Tawse-Smith (2002)	Yes	Yes	NR	Yes	Yes	Yes	Moderate
Payne (2002)	Yes	Yes	NR	Yes	Yes	Yes	Moderate
Turkyilmaz (2012)	Yes	NR	NR	Yes	Yes	Yes	High
Turkyilmaz (2007a)	Yes	NR	NR	Yes	Yes	Yes	High
Turkyilmaz (2007b)	Yes	NR	NR	Yes	Yes	Yes	High
Ma (2010)	Yes	Yes	NR	Yes	Yes	Yes	Moderate
Røyndal (2001)	NR	NR	NR	Yes	Yes	Yes	High

NR = not reported.