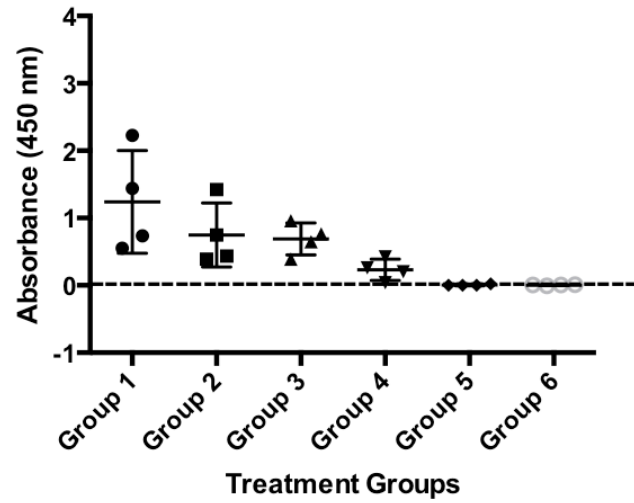
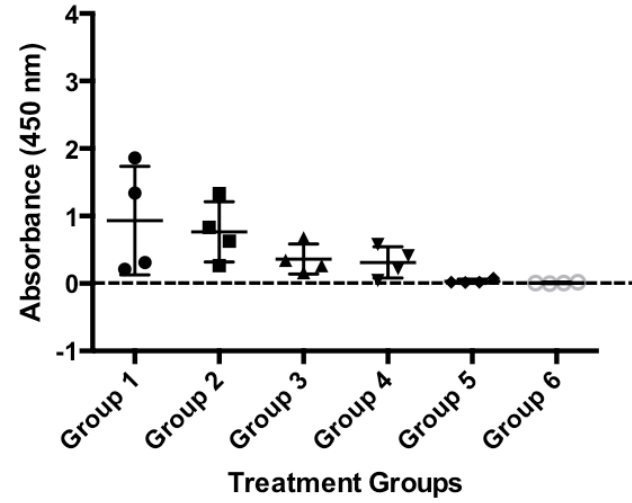


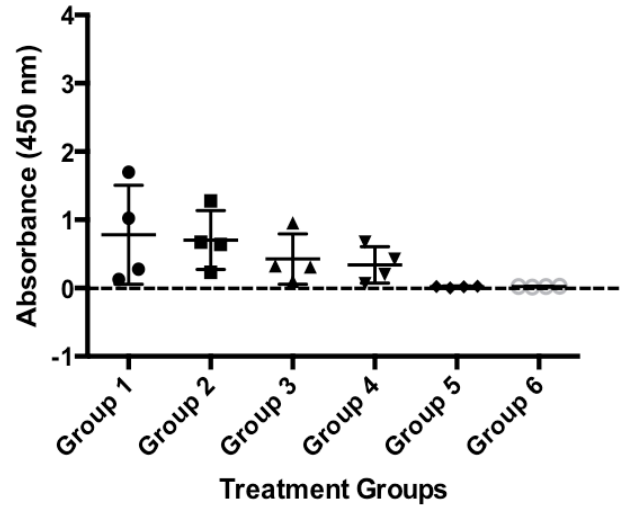
Total anti-oE2 IgG responses after 7 weeks



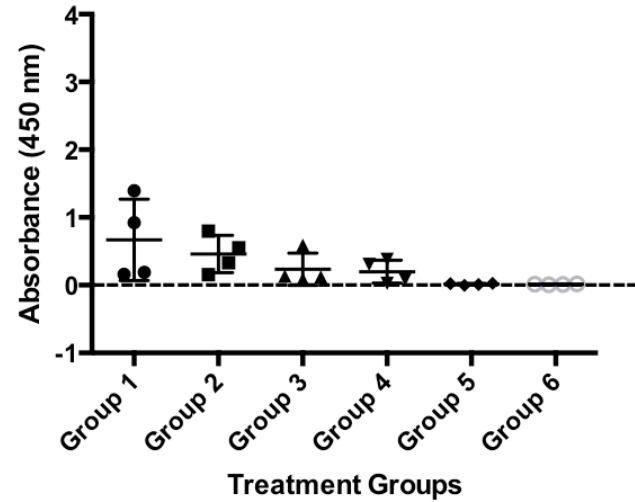
Total anti-oE2 IgG responses after 11 weeks



Total anti-oE2 IgG responses after 15 weeks



Total anti-oE2 IgG responses after 19 weeks



S1 Fig. oE2-specific ELISA antibody responses in mice after two subcutaneous immunisations. The individual response for each mouse is shown using a sera dilution of 1:1600. Group 1 (mouse 5 to 8) received 100 µg oE2 plus 10 µg Quil-A; Group 2 (mouse 5 to 8) received the FD 100 µg oE2 plus 10 µg Quil-A, Group 3 (mouse 5 to 8) received the oE2 nanovaccine (100 µg oE2 adsorbed to 500 µg SV-140), Group 4 (mouse 5 to 8) received the FD oE2 nanovaccine (100 µg oE2 adsorbed to 500 µg SV-140), Group 5 (mouse 5 to 8) received the FD 500 µg SV-140, Group 6 (mouse 5 to 8) was the unimmunised group and did not receive any vaccination.