

rrnA



4035164..4040815

GCGAATTTTCGCCCGAGAAATCGCCCATTTAACCGACAAACCGACGCTGAAATAAGCATAAAG
 AATGTGTAGGCTGGAGCTGCTTCGAAGTTCCTATACTTTCTAGAGAATAGGAACTTCGAACT
 GCAGGTTCGACGGATCCCCGGAATAGAAGGCCATCCTGACGGATGGCCTTTTTTGCATTGGCGC
 AGAAAAAATGCCGGATGCGACGCTGGCGCGTCTTATCCAGCCTACTCTTGCTTATCCGTTT
 TGCTTTTTGCATCCACTCCACCACAAAATCAGCCAGCCCCTCAACATCATTAATATCCAGTAA

rrnB



4166298..4171959

CCAGGAGCTGAACAATTATTGCCCGTTTTACAGCGTTACGGCTTCGAAACGCTCGAAAACT
 GGCAGTTTTAGGCTGATTTGGTTGAATGTGTAGGCTGGAGCTGCTTCGAAGTTCCTATACTT
 TCTAGAGAATAGGAACTTCGAACTGCAGGTTCGACGGATCCCCGGAATTTTTTTCGTTTTCTAC
 AAAC'TCTTCCTGTCGTCATATCTACAAGCCATCCCCCACAGATACGGTAAACTAGCCTCGT
 TTTTGCATCAGGAAAGCAGCTATGAACCACTCCTTAAAACCCTGGAACACATTTGGCATTGA
 TCATAATGCTCAGC

rrnC



3941387..3947067

AAGTTTTTCTGTGCAGCTAACTGTTGTGCGCTTAAAGGCATTACTTATCTTCCTTTTTTCTT
 TTTATTCCTCCTTAGTATGCCACCAGGAAGTGTGATTACGTGTAGGCTGGAGCTGCTTCGAA
 GTTCCTATACTTTCTAGAGAATAGGAACTTCGAACTGCAGGTTCGACGGATCCCCGGAATATC
 TGAAATAACCCTCTCCGAAGTAAATCCTTCTACCGGCATCCTTGCCAGCCATTCATATTAAT
 ACAC'TTCATCCAGCACGTTAATTTTTCAAAGATCGCGAATCAACGCATTTTTTAT

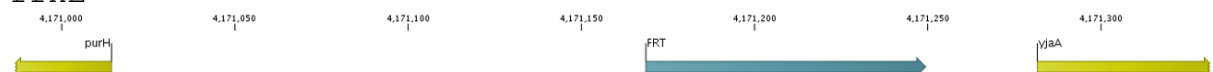
rrnD



3423217..3429164

AGCAAGCTGCACCTGATGAATTTTTTTCGCGATCCTAAATCAGAGCGTACGAGGGCATTTTTA
 TCGCAGGTAATCCATTAATTGAATGTTAGTTCGAAAAGCAAGTGTAGGCTGGAGCTGCTTCG
 AAGTTCCTATACTTTCTAGAGAATAGGAACTTCGAACTGCAGGTTCGACGGATCCCCGGAATA
 CTAAAAGACTTGCACAAGCCAATAATGCCCCCAAAGTCATTAGTAAATCATTTATTGCTGA
 GGTAAGTATGTCTGATGTTTTACGCCCATACCGCGATCTTTTTCCACAAATCGGTCAGCGCG
 TAATGATCG

rrnE

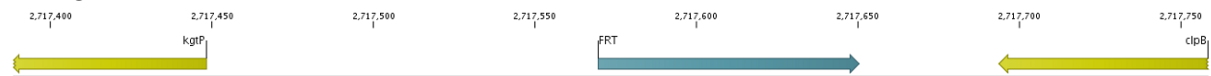


4207686..4213202

CGCGGCGGACTGGACGACGTTGTTGCATGGTAAATCCCCTGGATTTGACTATTACAGAGAGC
 GTTAGCTGAATTTTTTCGCGAAAACTCAGCTAACGCCCTAACGGGGCATCCTTATTTTTTCG
 CCCGCATTGTAACGAAAACGTTTGCGCAACGCTCGCGAATTTTTTCTCTTTCAATGGTGGTGT
 AGGCTGGAGCTGCTTCGAAGTTCCTATACTTTCTAGAGAATAGGAACTTCGGAATAGGAACT

AAGGAGGATATTCATATGTCAATTATTTGCATGATGAAGGGAATCTCATGTCAGTTCTGTAT
ATCCAAATTCGTCGTAATCAAATTACTGTTTCGCGA

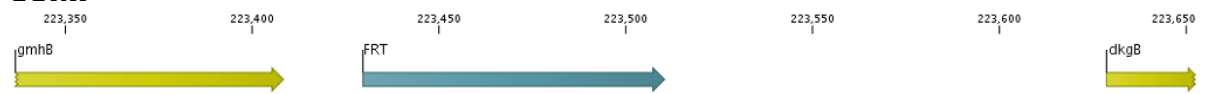
rrnG



2725867..2731558

GCGGCGACGAGTATCACTACTTGTCTGCTGTCTGCCGTTACAGTACTTTTCAGCCATGC
CATTATGTCTCCTGCCGTAATCCGATGCTTTTGTCTCGGTCGCTTTTGTATTTTTTTTGTAA
AGGAAATATTATACATTTGTTGCATATCATTATGCAACCTTAACCATGAATTTAGTTGTGTA
GGCTGGAGCTGCTTCGAAGTTCCTATACTTTCTAGAGAATAGGAACTTCGAACTGCAGGTCG
ACGATCCCCGGAATACTTATAGACAAAAACGAGCCCCGAAGGGCTCGTTTTATCATTACT
GGACGGCGACAATCCGGTCTTCATTAACCTCCAGGCGAATCACTTTACCCGGAACCAATT

rrnH



223429..229049

GCGGATTGGGTGTTAAATAGCCTGGCAGACCTGCCGCAAGCGATAAAAAAGCAGCAAAAACC
GGCACAATGATTAAAAGATGAGCGGTTGAAAGTGTAGGCTGGAGCTGCTTCGAAGTTCCTAT
ACTTTCTAGAGAATAGGAACTTCGAACTGCAGGTCGACGGATCCCCGGAATGTATATCTATT
ATTGCCAGAATCGAAAAATCCTCTGCATTTTACGCTCTTTTTTCTCAACAGTCTGAAGCCC
ATAATCACCTCAGTTAACGAAAATAGCATTAAAAGAGGCATATTATGGCTATCCCTGCATTT
GGTTTA

Figure S2 Schematic representation and sequence of FRT scar and regions flanking the *rrn* deletions. The FRT scar sequence is denoted as underlined text. The coordinates of the deleted regions are provided above the sequence data. Coordinates are based on the sequence of *E. coli* MG1655 (NC000913; modification date 19-Mar-2014).